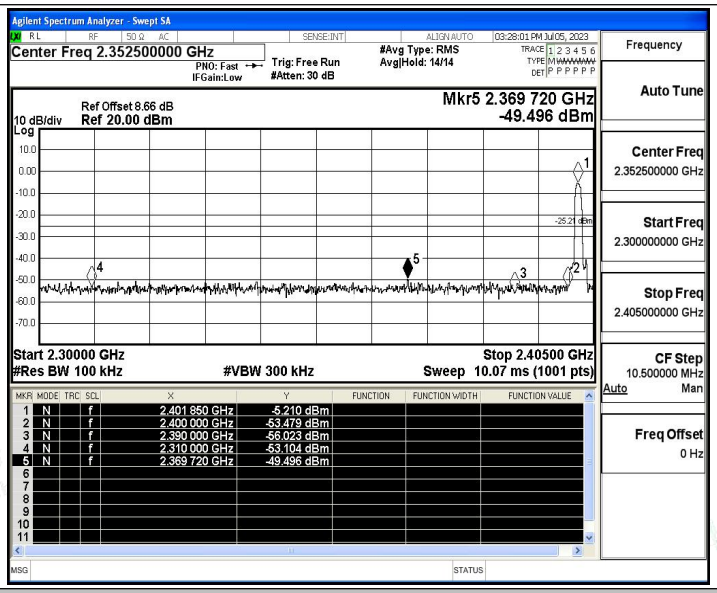

3DH5_Ant1_High_2480

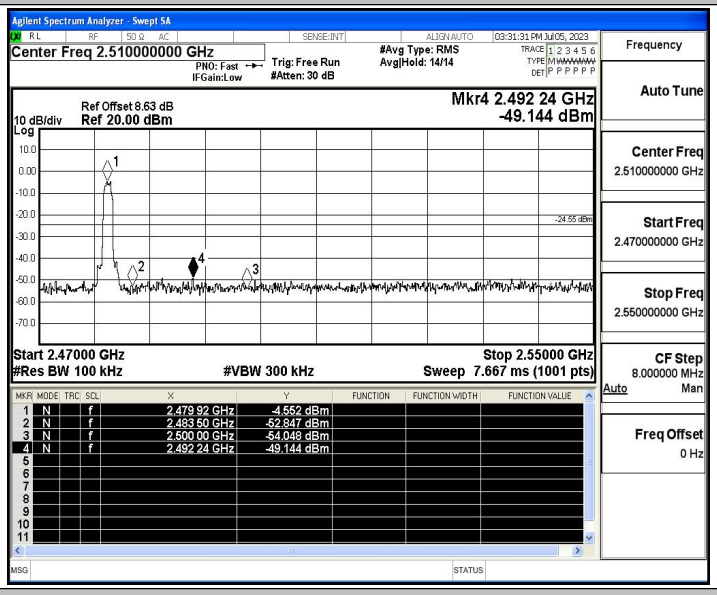

3DH5_Ant1_Low_Hop_2402

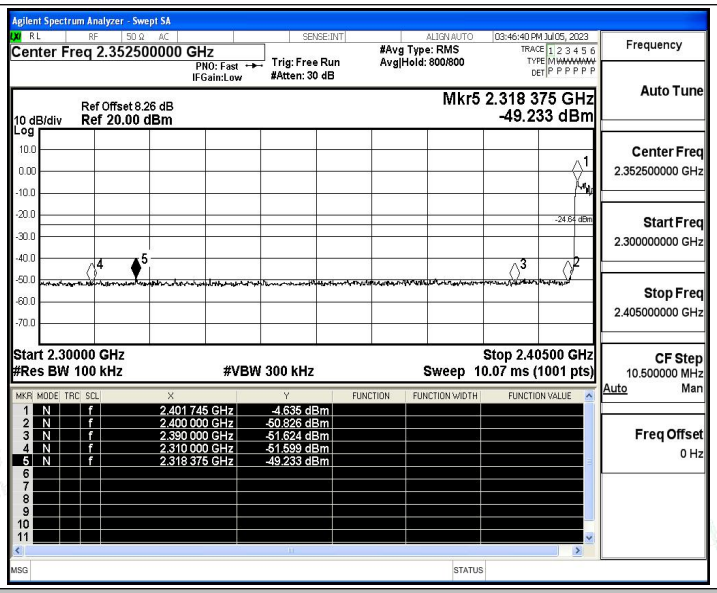

3DH5_Ant1_High_Hop_2480

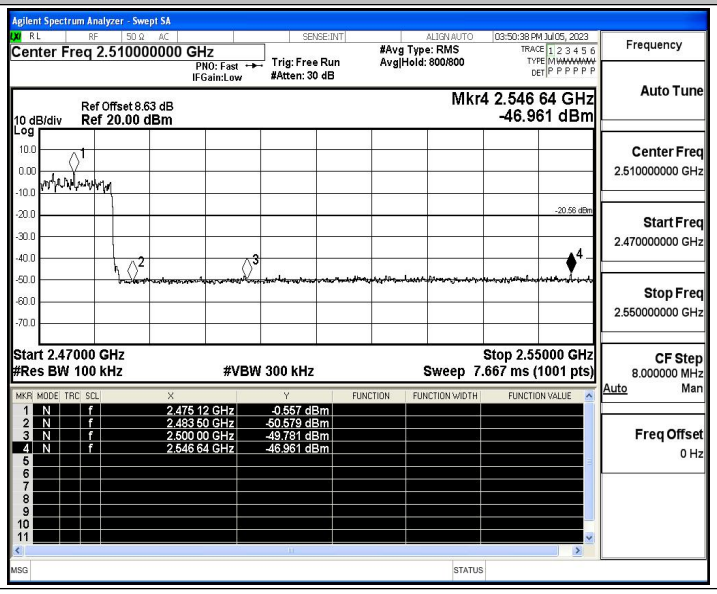

A.8 Conducted Spurious Emission

Test Result

TestMode	Antenna	Frequency[MHz]	FreqRange [MHz]	RefLevel [dBm]	Result [dBm]	Limit [dBm]	Verdict
DH5	Ant1	2402	Reference	0.18	0.18	---	PASS
			30~1000	0.18	-61.18	≤-19.82	PASS
			1000~26500	0.18	-46.23	≤-19.82	PASS
		2441	Reference	0.35	0.35	---	PASS
			30~1000	0.35	-61.28	≤-19.65	PASS
			1000~26500	0.35	-46.74	≤-19.65	PASS
		2480	Reference	0.41	0.41	---	PASS
			30~1000	0.41	-60.94	≤-19.59	PASS
			1000~26500	0.41	-46.34	≤-19.59	PASS
2DH5	Ant1	2402	Reference	-4.79	-4.79	---	PASS
			30~1000	-4.79	-61.26	≤-24.79	PASS
			1000~26500	-4.79	-46.07	≤-24.79	PASS
		2441	Reference	-3.78	-3.78	---	PASS
			30~1000	-3.78	-60.66	≤-23.78	PASS
			1000~26500	-3.78	-46.73	≤-23.78	PASS
		2480	Reference	-4.26	-4.26	---	PASS
			30~1000	-4.26	-61.1	≤-24.26	PASS
			1000~26500	-4.26	-47.2	≤-24.26	PASS
3DH5	Ant1	2402	Reference	-3.87	-3.87	---	PASS
			30~1000	-3.87	-60.5	≤-23.87	PASS
			1000~26500	-3.87	-46.71	≤-23.87	PASS
		2441	Reference	-2.46	-2.46	---	PASS
			30~1000	-2.46	-61.25	≤-22.46	PASS
			1000~26500	-2.46	-46.34	≤-22.46	PASS
		2480	Reference	-2.71	-2.71	---	PASS
			30~1000	-2.71	-61.05	≤-22.71	PASS
			1000~26500	-2.71	-46.98	≤-22.71	PASS

Test Graphs

DH5_Ant1_2402_0~Reference

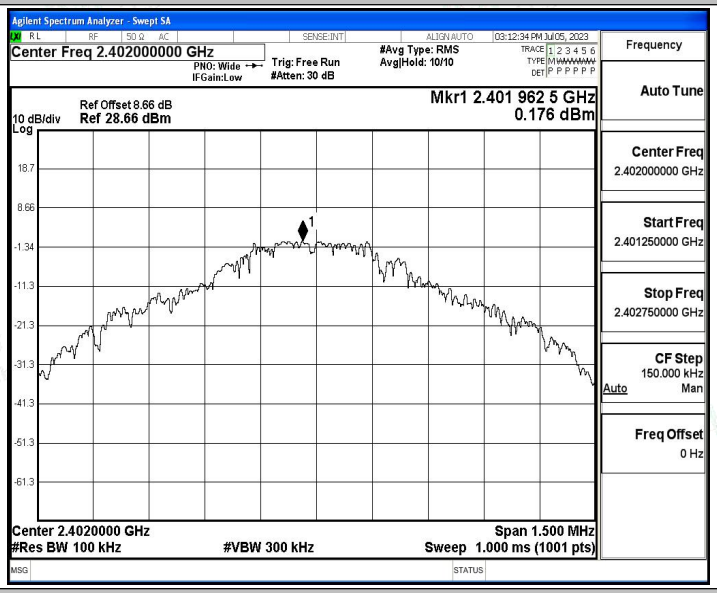

DH5_Ant1_2402_30~1000

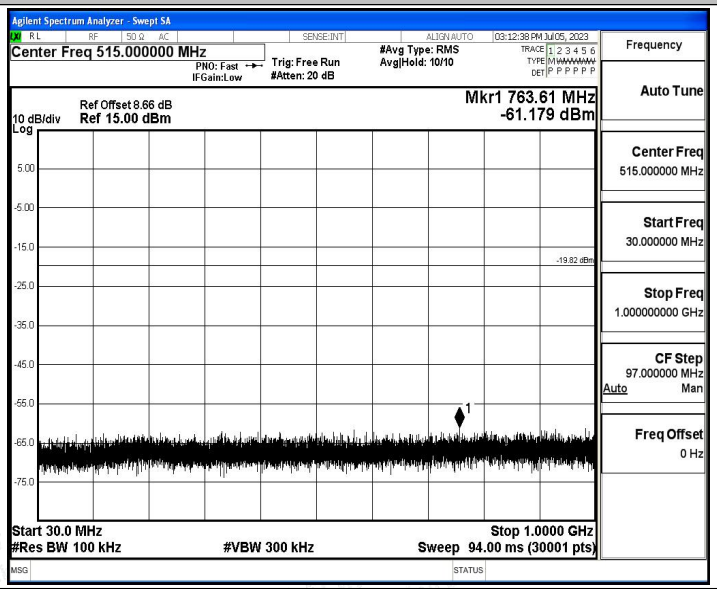

DH5_Ant1_2402_1000~26500

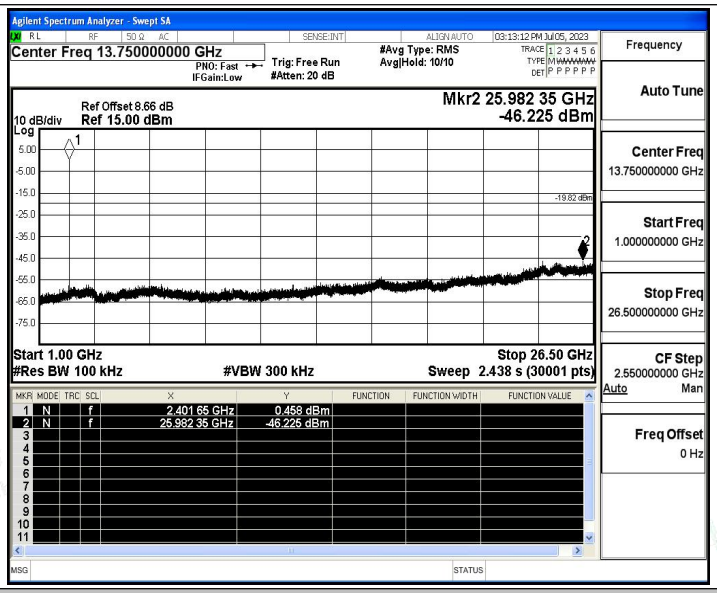

DH5_Ant1_2441_0~Reference

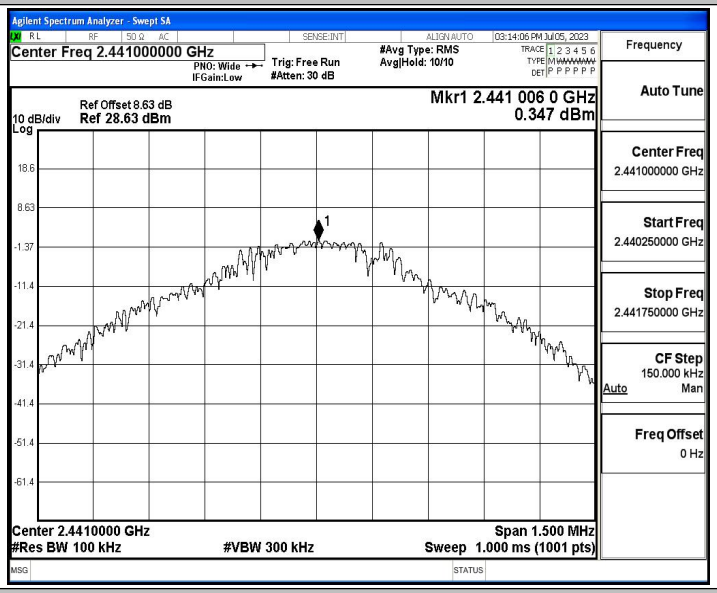

DH5_Ant1_2441_30~1000

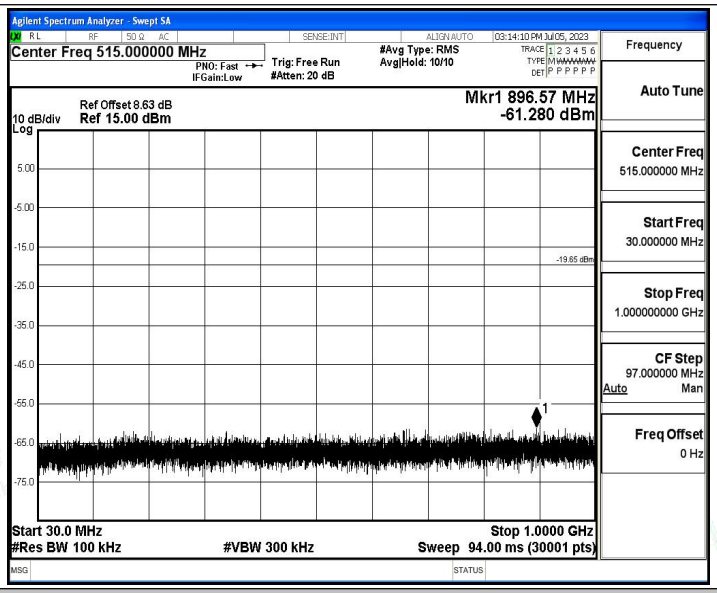

DH5_Ant1_2441_1000~26500

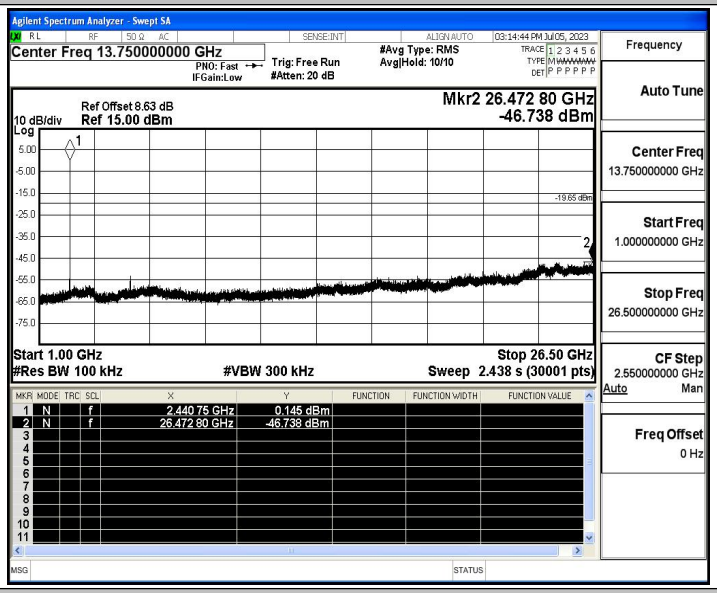

DH5_Ant1_2480_0~Reference

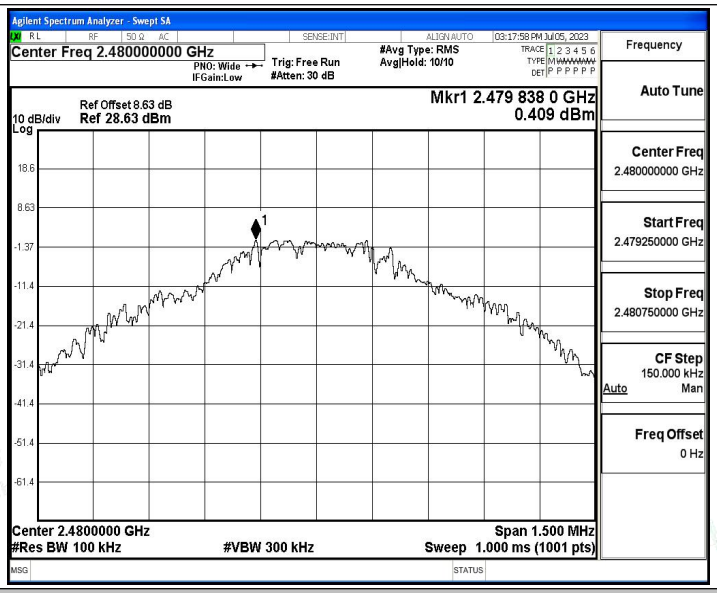

DH5_Ant1_2480_30~1000

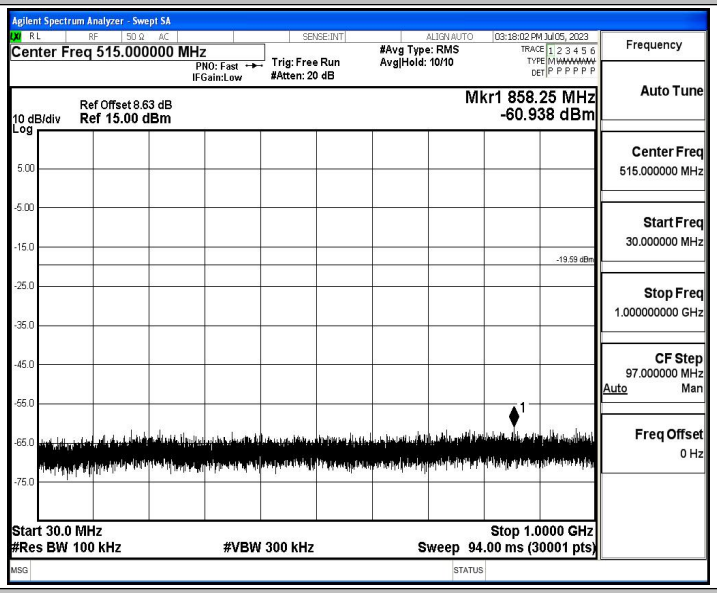

DH5_Ant1_2480_1000~26500

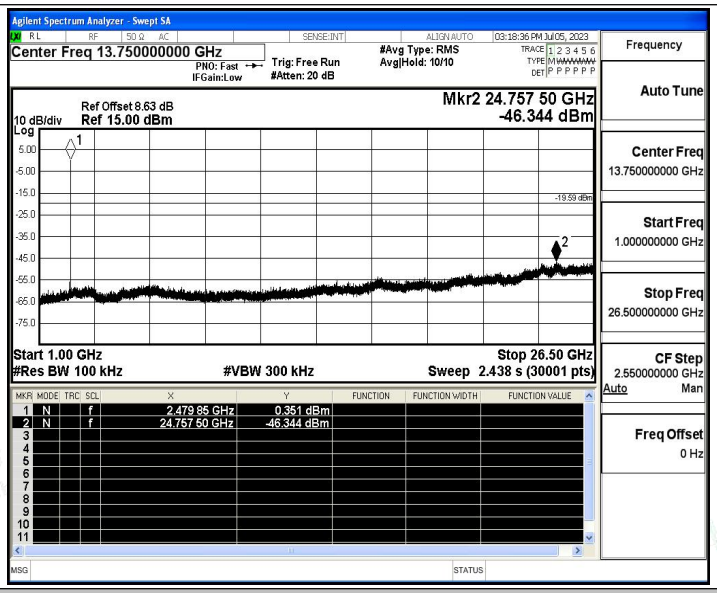

2DH5_Ant1_2402_0~Reference

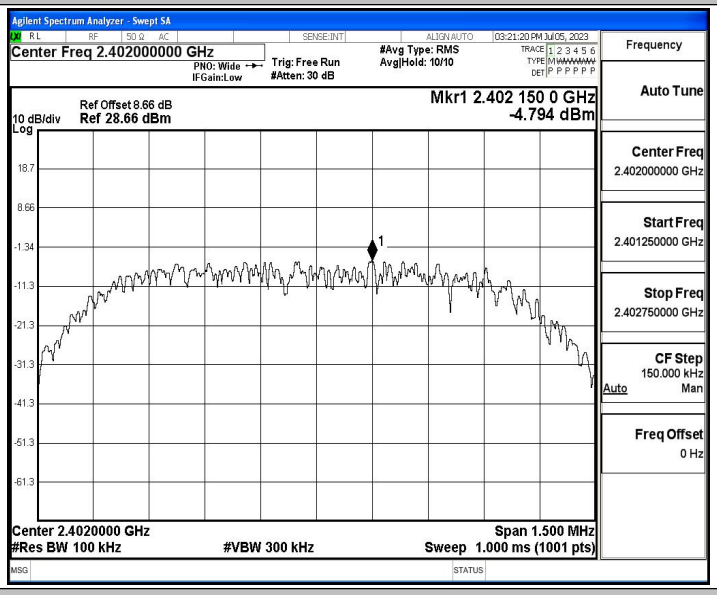

2DH5_Ant1_2402_30~1000

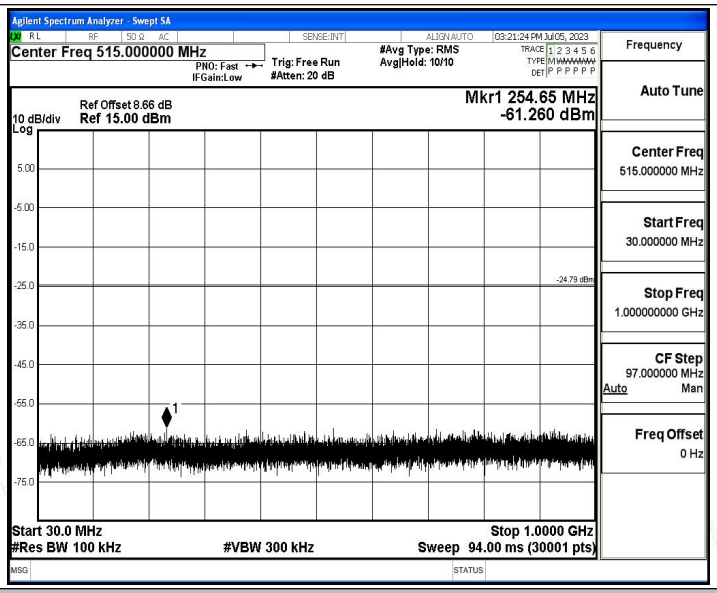

2DH5_Ant1_2402_1000~26500

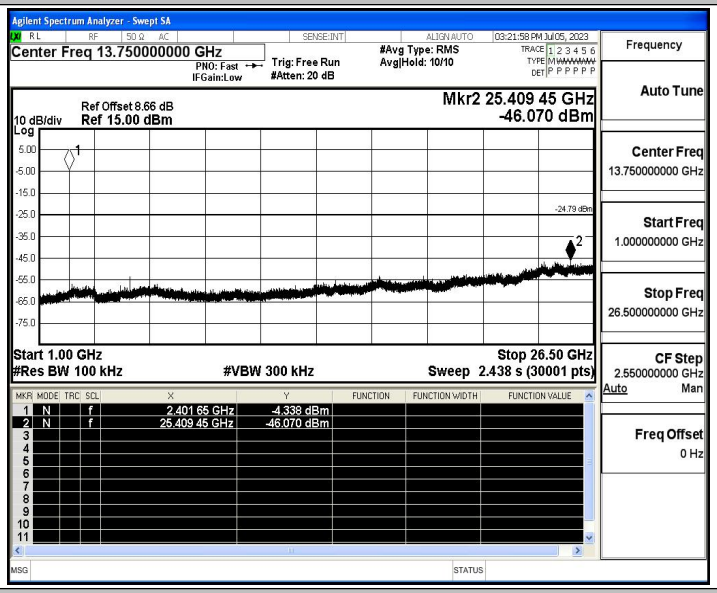

2DH5_Ant1_2441_0~Reference

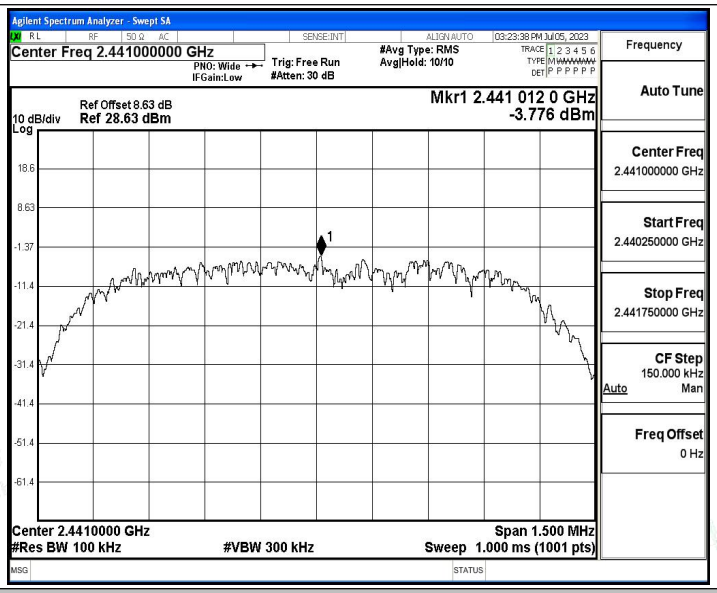

2DH5_Ant1_2441_30~1000

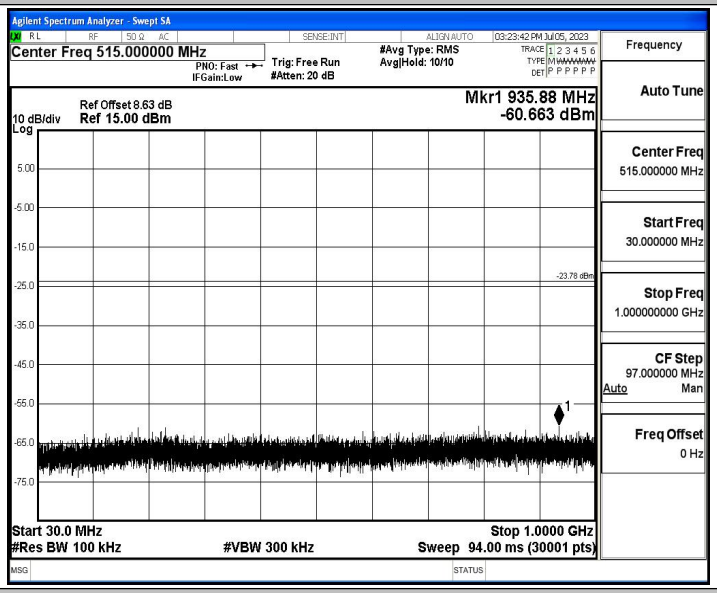

2DH5_Ant1_2441_1000~26500

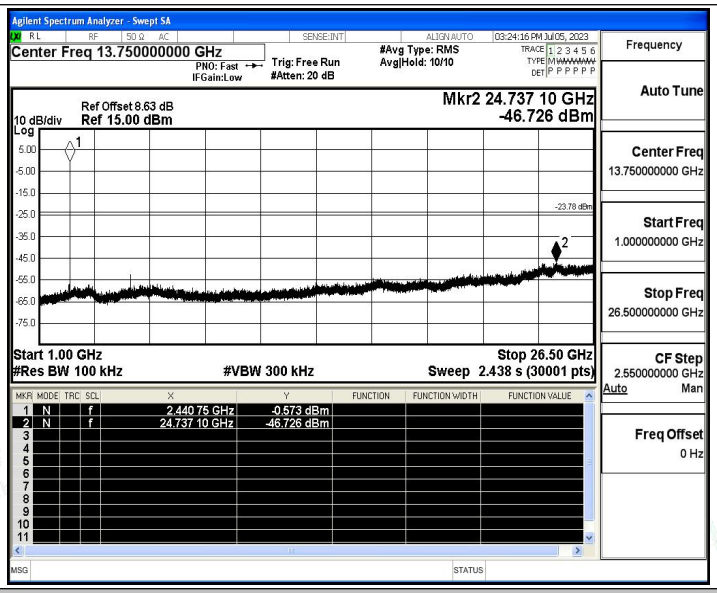

2DH5_Ant1_2480_0~Reference

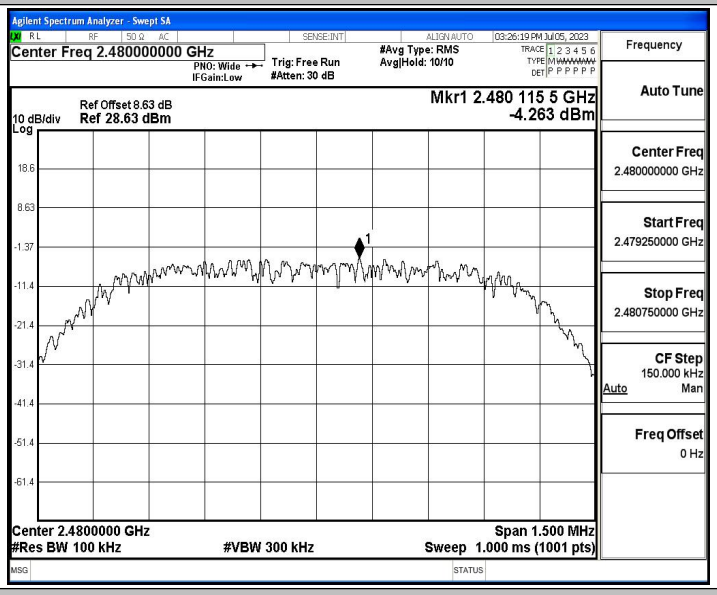

2DH5_Ant1_2480_30~1000

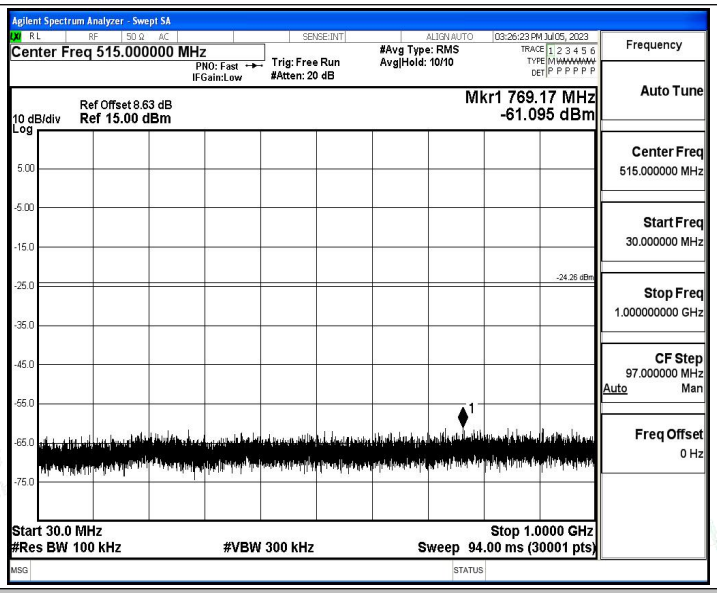

2DH5_Ant1_2480_1000~26500

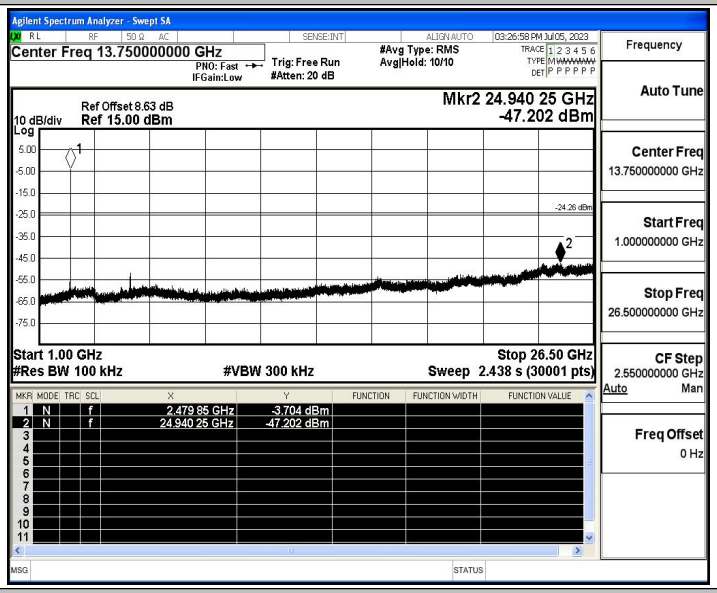

3DH5_Ant1_2402_0~Reference

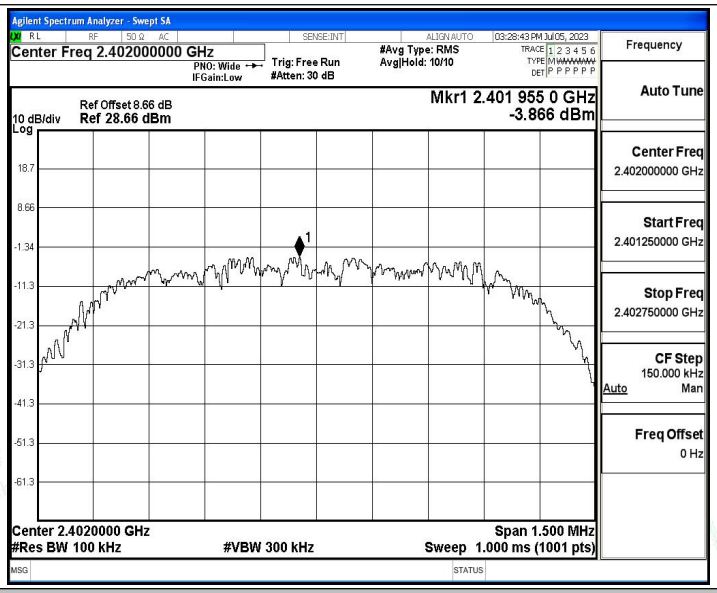

3DH5_Ant1_2402_30~1000

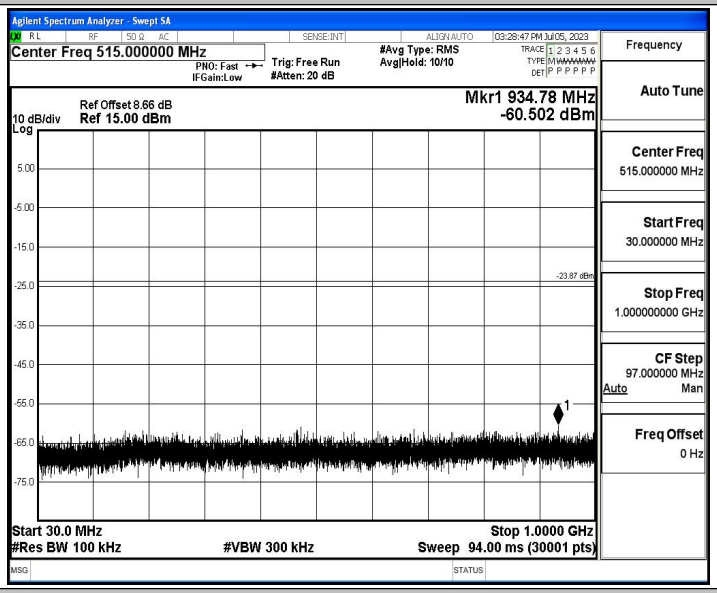

3DH5_Ant1_2402_1000~26500

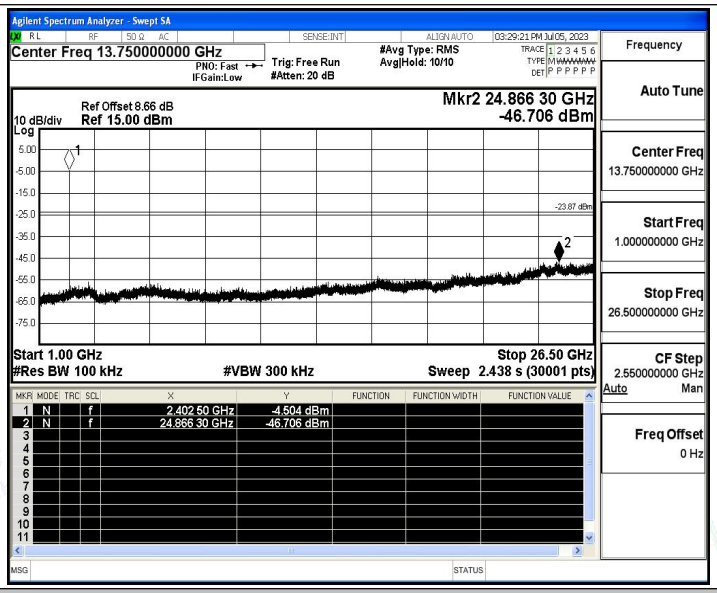

3DH5_Ant1_2441_0~Reference

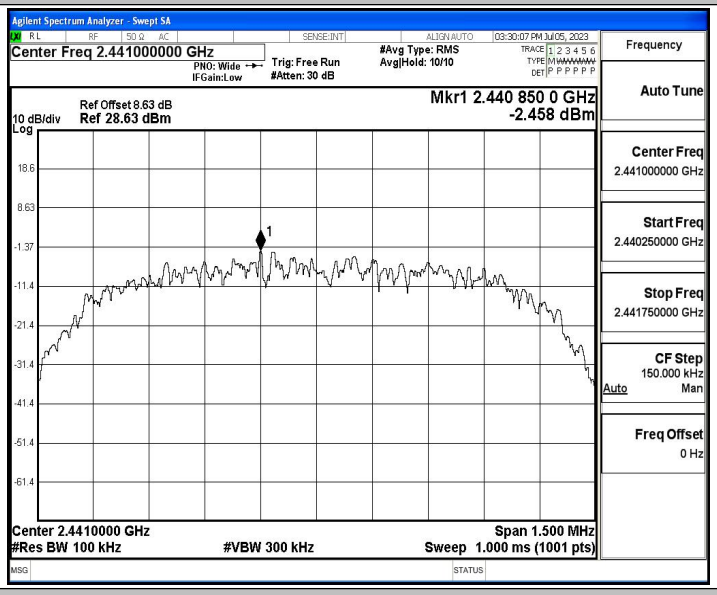

3DH5_Ant1_2441_30~1000

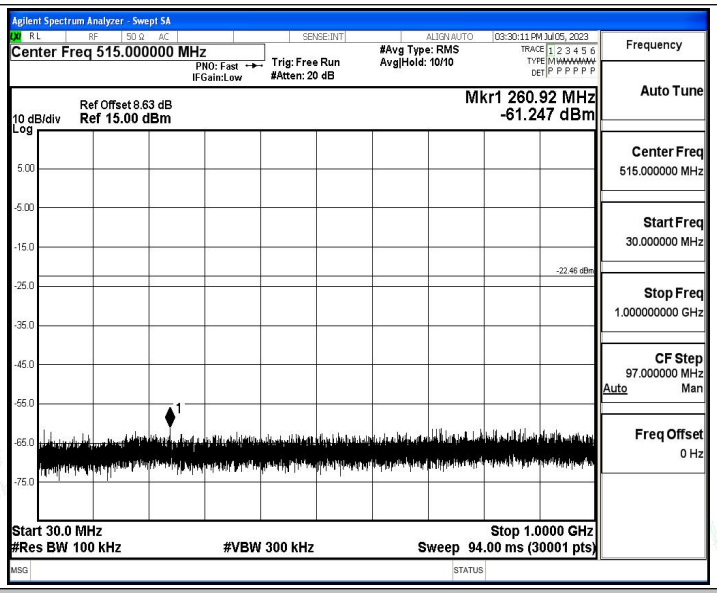

3DH5_Ant1_2441_1000~26500

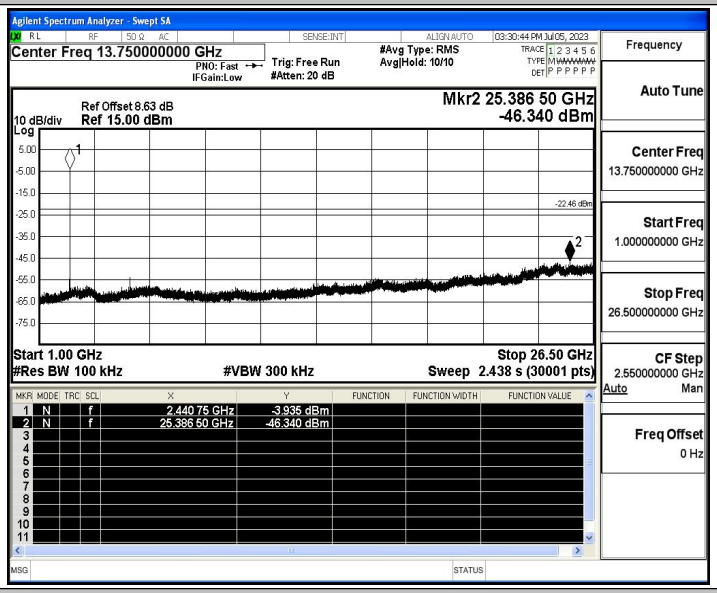

3DH5_Ant1_2480_0~Reference

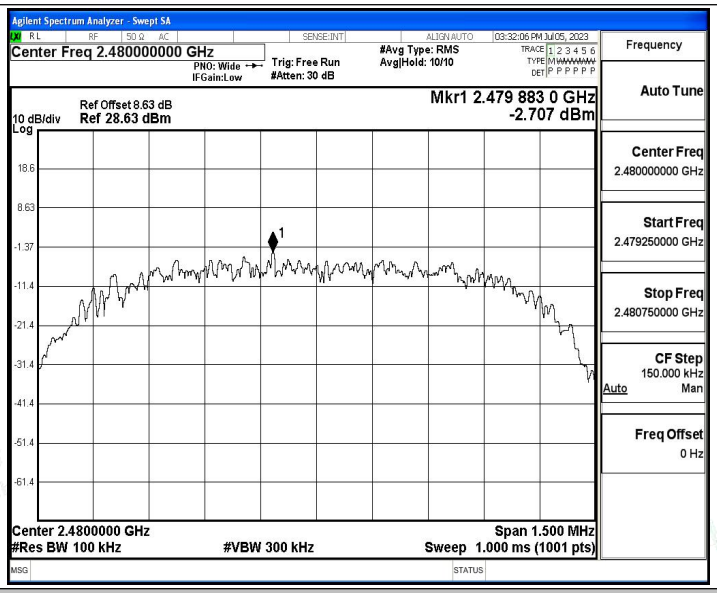

3DH5_Ant1_2480_30~1000

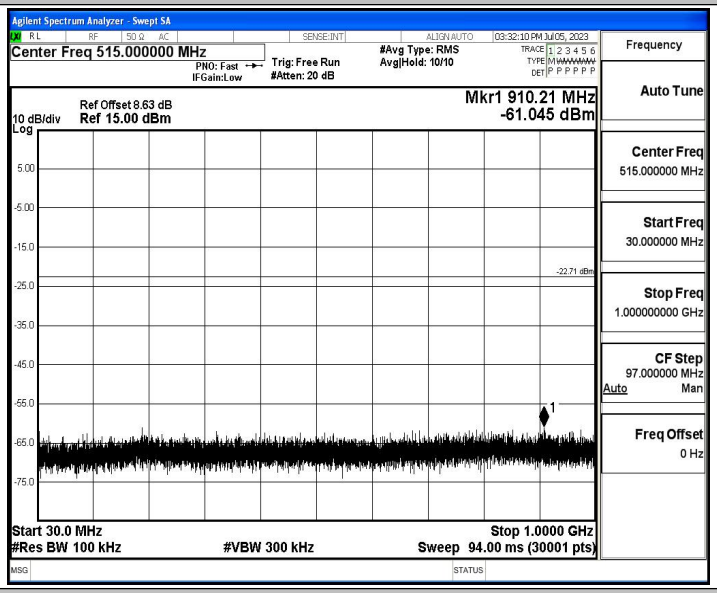

3DH5_Ant1_2480_1000~26500

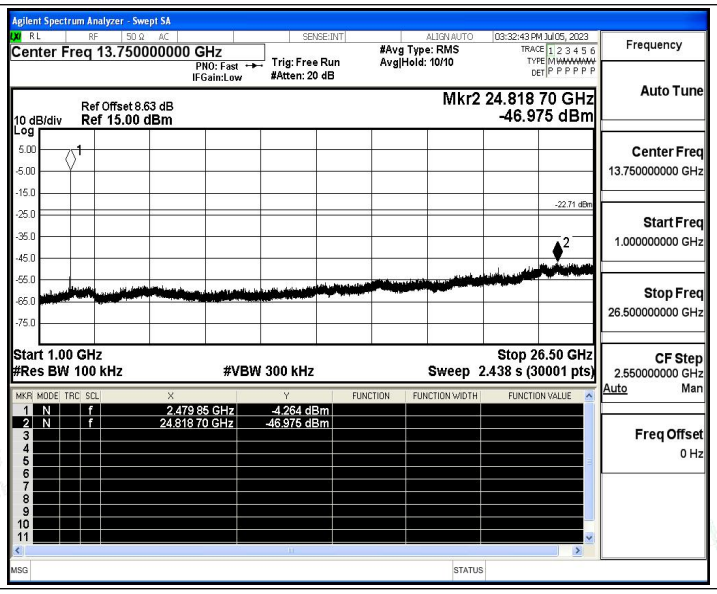
Agilent Spectrum Analyzer - Swept SA
Center Freq 13.750000000 GHz
PNO: Fast
IFGain:Low
Trig: Free Run
#Atten: 20 dB
#Avg Type: RMS
Avg|Hold: 10/10
03:32:43 PM Jul 05, 2023
Ref Offset 8.63 dB
10 dB/div Ref 15.00 dBm
Log
Mkr2 24.818 70 GHz
-46.975 dBm
-22.71 dBm
Start 1.00 GHz
#Res BW 100 kHz
#VBW 300 kHz
Stop 26.50 GHz
Sweep 2.438 s (30001 pts)
1 N f 2.479 85 GHz -4.264 dBm
2 N f 24.818 70 GHz -46.975 dBm
Frequency
Auto Tune
Center Freq 13.750000000 GHz
Start Freq 1.000000000 GHz
Stop Freq 26.500000000 GHz
CF Step 2.550000000 GHz
Auto Man
Freq Offset 0 Hz

A.9 Emissions in Restricted Bands

Test Result

TestMode	Antenna	ChName	Frequency[MHz]	Detector	Freq [MHz]	Result [dBm]	Limit [dBm]	Result [dBuV/m]	Limit [dBuV/m]	Verdict
DH5	Ant1	Low	2402	AV	2310.000	-48.27	≤-41.20	46.93	≤54	PASS
				AV	2382.425	-47.69	≤-41.20	47.51	≤54	PASS
				AV	2390.000	-47.78	≤-41.20	47.42	≤54	PASS
				Peak	2310.000	-43.39	≤-21.20	51.81	≤74	PASS
				Peak	2373.080	-38.89	≤-21.20	56.31	≤74	PASS
				Peak	2390.000	-41.41	≤-21.20	53.79	≤74	PASS
		High	2480	AV	2483.500	-47.29	≤-41.20	47.91	≤54	PASS
				AV	2499.120	-47.19	≤-41.20	48.01	≤54	PASS
				AV	2500.000	-47.31	≤-41.20	47.89	≤54	PASS
				Peak	2483.500	-42.43	≤-21.20	52.77	≤74	PASS
				Peak	2492.320	-39.21	≤-21.20	55.99	≤74	PASS
				Peak	2500.000	-42.67	≤-21.20	52.53	≤74	PASS
		Low	Hop_2402	Peak	2310.000	-40.07	≤-21.20	55.13	≤74	PASS
				Peak	2363.945	-36.98	≤-21.20	58.22	≤74	PASS
				Peak	2390.000	-40.07	≤-21.20	55.13	≤74	PASS
		High	Hop_2480	Peak	2483.500	-39.27	≤-21.20	55.93	≤74	PASS
				Peak	2496.000	-36.66	≤-21.20	58.54	≤74	PASS
				Peak	2500.000	-38.89	≤-21.20	56.31	≤74	PASS
2DH5	Ant1	Low	2402	AV	2310.000	-48.27	≤-41.20	46.93	≤54	PASS
				AV	2387.045	-47.72	≤-41.20	47.48	≤54	PASS
				AV	2390.000	-47.84	≤-41.20	47.36	≤54	PASS
				Peak	2310.000	-45.75	≤-21.20	49.45	≤74	PASS
				Peak	2384.840	-37.9	≤-21.20	57.30	≤74	PASS
				Peak	2390.000	-41.45	≤-21.20	53.75	≤74	PASS
		High	2480	AV	2483.500	-47.3	≤-41.20	47.90	≤54	PASS
				AV	2498.320	-47.18	≤-41.20	48.02	≤54	PASS
				AV	2500.000	-47.32	≤-41.20	47.88	≤54	PASS
				Peak	2483.500	-42.21	≤-21.20	52.99	≤74	PASS
				Peak	2497.680	-39.29	≤-21.20	55.91	≤74	PASS
				Peak	2500.000	-41.95	≤-21.20	53.25	≤74	PASS
		Low	Hop_2402	Peak	2310.000	-40.23	≤-21.20	54.97	≤74	PASS
				Peak	2348.510	-37.85	≤-21.20	57.35	≤74	PASS
				Peak	2390.000	-39.79	≤-21.20	55.41	≤74	PASS
		High	Hop_2480	Peak	2483.500	-38.75	≤-21.20	56.45	≤74	PASS
				Peak	2494.480	-37.18	≤-21.20	58.02	≤74	PASS
				Peak	2500.000	-39.3	≤-21.20	55.90	≤74	PASS
3DH5	Ant1	Low	2402	AV	2310.000	-48.33	≤-41.20	46.87	≤54	PASS

				AV	2384.315	-47.73	≤-41.20	47.47	≤54	PASS
				AV	2390.000	-47.94	≤-41.20	47.26	≤54	PASS
				Peak	2310.000	-43.16	≤-21.20	52.04	≤74	PASS
				Peak	2348.720	-38.83	≤-21.20	56.37	≤74	PASS
				Peak	2390.000	-42.18	≤-21.20	53.02	≤74	PASS
		High	2480	AV	2483.500	-47.25	≤-41.20	47.95	≤54	PASS
				AV	2492.480	-47.18	≤-41.20	48.02	≤54	PASS
				AV	2500.000	-47.16	≤-41.20	48.04	≤54	PASS
				Peak	2483.500	-41.25	≤-21.20	53.95	≤74	PASS
				Peak	2494.800	-37.39	≤-21.20	57.81	≤74	PASS
				Peak	2500.000	-41.22	≤-21.20	53.98	≤74	PASS
		Low	Hop_2402	Peak	2310.000	-39.97	≤-21.20	55.23	≤74	PASS
				Peak	2385.260	-38.17	≤-21.20	57.03	≤74	PASS
				Peak	2390.000	-40.03	≤-21.20	55.17	≤74	PASS
		High	Hop_2480	Peak	2483.500	-38.02	≤-21.20	57.18	≤74	PASS
				Peak	2493.920	-36.77	≤-21.20	58.43	≤74	PASS
				Peak	2500.000	-38.71	≤-21.20	56.49	≤74	PASS

Note：

1. The Antenna Gain is compensated in the graph.
2. The limit in dBm for average detector is conversion from 54dBuV/m, according to 15.209(a). The limit in dBm for peak detector is 20dB above the limit of average detector in dBm.

Test Graphs

DH5_Ant1_Low_2402_AV

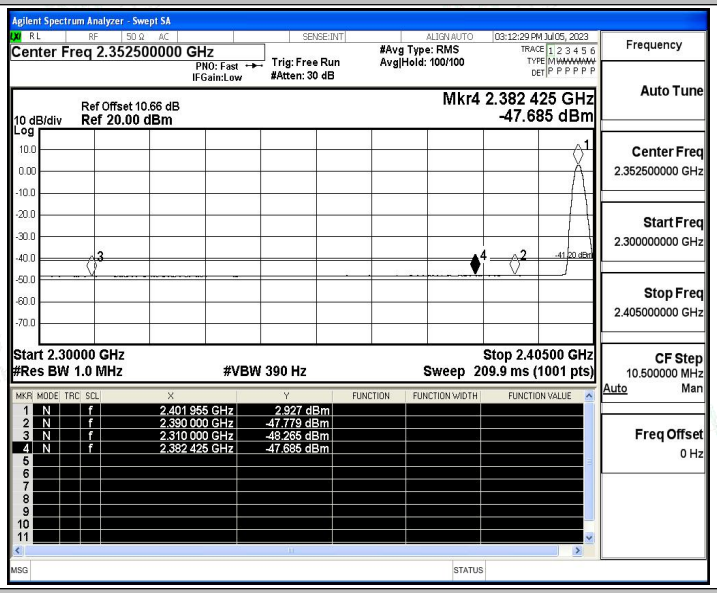

DH5_Ant1_Low_2402_Peak

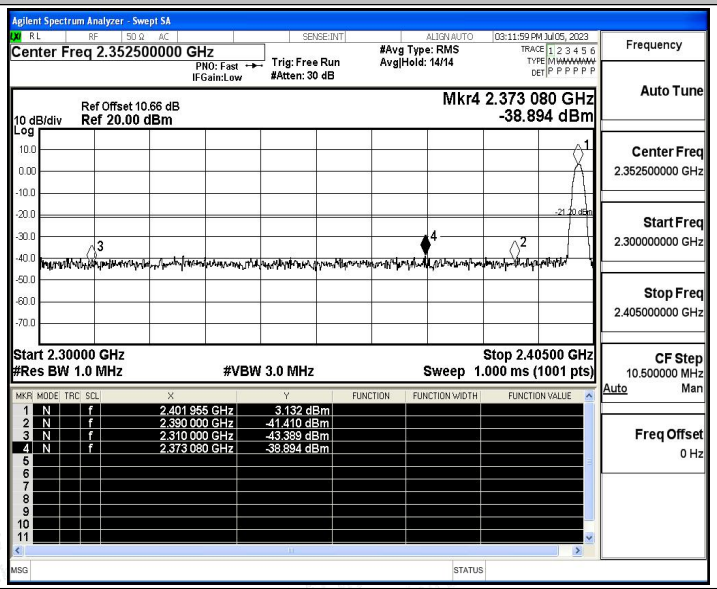

DH5_Ant1_High_2480_AV