样品规格书

Antenna Part Specification

客户名称： Customer name：	英唐 Shenzhen Yingtang Digital Technology Co., Ltd
天线类型： Material category：	PIFA 天线 PIFA antenna
天线型号 Antenna model	BD06
天线频率 Antenna frequency	2400-2480
天线尺寸 Antenna size	32.06x33.86x0.2mm
版本： Version：	V1.0
制造商 Manufacturer	深圳市思讯通信技术有限公司 Shenzhen Cicent Communication Technology Co., Ltd.
地址 Address	深圳市宝安区创业二路东联大厦 A 座 505-506 505-506 ,ABlock,Donglian Building,Chuangye 2 road,Baoan District,Shenzhen,Guangdong,P.R china
日期： Date：	2023.11.17

目录
Contents

一：无源测试报告 3
I：The report of passive data 3
二：暗室有源测试数据 6
II：3D Active test report of antenna 6
三：匹配电路 7
III：Matching circuit 7
四：结构图档 8
IV：Structure file 8

变更记录栏 Change record			
编制/变更日期 Compile / change date	变更理由 Reason for change	变更内容 Changed content	版本 Version

一：无源测试报告

I：The report of passive data

Angilent E5071C

BT 天线 S11 参数

BT antenna S11 parameter

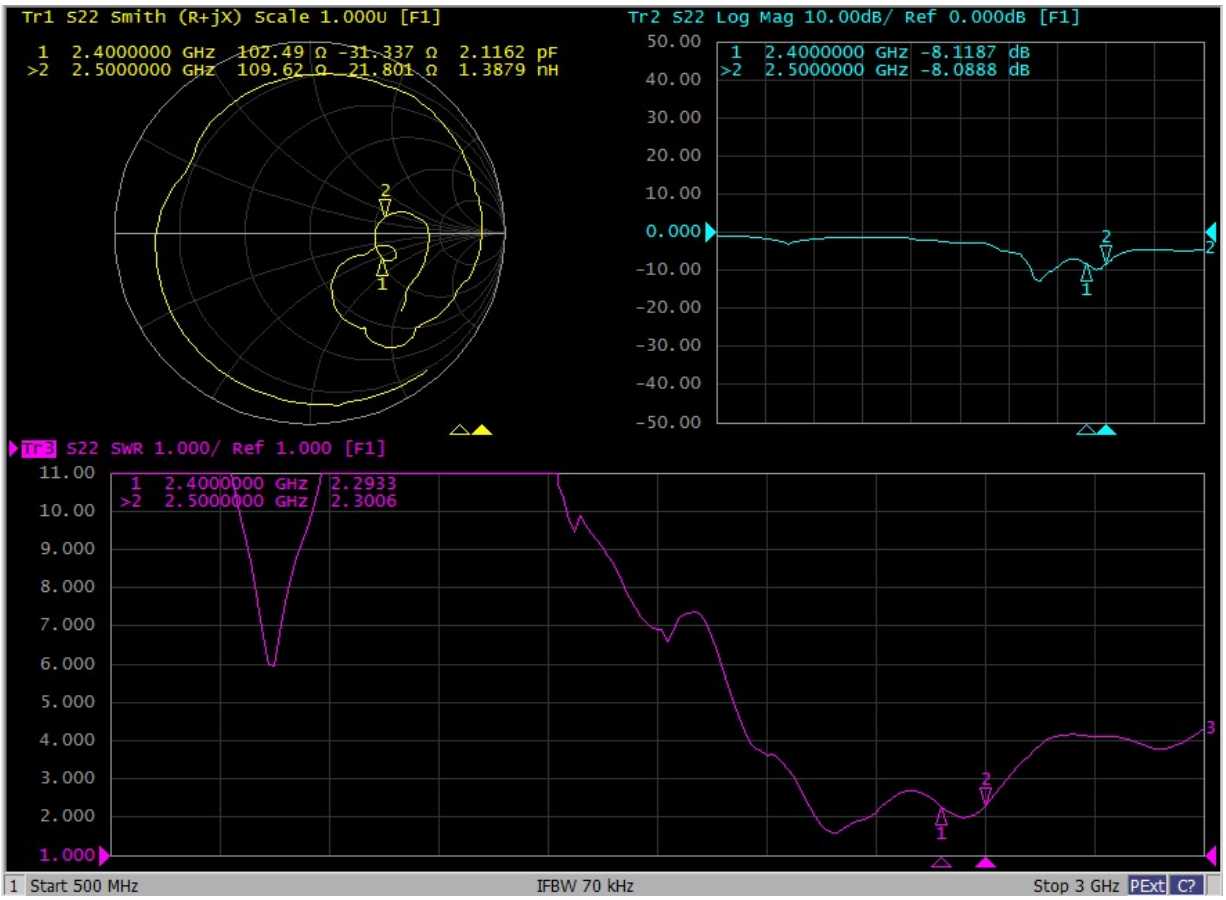

BT 天线无源效率与增益

Passive efficiency and gain of BT antenna

BT			
Frequency（MHz）	Gain (dBi)	Efficiency (dB)	Efficiency
2400	-0.5	-3.6	43.3
2410	-0.1	-3.5	44.9
2420	0.3	-3.0	50.0
2430	0.6	-2.6	54.5
2440	0.8	-2.7	53.5
2450	1.2	-2.7	53.5
2460	1.4	-2.9	51.3
2470	1.9	-3.1	49.3
2480	2.4	-3.3	46.6
Average value	0.9	-3.1	49.7

天线无源 3D 方向图

3D Antenna radiation pattern

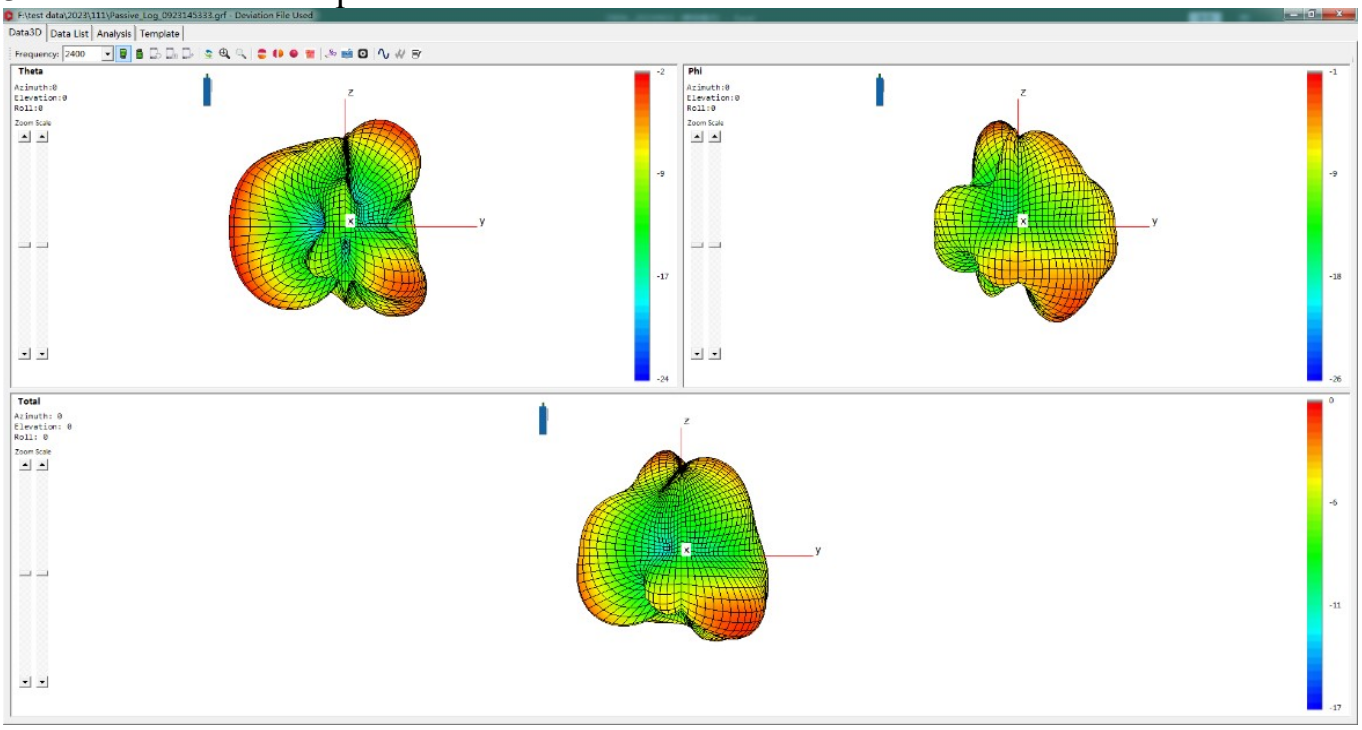

天线无源方向图

Antenna radiation pattern

Theta=90.00deg

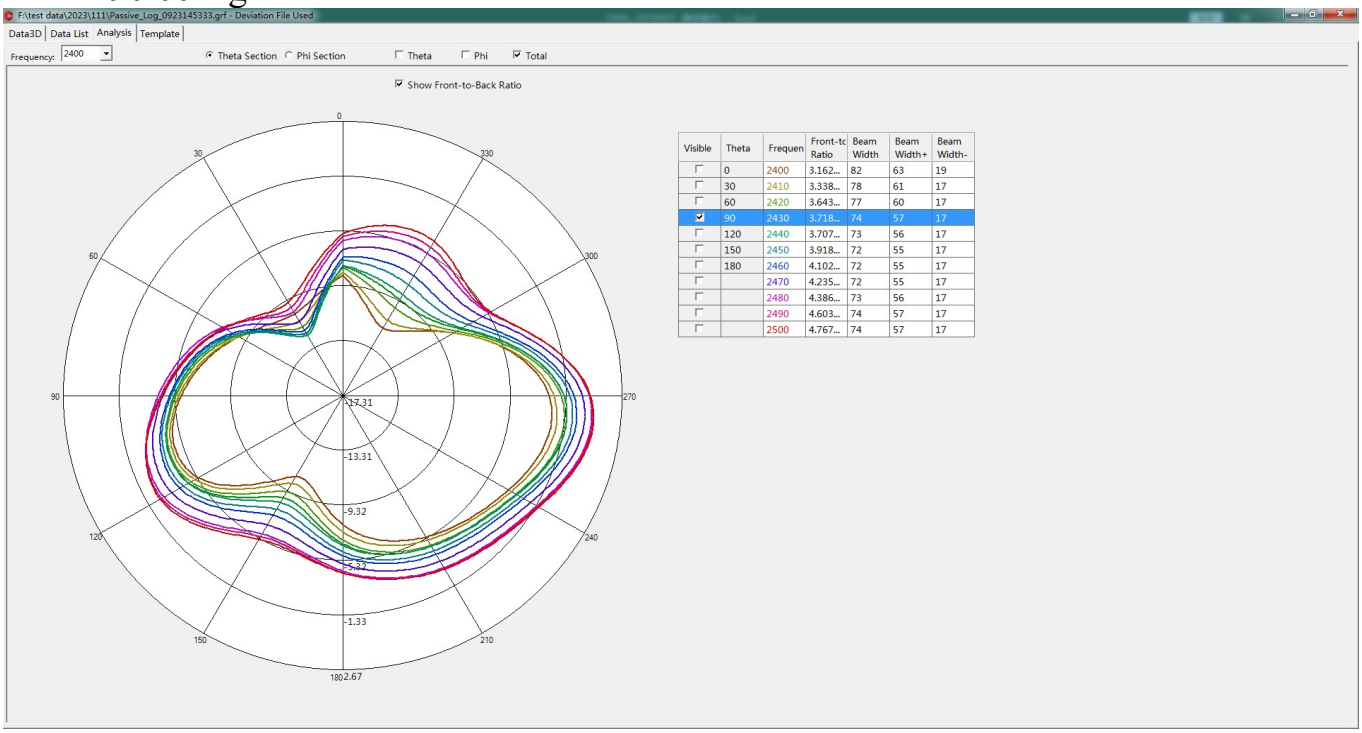

Visible	Theta	Frequen	Front-to Ratio	Beam Width	Beam Width+	Beam Width-
☐	0	2400	3.162...	82	63	19
☐	30	2410	3.338...	78	61	17
☐	60	2420	3.643...	77	60	17
☑	90	2430	3.718...	74	57	17
☐	120	2440	3.707...	73	56	17
☐	150	2450	3.918...	72	55	17
☐	180	2460	4.102...	72	55	17
☐		2470	4.235...	72	55	17
☐		2480	4.386...	73	56	17
☐		2490	4.603...	74	57	17
☐		2500	4.767...	74	57	17

Phi=90.00deg

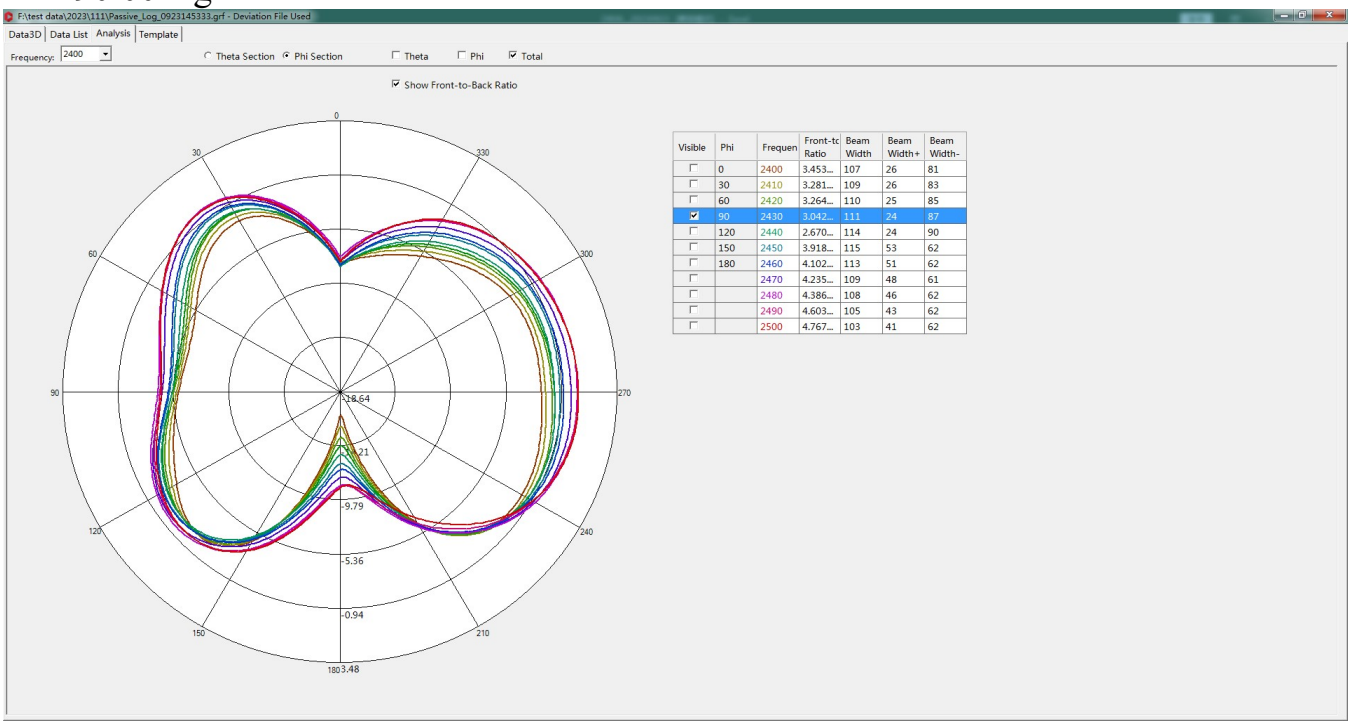

Visible	Phi	Frequen	Front-to Ratio	Beam Width	Beam Width+	Beam Width-
☐	0	2400	3.453...	107	26	81
☐	30	2410	3.281...	109	26	83
☐	60	2420	3.264...	110	25	85
☑	90	2430	3.042...	111	24	87
☐	120	2440	2.670...	114	24	90
☐	150	2450	3.918...	115	53	62
☐	180	2460	4.102...	113	51	62
☐		2470	4.235...	109	48	61
☐		2480	4.386...	108	46	62
☐		2490	4.603...	105	43	62
☐		2500	4.767...	103	41	62

Phi=0.00deg

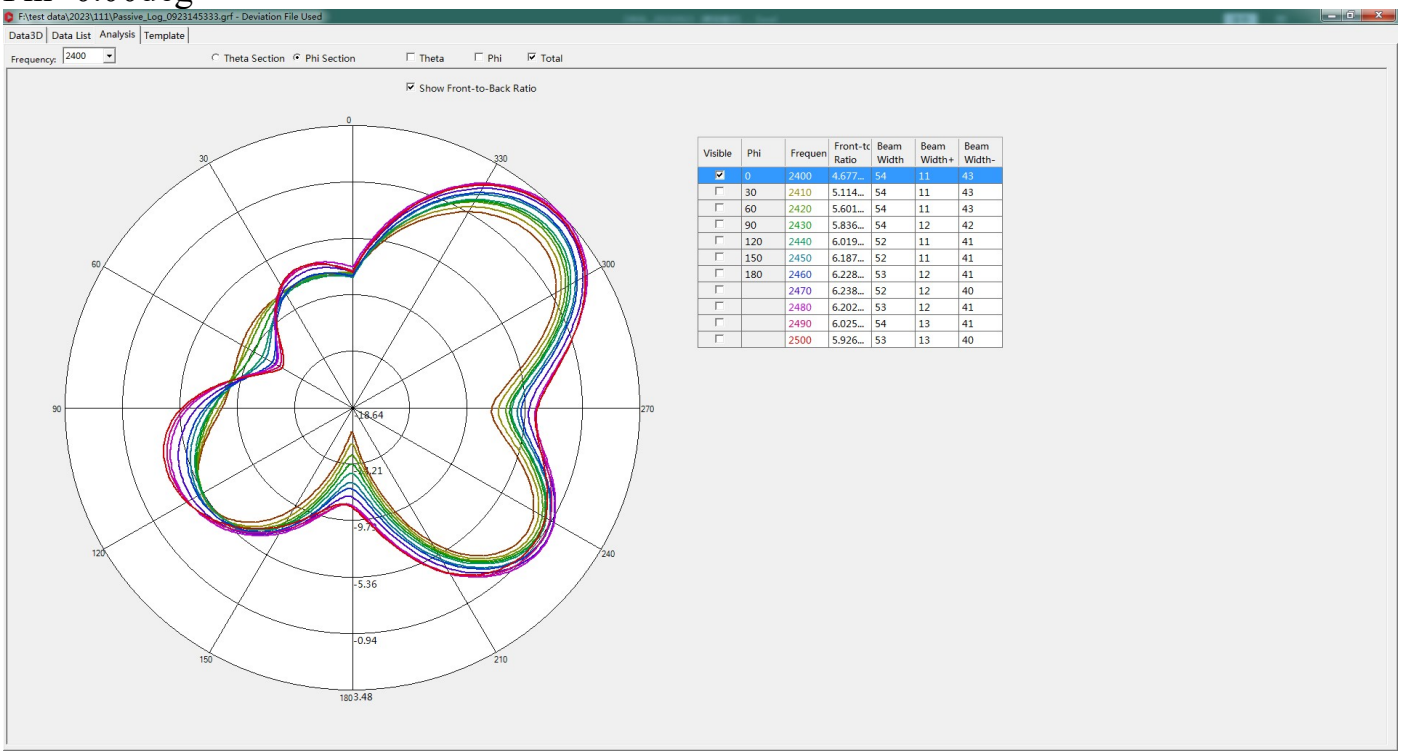

Visible	Phi	Frequen	Front-to Ratio	Beam Width	Beam Width+	Beam Width-
☑	0	2400	4.677...	54	11	43
☐	30	2410	5.114...	54	11	43
☐	60	2420	5.601...	54	11	43
☐	90	2430	5.836...	54	12	42
☐	120	2440	6.019...	52	11	41
☐	150	2450	6.187...	52	11	41
☐	180	2460	6.228...	53	12	41
☐		2470	6.238...	52	12	40
☐		2480	6.202...	53	12	41
☐		2490	6.025...	54	13	41
☐		2500	5.926...	53	13	40

二：暗室有源测试数据

II：3D Active test report of antenna

	Channel	TRP（dBm）	TIS（dBm）
BT	CH 0	3.7	-80.4
	CH 39	4.0	-86.0
	CH 78	3.3	-84.4



OTA Standard Chamber

三：匹配电路

III：Matching circuit

Element	value
E1	N/C
E2	2pF
E3	N/C

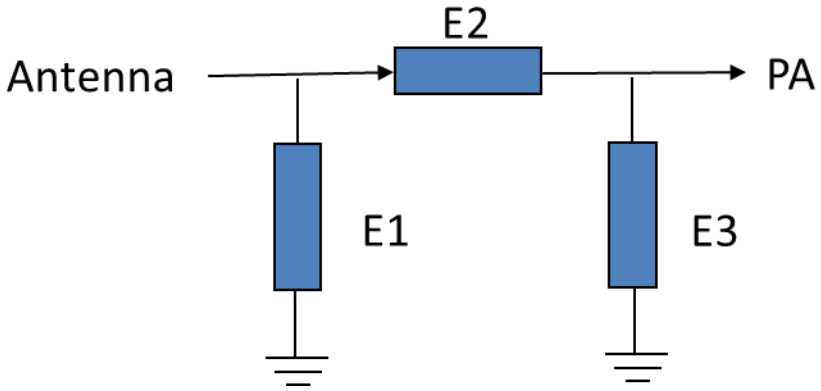

四：结构图档

IV：Structure file

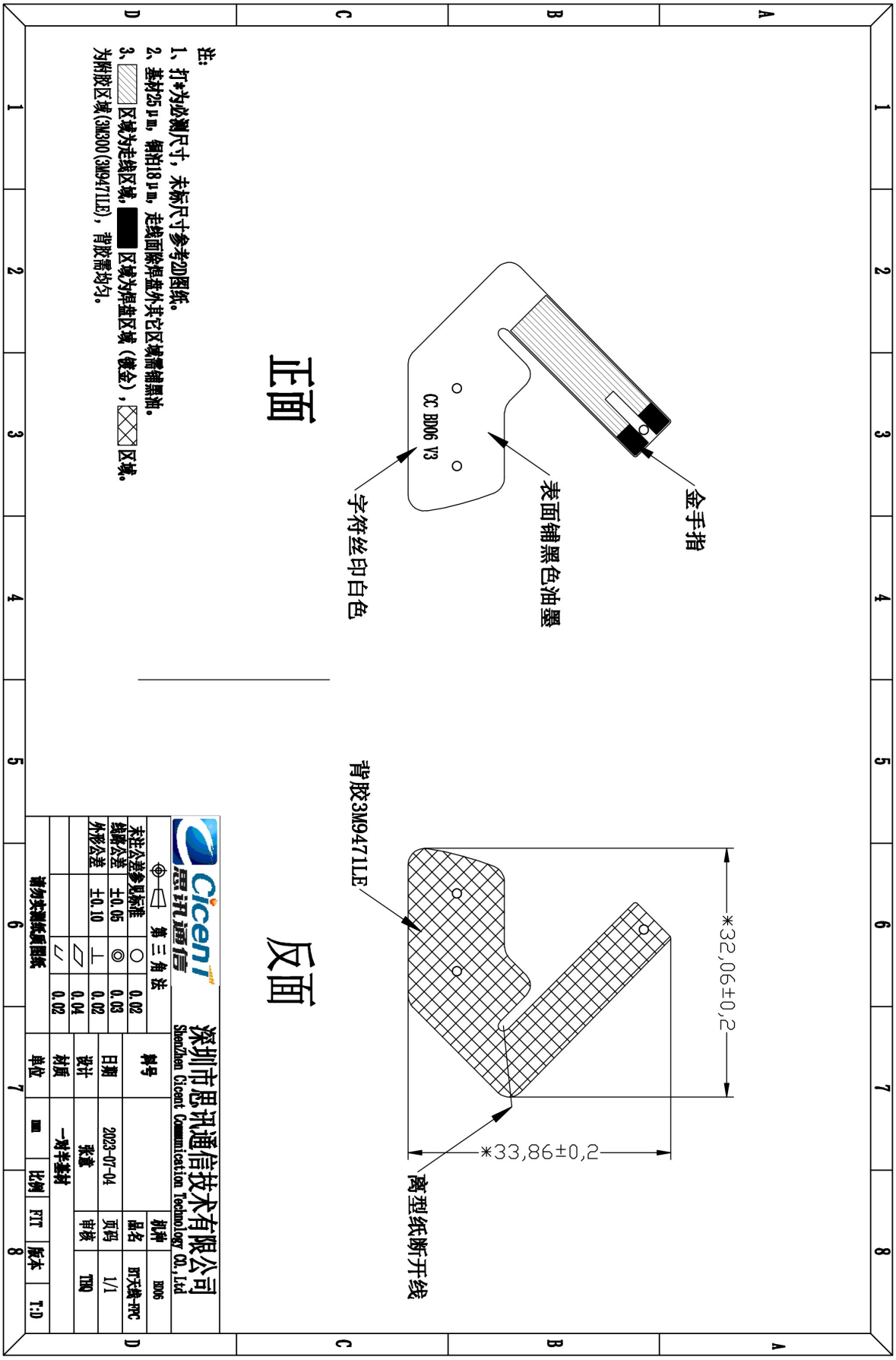

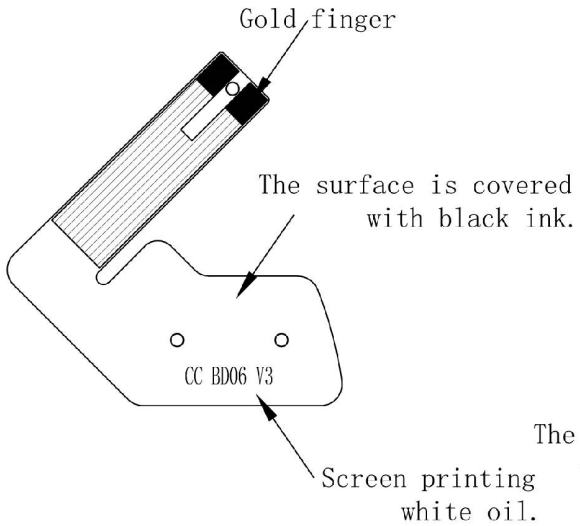

Front Side

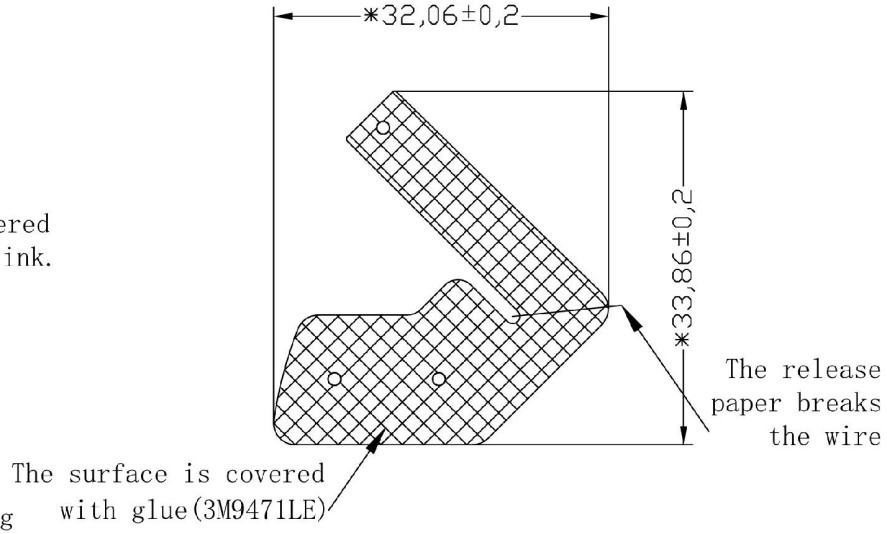

Back Side

PS:
1、Mark * for required dimensions, refer to 2D drawings for unmarked dimensions.
2、Base material 25μm, Copper mooring 18μm, line surface other than the solder pad to spread black ink.
3、 means copper area, means gold-plating area, means glue area (3M300LSE(3M9471LE)) and the reverse is covered with a uniform distribution of glue.

Cicent 思讯通信	深圳市思讯通信技术有限公司 ShenZhen Cicent Communication Technology CO.,Ltd								
the third angle projection method				Material no.		Model	BD06		
Endmole Tolerances See Standards		○	0.02			Type	BT-ANTENNA-FPC		
Line Tolerance	±0.10	◎	0.03	Date	2023-07-04	Page	1/1		
Profile Tolerance	±0.20	⊥	0.02	Design	Zhang Yi	Review	THQ		
		▱	0.04						
		⌓	0.02	Material					
Please do not measure the drawings				Unit	mm	Scale	FIT	Version	T:D