快速指南,280*100MM,成品风琴折70*100MM,157G哑粉纸 ,单黑印刷

Product Appearance Introduction

Please familiarize yourself with the interface and button functions of this product before use.

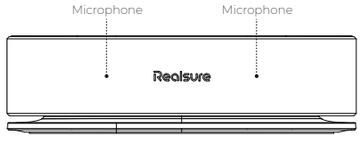

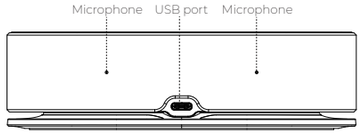

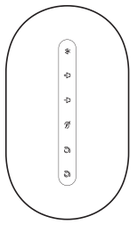

1.Long press: Turn on/off the device and hang up the phone
2.Long press: Enter the wireless pairing, at this time you can open yours mobile phone/laptop Bluetooth function, search in Bluetooth device for the name: Realsure S1, click to select and automatically enter the pairing, after the pairing is successful, the base light will be solid.
3. Short press: Support to adjust the volume increase
4. Short press: Support adjusting the volume reduction
5. Short press: Support muting and restoring in calls
6. Short press: Support answering calls

Basic instructions for use

Power on and off

To use this product, please press and hold to turn on, and long press again to turn off:
1. After booting, press and hold the device that needs to be matched for wireless connection.
2. After booting, use the wired connection through the USB data cable.

Charge

Please use the included USB cable connection adapter (5V/2A) to charge this product; The charging indicator (located on the touch panel) shows red during charging, after full charge, it shows green.

Connection method

1. Wireless connection: After booting, long press the icon key to configure the mobile phone or notebook to the connection.
2. Wired connection: connect to the computer port through the standard data cable of the product, which can directly identify the product use. Wireless connection is not supported when connected.

Scene light display

The base of the product adopts 3 lighting effects:
Blue light: flashing or solid, wireless connection in progress, or pairing successful
Green light: The computer is connected to the communication status for a long time
Red light: The silent state is on during communication

Note: If consumers use power adapters for power supply, they should purchase a power adapter that has obtained CCC certification and meets the requirements of the standard.
This product is not sold with adapters.

Notes

1. If the power adapter is used for power supply, please use the 5V/2A power adapter that has obtained CCC certification and meets the standard requirements with the data cable standard of this product for power supply.
2. Do not use or store this product in direct sunlight or high temperature for a long time.
3. Please keep this product away from water or other liquids, keep the product dry.
4. If you want to clean this product, please disconnect the power first.
5. Please keep this product away from high temperature, low temperature, humidity, dust and other harsh environment, so as not to cause internal circuit failure of the equipment, the best working temperature range is 0~35°C.
6. This product built-in lithium battery, shall not be exposed to overheating environment.
7. Please do not place heavy objects on this product, and do not press the touch panel with too much force.
8. Please do not disassemble this product without authorization, with the wrong type of battery replacement will have explosion risk, All maintenance services please contact professional maintenance personnel.

Specification parameters

Product name: Portable audio system
Model: Realsure S1
Product size: 148mmX86mmX41.6mm
Horn power: 4Ω3W(Max 5W)
Wireless distance: <10m
Product material: ABS+ hardware
Power input: 5V⎓2A
Power charging port: Type-C port

Product packing list

1. Realsure S1 x1
2. USB Type-C cable x1
3. Product instruction manual x1
4. Warranty card x1

Hazardous Substance Declaration

Component	Toxic and harmful substances or elements					
	Pb	Hg	Cd	Cr（VI）	PBB	PBDE
Circuit board assembly	X	○	○	○	○	○
Metal component	X	○	○	○	○	○
Plastic component	○	○	○	○	○	○
Wire & Cable	X	○	○	○	○	○
Label	○	○	○	○	○	○

○：It means that the content of the toxic and harmful substance in all homogeneous materials of the component is within the limit requirements specified in GB / T 26572
X：It indicates that the content of the toxic and harmful substance at least in the homogeneous material of the component exceeds the GB / T 26572 standard

Note:
1. All components marked "X" in the table cannot be replaced by harmful substances due to the limitation of global technological development level;
2. Circuit board components: including printed circuit board and its components, electronic components, solder joints, etc
3. Depending on the product model, the product you purchase may not contain all of the above parts.

The environmental protection service life of this product is 10 years. The logo is as shown in the left picture, and some replaceable parts will have a different environmental protection service life posted on its body. This environmental protection service life is only applicable to the product in normal use state.

EU regulatory conformance：

RF exposure information: The EIRP power of the device at maximal case is below the exempt condition, 20mW specified in EN62479: 2010. RF exposure assessment has been performed to prove that this unit will not generate the harmful EM emission above the reference level as specified in EC Council Recommendation(1999/519/EC).

Hereby,Shenzhen Yitoa Digital Technology Co., LTD. declares that the radio equipment type Realsure S1 is in compliance with Directive 2014/53/EU. The full text of the EU declaration of conformity is available at the following internet address: www.Realsure.com.cn

Manufacturer information
Company name:Shenzhen Yitoa Digital Technology Co., LTD.
Address：No. 401, Factory Building 1, Jiancangkeji R&D Factory Zone, Tantou Community, Songgang Street, Bao'an District, Shenzhen

Operation temperature: -5~40℃
Operation frequency(Max power)
Bluetooth: 2400MHZ-2483.5MHZ（-2.1dBm）

Product warranty instructions

Realsure S1 Product after-sales service strictly according to the law of the law of the People's Republic of China product quality law of the People's Republic of China after 3 packets of service, service is as follows:

Warranty Policy

1.Within 7 days from the date of the purchase, this product such as the Product Performance Fault Table in the performance fault problems, through after the after-sales service center detection, can enjoy free return or replacement service.
2.Within 15 days from the date of purchase, if the product performance failure occurs in the Product Performance Fault Table, you can enjoy the maintenance service for free of charge after the after-sale service center. Within one year from the date of purchase, the product has the performance failure problem in the Product Performance Fault Table, and can enjoy the paid maintenance service after being tested and determined by the after-sales service Center.

Product performance failure table

Name	Performance failure
Realsure S1	No response when touching the function button
	Unable to connect to the device during the wireless connection
	The equipment indicator light is not on
	No reaction when charging
	Unable to connect the device during the wired connection
	Shell crack damage due to structural or material factors

Non-warranty regulations

1: The product has exceeded the validity period of the three guarantees.
2.It does not conform to the performance faults listed in the Product Performance Fault Table.
3.The performance failure listed in the Product Performance Failure table occurs due to human reasons.
4. Unauthorized maintenance, misuse, collision, negligence, abuse, fluid injection, and accident, changes, product failure and damage caused by incorrect use of accessories not used in this product.

FCC regulatory conformance：

This device complies with Part 15 of the FCC Rules. Operation is subject to the following two conditions:
(1) This device may not cause harmful interference.
(2) This device must accept any interference received, including interference that may cause undesired operation.

NOTE: This equipment has been tested and found to comply with the limits for a Class B digital device, pursuant to part 15 of the FCC Rules. These limits are designed to provide reasonable protection against harmful interference in a residential installation.
This equipment generates uses and can radiate radio frequency energy and, if not installed and used in accordance with the instructions, may cause harmful interference to radio communications. However, there is no guarantee that interference will not occur in a particular installation. If this equipment does cause harmful interference to radio or television reception, which can be determined by turning the equipment off and on, the user is encouraged to try to correct the interference by one or more of the following measures:
- Reorient or relocate the receiving antenna.
- Increase the separation between the equipment and receiver.
-Connect the equipment into an outlet on a circuit different from that to which the receiver is connected.
-Consult the dealer or an experienced radio/TV technician for help

NOTE: The manufacturer is not responsible for any radio or TV interference caused by unauthorized modifications to this equipment. Such modifications could void the user's authority to operate the equipment.

RF Exposure

This equipment complies with FCC radiation exposure limits set forth for an uncontrolled environment.

Realsure

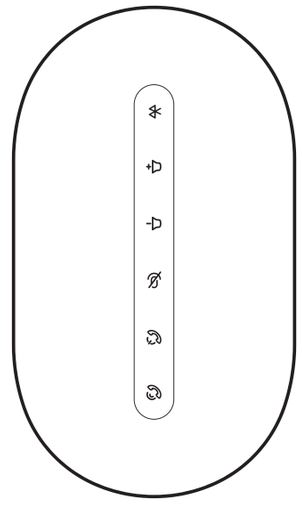

Portable audio system
Product instruction manual