Antenna Specifications

Product Image

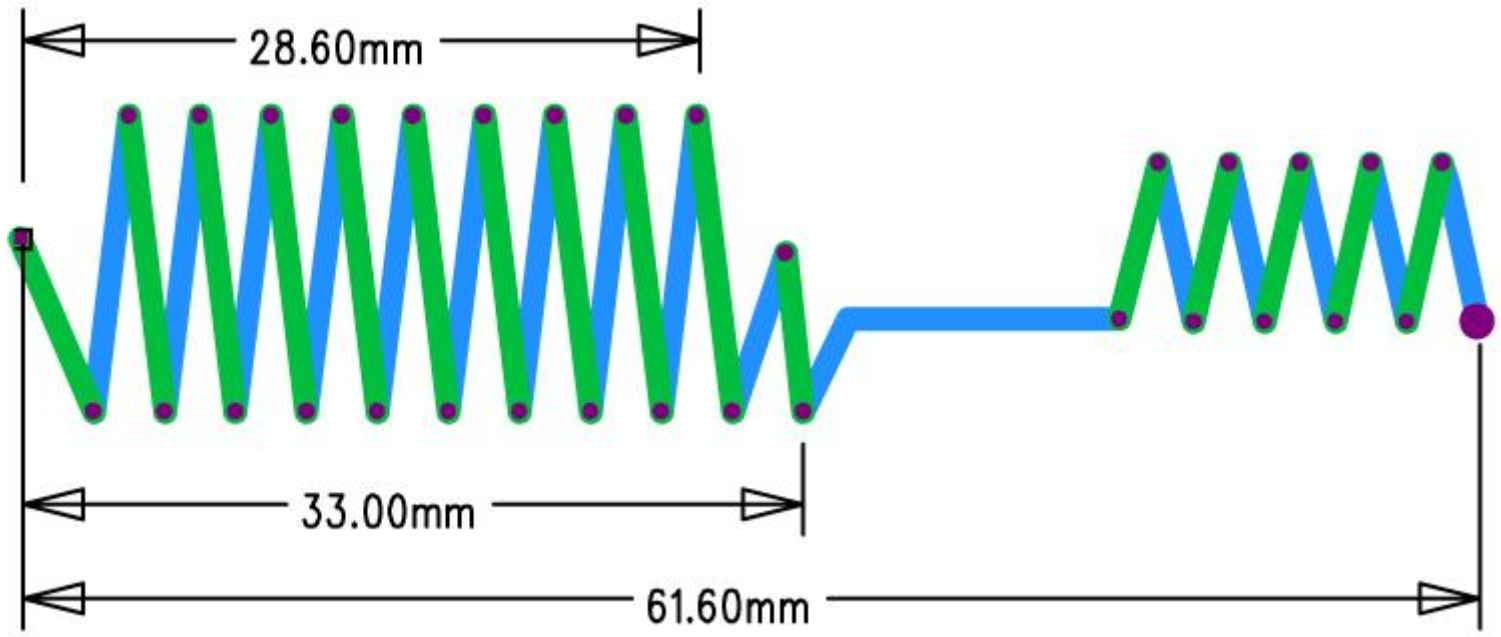

Performance Parameters

Electrical parameters	
frequency range	534-598MHZ
output impedence	50 欧
SWR	≤1.5
Gain	2.5ｄＢｉ
Polarization mode	vertical
radiation direction	all-around
Connector model	N/A
Mechanical parameters	
cabinet minister	61.6MM
coax	ＲＧ３１６
Manufacture	Enping Fanti Electronics Co., Ltd.

Frequency	575MHz
Horizontal+Vertical	
Ant. Port Inp. Pow. (dBi)	0
Rad. Pow. (dBi)	-3.68
Rad. Pow. 0-90 (dBi)	-12.61
Rad. Pow. 90-180 (dBi)	-4.91
Peak EIRP (dBi)	1.28
Directivity (dBi)	4.96
Efficiency (dB)	-3.68
Efficiency (%)	42.85
Gain (dBi)	2.50
NHPRP +/-30 (dBi)	-9.82
NHPRP +/-45 (dBi)	-7.39
Maximum H+V Value (dBi)	1.28
Maximum H+V @ Theta (deg.)	150
Maximum H+V @ Phi (deg.)	210

Minimum H+V Value (dBi)	-18.85
Minimum H+V @ Theta (deg.)	0
Minimum H+V @ Phi (deg.)	60

Horizontal

Ant. Port Inp. Pow. (dBi)	0
H Rad. Pow. (dBi)	-3.96
H Rad. Pow. 0-90 (dBi)	-13.3
H Rad. Pow. 90-180 (dBi)	-5.1
H Peak EIRP (dBi)	3.00
H Directivity (dBi)	5.2
H Efficiency (dB)	-3.96
H Efficiency (%)	40.18
H Gain (dBi)	2.50
H NHPRP +/-30 (dBi)	-10.25
H NHPRP +/-45 (dBi)	-7.77
Maximum H Value (dBi)	3.00
Maximum H @ Theta (deg.)	150
Maximum H @ Phi (deg.)	210
Minimum H Value (dBi)	-22.97
Minimum H @ Theta (deg.)	180
Minimum H @ Phi (deg.)	300

Vertical

Ant. Port Inp. Pow. (dBi)	0
V Rad. Pow. (dBi)	-15.63
V Rad. Pow. 0-90 (dBi)	-20.94
V Rad. Pow. 90-180 (dBi)	-18.65
V Peak EIRP (dBi)	-9.1
V Directivity (dBi)	6.53
V Efficiency (dB)	-15.63
V Efficiency (%)	2.74
V Gain (dBi)	-9.1
V NHPRP +/-30 (dBi)	-20.16
V NHPRP +/-45 (dBi)	-18.07
Maximum V Value (dBi)	-9.1
Maximum V @ Theta (deg.)	120
Maximum V @ Phi (deg.)	120
Minimum V Value (dBi)	-27.15
Minimum V @ Theta (deg.)	0
Minimum V @ Phi (deg.)	

Total-3D-H-575MHZ

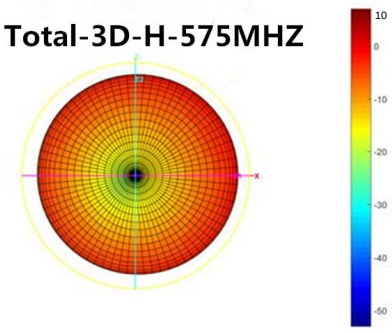

Total-Polar-H-575MHZ

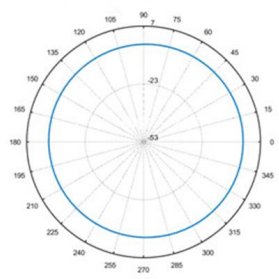

Total-3D-E1-575MHZ

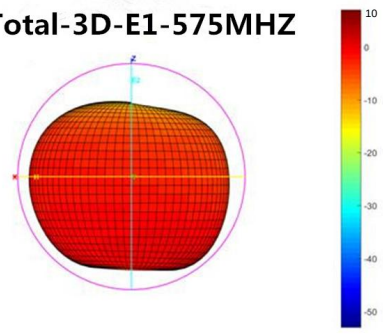

Total-Polar-E1-575MHZ

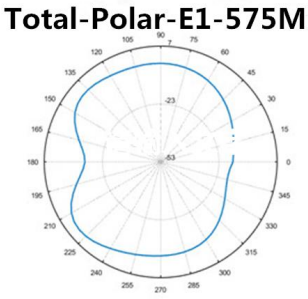

Total-3D-E2-575MHZ

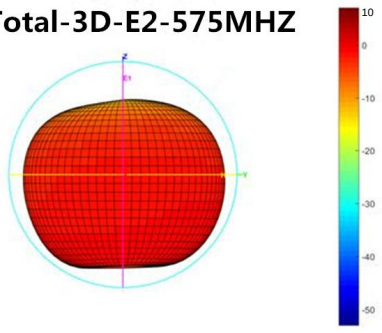
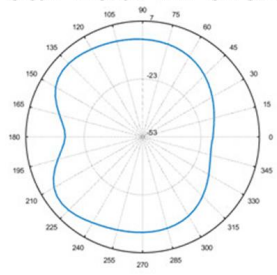
Total-Polar-E2-575MHZ