AppendixA: 20dB Emission Bandwidth

Test Result

Test Mode	Antenna	Frequency[MHz]	20db EBW[MHz]	FL[MHz]	FH[MHz]	Limit[MHz]	Verdict
DH5	Ant1	2402	0.960	2401.601	2402.561	---	---
DH5	Ant1	2441	0.930	2440.613	2441.543	---	---
DH5	Ant1	2480	0.951	2479.613	2480.564	---	---
2DH5	Ant1	2402	1.338	2401.409	2402.747	---	---
2DH5	Ant1	2441	1.353	2440.403	2441.756	---	---
2DH5	Ant1	2480	1.302	2479.445	2480.747	---	---
3DH5	Ant1	2402	1.302	2401.430	2402.732	---	---
3DH5	Ant1	2441	1.278	2440.433	2441.711	---	---
3DH5	Ant1	2480	1.341	2479.406	2480.747	---	---

Test Graphs

DH5-Ant1-2402

DH5-Ant1-2441

DH5-Ant1-2480

2DH5-Ant1-2402

2DH5-Ant1-2441

2DH5-Ant1-2480

3DH5-Ant1-2402

3DH5-Ant1-2441

3DH5-Ant1-2480

/

/

AppendixB: Occupied Channel Bandwidth

Test Result

Test Mode	Antenna	Frequency[MHz]	OCB [MHz]	FL[MHz]	FH[MHz]	Limit[MHz]	Verdict
DH5	Ant1	2402	0.85596	2401.6426	2402.4986	---	---
DH5	Ant1	2441	0.84854	2440.6507	2441.4992	---	---
DH5	Ant1	2480	0.83938	2479.6491	2480.4885	---	---
2DH5	Ant1	2402	1.1969	2401.4786	2402.6755	---	---
2DH5	Ant1	2441	1.1887	2440.4837	2441.6724	---	---
2DH5	Ant1	2480	1.1919	2479.4852	2480.6771	---	---
3DH5	Ant1	2402	1.1860	2401.4836	2402.6696	---	---
3DH5	Ant1	2441	1.1781	2440.4925	2441.6706	---	---
3DH5	Ant1	2480	1.1788	2479.4910	2480.6698	---	---

Test Graphs

DH5-Ant1-2402

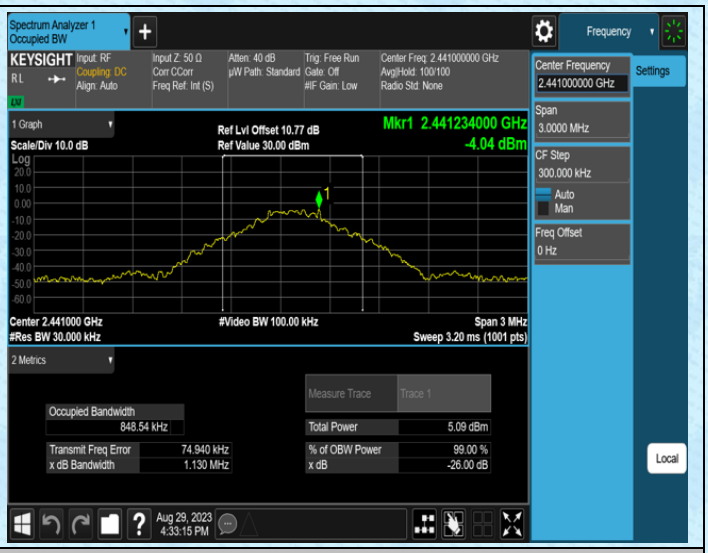

DH5-Ant1-2441

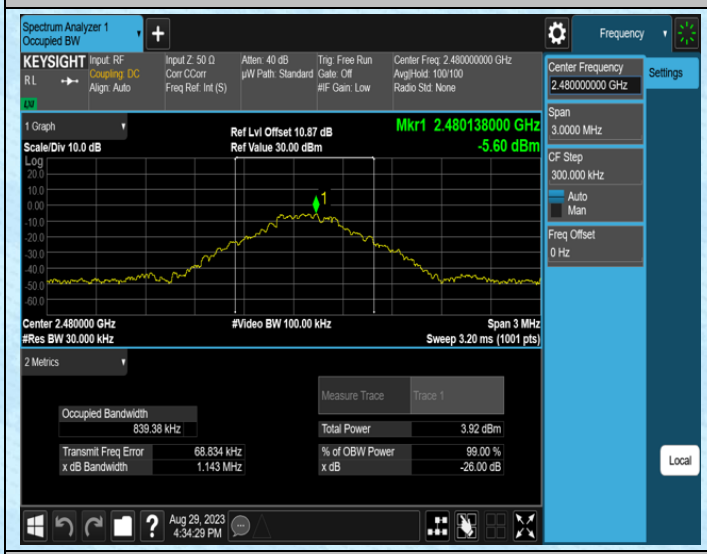

DH5-Ant1-2480

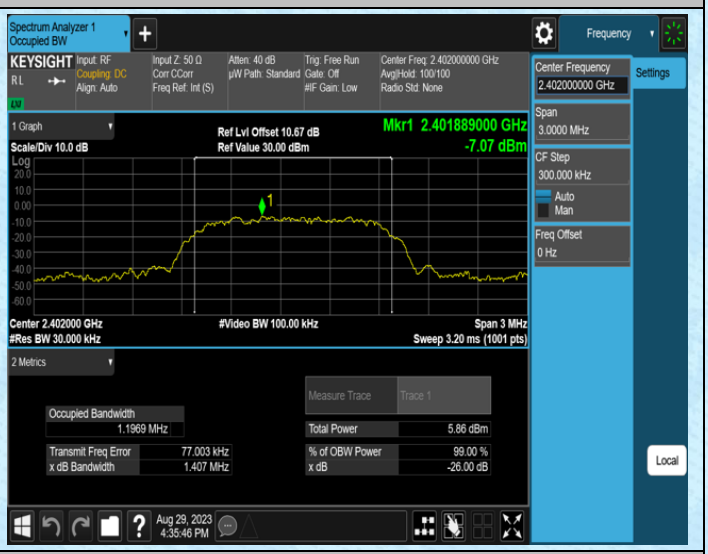

2DH5-Ant1-2402

2DH5-Ant1-2441

2DH5-Ant1-2480

3DH5-Ant1-2402

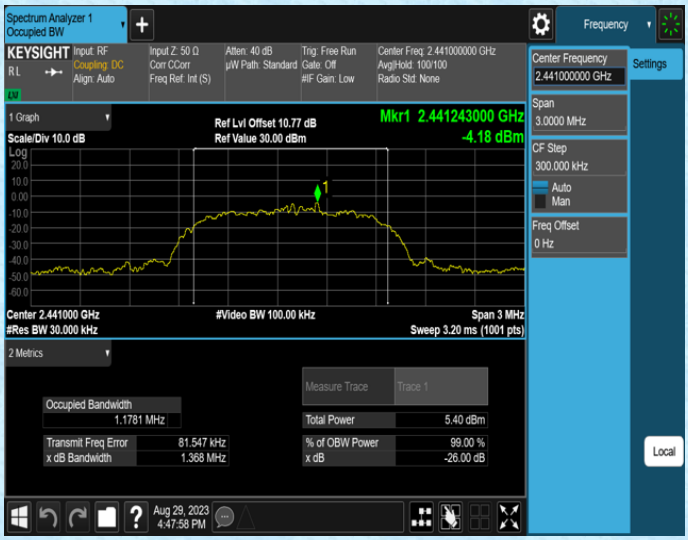

3DH5-Ant1-2441

3DH5-Ant1-2480

/

/

AppendixC: Maximum conducted output power

Test Result Peak

Test Mode	Antenna	Frequency[MHz]	Conducted Peak Powert[dBm]	Conducted Limit[dBm]	Verdict
DH5	Ant1	2402	0.11	≤30	PASS
DH5	Ant1	2441	-0.89	≤30	PASS
DH5	Ant1	2480	-2.17	≤30	PASS
2DH5	Ant1	2402	2.4	≤20.97	PASS
2DH5	Ant1	2441	1.29	≤20.97	PASS
2DH5	Ant1	2480	-0.11	≤20.97	PASS
3DH5	Ant1	2402	2.94	≤20.97	PASS
3DH5	Ant1	2441	1.82	≤20.97	PASS
3DH5	Ant1	2480	0.4	≤20.97	PASS

Test Graphs

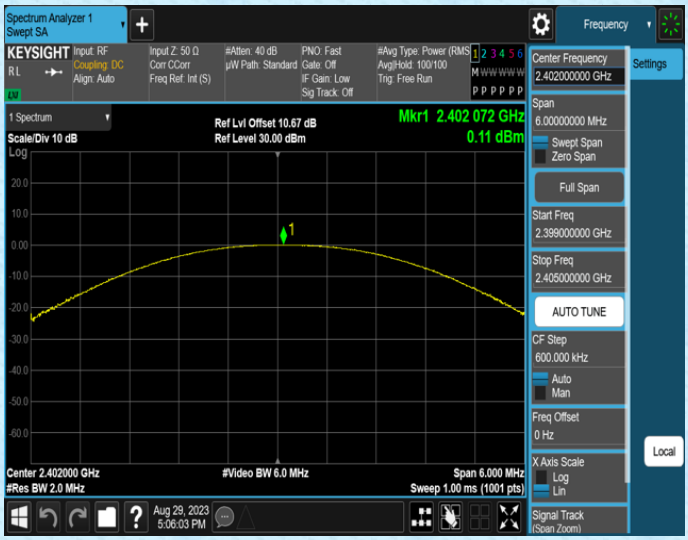

DH5-Ant1-2402

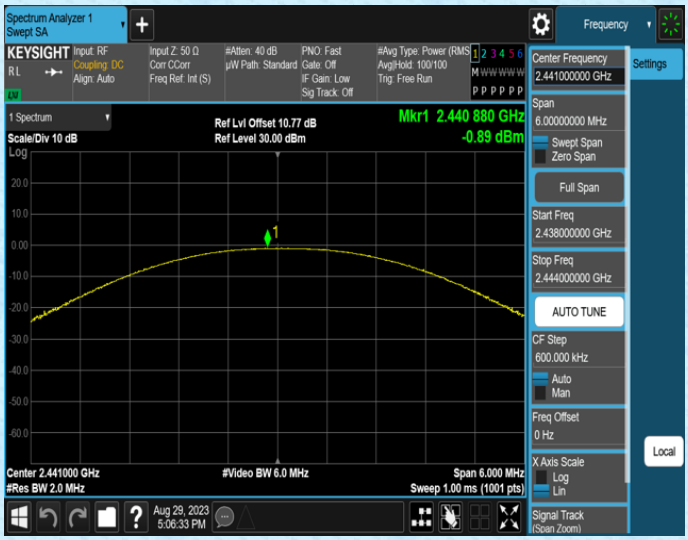

DH5-Ant1-2441

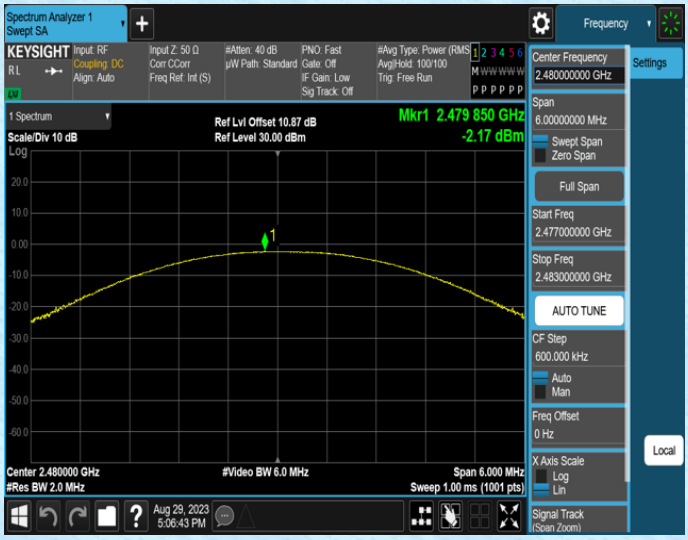

DH5-Ant1-2480

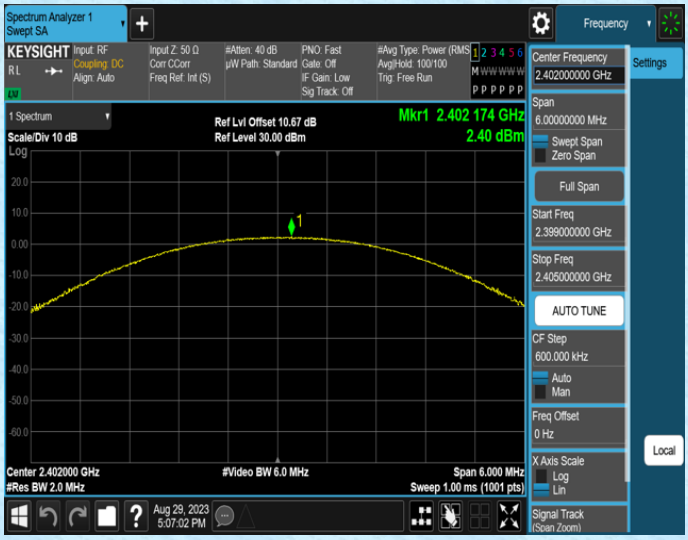

2DH5-Ant1-2402

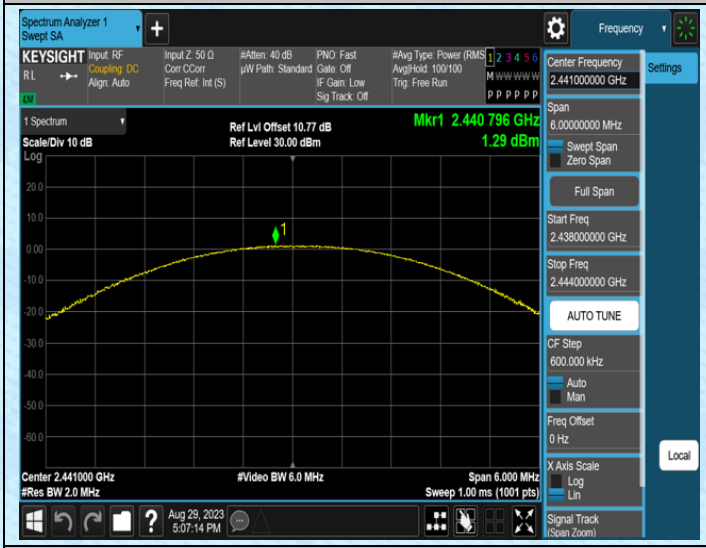

2DH5-Ant1-2441

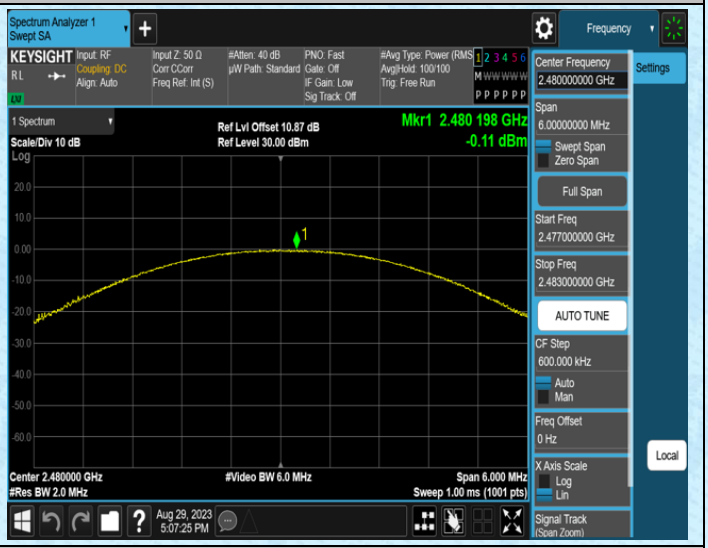

2DH5-Ant1-2480

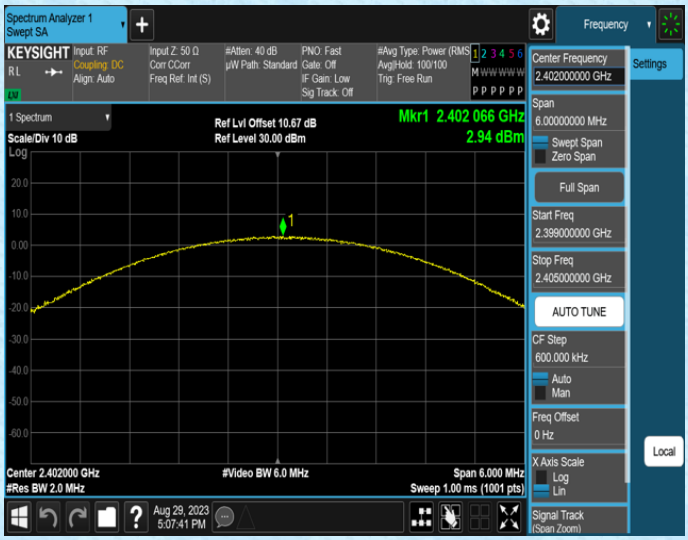

3DH5-Ant1-2402

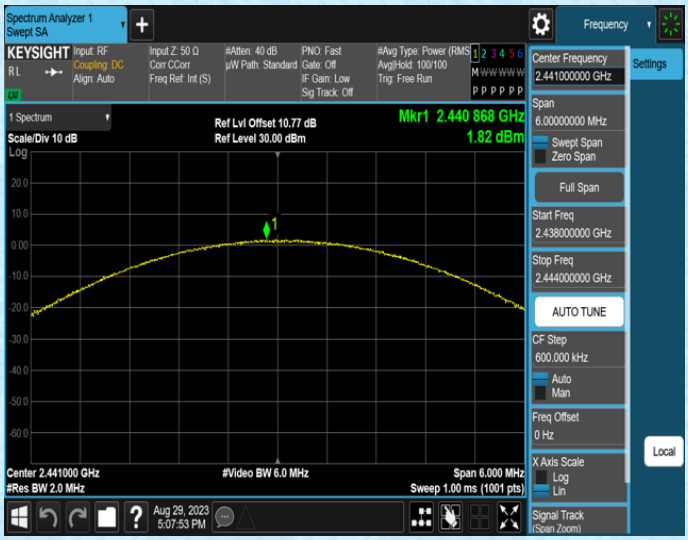

3DH5-Ant1-2441

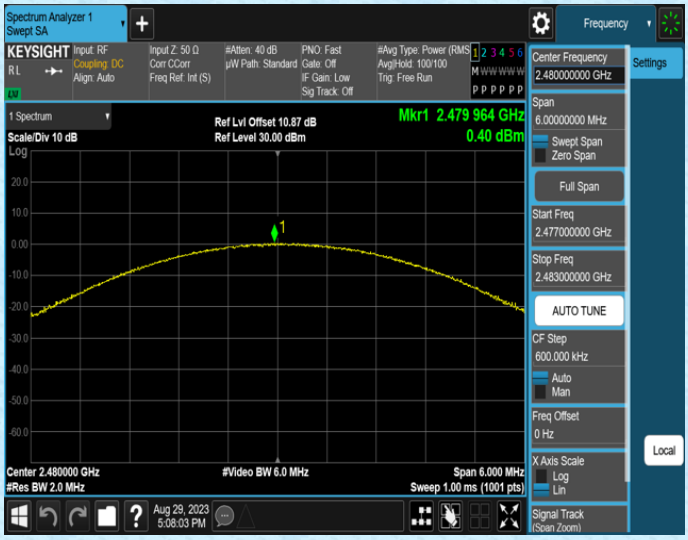

3DH5-Ant1-2480

/

/

AppendixD: Carrier frequency separation

Test Result

Test Mode	Antenna	Frequency[MHz]	Result[MHz]	Limit[MHz]	Verdict
DH5	Ant1	Hop	1.01	≥0.960	PASS
2DH5	Ant1	Hop	1.012	≥0.902	PASS
3DH5	Ant1	Hop	1.202	≥0.894	PASS

Test Graphs

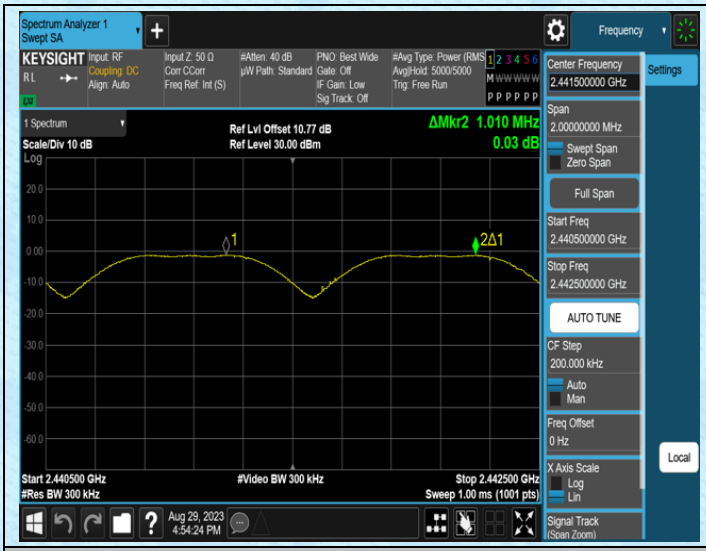

DH5-Ant1-Hop

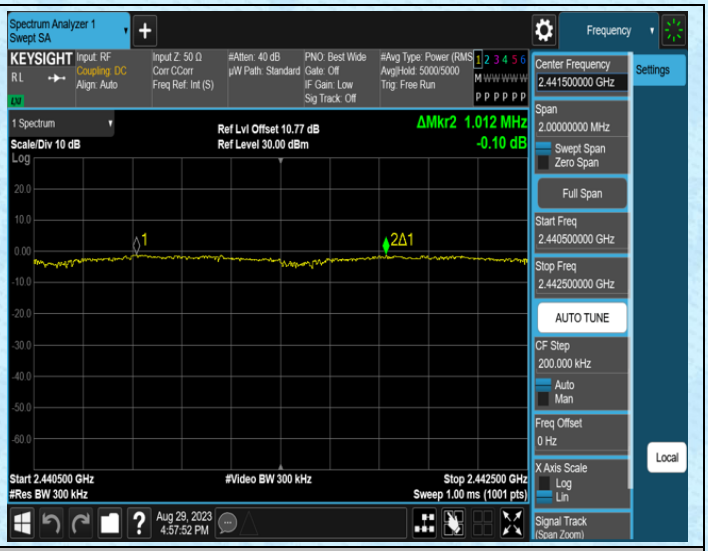

2DH5-Ant1-Hop

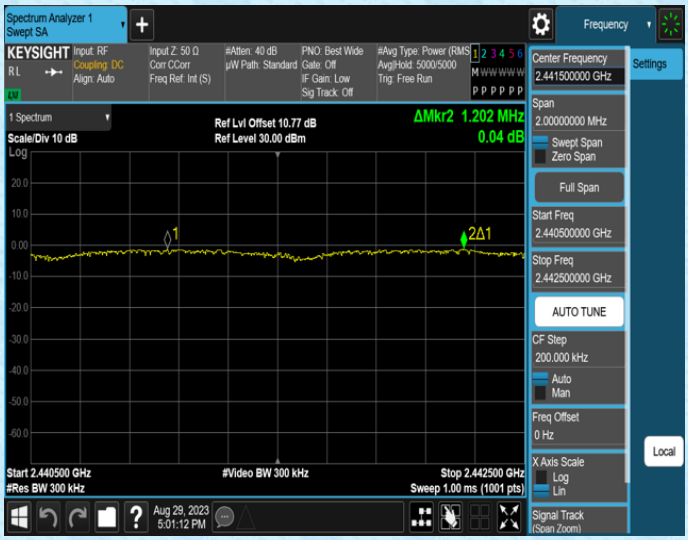

3DH5-Ant1-Hop

/

/

AppendixE: Time of occupancy

Test Result

Test Mode	Antenna	Frequency[MHz]	BurstWidth [ms]	TotalHops [Num]	Result[s]	Limit[s]	Verdict
DH5	Ant1	Hop	2.898	106.67	0.309	≤0.4	PASS
DH1	Ant1	Hop	0.395	320	0.126	≤0.4	PASS
DH3	Ant1	Hop	1.650	160	0.264	≤0.4	PASS
2DH5	Ant1	Hop	2.904	106.67	0.31	≤0.4	PASS
2DH1	Ant1	Hop	0.404	320	0.129	≤0.4	PASS
2DH3	Ant1	Hop	1.656	160	0.265	≤0.4	PASS
3DH5	Ant1	Hop	2.907	106.67	0.31	≤0.4	PASS
3DH1	Ant1	Hop	0.405	320	0.13	≤0.4	PASS
3DH3	Ant1	Hop	1.656	160	0.265	≤0.4	PASS

Note:

DH5/2DH5/3DH5:TotalHops=1600/79/6*0.4*79

DH5/2DH5/3DH5: Time of occupancy=TotalHops* (BurstWidth) /1000

DH3/2DH3/3DH3:TotalHops=1600/79/4*0.4*79

DH3/2DH3/3DH3: Time of occupancy=TotalHops* (BurstWidth) /1000

DH1/2DH1/3DH1:TotalHops=1600/79/2*0.4*79

DH1/2DH1/3DH1: Time of occupancy=TotalHops* (BurstWidth) /1000

Test Graphs

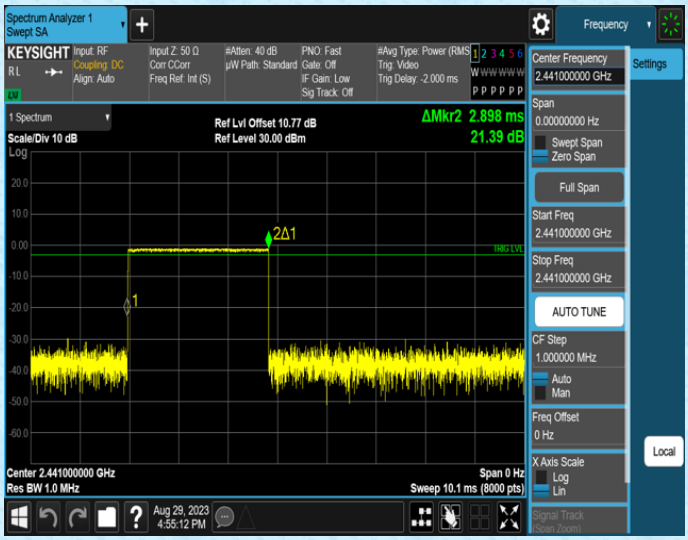

DH5-Ant1-Hop

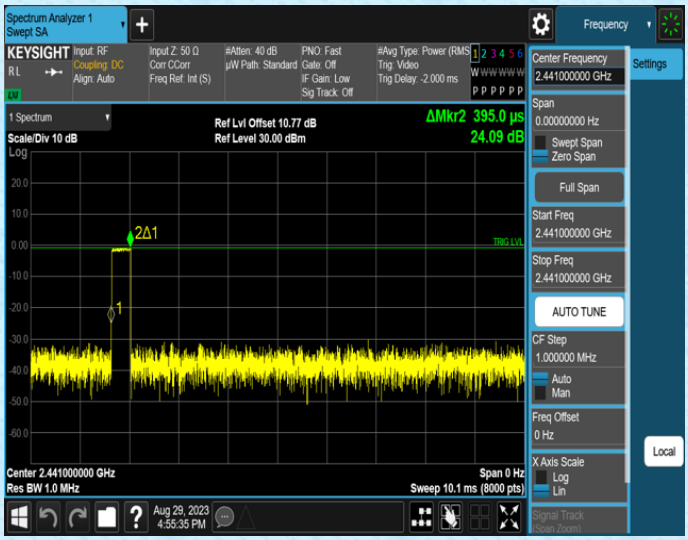

DH1-Ant1-Hop

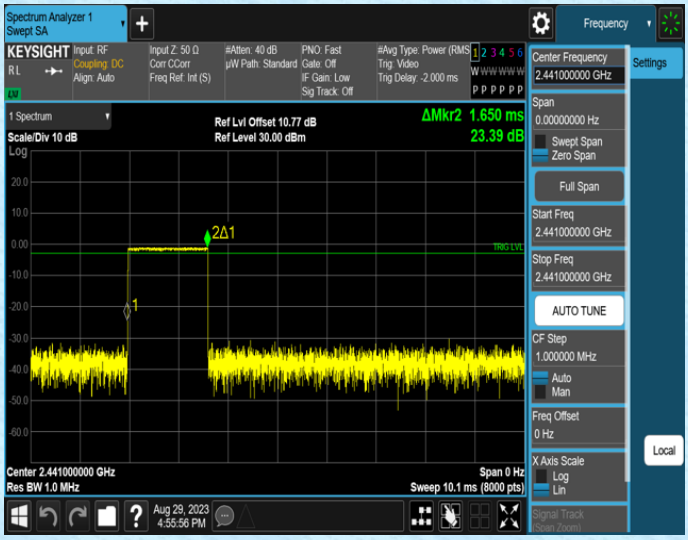

DH3-Ant1-Hop

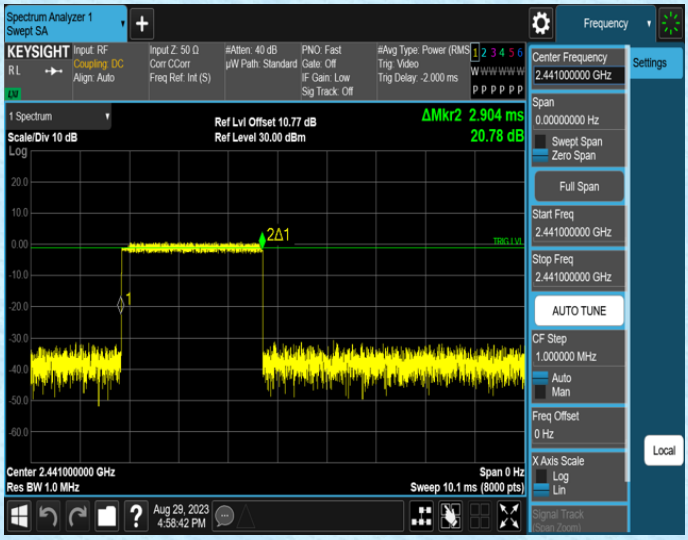

2DH5-Ant1-Hop

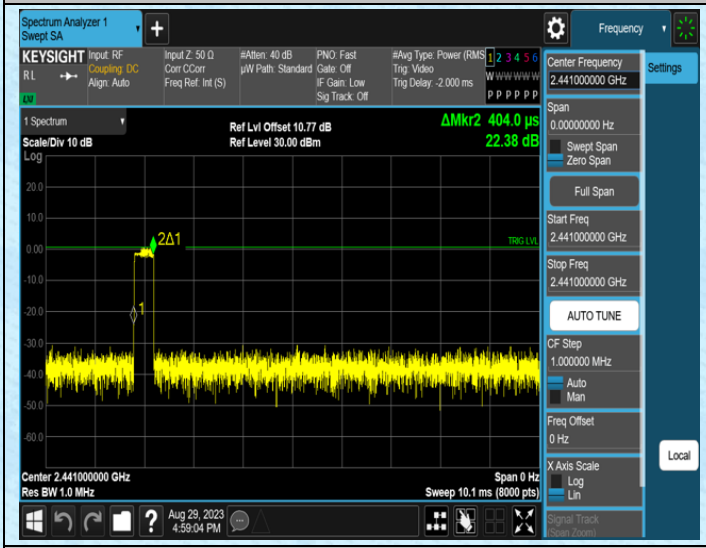

2DH1-Ant1-Hop

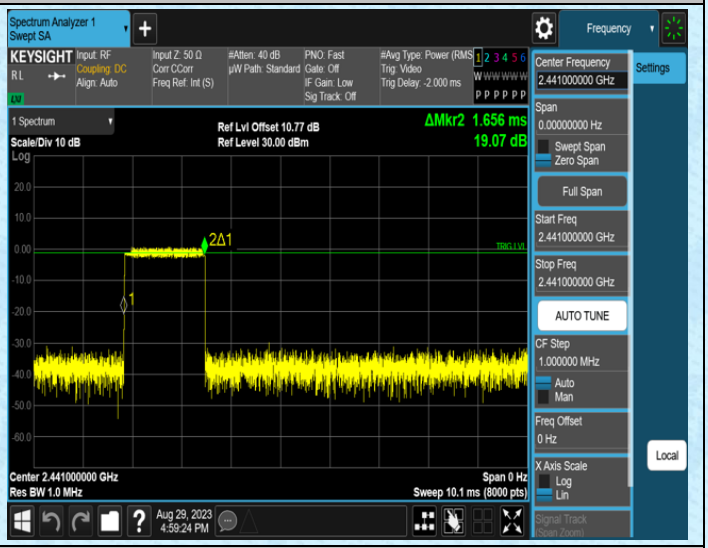

2DH3-Ant1-Hop

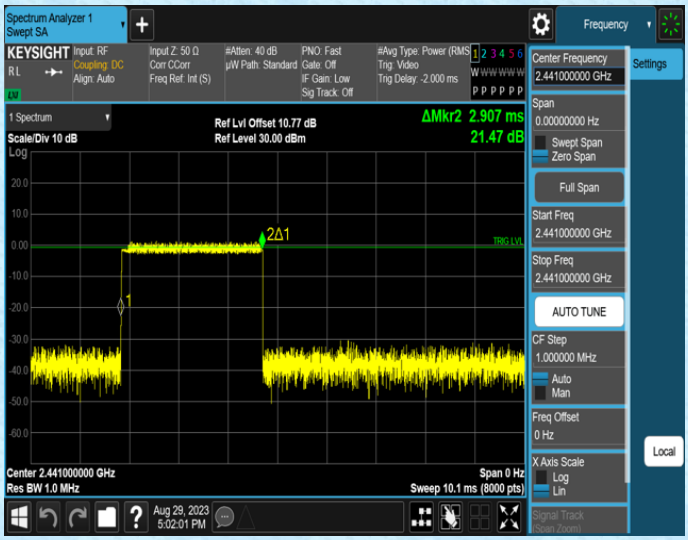

3DH5-Ant1-Hop

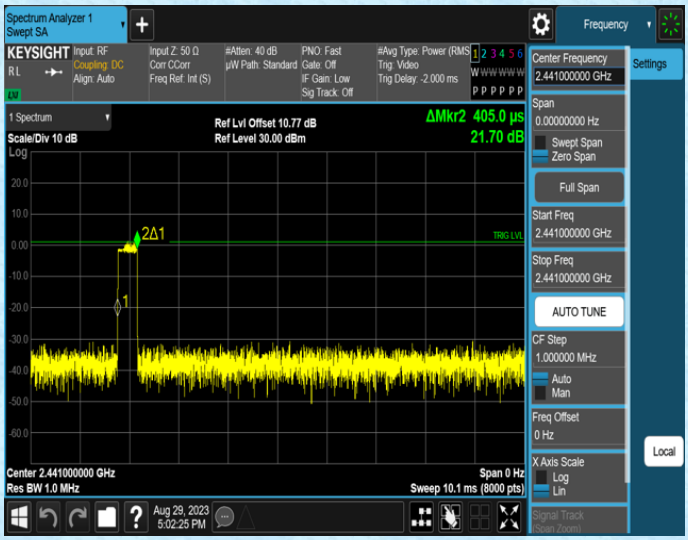

3DH1-Ant1-Hop

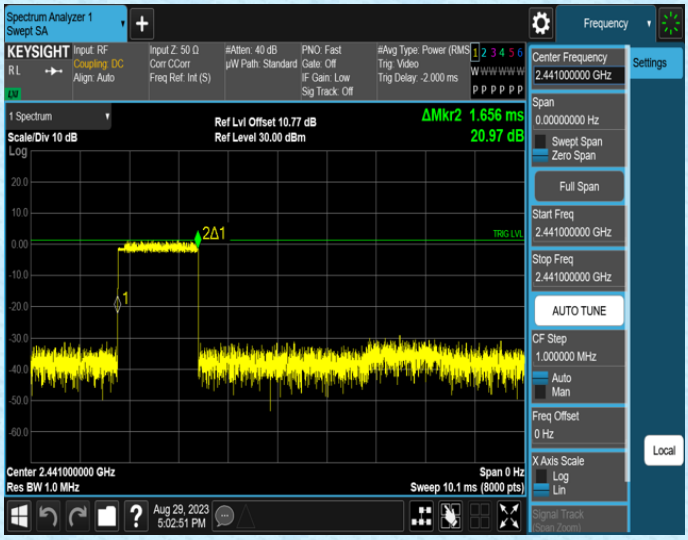

3DH3-Ant1-Hop

/

/