8.8 BAND EDGE(HOPPING)

Condition	Mode	Frequency (MHz)	Antenna	Hopping Mode	Max Value (dBc)	Limit (dBc)	Verdict
NVNT	1-DH5	2402	Ant1	Hopping	-55.66	-20	Pass
NVNT	1-DH5	2480	Ant1	Hopping	-57.71	-20	Pass
NVNT	2-DH5	2402	Ant1	Hopping	-53.18	-20	Pass
NVNT	2-DH5	2480	Ant1	Hopping	-55.14	-20	Pass
NVNT	3-DH5	2402	Ant1	Hopping	-52.97	-20	Pass
NVNT	3-DH5	2480	Ant1	Hopping	-51.22	-20	Pass

Test Graphs

Band Edge(Hopping) NVNT 1-DH5 2402MHz Ant1 Hopping Ref

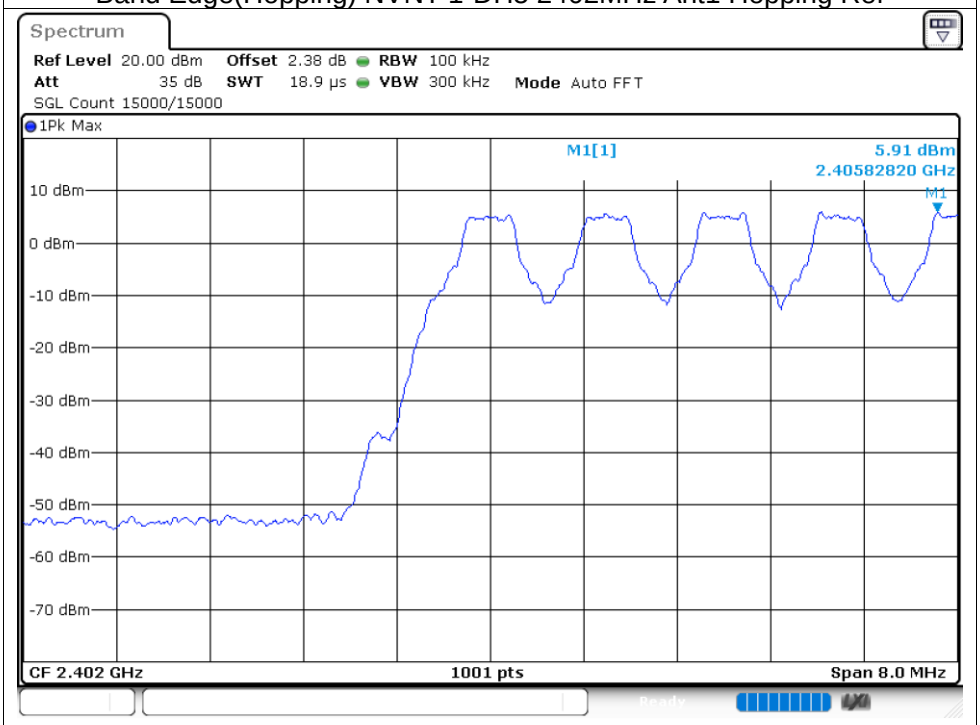

Band Edge(Hopping) NVNT 1-DH5 2402MHz Ant1 Hopping Emission

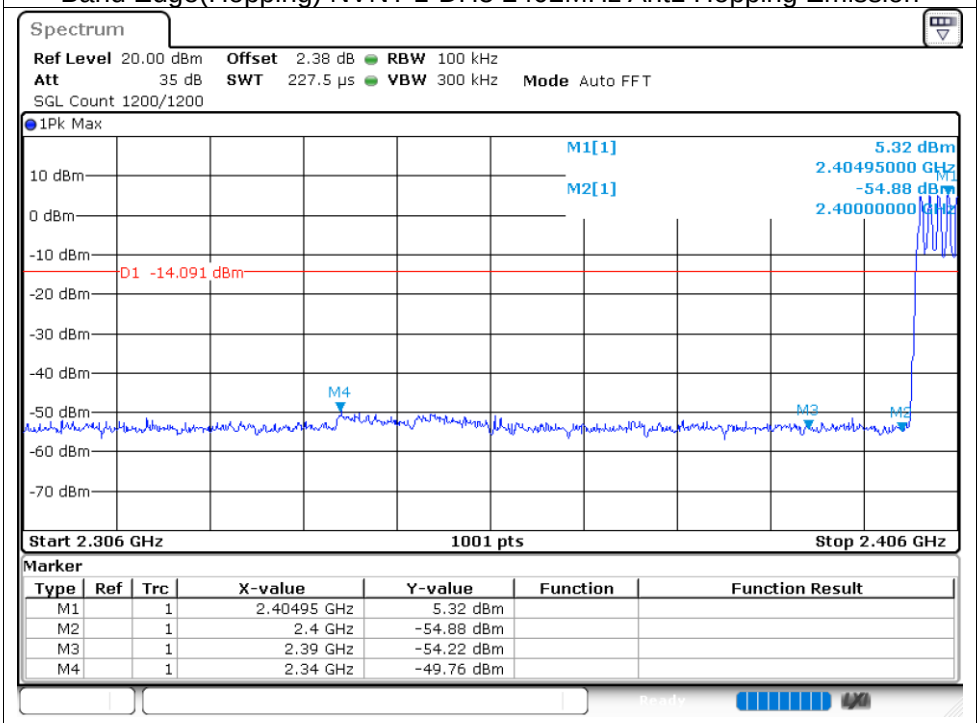

Marker

Type	Ref	Trc	X-value	Y-value	Function	Function Result
M1		1	2.40495 GHz	5.32 dBm		
M2		1	2.4 GHz	-54.88 dBm		
M3		1	2.39 GHz	-54.22 dBm		
M4		1	2.34 GHz	-49.76 dBm		

Band Edge(Hopping) NVNT 1-DH5 2480MHz Ant1 Hopping Ref

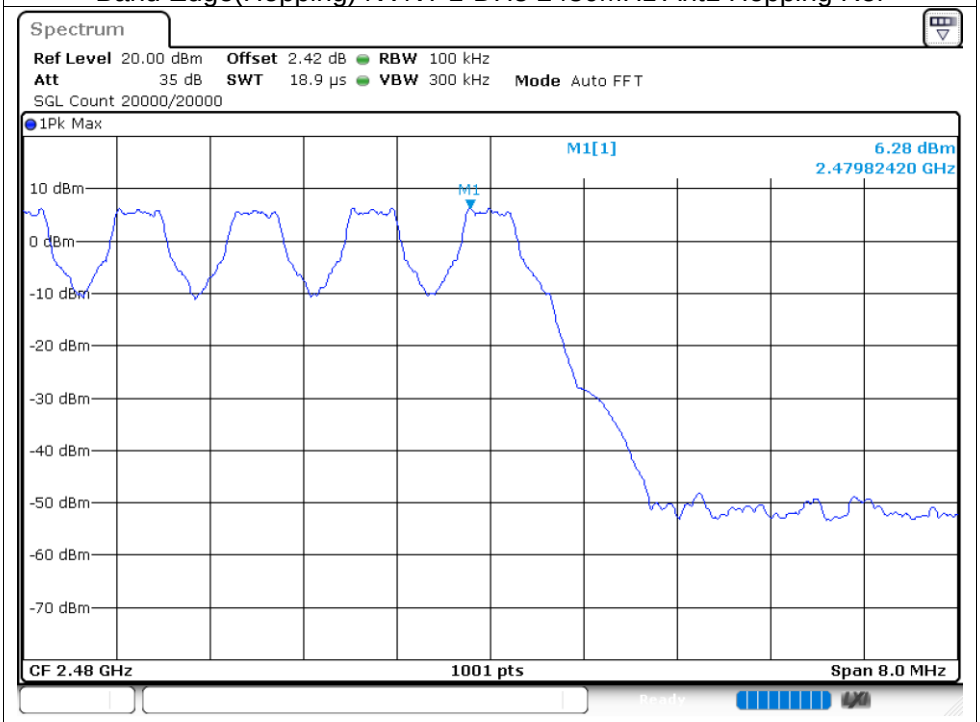

Band Edge(Hopping) NVNT 1-DH5 2480MHz Ant1 Hopping Emission

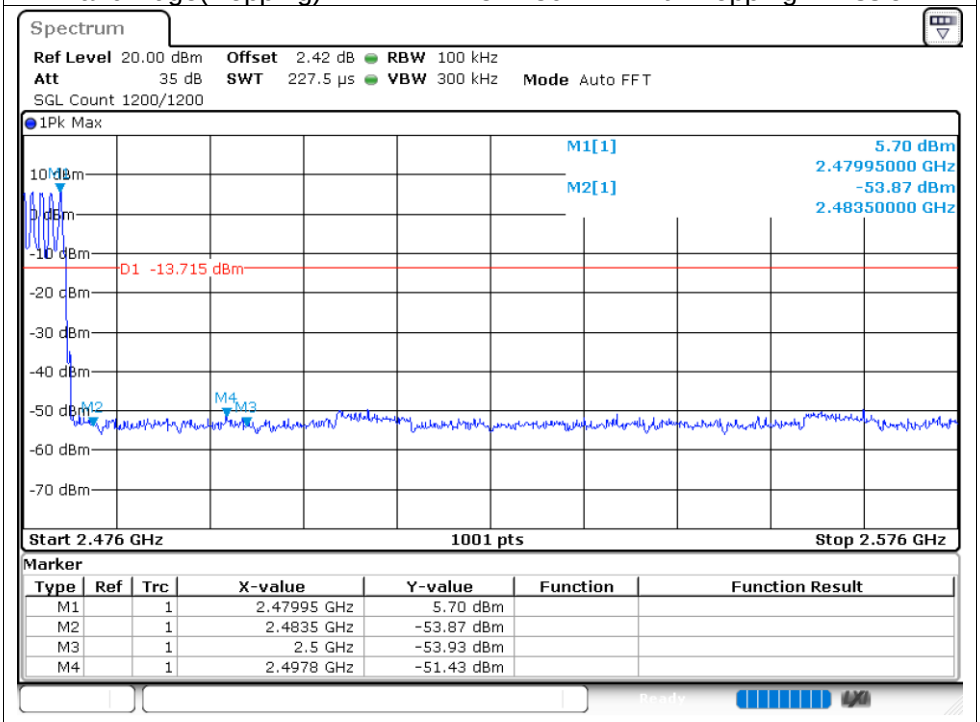

Marker

Type	Ref	Trc	X-value	Y-value	Function	Function Result
M1		1	2.47995 GHz	5.70 dBm		
M2		1	2.4835 GHz	-53.87 dBm		
M3		1	2.5 GHz	-53.93 dBm		
M4		1	2.4978 GHz	-51.43 dBm		

Band Edge(Hopping) NVNT 2-DH5 2402MHz Ant1 Hopping Ref

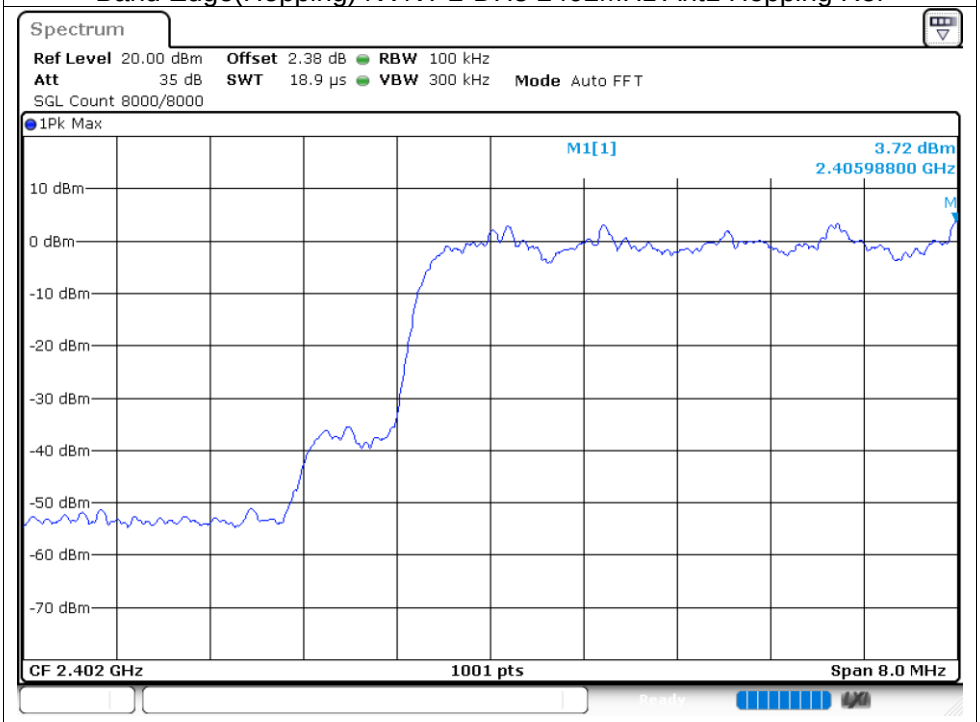

Band Edge(Hopping) NVNT 2-DH5 2402MHz Ant1 Hopping Emission

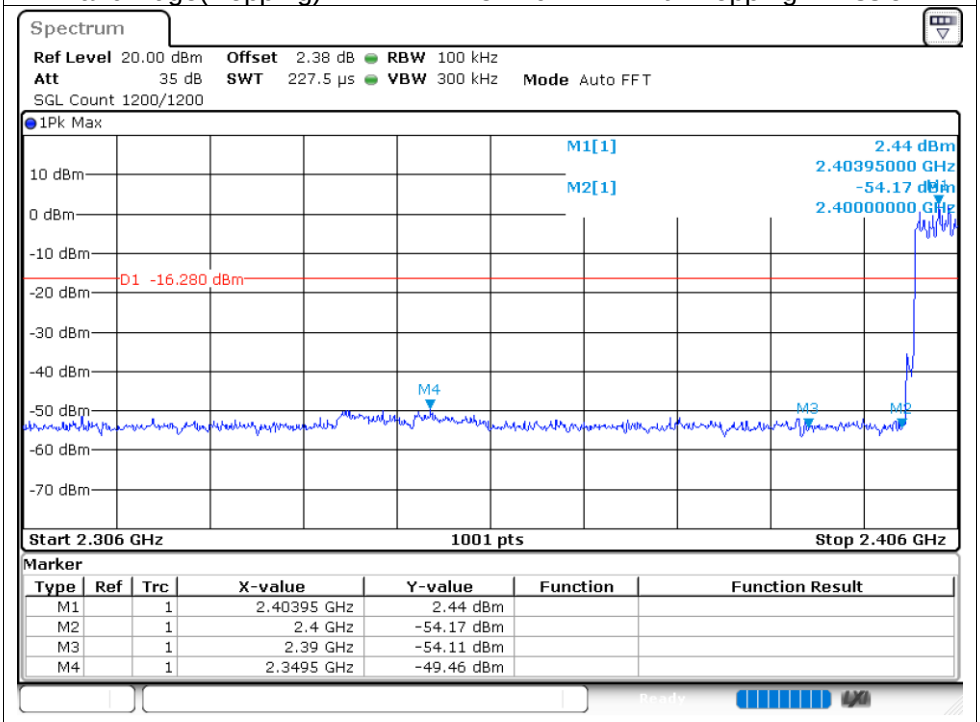

Marker

Type	Ref	Trc	X-value	Y-value	Function	Function Result
M1		1	2.40395 GHz	2.44 dBm		
M2		1	2.4 GHz	-54.17 dBm		
M3		1	2.39 GHz	-54.11 dBm		
M4		1	2.3495 GHz	-49.46 dBm		

Band Edge(Hopping) NVNT 2-DH5 2480MHz Ant1 Hopping Ref

Band Edge(Hopping) NVNT 2-DH5 2480MHz Ant1 Hopping Emission

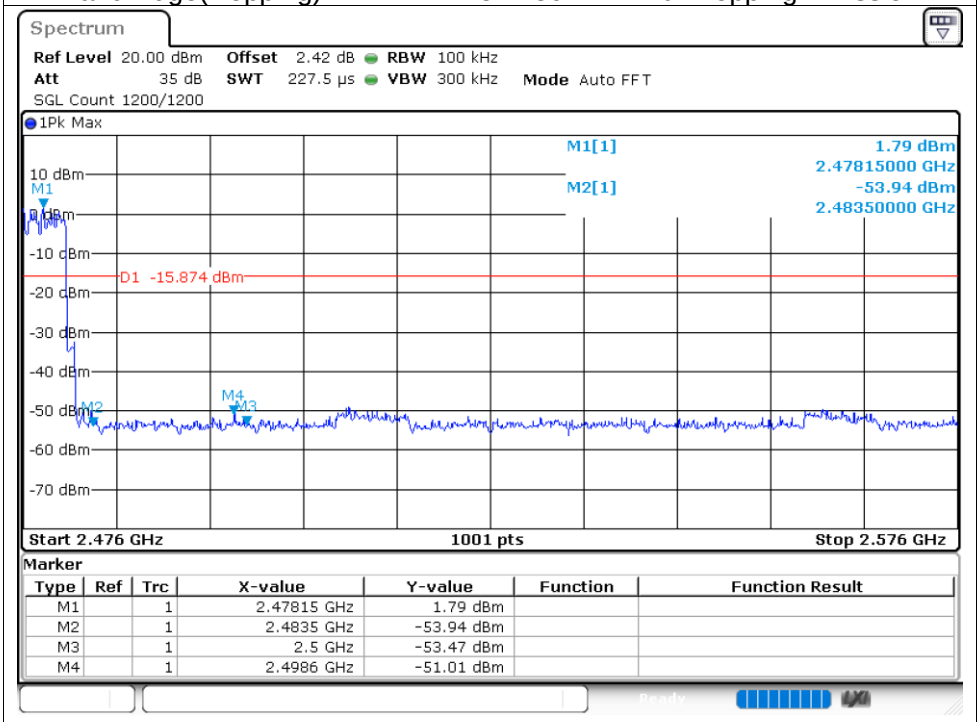

Marker

Type	Ref	Trc	X-value	Y-value	Function	Function Result
M1		1	2.47815 GHz	1.79 dBm		
M2		1	2.4835 GHz	-53.94 dBm		
M3		1	2.5 GHz	-53.47 dBm		
M4		1	2.4986 GHz	-51.01 dBm		

Band Edge(Hopping) NVNT 3-DH5 2402MHz Ant1 Hopping Ref

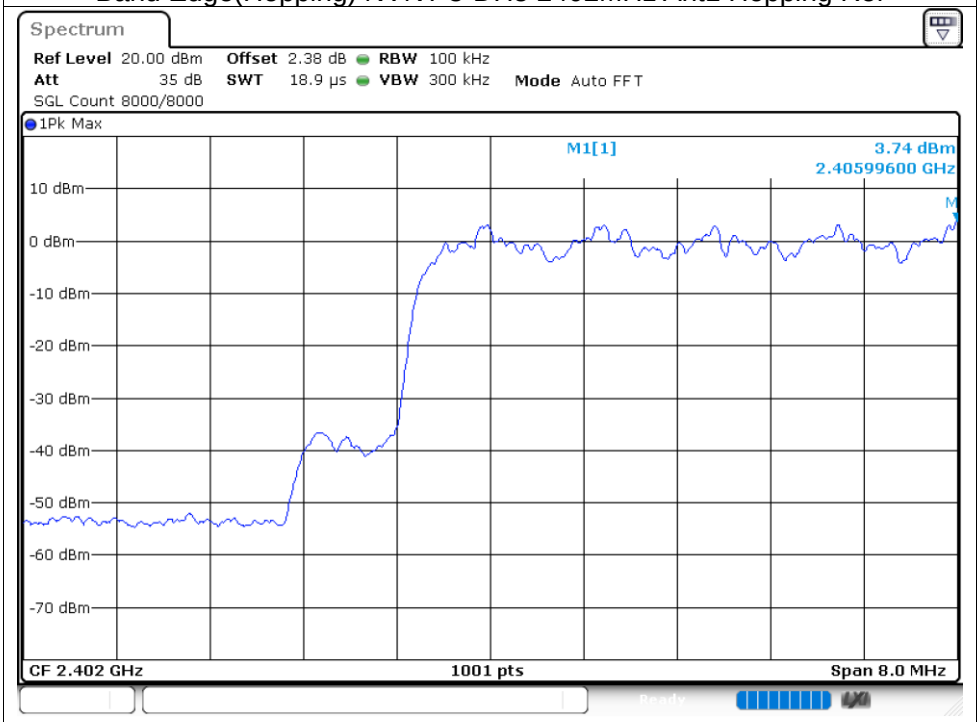

Band Edge(Hopping) NVNT 3-DH5 2402MHz Ant1 Hopping Emission

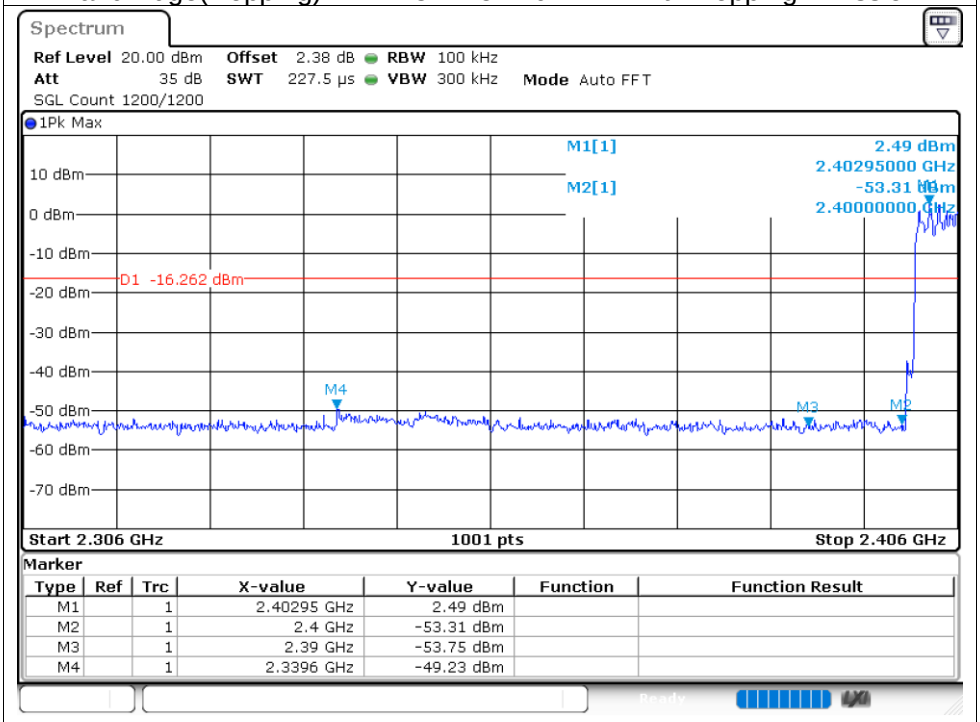

Marker

Type	Ref	Trc	X-value	Y-value	Function	Function Result
M1		1	2.40295 GHz	2.49 dBm		
M2		1	2.4 GHz	-53.31 dBm		
M3		1	2.39 GHz	-53.75 dBm		
M4		1	2.3396 GHz	-49.23 dBm		

Band Edge(Hopping) NVNT 3-DH5 2480MHz Ant1 Hopping Ref

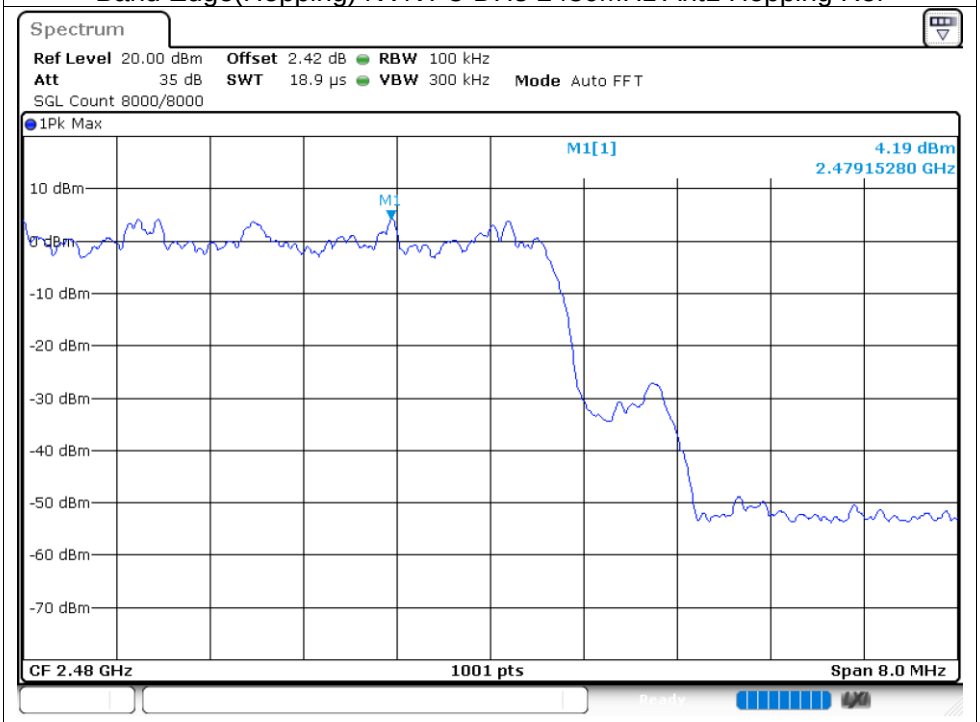

Band Edge(Hopping) NVNT 3-DH5 2480MHz Ant1 Hopping Emission

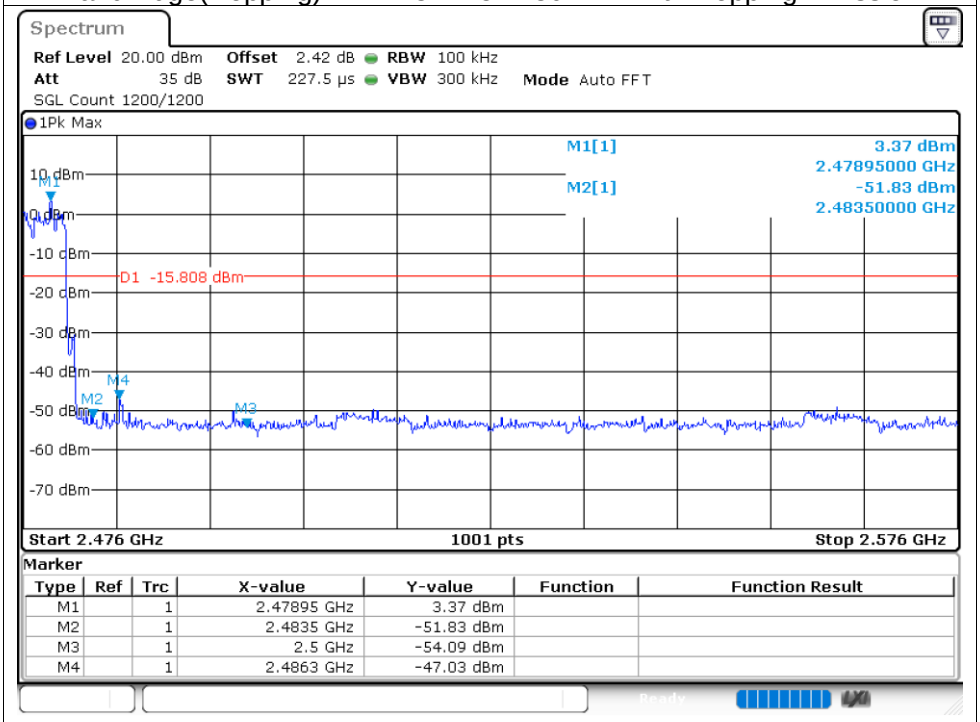

Marker

Type	Ref	Trc	X-value	Y-value	Function	Function Result
M1		1	2.47895 GHz	3.37 dBm		
M2		1	2.4835 GHz	-51.83 dBm		
M3		1	2.5 GHz	-54.09 dBm		
M4		1	2.4863 GHz	-47.03 dBm		

8.9 CONDUCTED RF SPURIOUS EMISSION

Condition	Mode	Frequency (MHz)	Antenna	Max Value (dBc)	Limit (dBc)	Verdict
NVNT	1-DH5	2402	Ant1	-49.93	-20	Pass
NVNT	1-DH5	2441	Ant1	-47.57	-20	Pass
NVNT	1-DH5	2480	Ant1	-50.4	-20	Pass
NVNT	2-DH5	2402	Ant1	-50.2	-20	Pass
NVNT	2-DH5	2441	Ant1	-46.25	-20	Pass
NVNT	2-DH5	2480	Ant1	-52.64	-20	Pass
NVNT	3-DH5	2402	Ant1	-51.66	-20	Pass
NVNT	3-DH5	2441	Ant1	-51.87	-20	Pass
NVNT	3-DH5	2480	Ant1	-54.82	-20	Pass

Test Graphs

Tx. Spurious NVNT 1-DH5 2402MHz Ant1 Ref

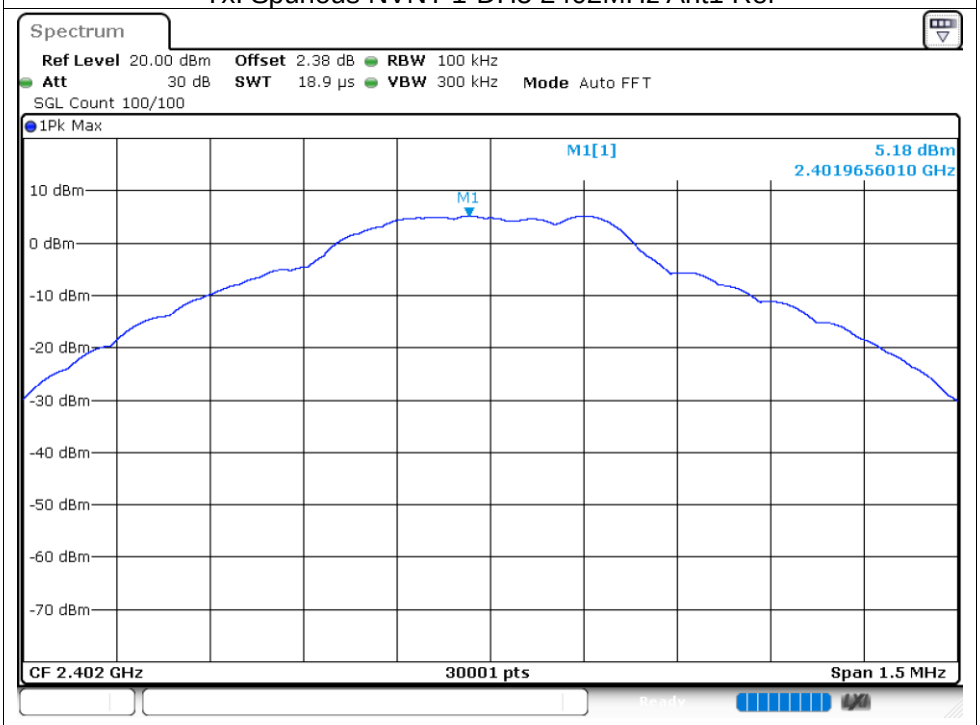

Tx. Spurious NVNT 1-DH5 2402MHz Ant1 Emission

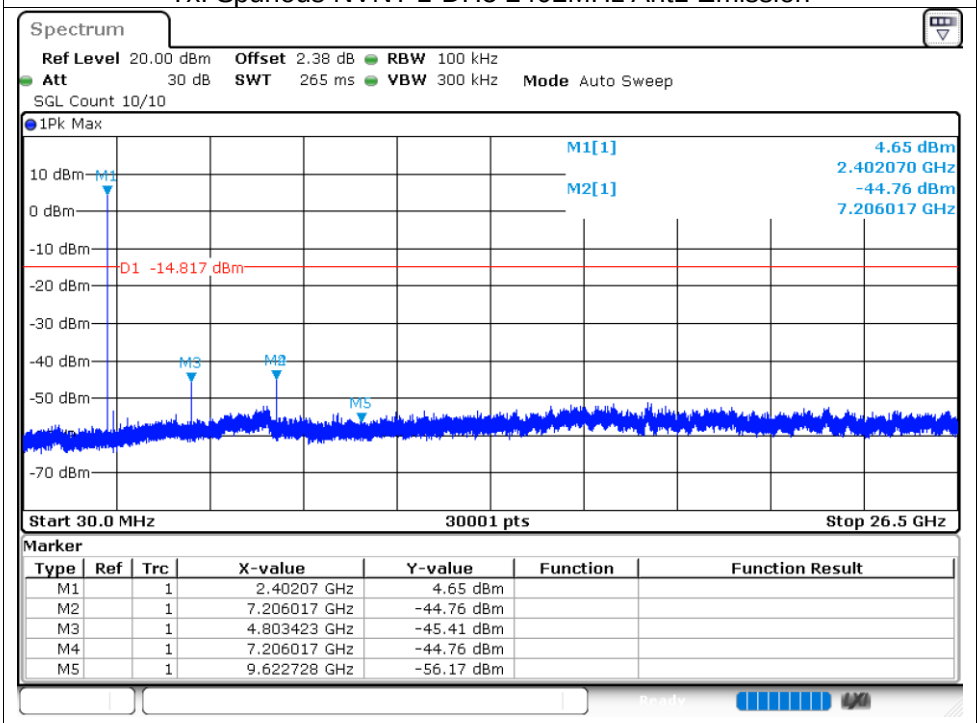

Marker

Type	Ref	Trc	X-value	Y-value	Function	Function Result
M1		1	2.40207 GHz	4.65 dBm		
M2		1	7.206017 GHz	-44.76 dBm		
M3		1	4.803423 GHz	-45.41 dBm		
M4		1	7.206017 GHz	-44.76 dBm		
M5		1	9.622728 GHz	-56.17 dBm		

Tx. Spurious NVNT 1-DH5 2441MHz Ant1 Ref

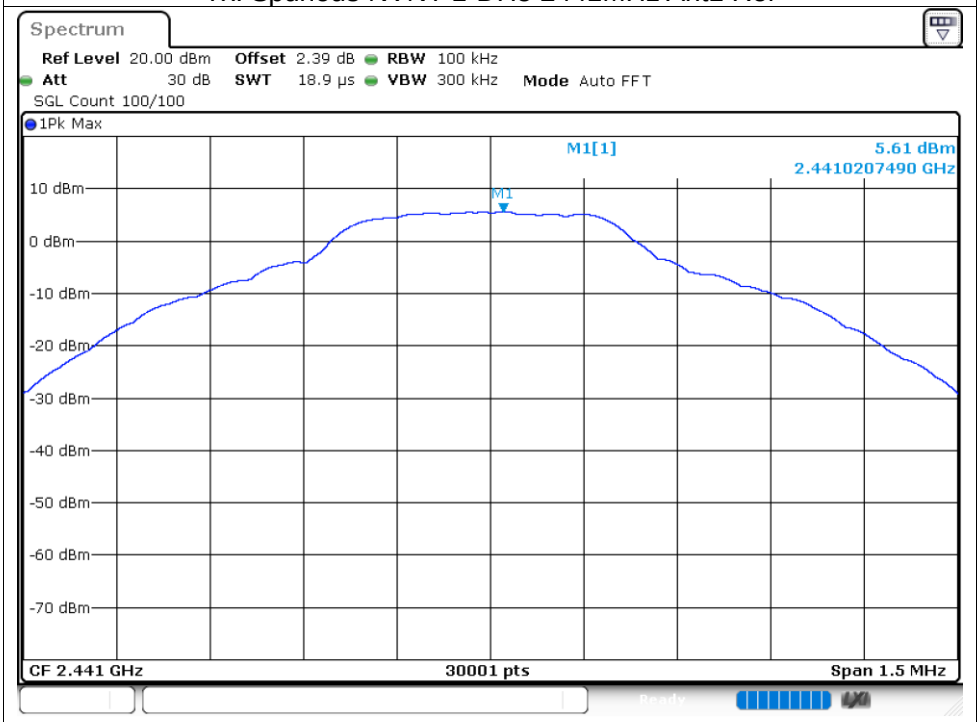

Tx. Spurious NVNT 1-DH5 2441MHz Ant1 Emission

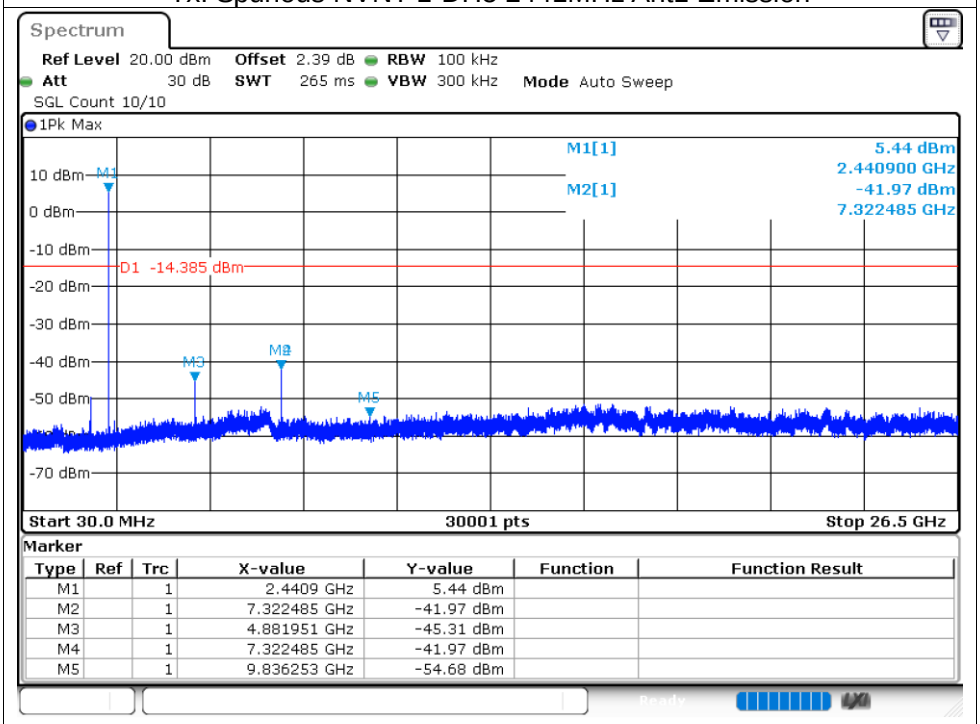

Marker

Type	Ref	Trc	X-value	Y-value	Function	Function Result
M1		1	2.4409 GHz	5.44 dBm		
M2		1	7.322485 GHz	-41.97 dBm		
M3		1	4.881951 GHz	-45.31 dBm		
M4		1	7.322485 GHz	-41.97 dBm		
M5		1	9.836253 GHz	-54.68 dBm		

Tx. Spurious NVNT 1-DH5 2480MHz Ant1 Ref

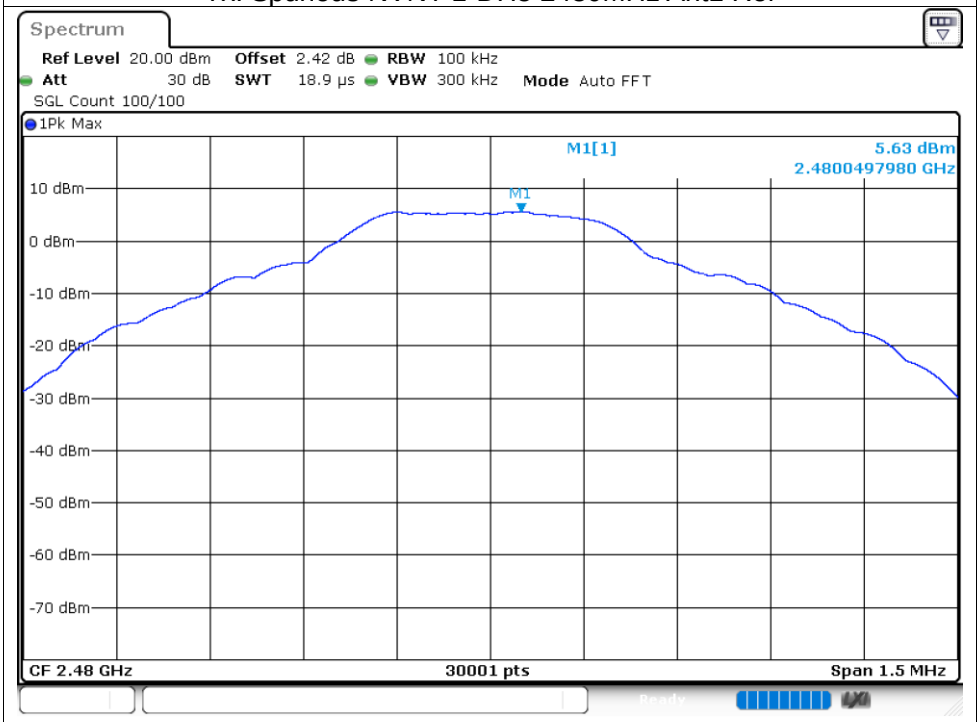

Tx. Spurious NVNT 1-DH5 2480MHz Ant1 Emission

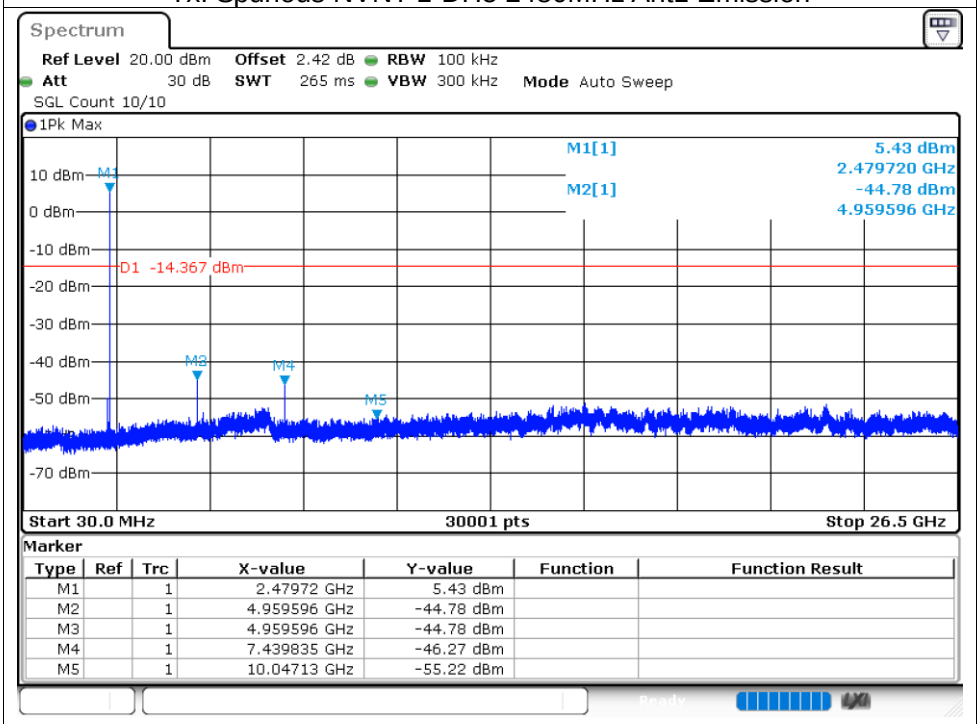

Marker

Type	Ref	Trc	X-value	Y-value	Function	Function Result
M1		1	2.47972 GHz	5.43 dBm		
M2		1	4.959596 GHz	-44.78 dBm		
M3		1	4.959596 GHz	-44.78 dBm		
M4		1	7.439835 GHz	-46.27 dBm		
M5		1	10.04713 GHz	-55.22 dBm		

Tx. Spurious NVNT 2-DH5 2402MHz Ant1 Ref

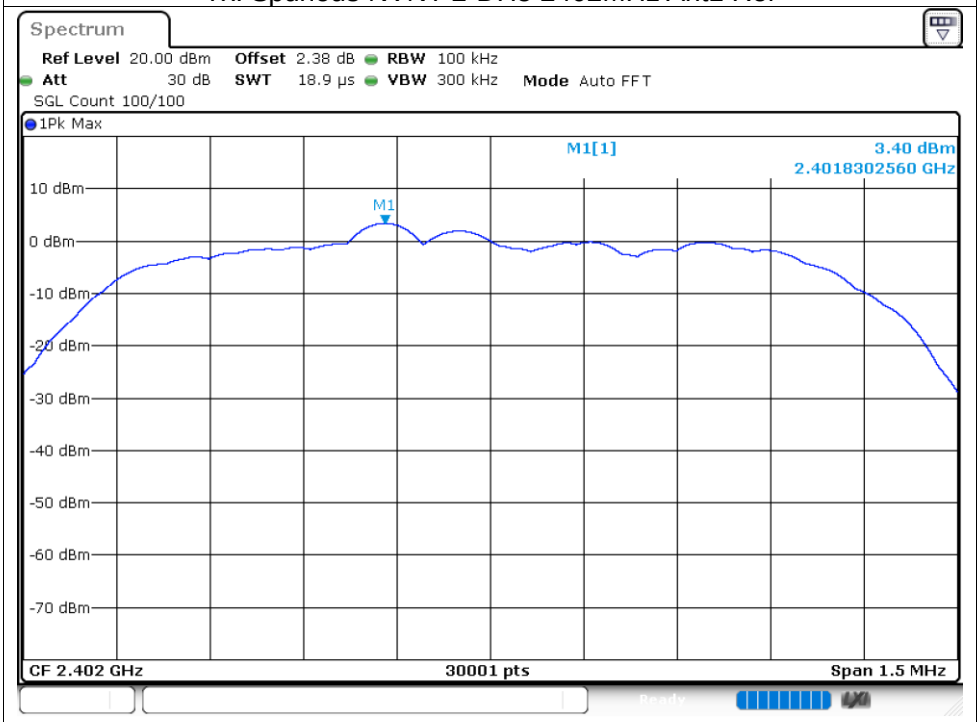

Tx. Spurious NVNT 2-DH5 2402MHz Ant1 Emission

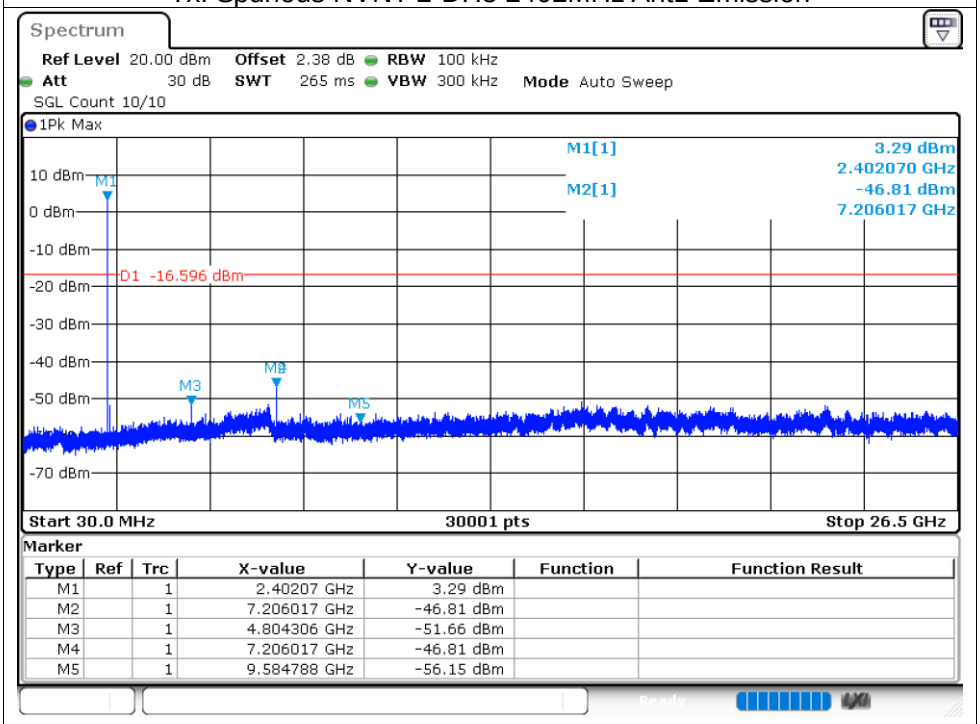

Marker

Type	Ref	Trc	X-value	Y-value	Function	Function Result
M1		1	2.40207 GHz	3.29 dBm		
M2		1	7.206017 GHz	-46.81 dBm		
M3		1	4.804306 GHz	-51.66 dBm		
M4		1	7.206017 GHz	-46.81 dBm		
M5		1	9.584788 GHz	-56.15 dBm		

Tx. Spurious NVNT 2-DH5 2441MHz Ant1 Ref

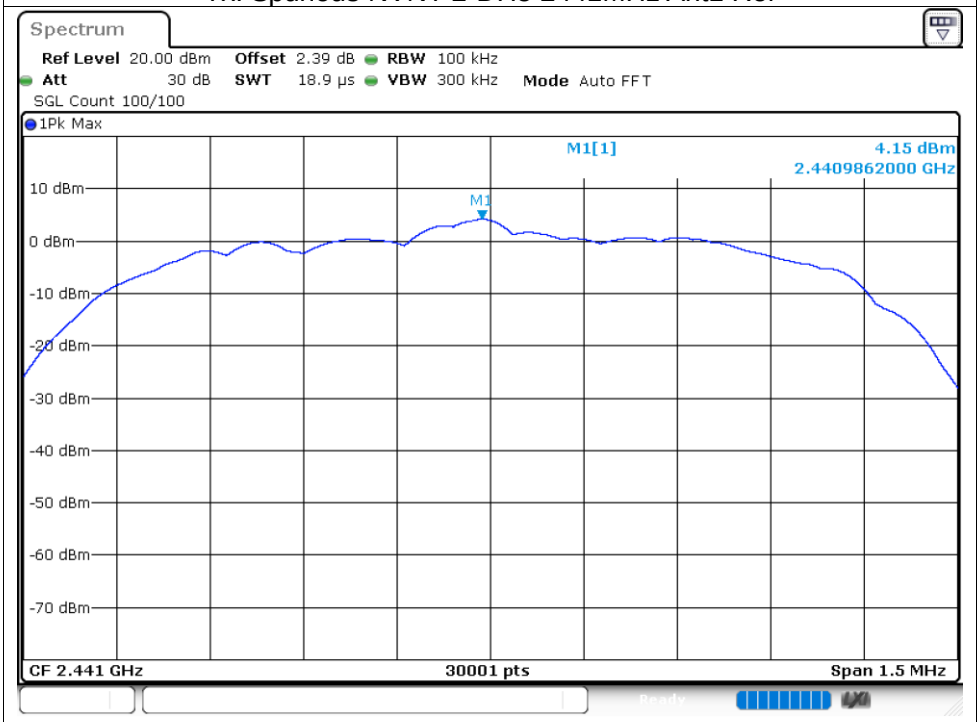

Tx. Spurious NVNT 2-DH5 2441MHz Ant1 Emission

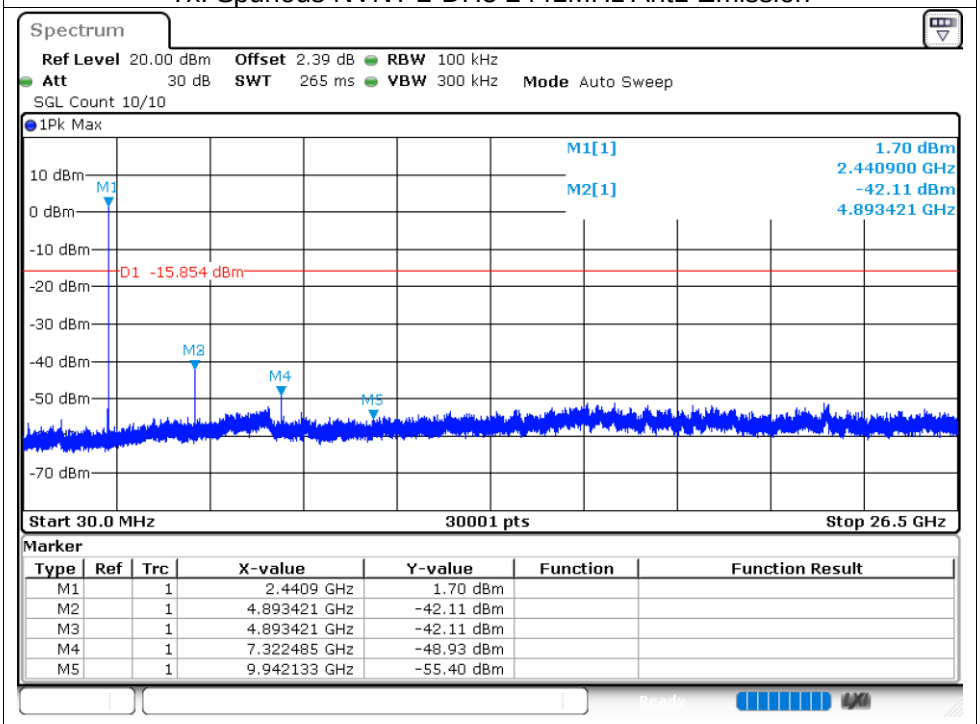

Marker

Type	Ref	Trc	X-value	Y-value	Function	Function Result
M1		1	2.4409 GHz	1.70 dBm		
M2		1	4.893421 GHz	-42.11 dBm		
M3		1	4.893421 GHz	-42.11 dBm		
M4		1	7.322485 GHz	-48.93 dBm		
M5		1	9.942133 GHz	-55.40 dBm		

Tx. Spurious NVNT 2-DH5 2480MHz Ant1 Ref

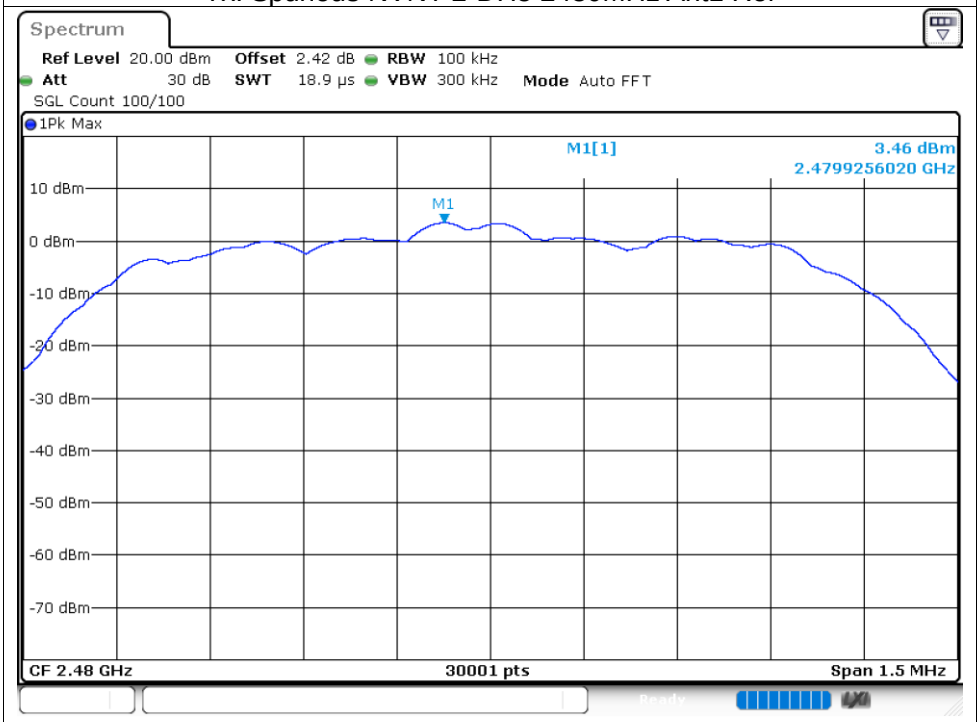

Tx. Spurious NVNT 2-DH5 2480MHz Ant1 Emission

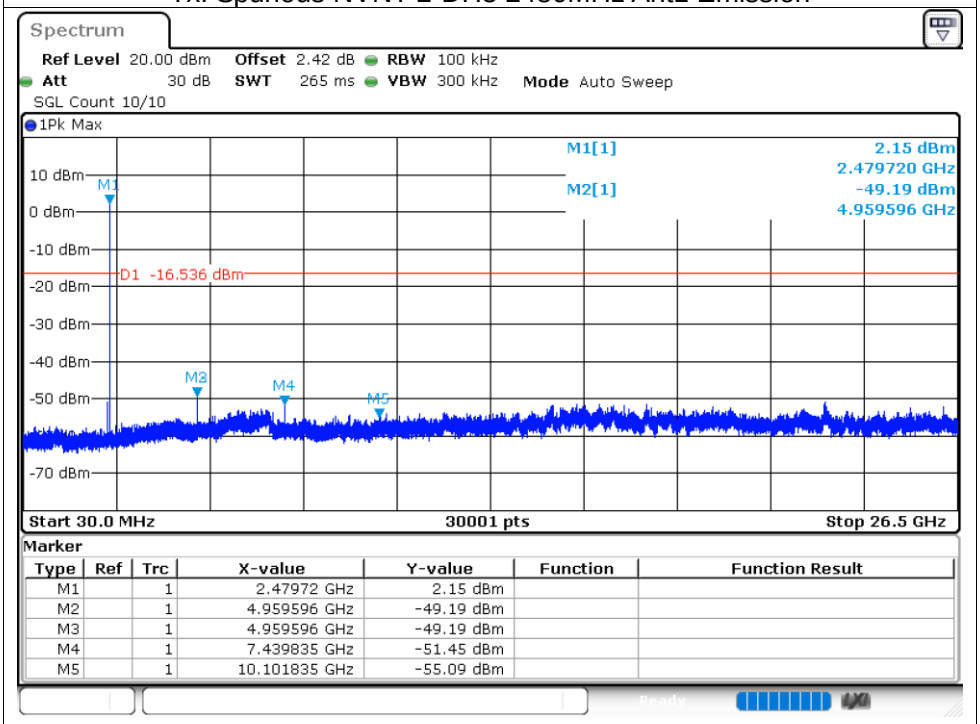

Marker

Type	Ref	Trc	X-value	Y-value	Function	Function Result
M1		1	2.47972 GHz	2.15 dBm		
M2		1	4.959596 GHz	-49.19 dBm		
M3		1	4.959596 GHz	-49.19 dBm		
M4		1	7.439835 GHz	-51.45 dBm		
M5		1	10.101835 GHz	-55.09 dBm		

Tx. Spurious NVNT 3-DH5 2402MHz Ant1 Ref

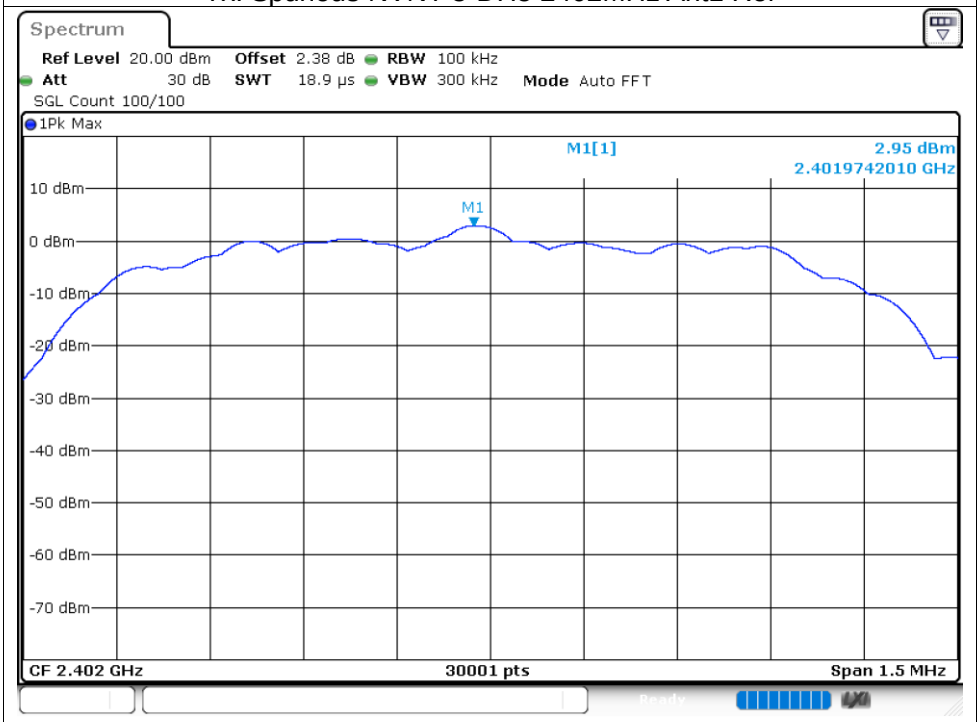

Tx. Spurious NVNT 3-DH5 2402MHz Ant1 Emission

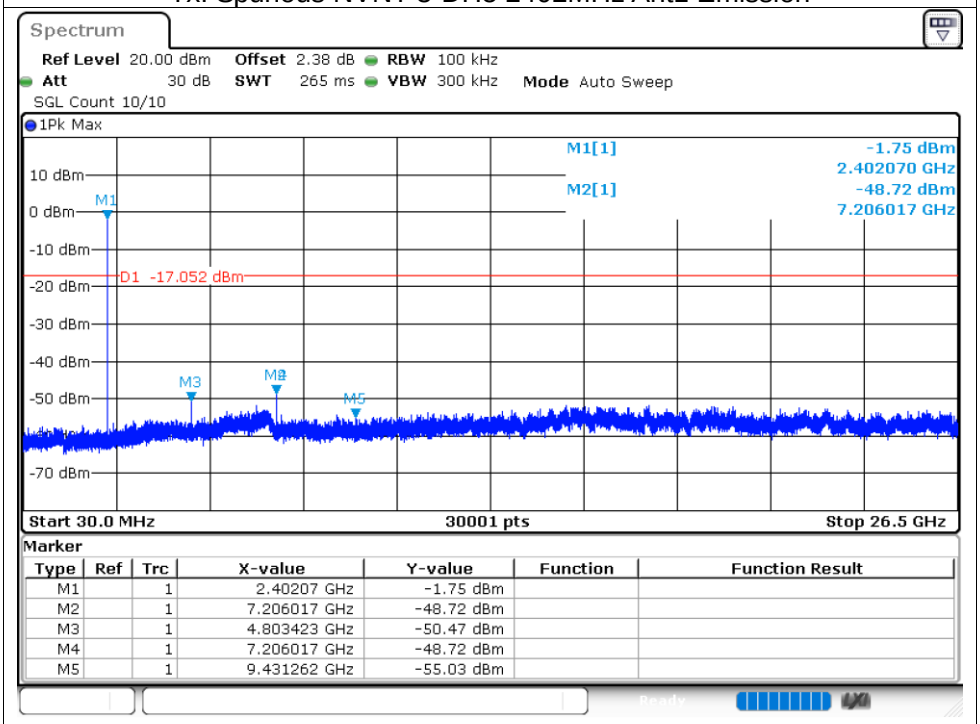

Marker

Type	Ref	Trc	X-value	Y-value	Function	Function Result
M1		1	2.40207 GHz	-1.75 dBm		
M2		1	7.206017 GHz	-48.72 dBm		
M3		1	4.803423 GHz	-50.47 dBm		
M4		1	7.206017 GHz	-48.72 dBm		
M5		1	9.431262 GHz	-55.03 dBm		

Tx. Spurious NVNT 3-DH5 2441MHz Ant1 Ref

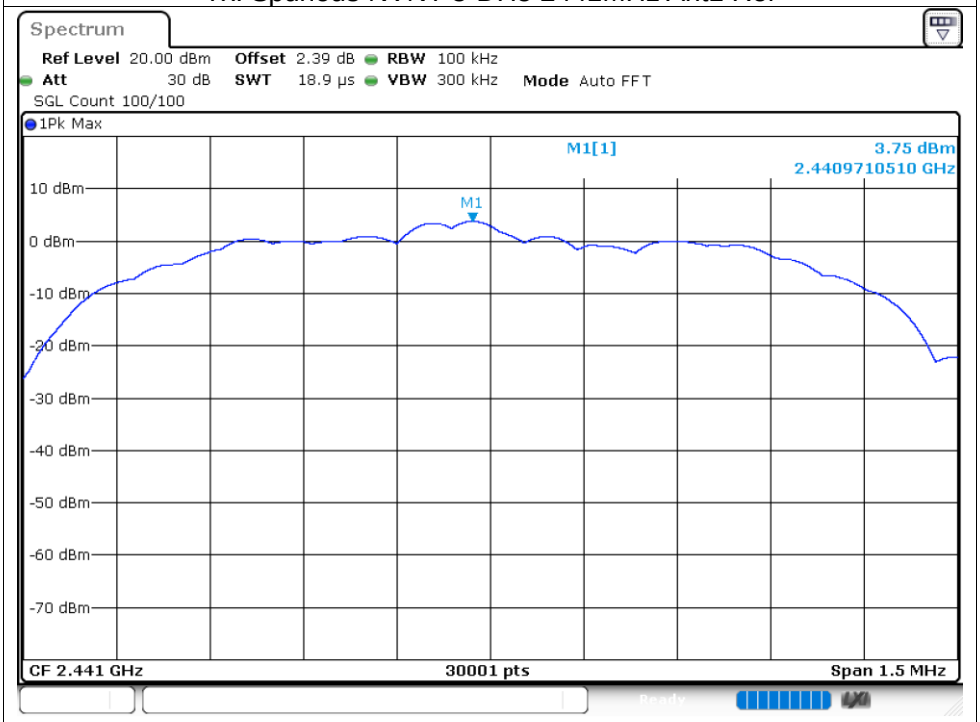

Tx. Spurious NVNT 3-DH5 2441MHz Ant1 Emission

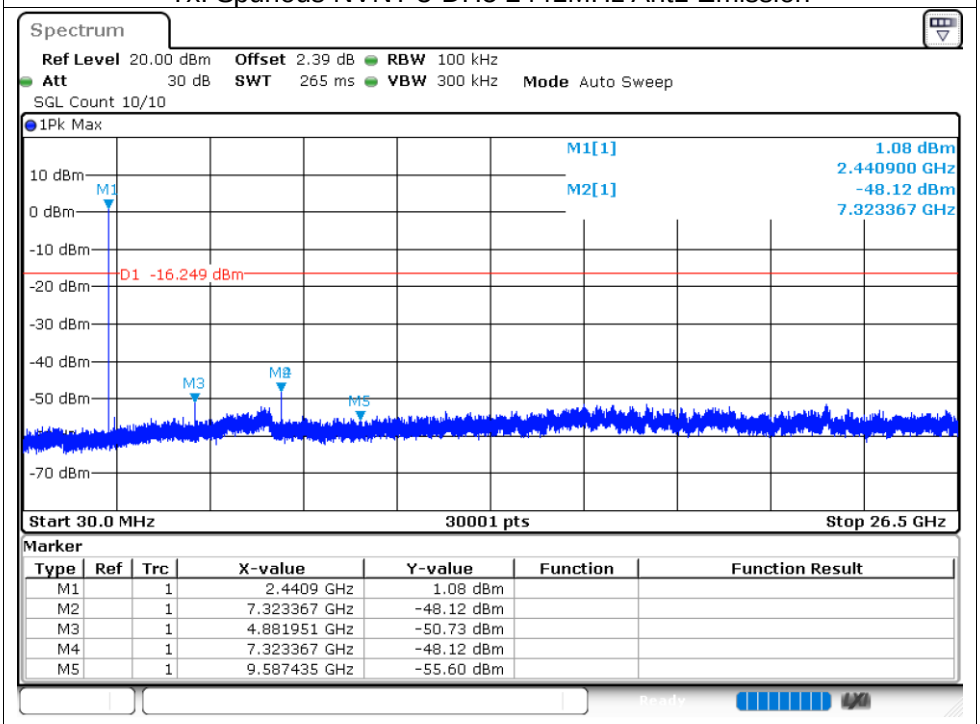

Marker

Type	Ref	Trc	X-value	Y-value	Function	Function Result
M1		1	2.4409 GHz	1.08 dBm		
M2		1	7.323367 GHz	-48.12 dBm		
M3		1	4.881951 GHz	-50.73 dBm		
M4		1	7.323367 GHz	-48.12 dBm		
M5		1	9.587435 GHz	-55.60 dBm		

Tx. Spurious NVNT 3-DH5 2480MHz Ant1 Ref

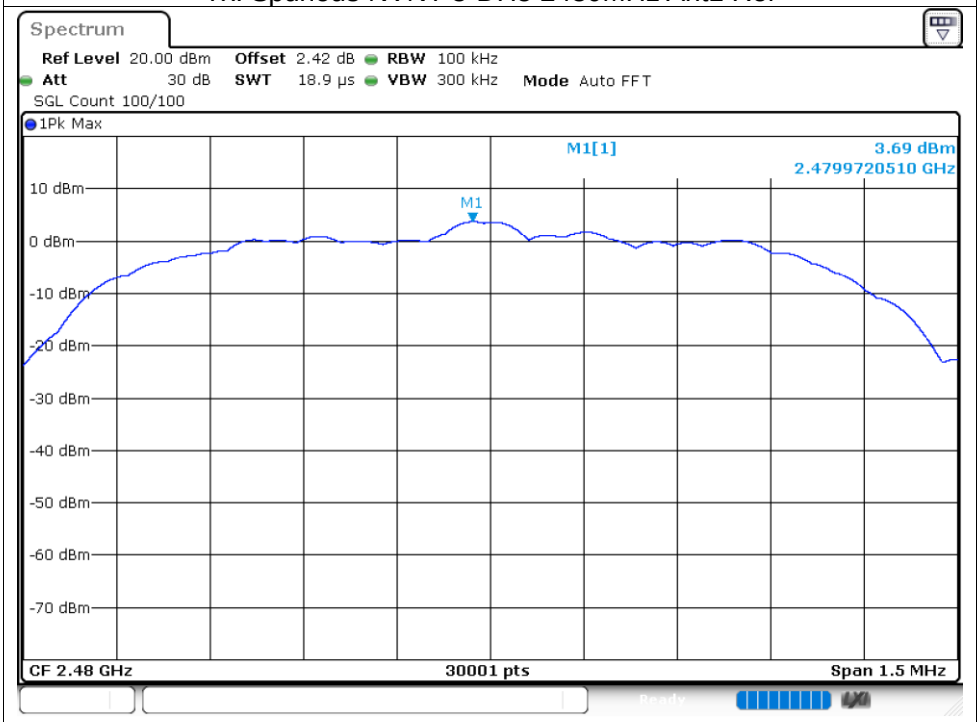

Tx. Spurious NVNT 3-DH5 2480MHz Ant1 Emission

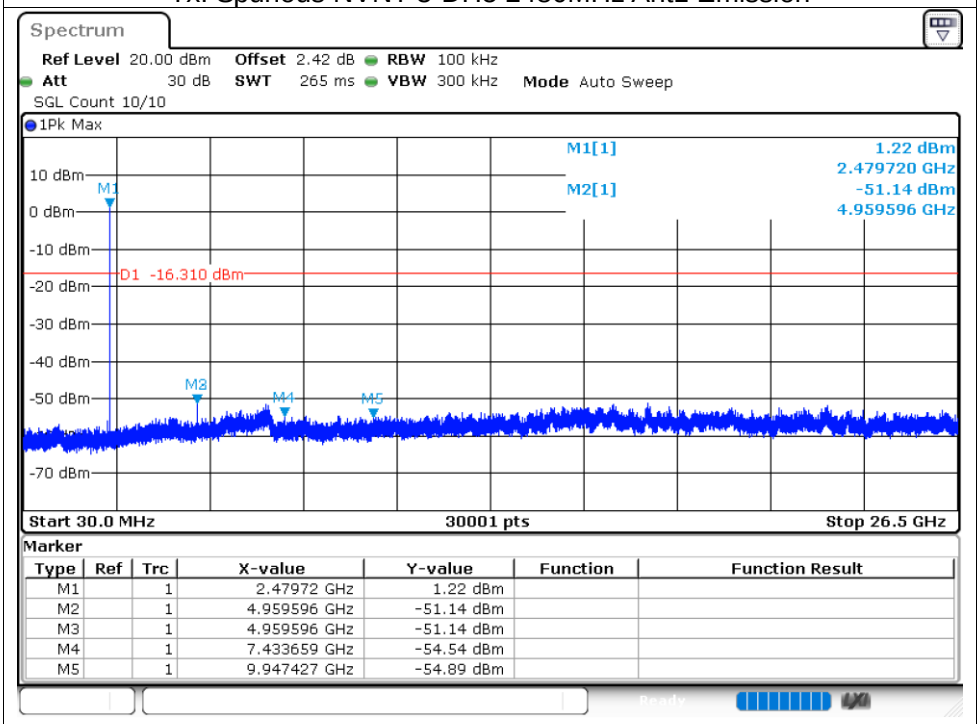

Marker

Type	Ref	Trc	X-value	Y-value	Function	Function Result
M1		1	2.47972 GHz	1.22 dBm		
M2		1	4.959596 GHz	-51.14 dBm		
M3		1	4.959596 GHz	-51.14 dBm		
M4		1	7.433659 GHz	-54.54 dBm		
M5		1	9.947427 GHz	-54.89 dBm		

END OF REPORT