Appendix D

RF Test Data for 5.2GWIFI (Conducted Measurement)

Product Name: Tablet

Test Model: 01-10967

Environmental Conditions

Temperature:	23.8 ° C
Relative Humidity:	52.1%
ATM Pressure:	100.0 kPa
Test Engineer:	Nick Peng
	Nick Peng
Supervised by:	Ling Zhu
	Ling.Zhu

D.1 Emission Bandwidth

Test Result

TestMode	Antenna	Frequency[MHz]	26db EBW [MHz]	FL[MHz]	FH[MHz]	Limit[MHz]	Verdict
11A	Ant1	5180	19.840	5170.040	5189.880	---	---
		5220	20.080	5209.880	5229.960	---	---
		5240	19.840	5230.040	5249.880	---	---
11N20SISO	Ant1	5180	20.320	5169.840	5190.160	---	---
		5220	20.280	5209.760	5230.040	---	---
		5240	20.160	5229.920	5250.080	---	---
11N40SISO	Ant1	5190	66.800	5157.360	5224.160	---	---
		5230	40.480	5209.840	5250.320	---	---
11AC20SISO	Ant1	5180	20.320	5169.880	5190.200	---	---
		5220	20.280	5209.880	5230.160	---	---
		5240	20.360	5229.800	5250.160	---	---
11AC40SISO	Ant1	5190	40.240	5170.000	5210.240	---	---
		5230	40.320	5209.840	5250.160	---	---
11AX20SISO	Ant1	5180	20.480	5169.840	5190.320	---	---
		5220	20.360	5209.840	5230.200	---	---
		5240	20.280	5229.840	5250.120	---	---
11AX40SISO	Ant1	5190	40.960	5169.280	5210.240	---	---
		5230	40.400	5209.920	5250.320	---	---

Test Graphs

11A_Ant1_5180

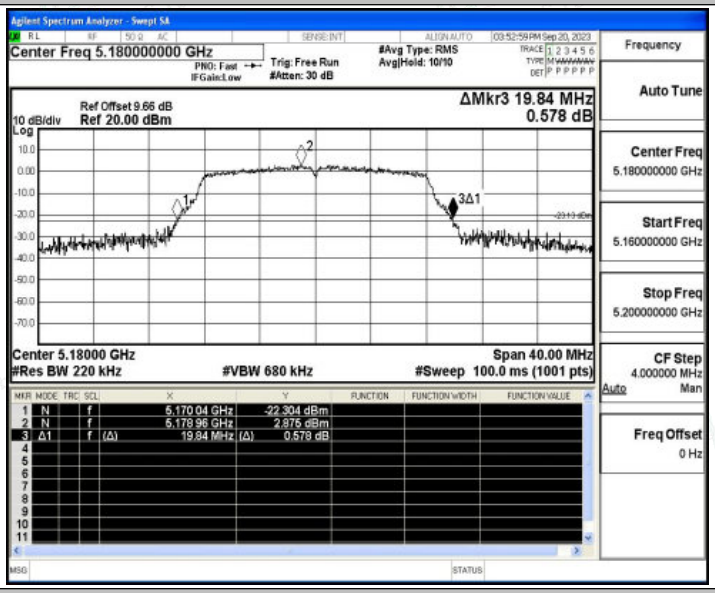

11A_Ant1_5220

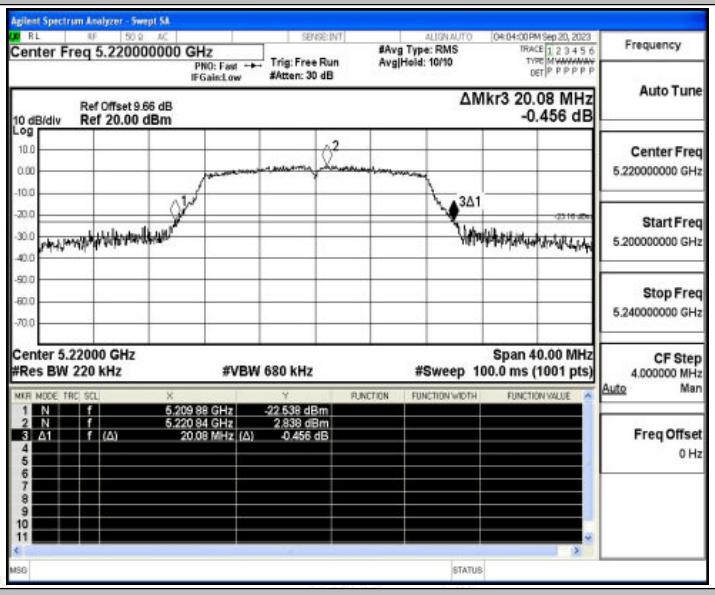

11A_Ant1_5240

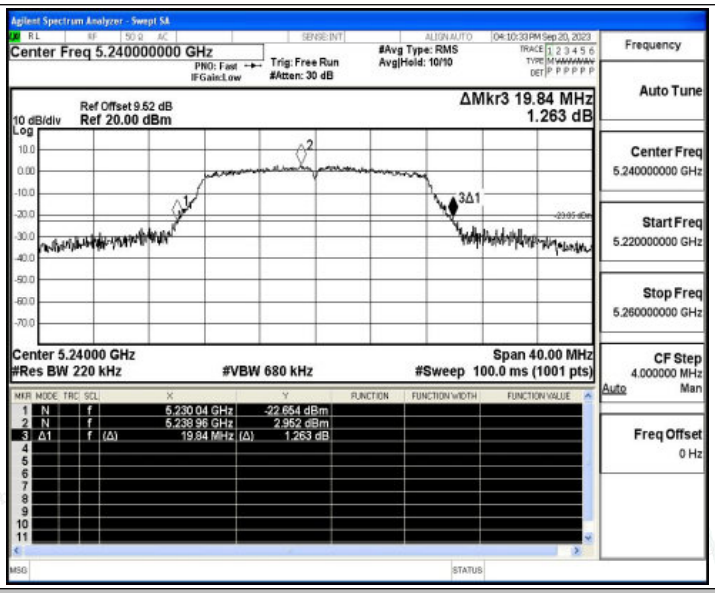

11N20SISO_Ant1_5180

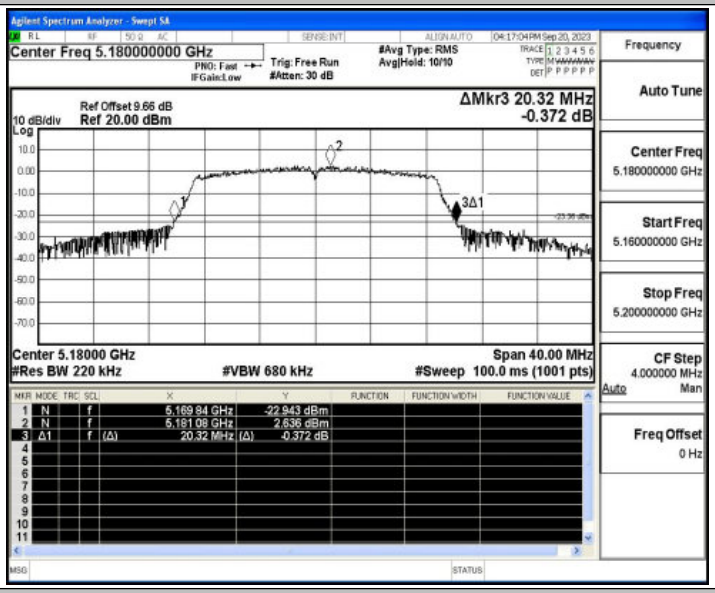

11N20SISO_Ant1_5220

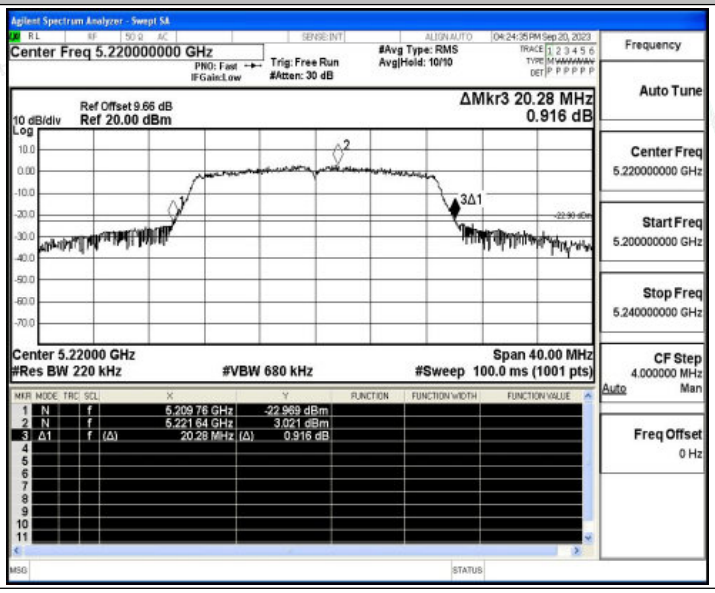

11N20SISO_Ant1_5240

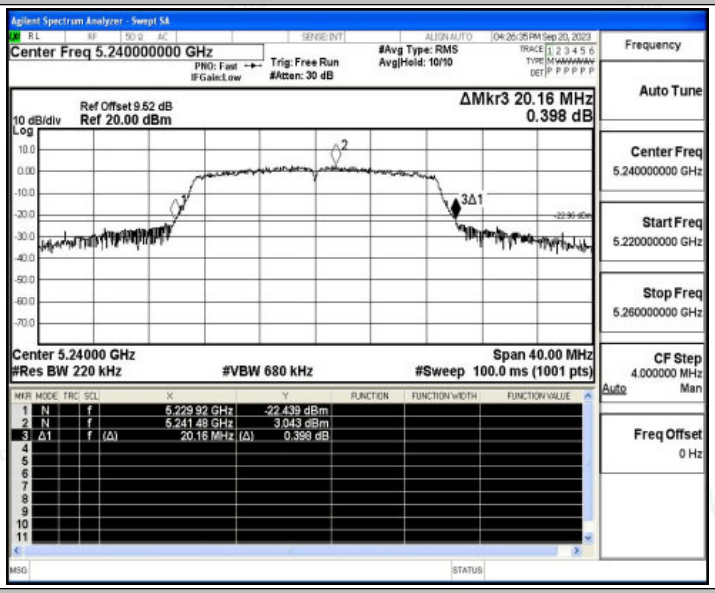

11N40SISO_Ant1_5190

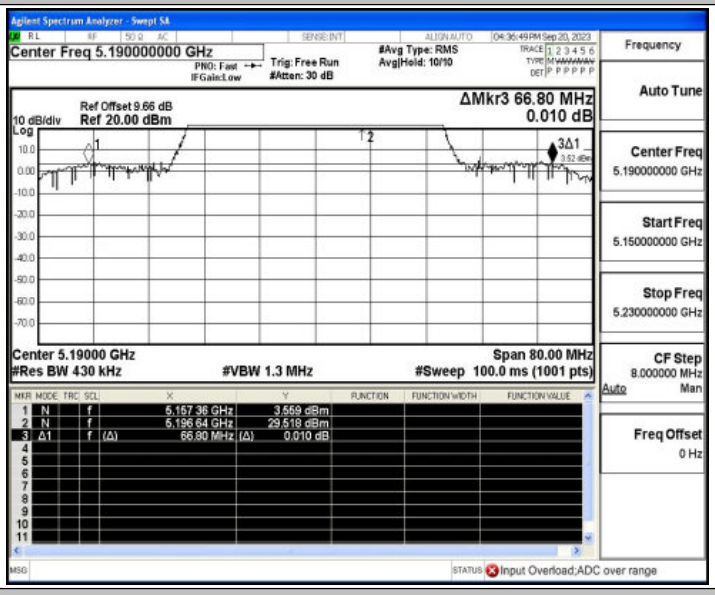

11N40SISO_Ant1_5230

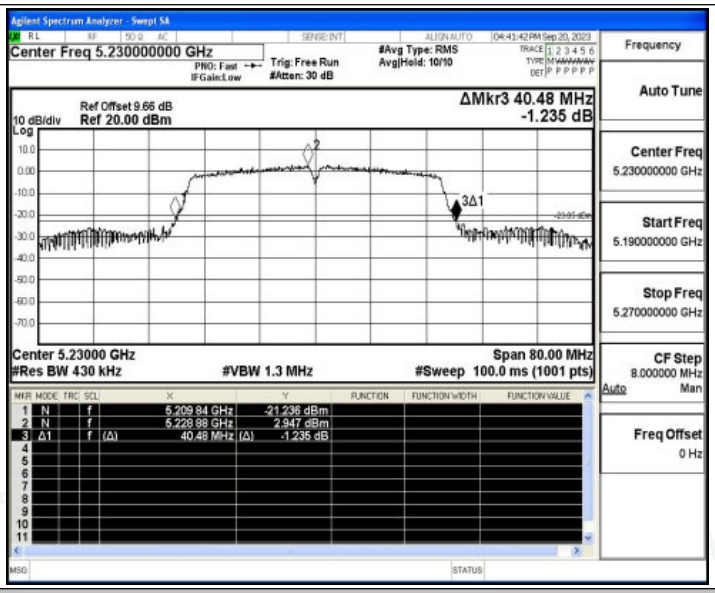

11AC20SISO_Ant1_5180

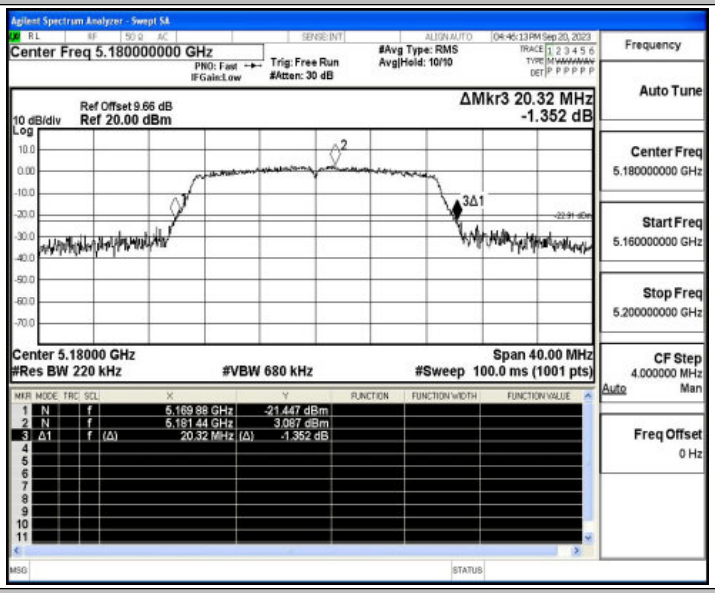

11AC20SISO_Ant1_5220

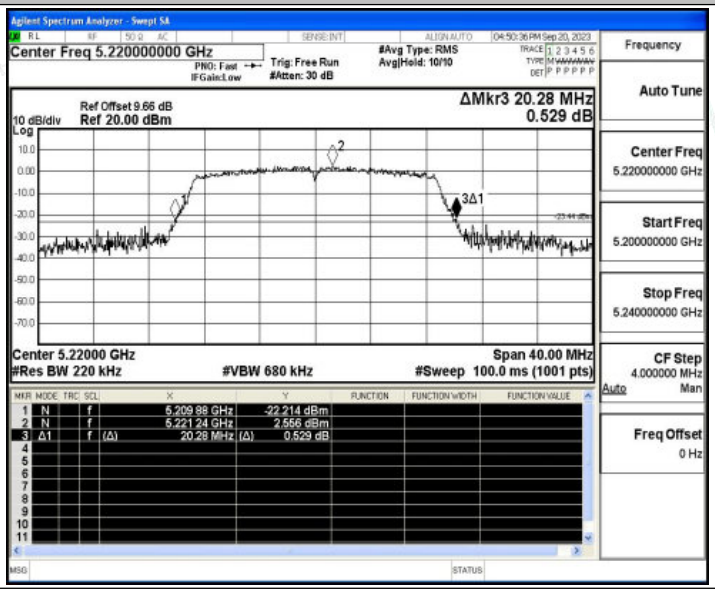

11AC20SISO_Ant1_5240

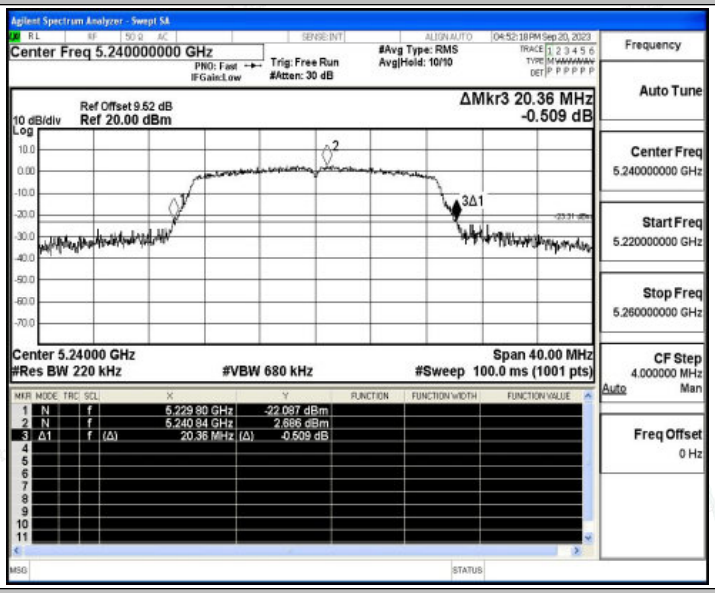

11AC40SISO_Ant1_5190

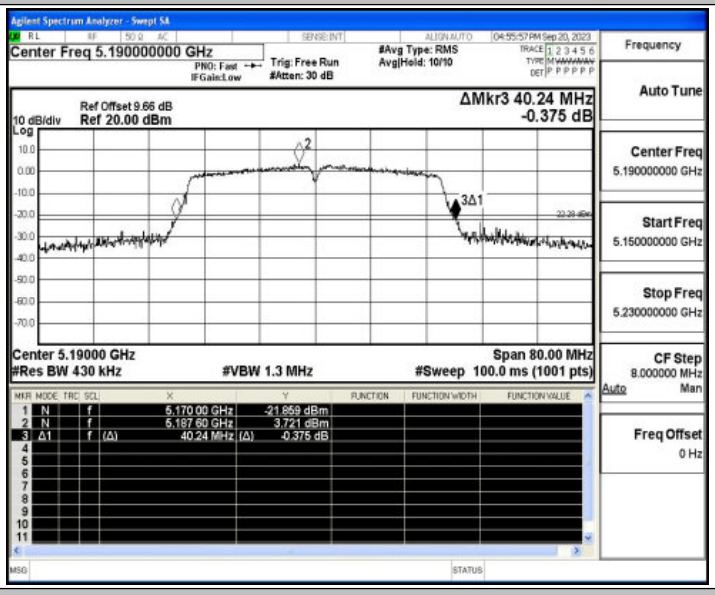

11AC40SISO_Ant1_5230

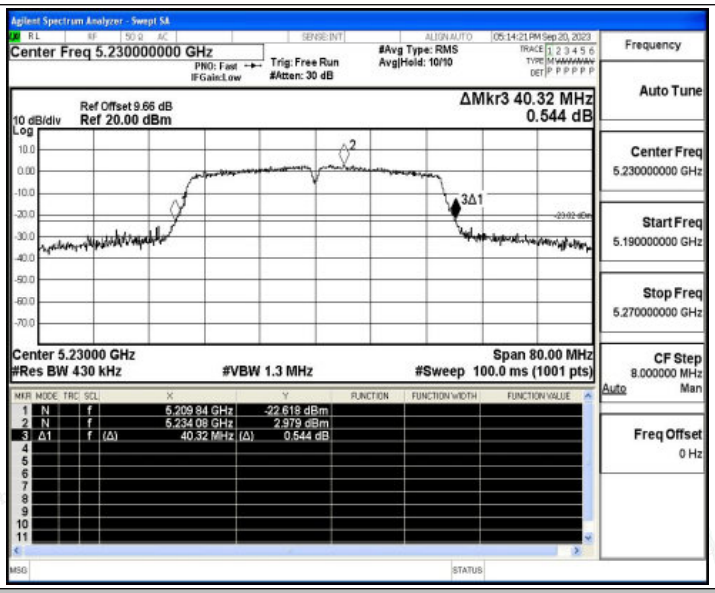

11AX20SISO_Ant1_5180

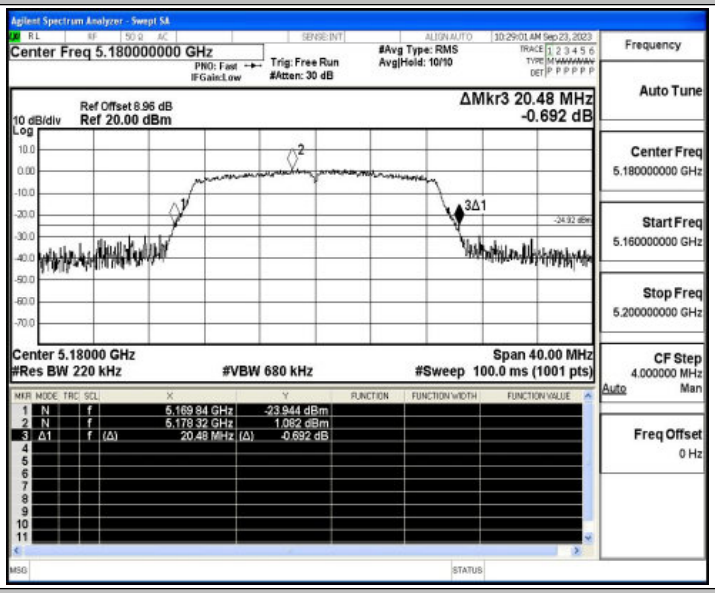

11AX20SISO_Ant1_5220

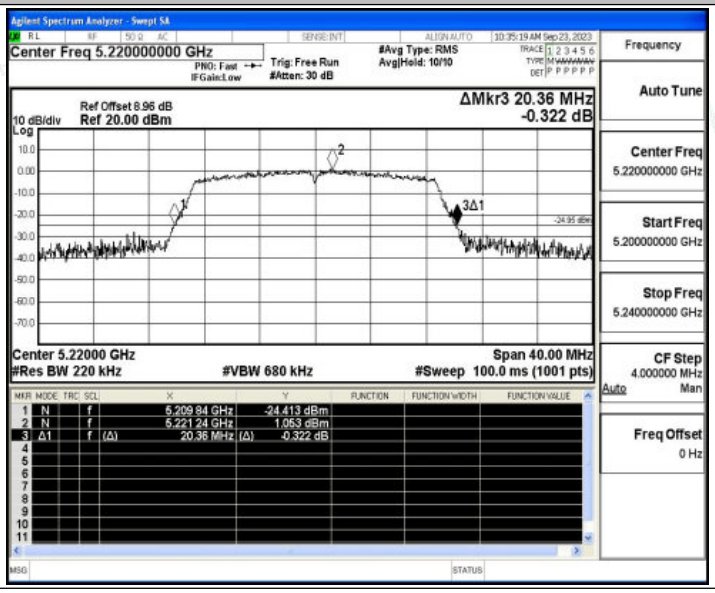

11AX20SISO_Ant1_5240

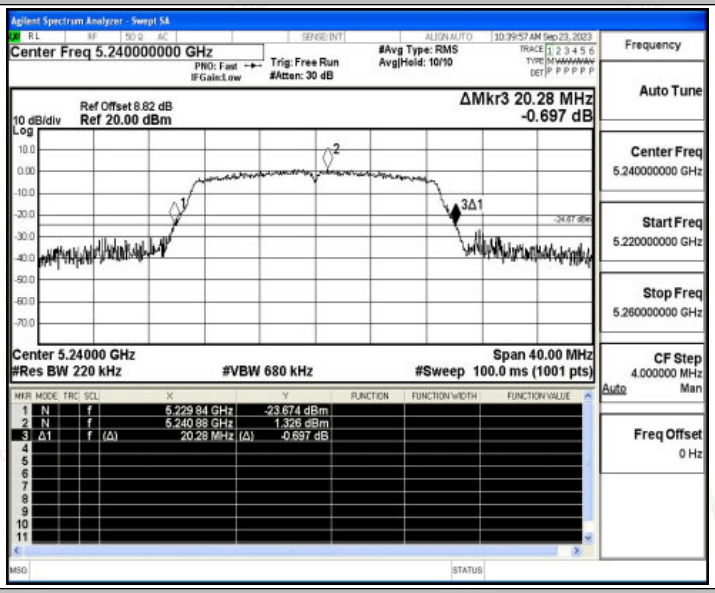

11AX40SISO_Ant1_5190

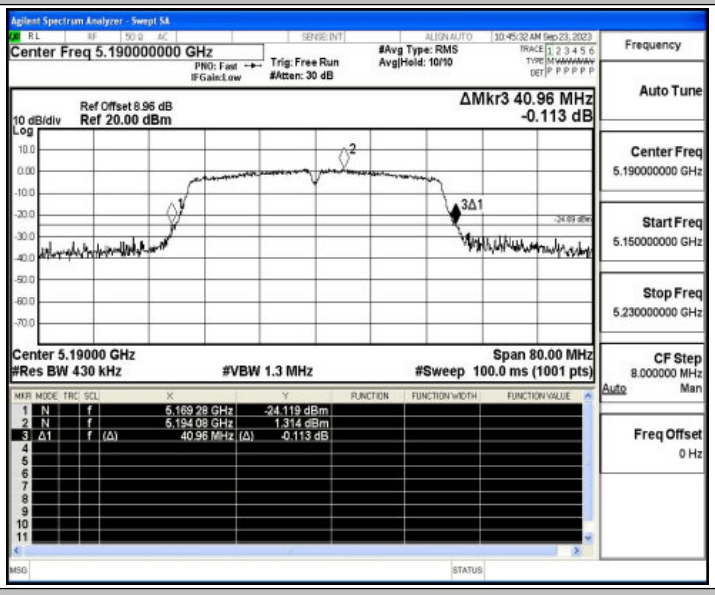

11AX40SISO_Ant1_5230

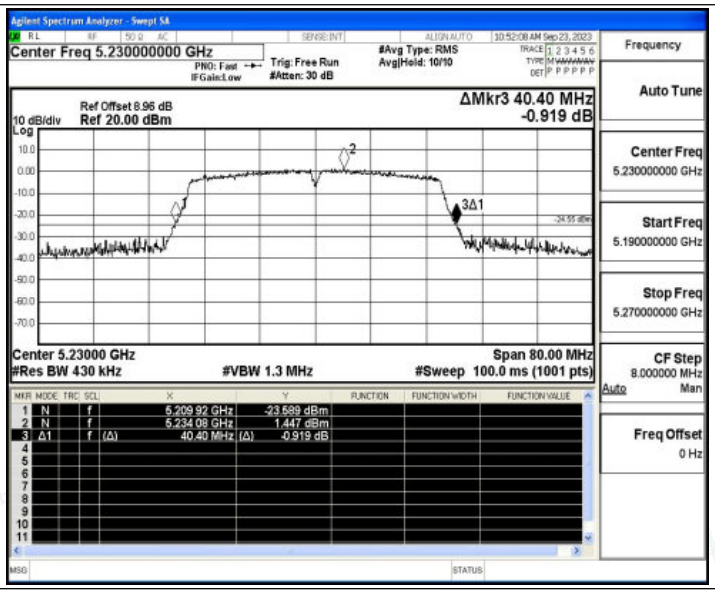
Agilent Spectrum Analyzer - Swept SA
Center Freq 5.230000000 GHz
PNO: Fast
IFGain:Low
Trig: Free Run
#Atten: 30 dB
#Avg Type: RMS
Avg|Hold: 10/10
10:52:08 AM Sep 23, 2023
Frequency
Auto Tune
Ref Offset 8.96 dB
10 dB/div Ref 20.00 dBm
Log
ΔMkr3 40.40 MHz
-0.919 dB
Center Freq
5.230000000 GHz
Start Freq
5.190000000 GHz
Stop Freq
5.270000000 GHz
Center 5.23000 GHz
#Res BW 430 kHz
#VBW 1.3 MHz
Span 80.00 MHz
#Sweep 100.0 ms (1001 pts)
CF Step
8.000000 MHz
Auto Man
Freq Offset
0 Hz
1 N f 5.209 92 GHz -23.589 dBm
2 N f 5.234 08 GHz 1.447 dBm
3 Δ1 f (Δ) 40.40 MHz (Δ) -0.919 dB

D.2 Maximum conducted output power

Test Result Channel Power

Test Mode	Antenna	Frequency[MHz]	Result [dBm]	Limit [dBm]	Verdict
11A	Ant1	5180	12.57	≤23.98	PASS
		5220	12.54	≤23.98	PASS
		5240	12.51	≤23.98	PASS
11N20SISO	Ant1	5180	12.41	≤23.98	PASS
		5220	12.10	≤23.98	PASS
		5240	12.09	≤23.98	PASS
11N40SISO	Ant1	5190	12.32	≤23.98	PASS
		5230	11.98	≤23.98	PASS
11AC20SISO	Ant1	5180	12.22	≤23.98	PASS
		5220	12.12	≤23.98	PASS
		5240	12.12	≤23.98	PASS
11AC40SISO	Ant1	5190	12.14	≤23.98	PASS
		5230	12.01	≤23.98	PASS
11AX20SISO	Ant1	5180	10.47	≤23.98	PASS
		5220	10.41	≤23.98	PASS
		5240	10.52	≤23.98	PASS
11AX40SISO	Ant1	5190	10.58	≤23.98	PASS
		5230	10.51	≤23.98	PASS

Note：The Duty Cycle Factor is compensated in the graph.

D.3 Maximum power spectral density

Test Result

TestMode	Antenna	Frequency[MHz]	Result [dBm/MHz]	Limit[dBm/MHz]	Verdict
11A	Ant1	5180	2	≤11.00	PASS
		5220	1.95	≤11.00	PASS
		5240	1.95	≤11.00	PASS
11N20SISO	Ant1	5180	1.69	≤11.00	PASS
		5220	1.53	≤11.00	PASS
		5240	1.6	≤11.00	PASS
11N40SISO	Ant1	5190	-1.05	≤11.00	PASS
		5230	-1.47	≤11.00	PASS
11AC20SISO	Ant1	5180	1.69	≤11.00	PASS
		5220	1.5	≤11.00	PASS
		5240	1.52	≤11.00	PASS
11AC40SISO	Ant1	5190	-1.23	≤11.00	PASS
		5230	-1.44	≤11.00	PASS
11AX20SISO	Ant1	5180	-0.12	≤11.00	PASS
		5220	-0.16	≤11.00	PASS
		5240	0	≤11.00	PASS
11AX40SISO	Ant1	5190	-2.87	≤11.00	PASS
		5230	-2.9	≤11.00	PASS

Note：1.The Result and Limit Unit is dBm/500 kHz in the band 5.725–5.85 GHz.
2.The Duty Cycle Factor and RBW Factor is compensated in the graph.

Test Graphs

11A_Ant1_5180

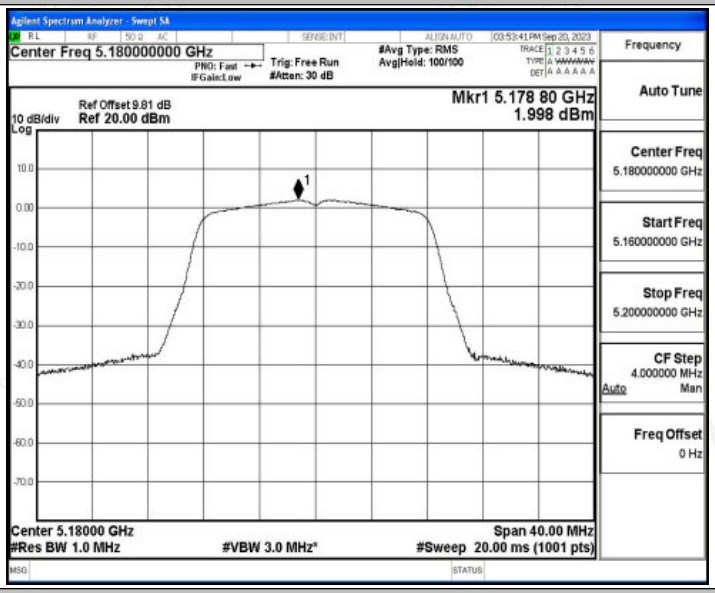

11A_Ant1_5220

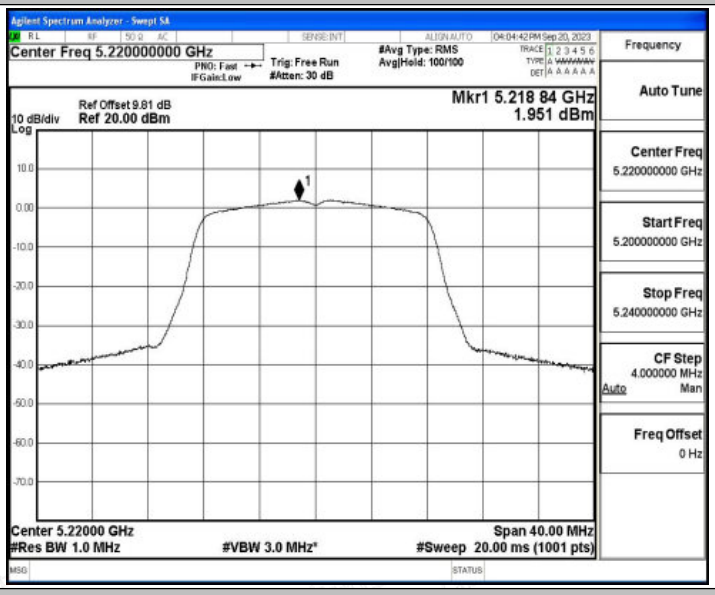

11A_Ant1_5240

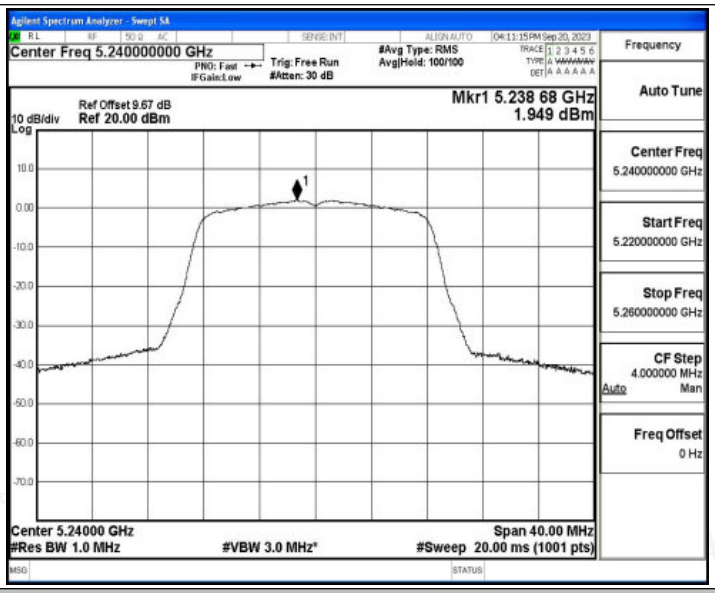

11N20SISO_Ant1_5180

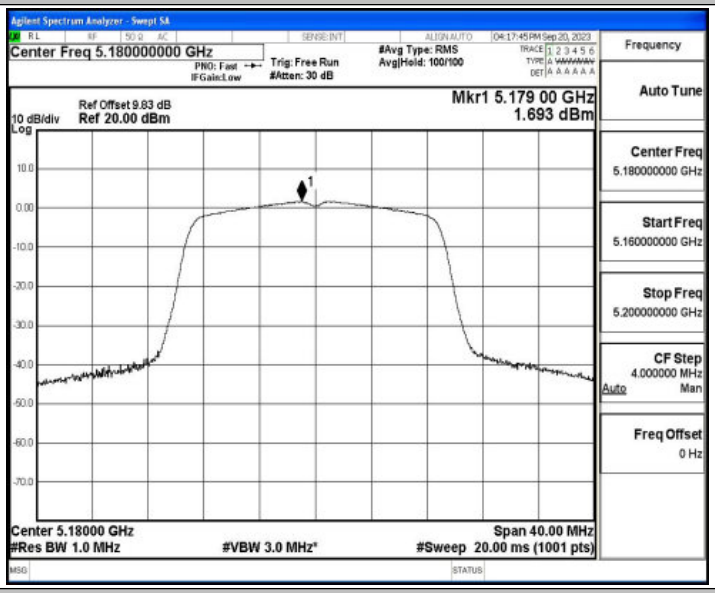

11N20SISO_Ant1_5220

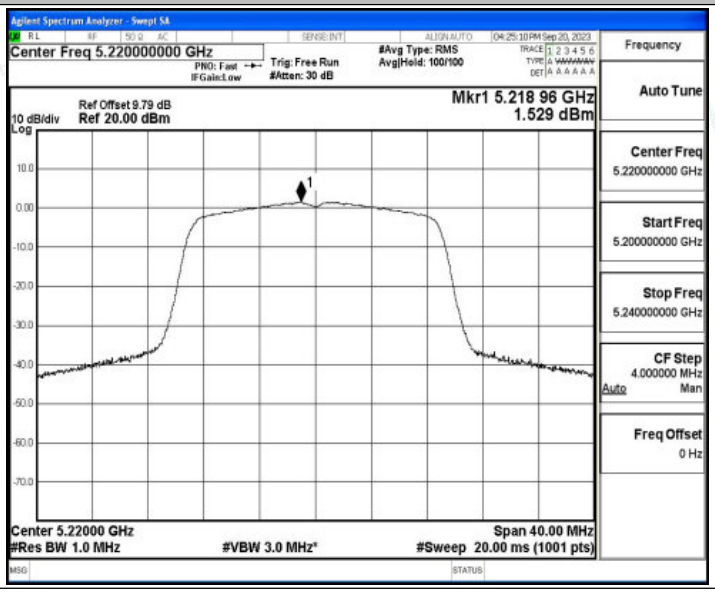

11N20SISO_Ant1_5240

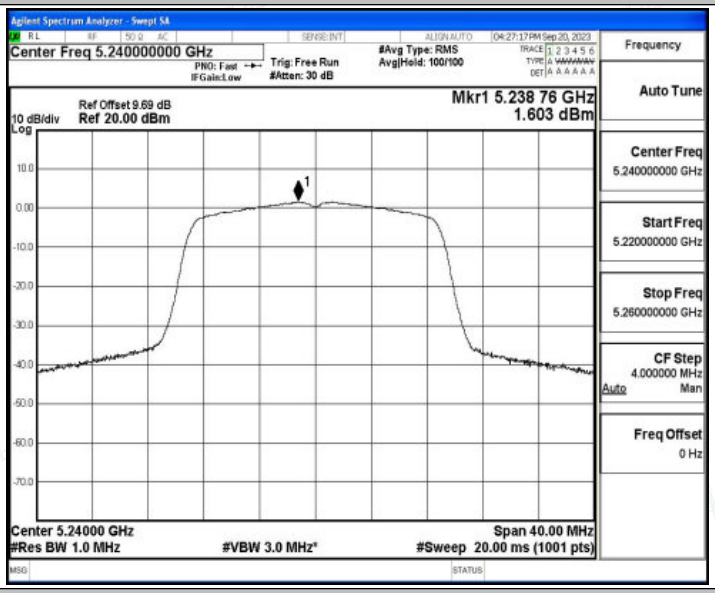

11N40SISO_Ant1_5190

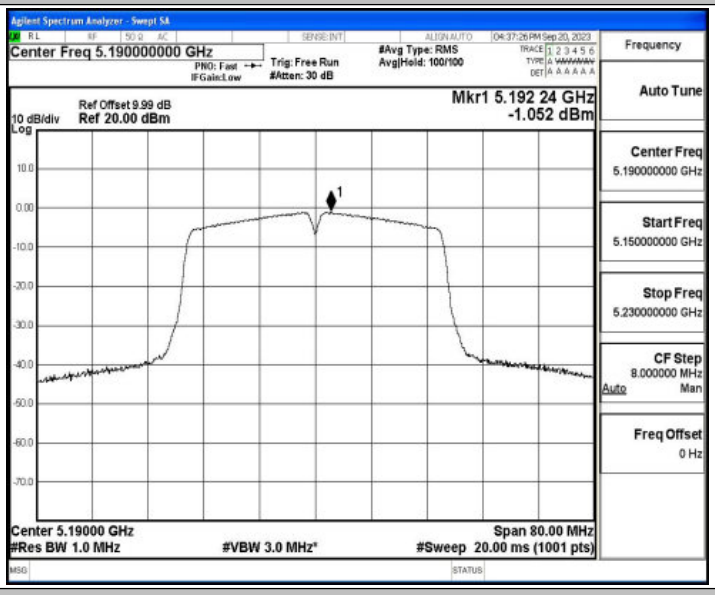

11N40SISO_Ant1_5230

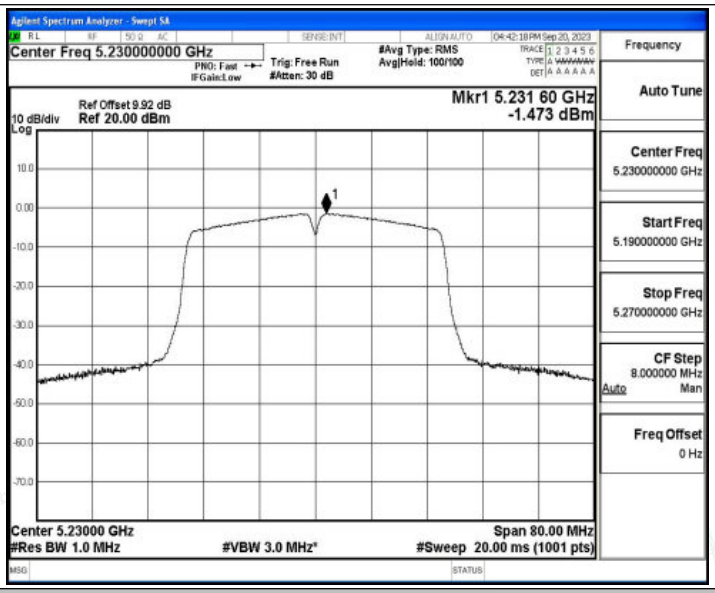

11AC20SISO_Ant1_5180

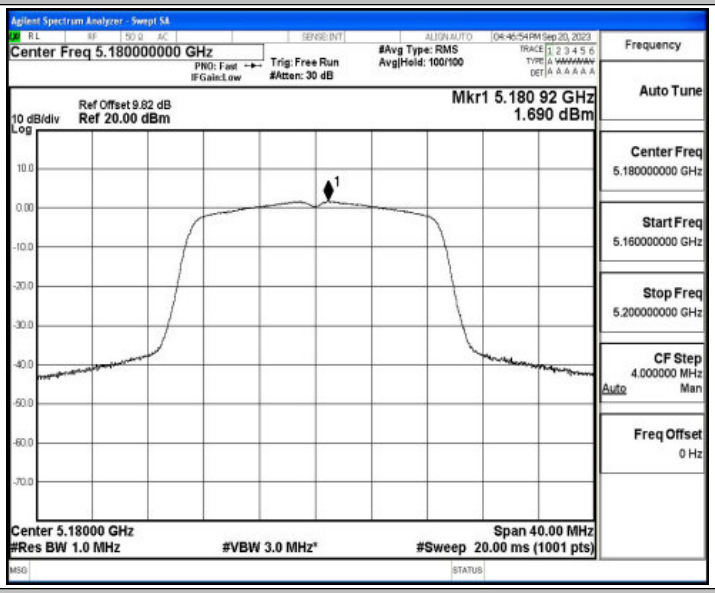

11AC20SISO_Ant1_5220

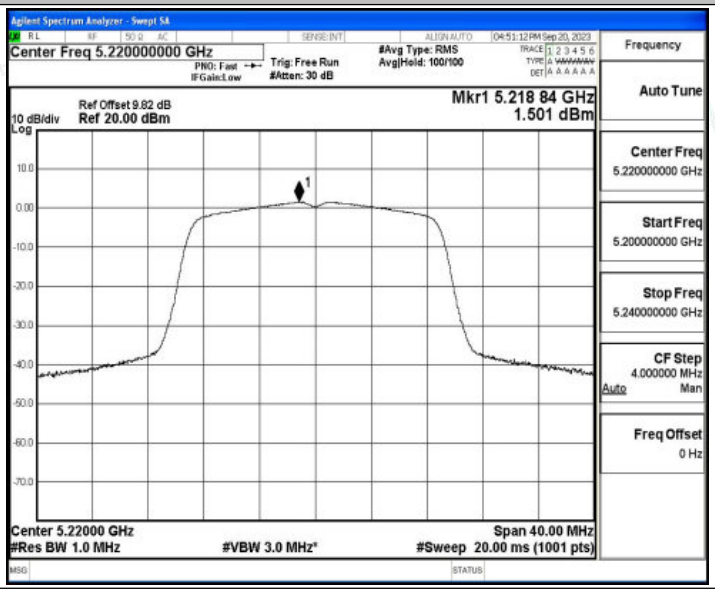

11AC20SISO_Ant1_5240

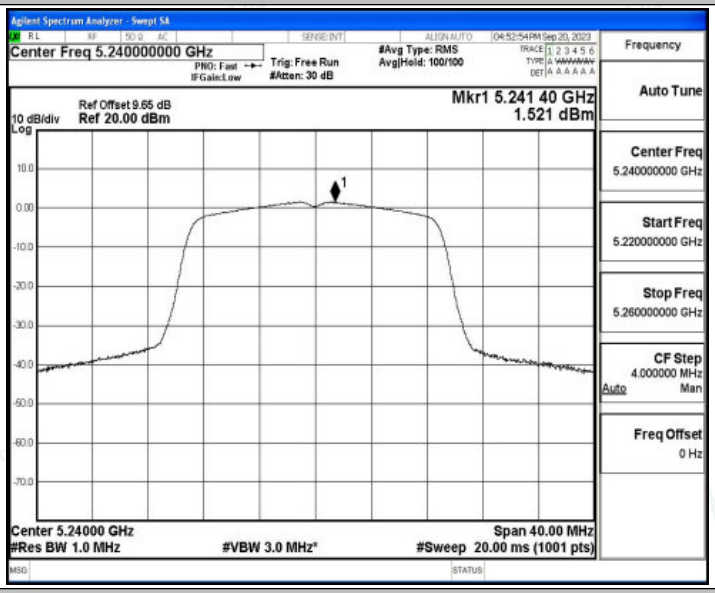

11AC40SISO_Ant1_5190

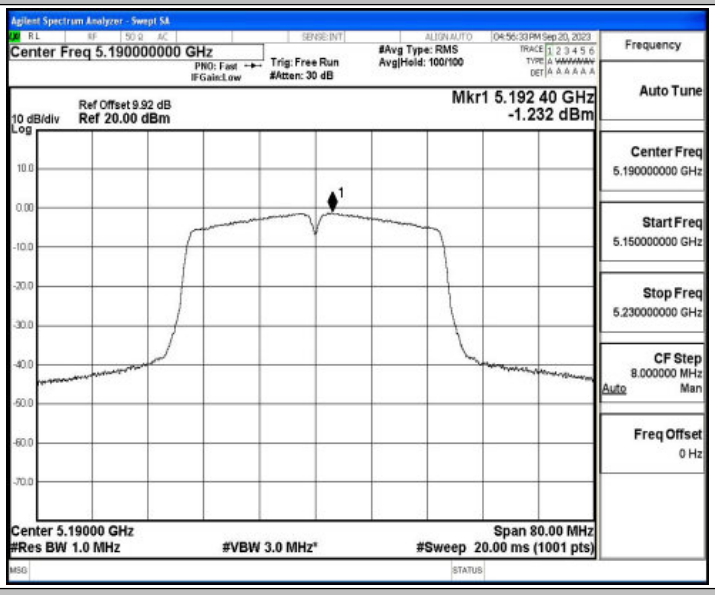

11AC40SISO_Ant1_5230

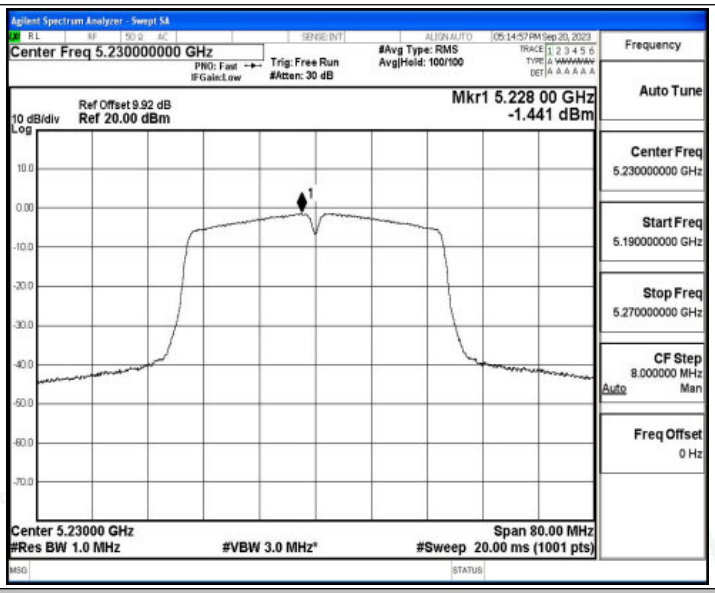

11AX20SISO_Ant1_5180

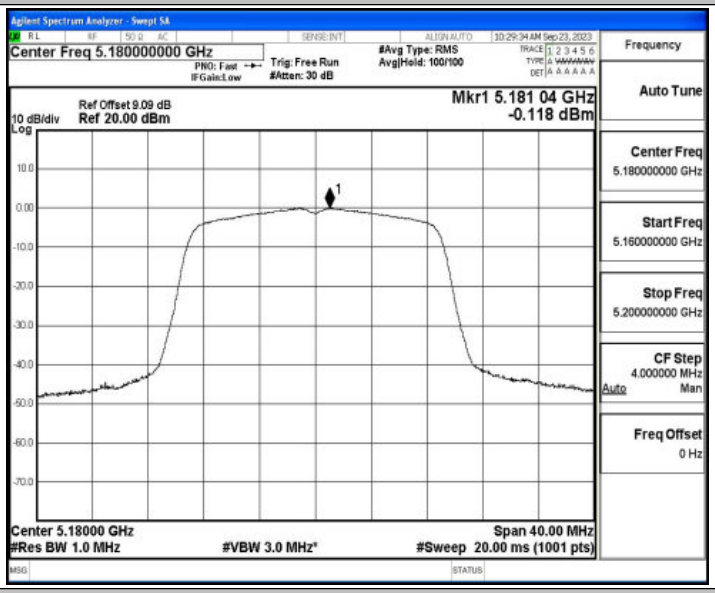

11AX20SISO_Ant1_5220

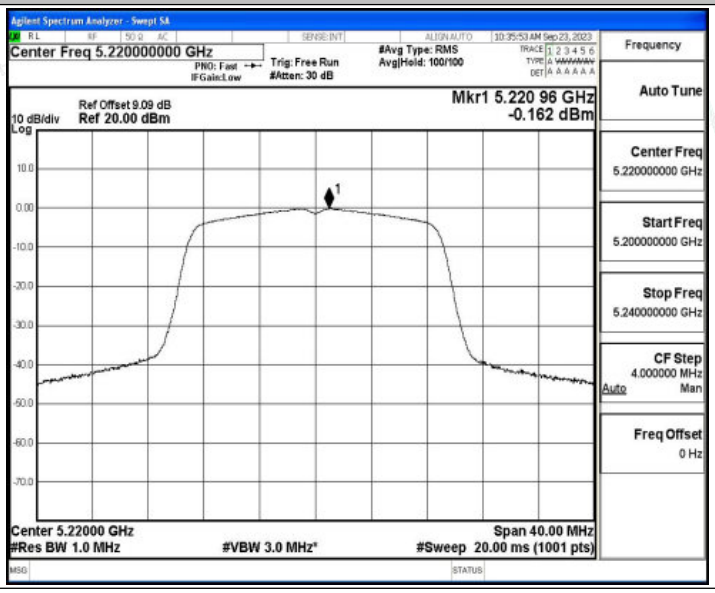

11AX20SISO_Ant1_5240

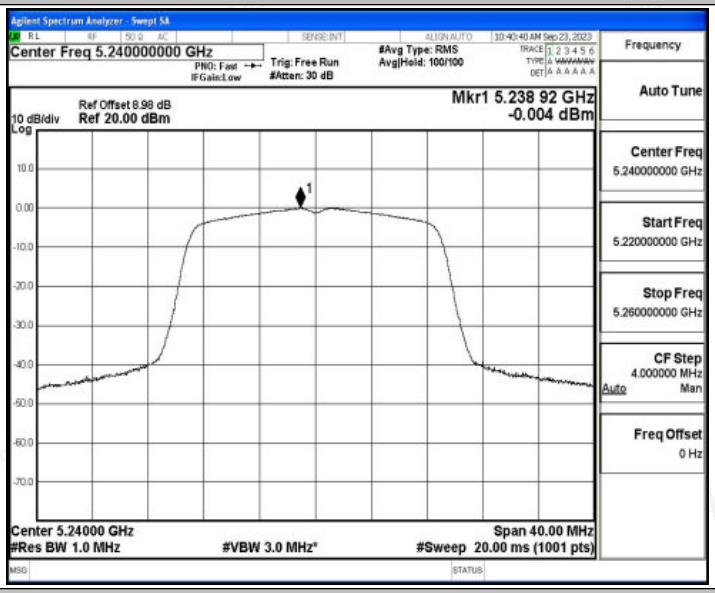

11AX40SISO_Ant1_5190

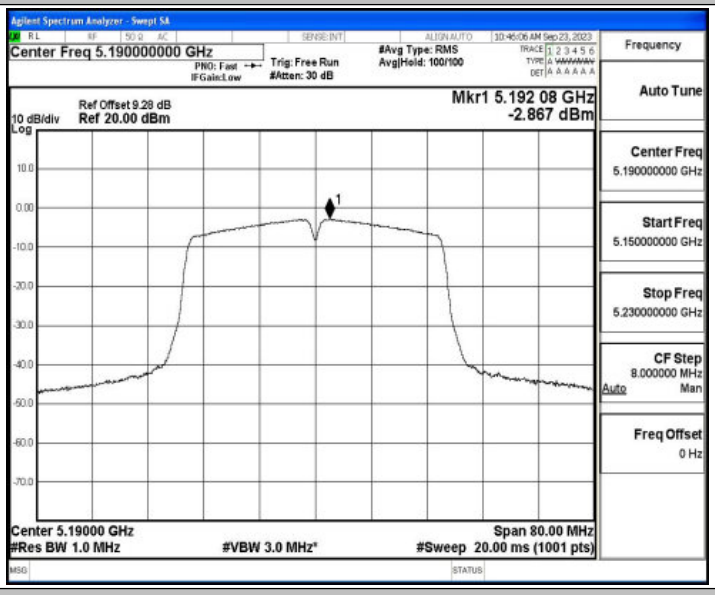

11AX40SISO_Ant1_5230

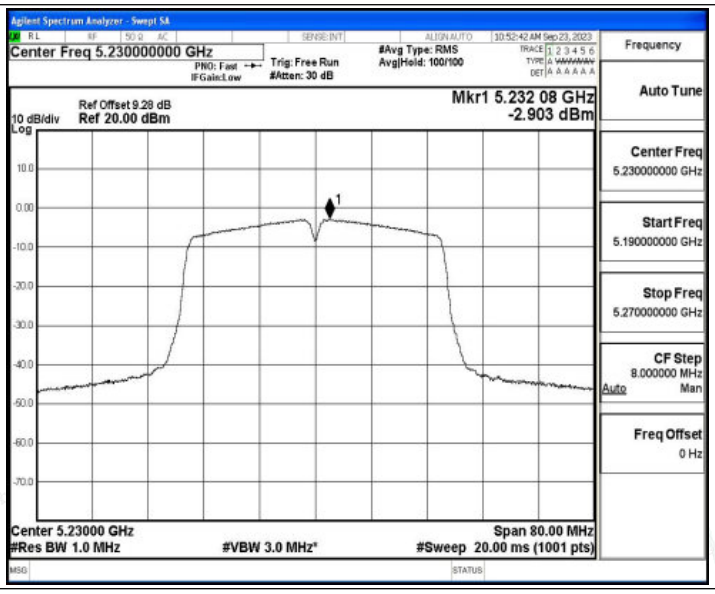
Agilent Spectrum Analyzer - Swept SA
Center Freq 5.230000000 GHz
PNO: Fast
IFGain:Low
Trig: Free Run
#Atten: 30 dB
#Avg Type: RMS
Avg|Hold: 100/100
10:52:42 AM Sep 23, 2023
Frequency
Auto Tune
Ref Offset 9.28 dB
10 dB/div Ref 20.00 dBm
Log
Mkr1 5.232 08 GHz
-2.903 dBm
Center Freq
5.230000000 GHz
Start Freq
5.190000000 GHz
Stop Freq
5.270000000 GHz
CF Step
8.000000 MHz
Auto Man
Freq Offset
0 Hz
Center 5.23000 GHz
#Res BW 1.0 MHz
#VBW 3.0 MHz*
Span 80.00 MHz
#Sweep 20.00 ms (1001 pts)

D.4 Emissions in Restricted Bands

Test Result

TestMode	Antenna	ChName	Frequency[MHz]	Detector	Freq [MHz]	Result [dBm]	Gain (dBi)	E (dBuV/m)	Limit [dBuV/m]	Verdict
11A	Ant1	Low	5180	AV	4500.000	-57.77	2.36	39.82	≤54	PASS
				AV	5149.600	-44.81	2.36	52.78	≤54	PASS
				AV	5150.000	-44.45	2.36	53.14	≤54	PASS
				Peak	4500.000	-50.25	2.36	47.34	≤74	PASS
				Peak	5148.200	-35.99	2.36	61.60	≤74	PASS
				Peak	5150.000	-36.77	2.36	60.82	≤74	PASS
		High	5240	AV	5350.000	-54.07	2.36	43.52	≤54	PASS
				AV	5351.520	-54.06	2.36	43.53	≤54	PASS
				AV	5460.000	-56.05	2.36	41.54	≤54	PASS
				Peak	5350.000	-50.55	2.36	47.04	≤74	PASS
				Peak	5401.680	-47.27	2.36	50.32	≤74	PASS
				Peak	5460.000	-50.72	2.36	46.87	≤74	PASS
11N20 SISO	Ant1	Low	5180	AV	4500.000	-57.92	2.36	39.67	≤54	PASS
				AV	5149.600	-45.63	2.36	51.96	≤54	PASS
				AV	5150.000	-45.67	2.36	51.92	≤54	PASS
				Peak	4500.000	-50.65	2.36	46.94	≤74	PASS
				Peak	5143.300	-35.57	2.36	62.02	≤74	PASS
				Peak	5150.000	-36.21	2.36	61.38	≤74	PASS
		High	5240	AV	5350.000	-54.13	2.36	43.46	≤54	PASS
				AV	5352.000	-53.88	2.36	43.71	≤54	PASS
				AV	5460.000	-56.21	2.36	41.38	≤54	PASS
				Peak	5350.000	-48.66	2.36	48.93	≤74	PASS
				Peak	5400.000	-45.38	2.36	52.21	≤74	PASS
				Peak	5460.000	-51.84	2.36	45.75	≤74	PASS
11N40 SISO	Ant1	Low	5190	AV	4500.000	-57.64	2.36	39.95	≤54	PASS
				AV	5149.600	-50.28	2.36	47.31	≤54	PASS
				AV	5150.000	-50.98	2.36	46.61	≤54	PASS
				Peak	4500.000	-50.74	2.36	46.85	≤74	PASS
				Peak	5144.000	-43.23	2.36	54.36	≤74	PASS
				Peak	5150.000	-40.82	2.36	56.77	≤74	PASS
		High	5230	AV	5350.000	-53.49	2.36	44.10	≤54	PASS
				AV	5350.280	-53.44	2.36	44.15	≤54	PASS
				AV	5460.000	-55.98	2.36	41.61	≤54	PASS
				Peak	5350.000	-48.4	2.36	49.19	≤74	PASS
				Peak	5363.280	-44.13	2.36	53.46	≤74	PASS
				Peak	5460.000	-49.82	2.36	47.77	≤74	PASS
11AC2	Ant1	Low	5180	AV	4500.000	-57.81	2.36	39.78	≤54	PASS

0SISO				AV	5149.600	-44.78	2.36	52.81	≤54	PASS
				AV	5150.000	-44.92	2.36	52.67	≤54	PASS
				Peak	4500.000	-49.96	2.36	47.63	≤74	PASS
				Peak	5146.800	-34.38	2.36	63.21	≤74	PASS
				Peak	5150.000	-36.49	2.36	61.10	≤74	PASS
		High	5240	AV	5350.000	-54.05	2.36	43.54	≤54	PASS
				AV	5351.760	-53.74	2.36	43.85	≤54	PASS
				AV	5460.000	-56.12	2.36	41.47	≤54	PASS
				Peak	5350.000	-47.14	2.36	50.45	≤74	PASS
				Peak	5355.600	-45.5	2.36	52.09	≤74	PASS
				Peak	5460.000	-49.73	2.36	47.86	≤74	PASS
11AC4 0SISO	Ant1	Low	5190	AV	4500.000	-57.67	2.36	39.92	≤54	PASS
				AV	5137.700	-51.94	2.36	45.65	≤54	PASS
				AV	5150.000	-52.21	2.36	45.38	≤54	PASS
				Peak	4500.000	-52.33	2.36	45.26	≤74	PASS
				Peak	5130.000	-44.93	2.36	52.66	≤74	PASS
				Peak	5150.000	-46.92	2.36	50.67	≤74	PASS
		High	5230	AV	5350.000	-53.63	2.36	43.96	≤54	PASS
				AV	5350.540	-53.55	2.36	44.04	≤54	PASS
				AV	5460.000	-55.82	2.36	41.77	≤54	PASS
				Peak	5350.000	-47.88	2.36	49.71	≤74	PASS
				Peak	5352.100	-44.04	2.36	53.55	≤74	PASS
				Peak	5460.000	-51.39	2.36	46.20	≤74	PASS
11AX20 SISO	Ant1	Low	5180	AV	4500.000	-58.5	2.36	39.09	≤54	PASS
				AV	5148.900	-48.54	2.36	49.05	≤54	PASS
				AV	5150.000	-48.46	2.36	49.13	≤54	PASS
				Peak	4500.000	-51.74	2.36	45.85	≤74	PASS
				Peak	5149.600	-46.17	2.36	51.42	≤74	PASS
				Peak	5150.000	-50.01	2.36	47.58	≤74	PASS
		High	5240	AV	5350.000	-54.79	2.36	42.80	≤54	PASS
				AV	5351.760	-54.74	2.36	42.85	≤54	PASS
				AV	5460.000	-56.74	2.36	40.85	≤54	PASS
				Peak	5350.000	-52.4	2.36	45.19	≤74	PASS
				Peak	5362.320	-46.31	2.36	51.28	≤74	PASS
				Peak	5460.000	-52.51	2.36	45.08	≤74	PASS
11AX40 SISO	Ant1	Low	5190	AV	4500.000	-58.39	2.36	39.20	≤54	PASS
				AV	5148.200	-42.98	2.36	54.61	≤54	PASS
				AV	5150.000	-43.22	2.36	54.37	≤54	PASS
				Peak	4500.000	-54.33	2.36	43.26	≤74	PASS
				Peak	5149.600	-35.46	2.36	62.13	≤74	PASS
				Peak	5150.000	-42.93	2.36	54.66	≤74	PASS
		High	5230	AV	5350.000	-54.56	2.36	43.03	≤54	PASS
				AV	5352.100	-54.28	2.36	43.31	≤54	PASS

				AV	5460.000	-56.45	2.36	41.14	≤54	PASS
				Peak	5350.000	-48.18	2.36	49.41	≤74	PASS
				Peak	5352.360	-46.23	2.36	51.36	≤74	PASS
				Peak	5460.000	-50.89	2.36	46.70	≤74	PASS

Note:

1. The Antenna Gain is compensated in the graph.
2. For transmitters operating in 5150-5350 GHz band and 5470-5725 GHz band: The limit in dBm for average detector is conversion from 54dBuV/m, according to 15.209(a). The limit in dBm for peak detector is 20dB above the limit of average detector in dBm.

Test Graphs

11A_Ant1_Low_5180_AV

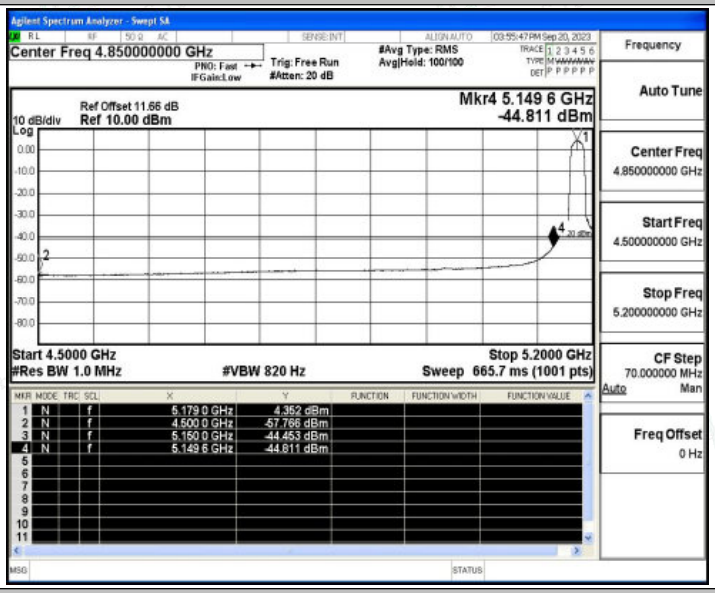

11A_Ant1_Low_5180_Peak

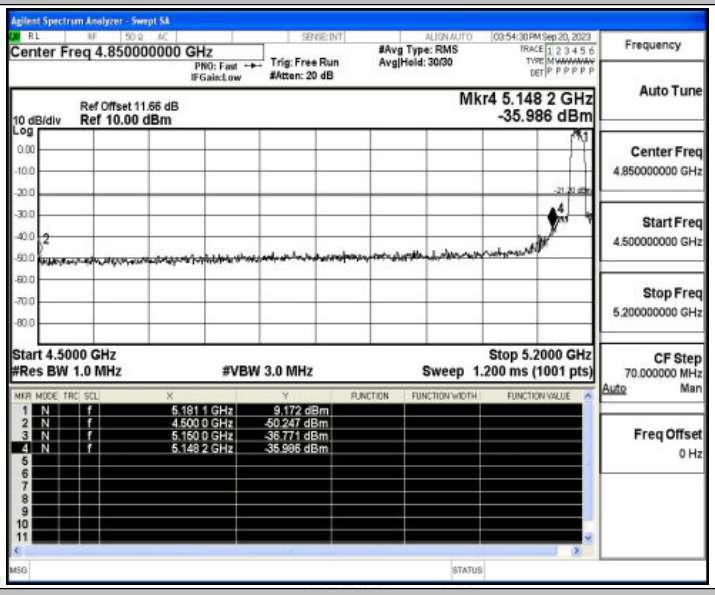

11A_Ant1_High_5240_AV

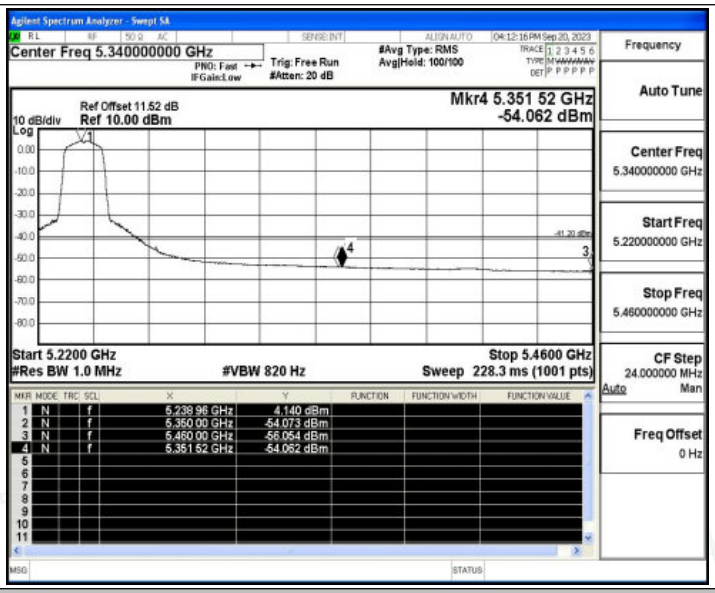

11A_Ant1_High_5240_Peak

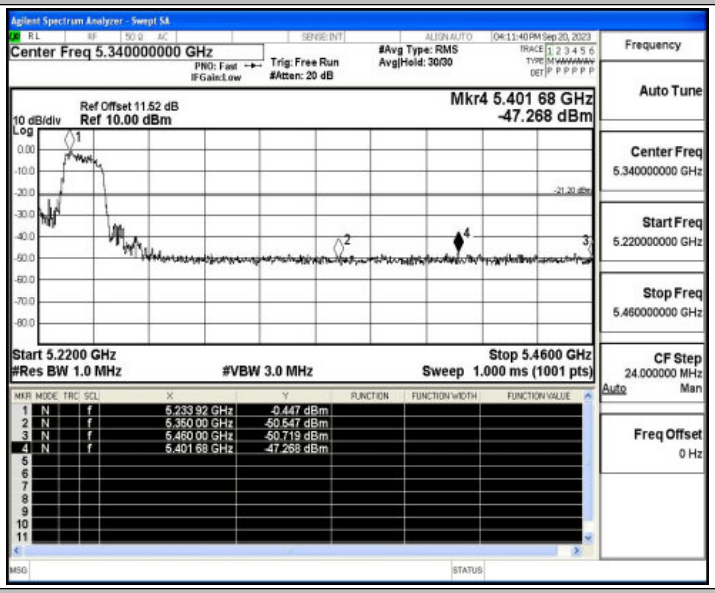

11N20SISO_Ant1_Low_5180_AV

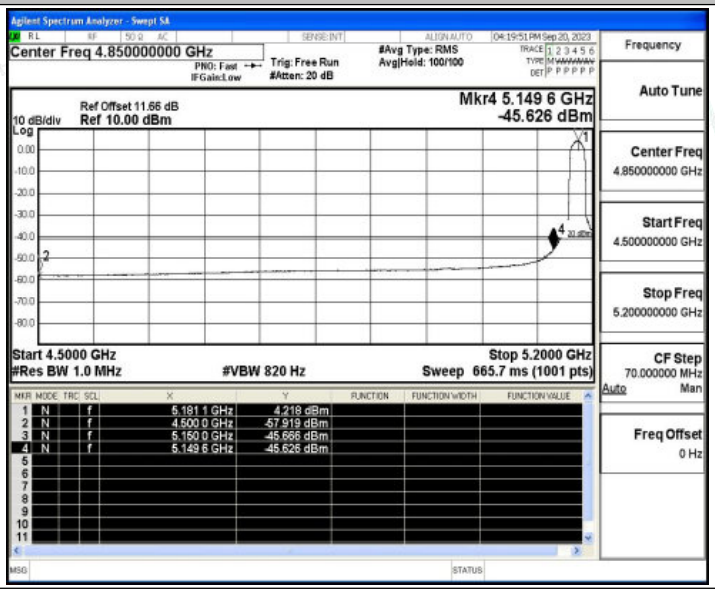

11N20SISO_Ant1_Low_5180_Peak
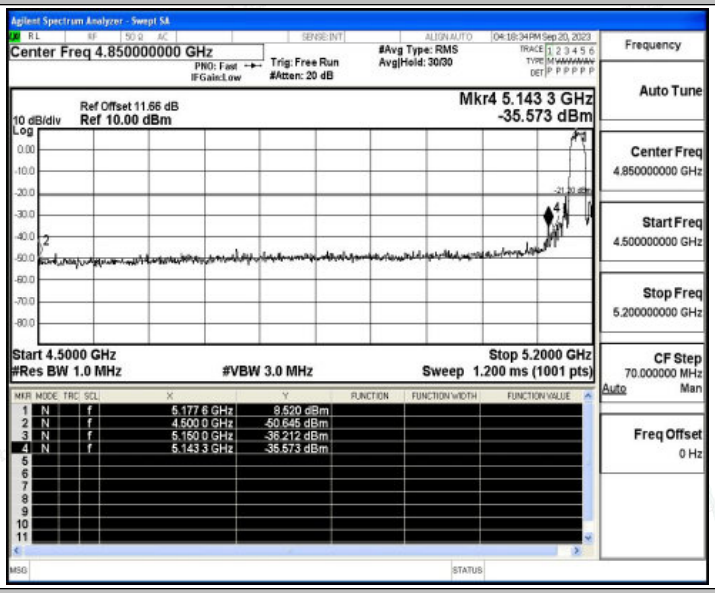
11N20SISO_Ant1_High_5240_AV
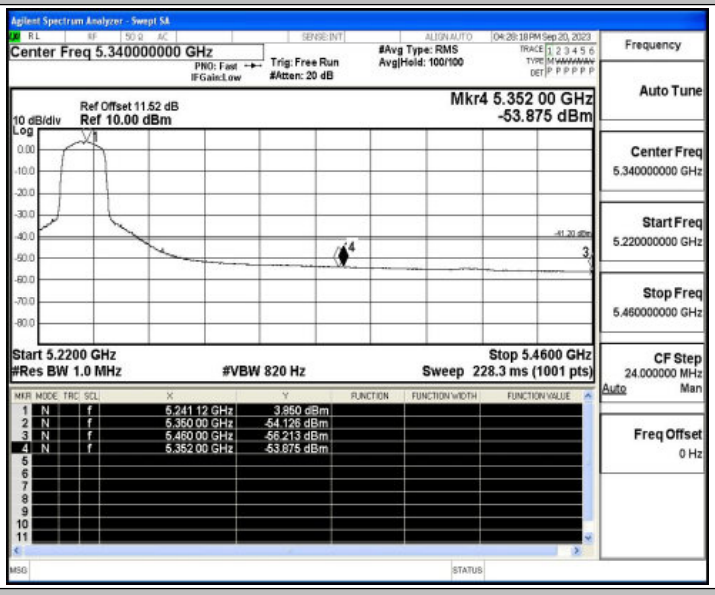
11N20SISO_Ant1_High_5240_Peak

Shenzhen LCS Compliance Testing Laboratory Ltd.
Add: 101, 201 Bldg A & 301 Bldg C, Juji Industrial Park Yabianxueziwei, Shajing Street, Baoan District, Shenzhen, 518000, China
Tel: +(86) 0755-82591330 | E-mail: webmaster@lcs-cert.com | Web: www.lcs-cert.com
Scan code to check authenticity

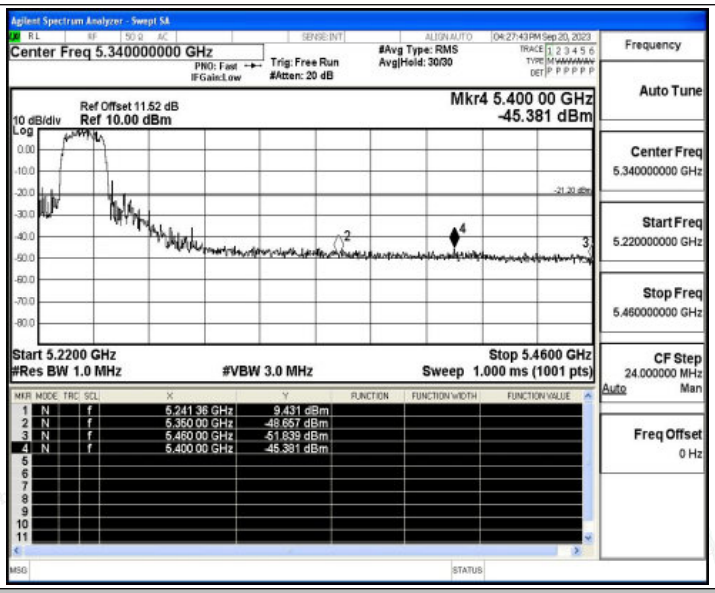

11N40SISO_Ant1_Low_5190_AV

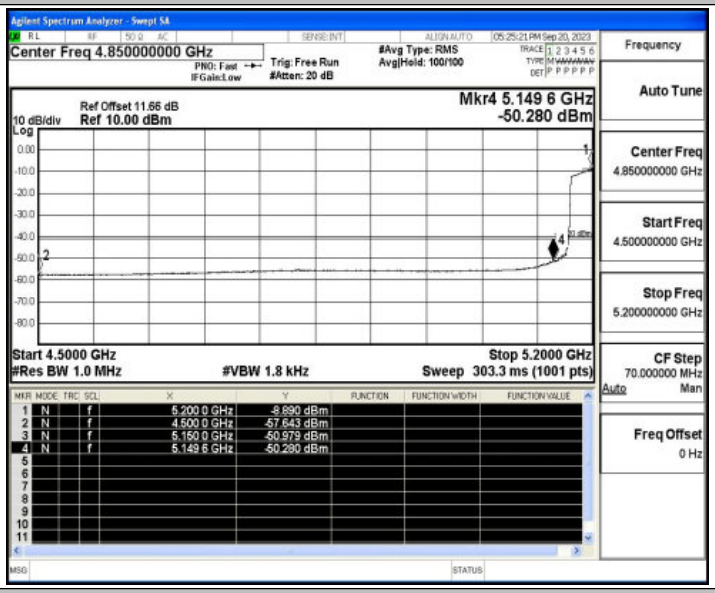

11N40SISO_Ant1_Low_5190_Peak

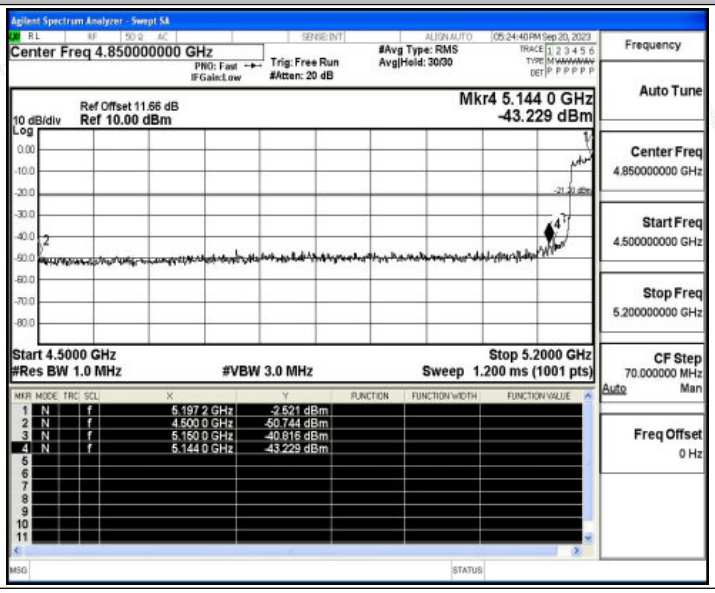

11N40SISO_Ant1_High_5230_AV
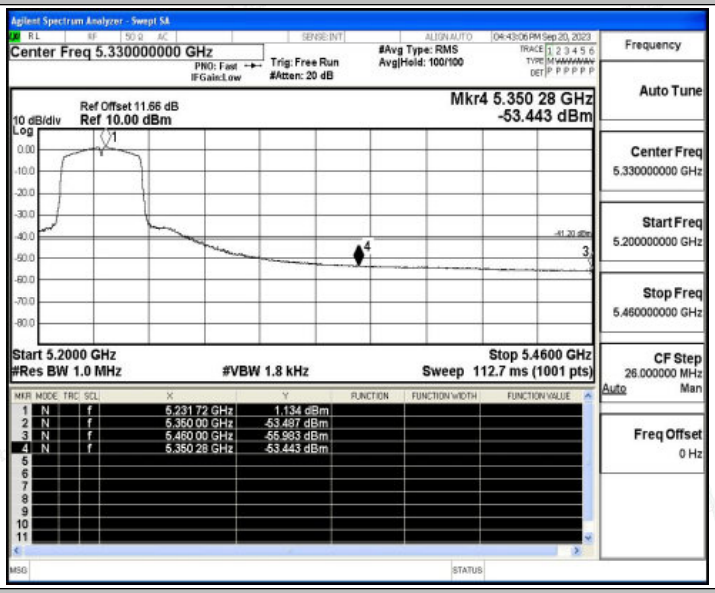
11N40SISO_Ant1_High_5230_Peak
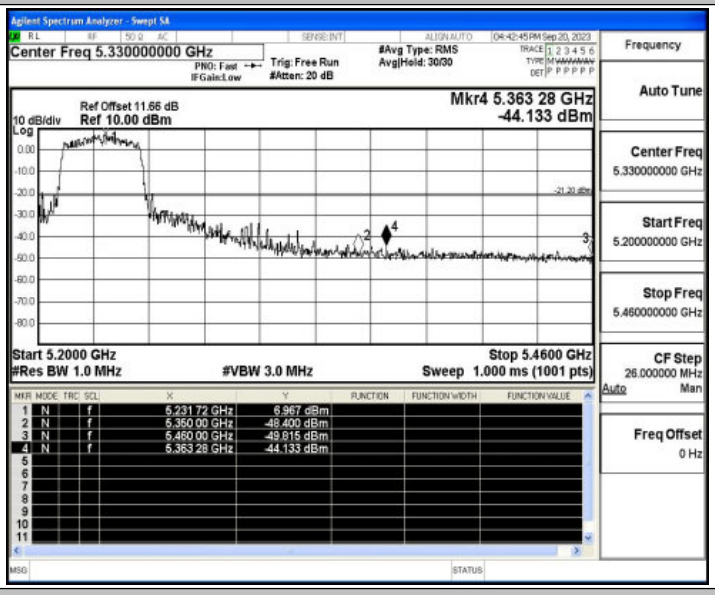
11AC20SISO_Ant1_Low_5180_AV

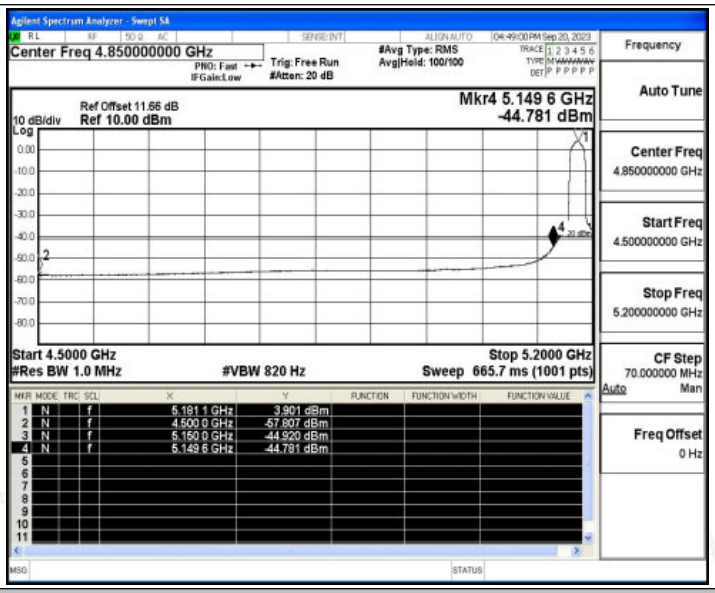

11AC20SISO_Ant1_Low_5180_Peak

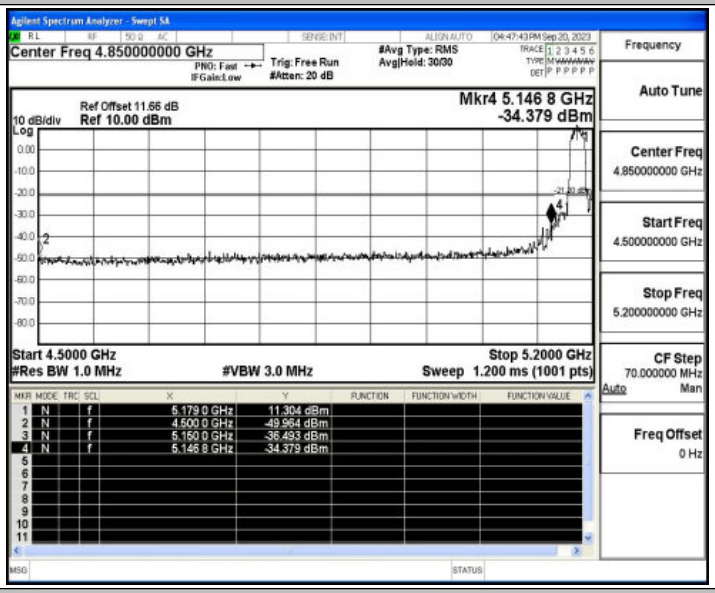

11AC20SISO_Ant1_High_5240_AV

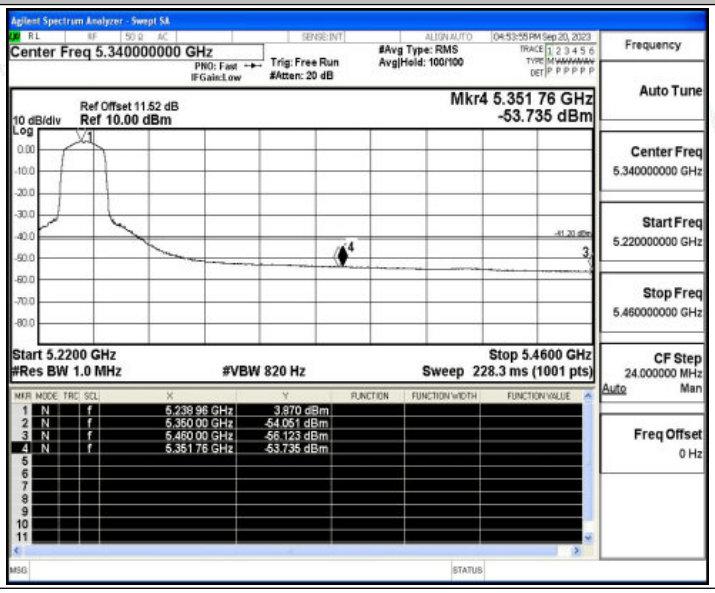

11AC20SISO_Ant1_High_5240_Peak

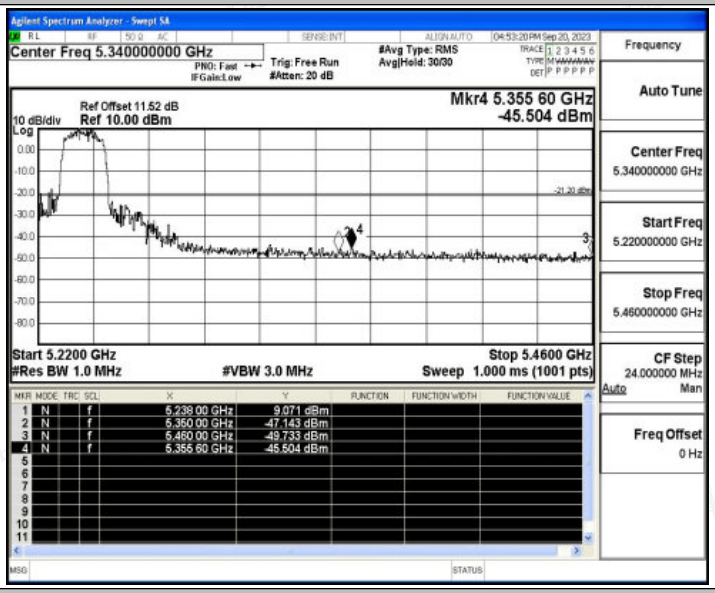

11AC40SISO_Ant1_Low_5190_AV

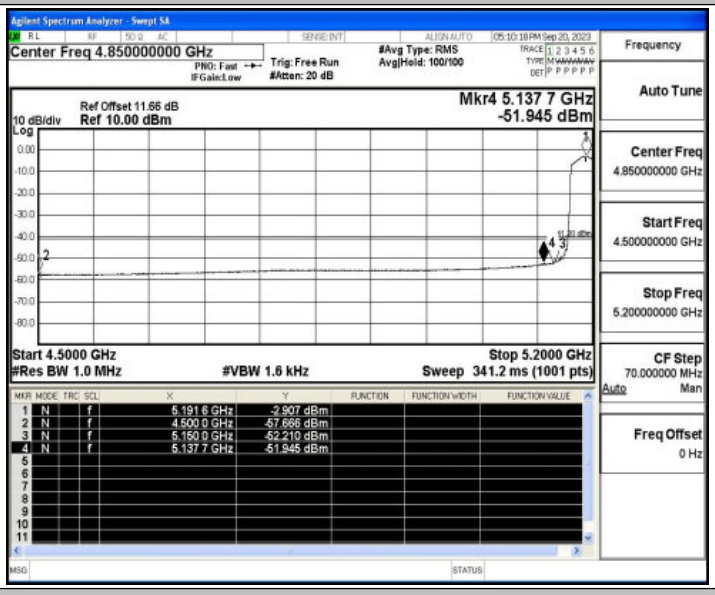

11AC40SISO_Ant1_Low_5190_Peak

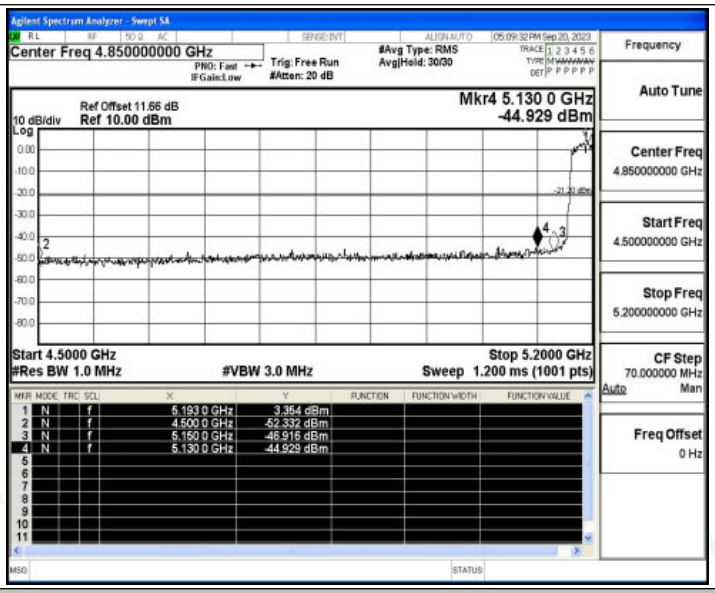

11AC40SISO_Ant1_High_5230_AV

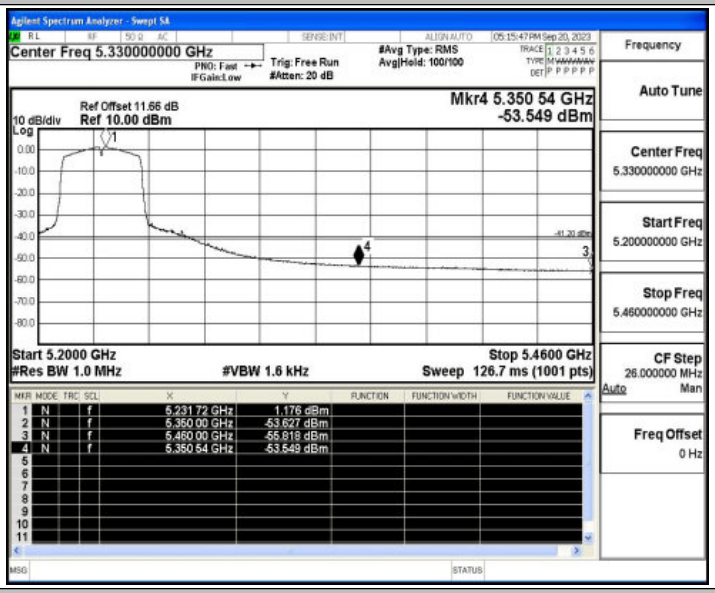

11AC40SISO_Ant1_High_5230_Peak

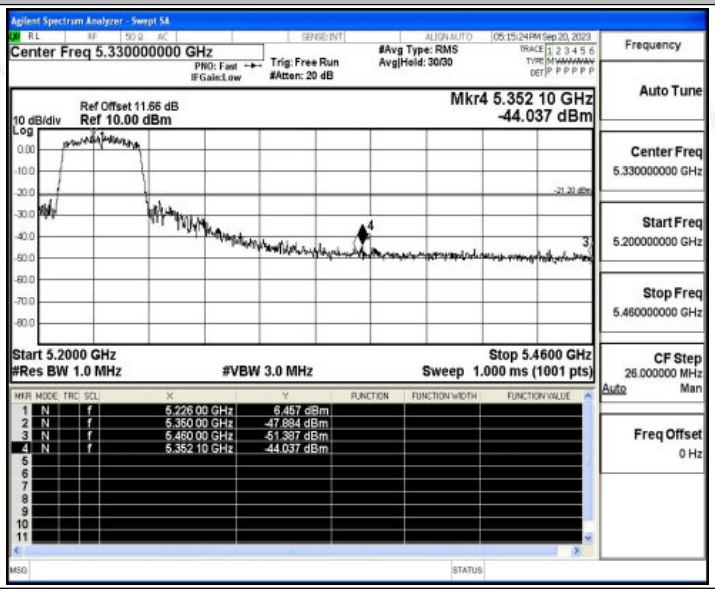

11AX20SISO_Ant1_Low_5180_AV

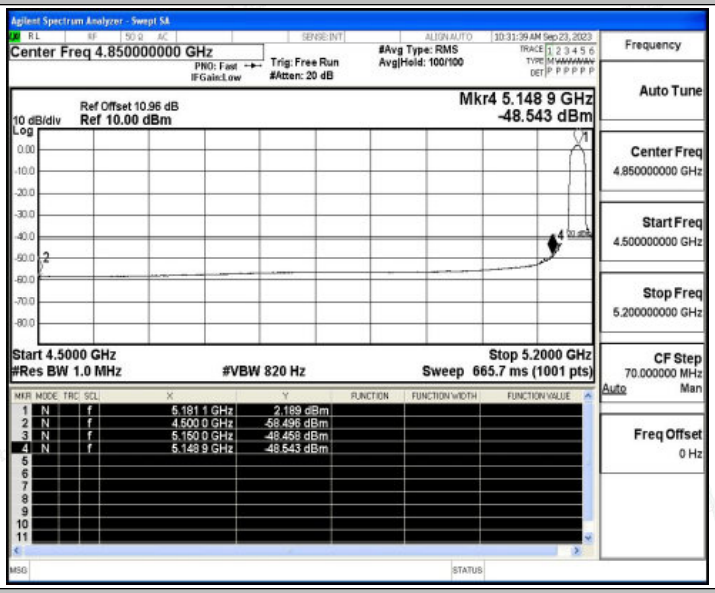

11AX20SISO_Ant1_Low_5180_Peak

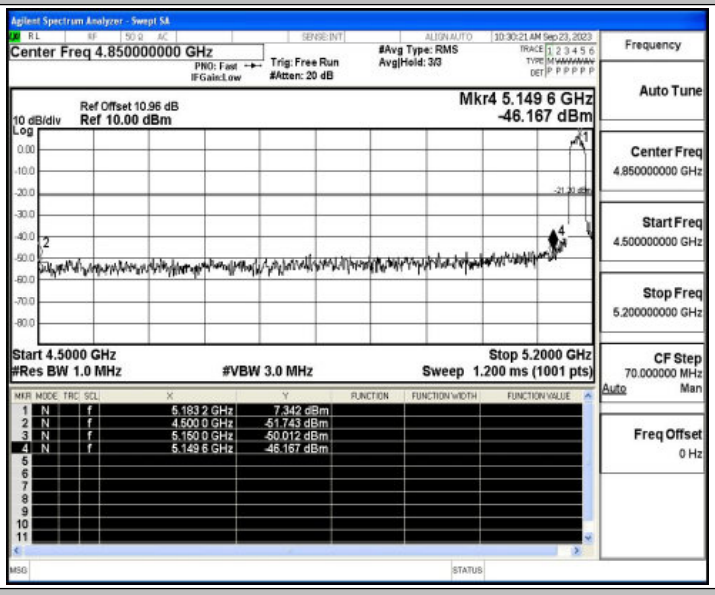

11AX20SISO_Ant1_High_5240_AV

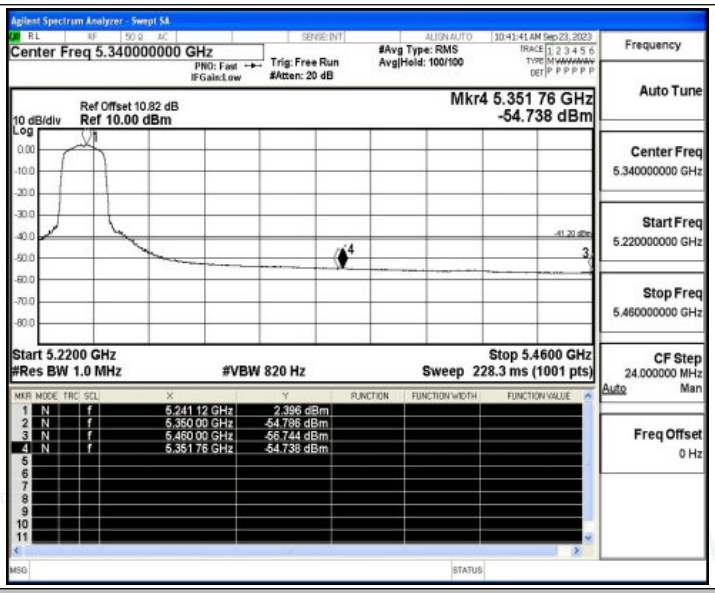

11AX20SISO_Ant1_High_5240_Peak

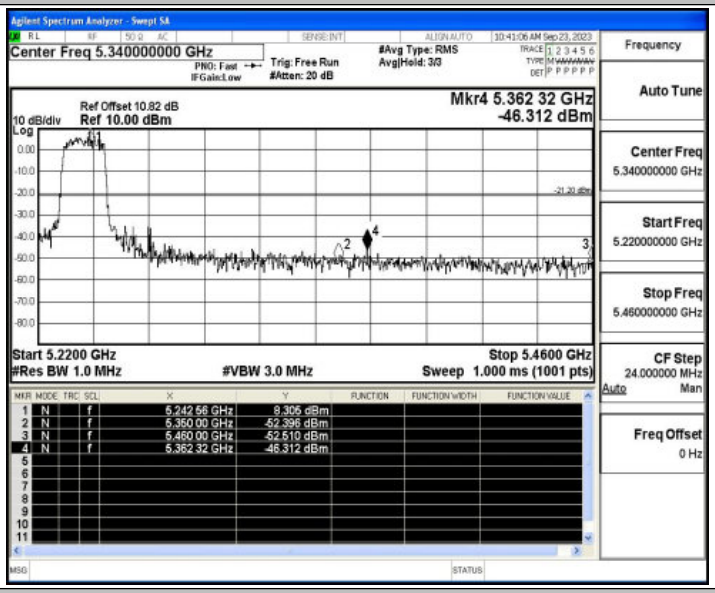

11AX40SISO_Ant1_Low_5190_AV

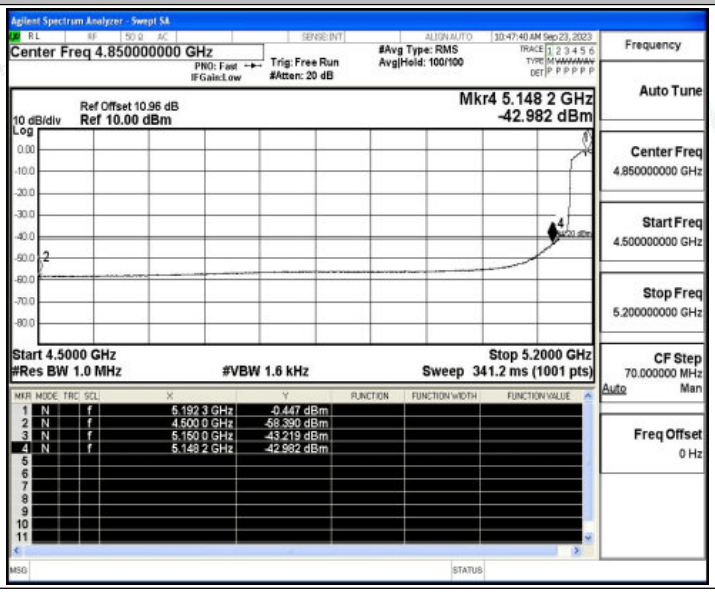

11AX40SISO_Ant1_Low_5190_Peak

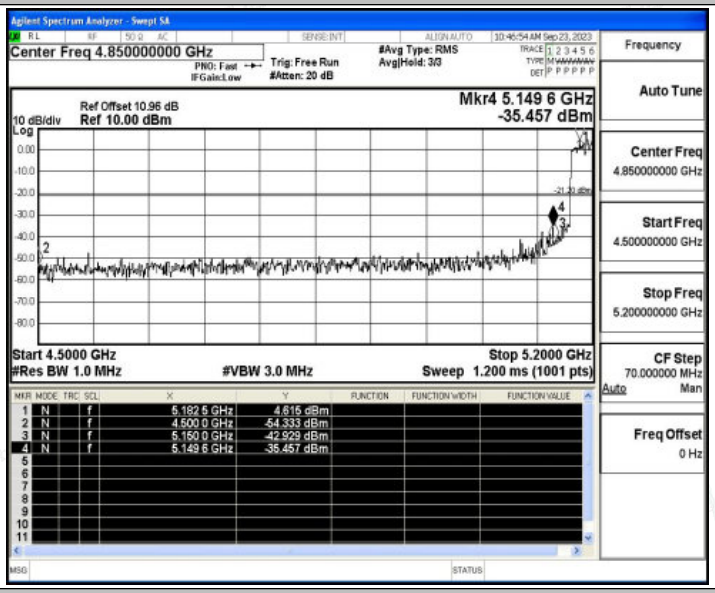

11AX40SISO_Ant1_High_5230_AV

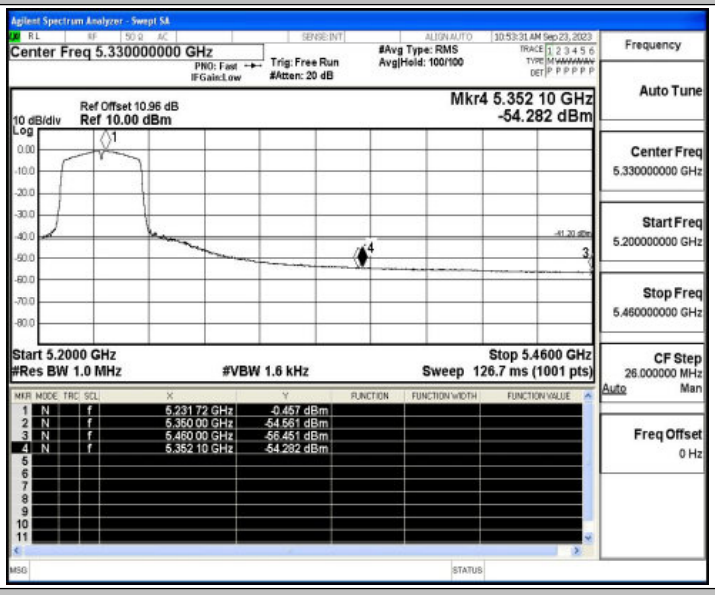

11AX40SISO_Ant1_High_5230_Peak

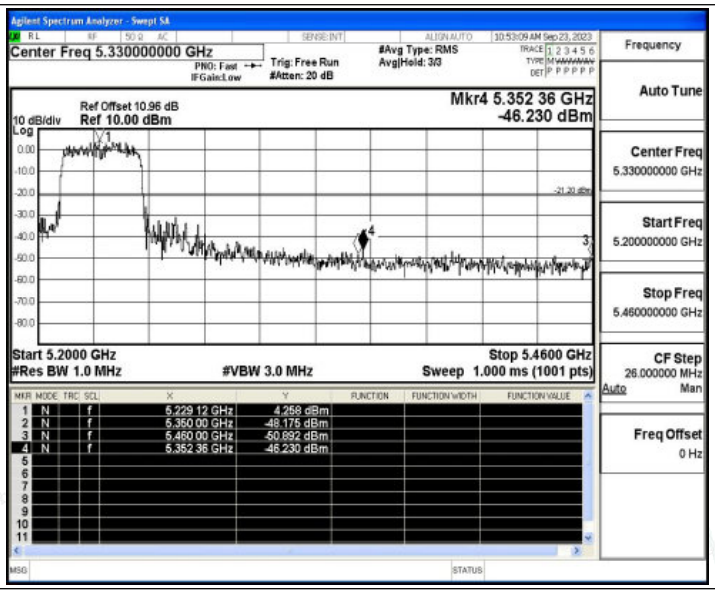
Agilent Spectrum Analyzer - Swept SA
Center Freq 5.330000000 GHz
PNO: Fast
IFGain:Low
Trig: Free Run
#Atten: 20 dB
#Avg Type: RMS
Avg|Hold: 3/3
10:53:09 AM Sep 23, 2023
Ref Offset 10.96 dB
10 dB/div Ref 10.00 dBm
Log
Mkr4 5.352 36 GHz
-46.230 dBm
Start 5.2000 GHz
#Res BW 1.0 MHz
#VBW 3.0 MHz
Stop 5.4600 GHz
Sweep 1.000 ms (1001 pts)
1 N f 5.229 12 GHz 4.258 dBm
2 N f 5.350 00 GHz -48.175 dBm
3 N f 5.460 00 GHz -50.892 dBm
4 N f 5.352 36 GHz -46.230 dBm
Frequency
Auto Tune
Center Freq
5.330000000 GHz
Start Freq
5.200000000 GHz
Stop Freq
5.460000000 GHz
CF Step
26.000000 MHz
Auto Man
Freq Offset
0 Hz

D.5 Frequency Stability

Test Result

Voltage								
TestMode	Antenna	Frequency[MHz]	Voltage [Vdc]	Temperature (℃)	Deviation (Hz)	Deviation (ppm)	Limit (ppm)	Verdict
11A	Ant1	5180	NV	NT	20000.00	3.861004	20	PASS
			LV	NT	-20000.00	-3.861004	20	PASS
			HV	NT	-20000.00	-3.861004	20	PASS
		5220	NV	NT	0.00	0.000000	20	PASS
			LV	NT	0.00	0.000000	20	PASS
			HV	NT	0.00	0.000000	20	PASS
		5240	NV	NT	20000.00	3.816794	20	PASS
			LV	NT	0.00	0.000000	20	PASS
			HV	NT	20000.00	3.816794	20	PASS
11N40SISO	Ant1	5190	NV	NT	40000.00	7.707129	20	PASS
			LV	NT	40000.00	7.707129	20	PASS
			HV	NT	-40000.00	-7.707129	20	PASS
		5230	NV	NT	0.00	0.000000	20	PASS
			LV	NT	-40000.00	-7.648184	20	PASS
			HV	NT	-40000.00	-7.648184	20	PASS
11AX20SISO	Ant1	5180	NV	NT	0.00	0.000000	20	PASS
			LV	NT	0.00	0.000000	20	PASS
			HV	NT	20000.00	3.861004	20	PASS
		5220	NV	NT	0.00	0.000000	20	PASS
			LV	NT	0.00	0.000000	20	PASS
			HV	NT	0.00	0.000000	20	PASS
		5240	NV	NT	-20000.00	-3.816794	20	PASS
			LV	NT	-20000.00	-3.816794	20	PASS
			HV	NT	0.00	0.000000	20	PASS
11AX40SISO	Ant1	5190	NV	NT	0.00	0.000000	20	PASS
			LV	NT	0.00	0.000000	20	PASS
			HV	NT	0.00	0.000000	20	PASS
		5230	NV	NT	0.00	0.000000	20	PASS
			LV	NT	0.00	0.000000	20	PASS
			HV	NT	0.00	0.000000	20	PASS

Temperature								
TestMode	Antenna	Frequency[MHz]	Voltage [Vdc]	Temperature (℃)	Deviation (Hz)	Deviation (ppm)	Limit (ppm)	Verdict
11A	Ant1	5180	NV	-30	0.00	0.000000	20	PASS
			NV	-20	0.00	0.000000	20	PASS

			NV	-10	20000.00	3.861004	20	PASS
			NV	0	-20000.00	-3.861004	20	PASS
			NV	10	-40000.00	-7.722008	20	PASS
			NV	20	0.00	0.000000	20	PASS
			NV	30	0.00	0.000000	20	PASS
			NV	40	-20000.00	-3.861004	20	PASS
			NV	50	0.00	0.000000	20	PASS
		5220	NV	-30	0.00	0.000000	20	PASS
			NV	-20	0.00	0.000000	20	PASS
			NV	-10	-40000.00	-7.662835	20	PASS
			NV	0	-20000.00	-3.831418	20	PASS
			NV	10	0.00	0.000000	20	PASS
			NV	20	-20000.00	-3.831418	20	PASS
			NV	30	0.00	0.000000	20	PASS
			NV	40	-20000.00	-3.831418	20	PASS
			NV	50	0.00	0.000000	20	PASS
		5240	NV	-30	-20000.00	-3.816794	20	PASS
			NV	-20	-40000.00	-7.633588	20	PASS
			NV	-10	0.00	0.000000	20	PASS
			NV	0	0.00	0.000000	20	PASS
			NV	10	0.00	0.000000	20	PASS
			NV	20	-20000.00	-3.816794	20	PASS
			NV	30	-40000.00	-7.633588	20	PASS
			NV	40	-20000.00	-3.816794	20	PASS
			NV	50	0.00	0.000000	20	PASS
11N40SISO	Ant1	5190	NV	-30	-40000.00	-7.707129	20	PASS
			NV	-20	0.00	0.000000	20	PASS
			NV	-10	-40000.00	-7.707129	20	PASS
			NV	0	40000.00	7.707129	20	PASS
			NV	10	0.00	0.000000	20	PASS
			NV	20	0.00	0.000000	20	PASS
			NV	30	-80000.00	-15.414258	20	PASS
			NV	40	-40000.00	-7.707129	20	PASS
			NV	50	-40000.00	-7.707129	20	PASS
		5230	NV	-30	40000.00	7.648184	20	PASS
			NV	-20	0.00	0.000000	20	PASS
			NV	-10	-40000.00	-7.648184	20	PASS
			NV	0	40000.00	7.648184	20	PASS
			NV	10	-40000.00	-7.648184	20	PASS
			NV	20	-40000.00	-7.648184	20	PASS
			NV	30	0.00	0.000000	20	PASS
			NV	40	-40000.00	-7.648184	20	PASS
			NV	50	0.00	0.000000	20	PASS

11AX20SISO	Ant1	5180	NV	-30	0.00	0.000000	20	PASS
			NV	-20	-20000.00	-3.861004	20	PASS
			NV	-10	-20000.00	-3.861004	20	PASS
			NV	0	-20000.00	-3.861004	20	PASS
			NV	10	0.00	0.000000	20	PASS
			NV	20	20000.00	3.861004	20	PASS
			NV	30	0.00	0.000000	20	PASS
			NV	40	20000.00	3.861004	20	PASS
			NV	50	-20000.00	-3.861004	20	PASS
		5220	NV	-30	0.00	0.000000	20	PASS
			NV	-20	20000.00	3.831418	20	PASS
			NV	-10	0.00	0.000000	20	PASS
			NV	0	0.00	0.000000	20	PASS
			NV	10	0.00	0.000000	20	PASS
			NV	20	20000.00	3.831418	20	PASS
			NV	30	0.00	0.000000	20	PASS
			NV	40	20000.00	3.831418	20	PASS
			NV	50	20000.00	3.831418	20	PASS
		5240	NV	-30	0.00	0.000000	20	PASS
			NV	-20	20000.00	3.816794	20	PASS
			NV	-10	0.00	0.000000	20	PASS
			NV	0	-20000.00	-3.816794	20	PASS
			NV	10	0.00	0.000000	20	PASS
			NV	20	-20000.00	-3.816794	20	PASS
			NV	30	20000.00	3.816794	20	PASS
			NV	40	20000.00	3.816794	20	PASS
			NV	50	-40000.00	-7.633588	20	PASS
11AX40SISO	Ant1	5190	NV	-30	0.00	0.000000	20	PASS
			NV	-20	0.00	0.000000	20	PASS
			NV	-10	0.00	0.000000	20	PASS
			NV	0	0.00	0.000000	20	PASS
			NV	10	-40000.00	-7.707129	20	PASS
			NV	20	0.00	0.000000	20	PASS
			NV	30	0.00	0.000000	20	PASS
			NV	40	0.00	0.000000	20	PASS
			NV	50	0.00	0.000000	20	PASS
		5230	NV	-30	0.00	0.000000	20	PASS
			NV	-20	0.00	0.000000	20	PASS
			NV	-10	0.00	0.000000	20	PASS
			NV	0	0.00	0.000000	20	PASS
			NV	10	0.00	0.000000	20	PASS
			NV	20	-40000.00	-7.648184	20	PASS
			NV	30	0.00	0.000000	20	PASS

			NV	40	0.00	0.000000	20	PASS
			NV	50	0.00	0.000000	20	PASS

D.6 Duty Cycle

Test Result

TestMode	Antenna	Frequency[MHz]	Transmission Duration [ms]	Transmission Period [ms]	Duty Cycle [%]
11A	Ant1	5180	1.38	1.43	96.50
		5220	1.39	1.44	96.53
		5240	1.39	1.44	96.53
11N20SISO	Ant1	5180	1.28	1.33	96.24
		5220	1.29	1.33	96.99
		5240	1.29	1.34	96.27
11N40SISO	Ant1	5190	0.63	0.68	92.65
		5230	0.64	0.68	94.12
11AC20SISO	Ant1	5180	1.31	1.36	96.32
		5220	1.31	1.36	96.32
		5240	1.31	1.35	97.04
11AC40SISO	Ant1	5190	0.65	0.69	94.20
		5230	0.65	0.69	94.20
11AX20SISO	Ant1	5180	1.31	1.35	97.04
		5220	1.31	1.35	97.04
		5240	1.30	1.35	96.30
11AX40SISO	Ant1	5190	0.65	0.70	92.86
		5230	0.65	0.70	92.86

Test Graphs

11A_Ant1_5180

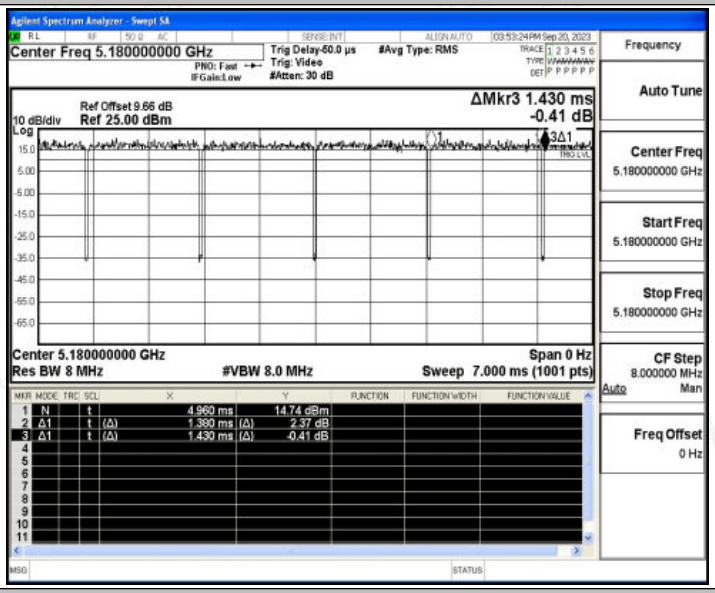

11A_Ant1_5220

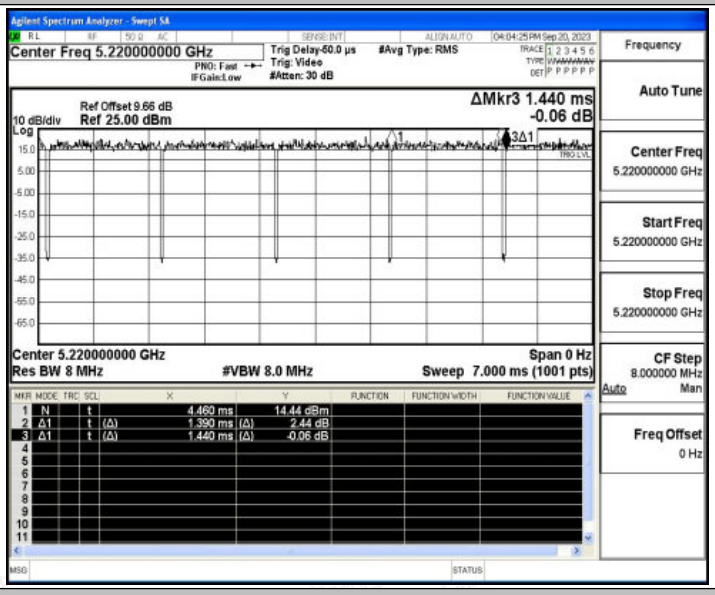

11A_Ant1_5240

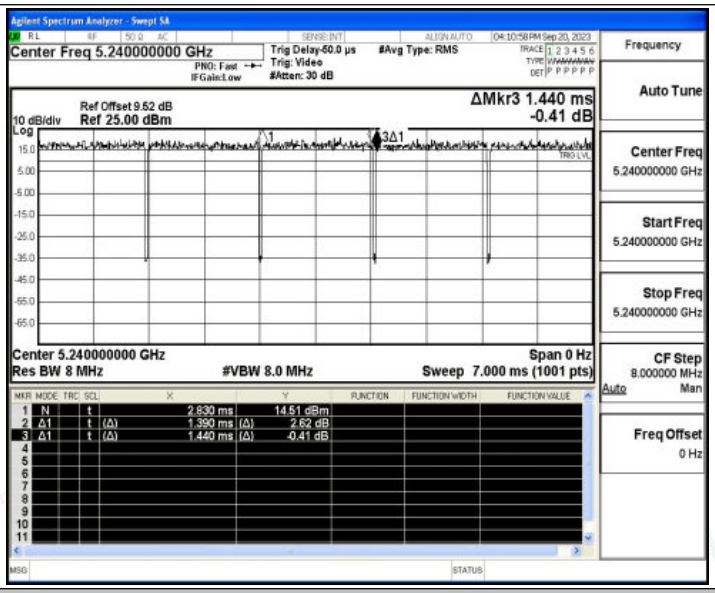

11N20SISO_Ant1_5180

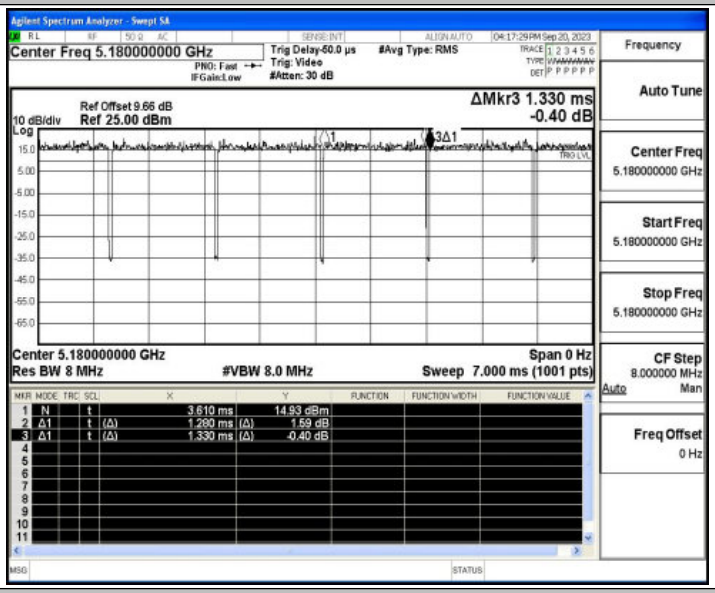

11N20SISO_Ant1_5220

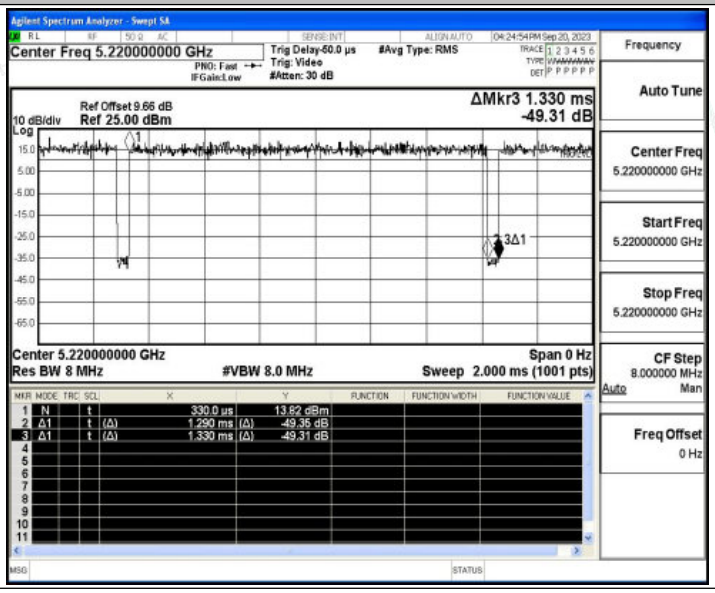

11N20SISO_Ant1_5240

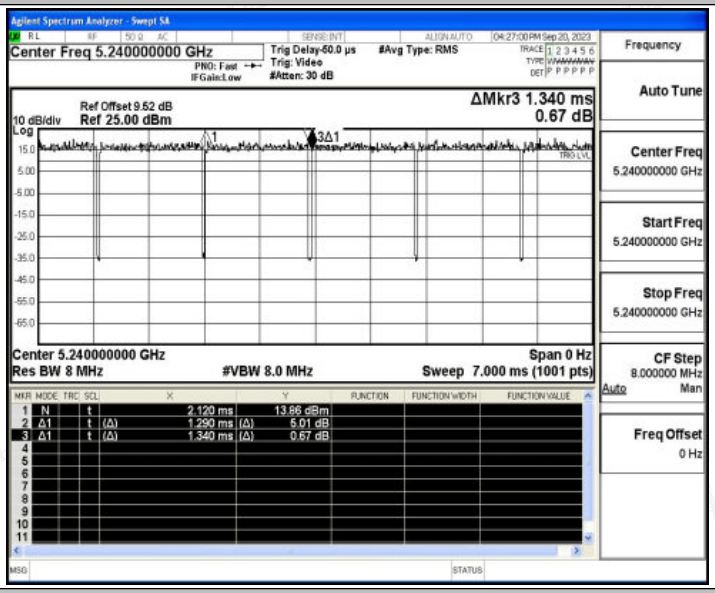

11N40SISO_Ant1_5190

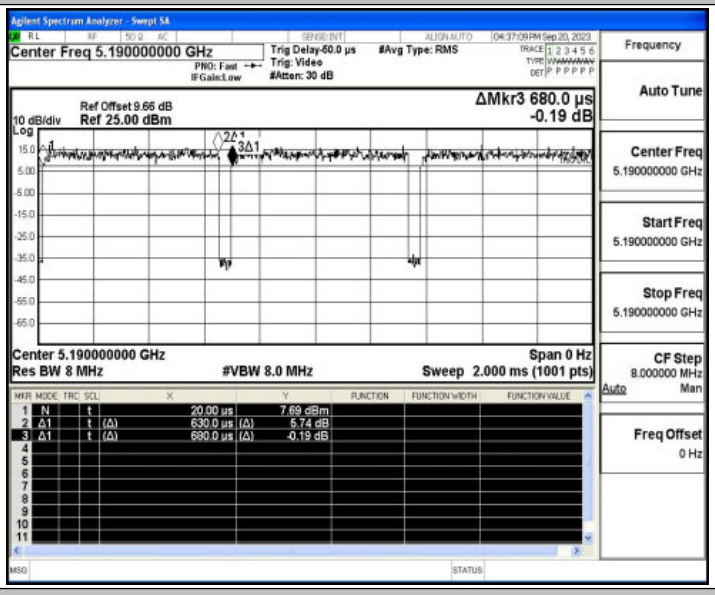

11N40SISO_Ant1_5230

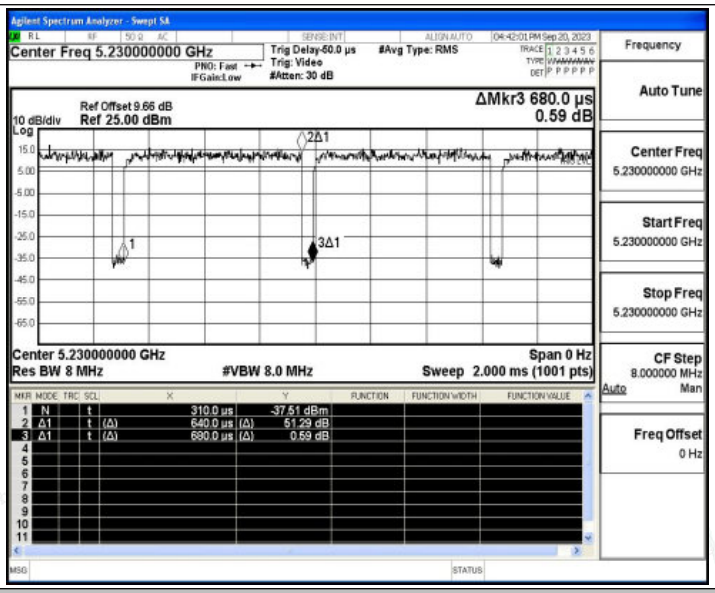

11AC20SISO_Ant1_5180

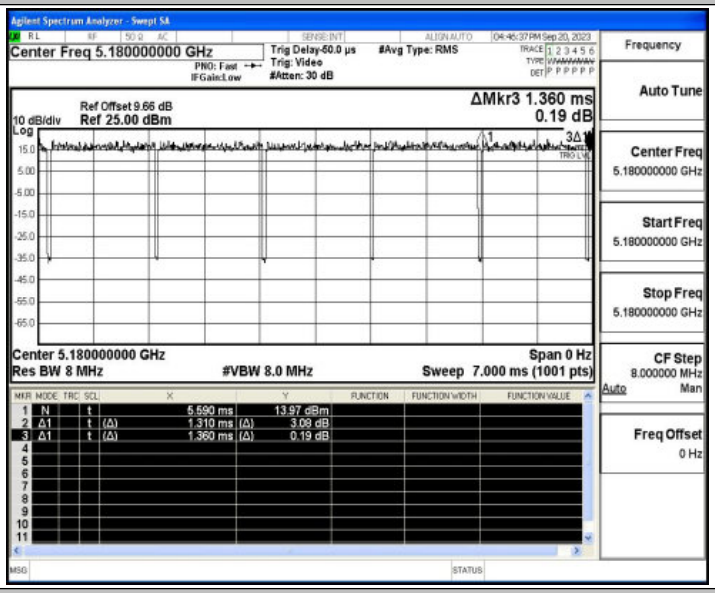

11AC20SISO_Ant1_5220

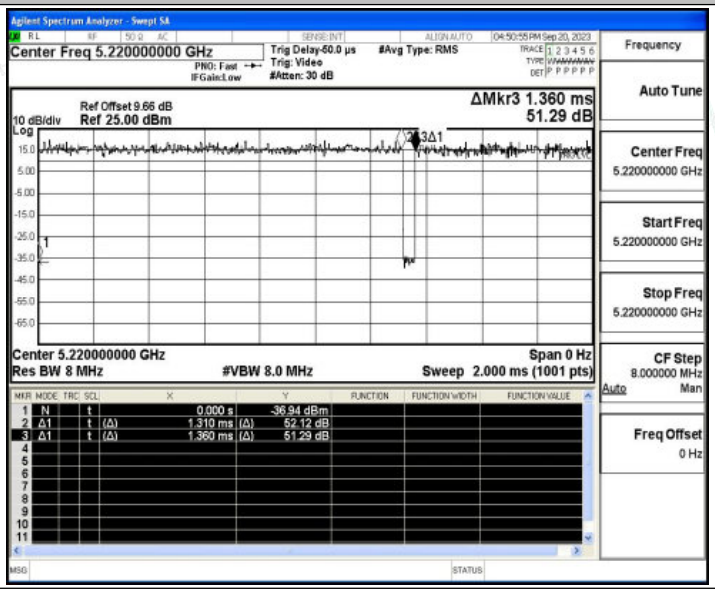

11AC20SISO_Ant1_5240

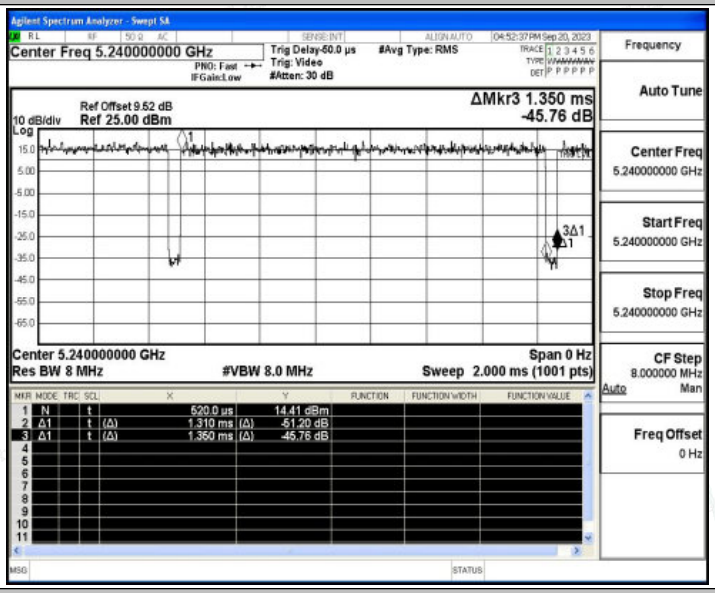

11AC40SISO_Ant1_5190

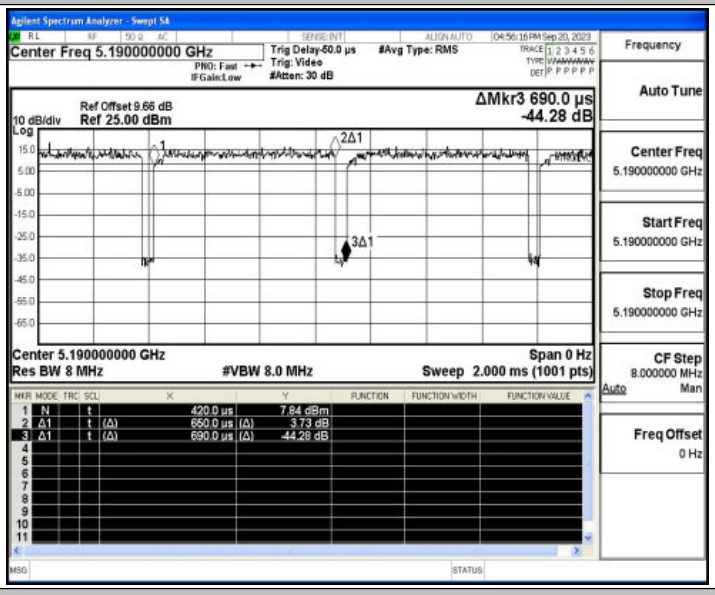

11AC40SISO_Ant1_5230

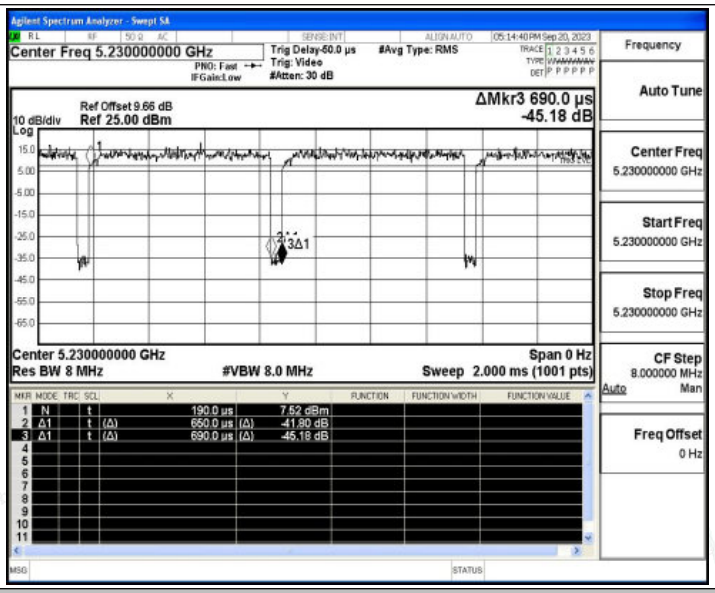

11AX20SISO_Ant1_5180

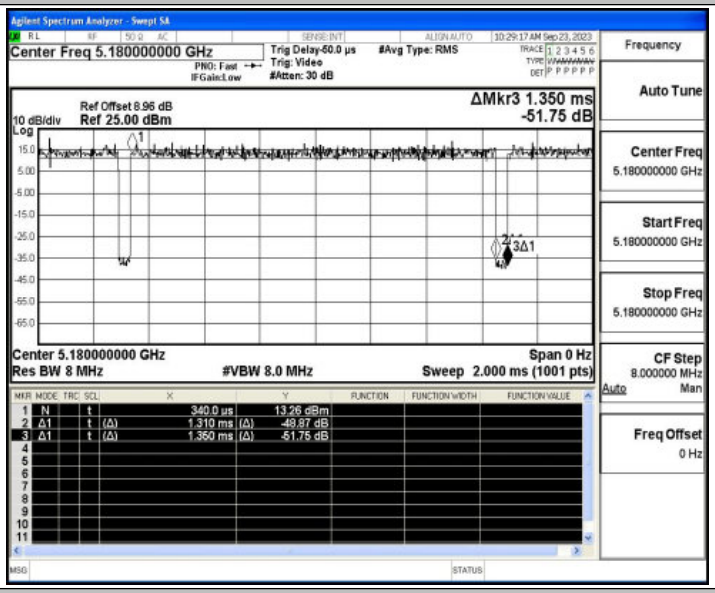

11AX20SISO_Ant1_5220

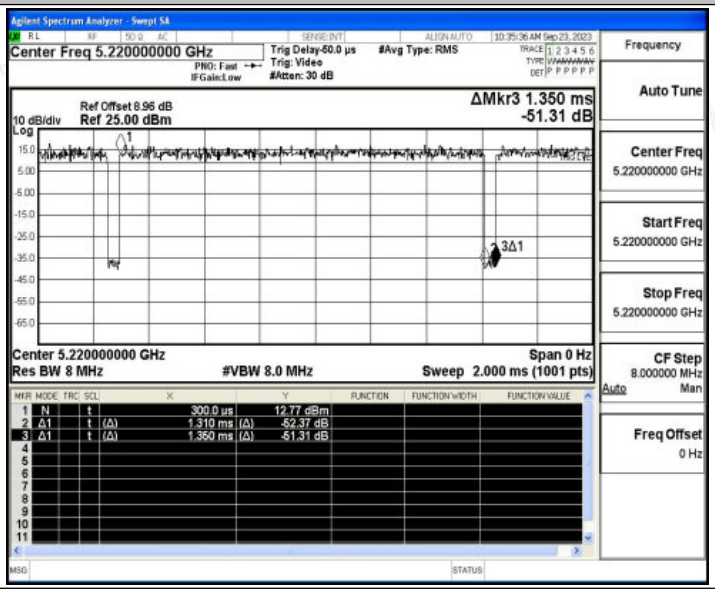

11AX20SISO_Ant1_5240

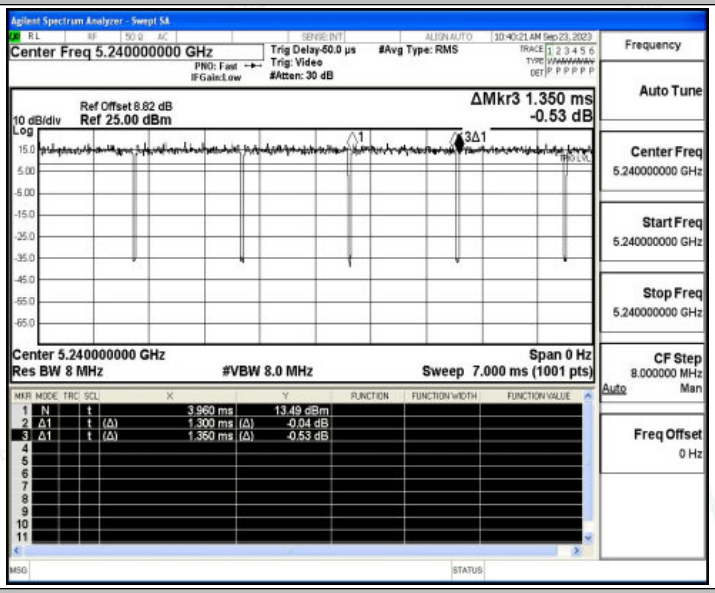

11AX40SISO_Ant1_5190

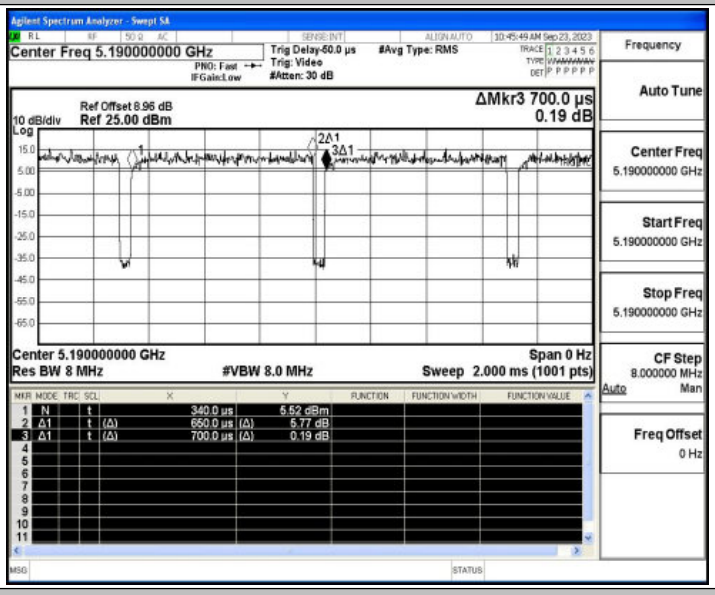

11AX40SISO_Ant1_5230

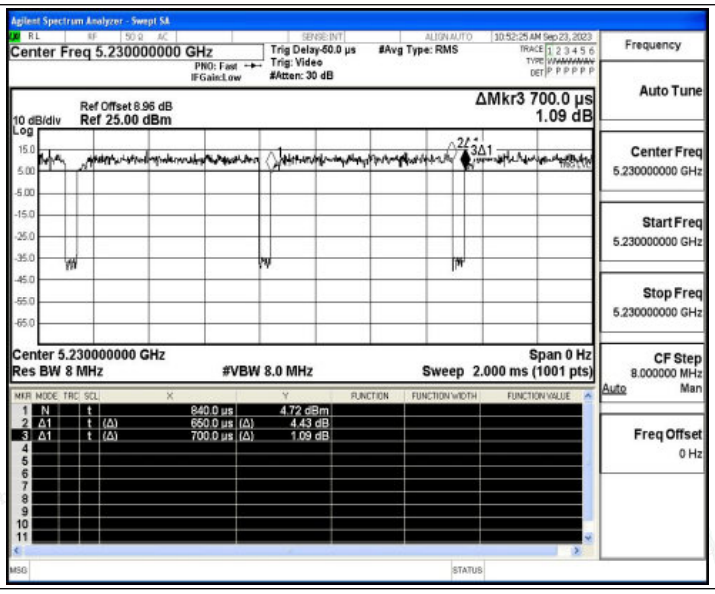
Agilent Spectrum Analyzer - Swept SA
Center Freq 5.230000000 GHz
Trig Delay-60.0 µs
#Avg Type: RMS
Trig: Video
#Atten: 30 dB
Ref Offset 8.96 dB
10 dB/div Ref 25.00 dBm
ΔMkr3 700.0 µs
1.09 dB
Center 5.230000000 GHz
Span 0 Hz
Res BW 8 MHz
#VBW 8.0 MHz
Sweep 2.000 ms (1001 pts)
1 N 840.0 µs 4.72 dBm
2 Δ1 650.0 µs 4.43 dB
3 Δ1 700.0 µs 1.09 dB
Frequency
Auto Tune
Center Freq 5.230000000 GHz
Start Freq 5.230000000 GHz
Stop Freq 5.230000000 GHz
CF Step 8.000000 MHz
Auto Man
Freq Offset 0 Hz