n20 2462MHz Ant1 Ref

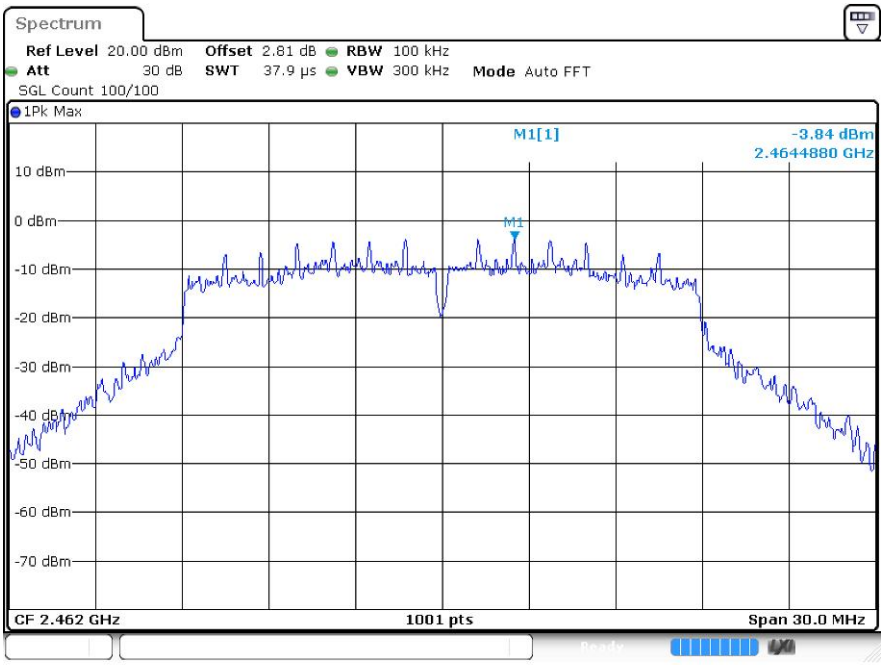

n20 2462MHz Ant1 Emission

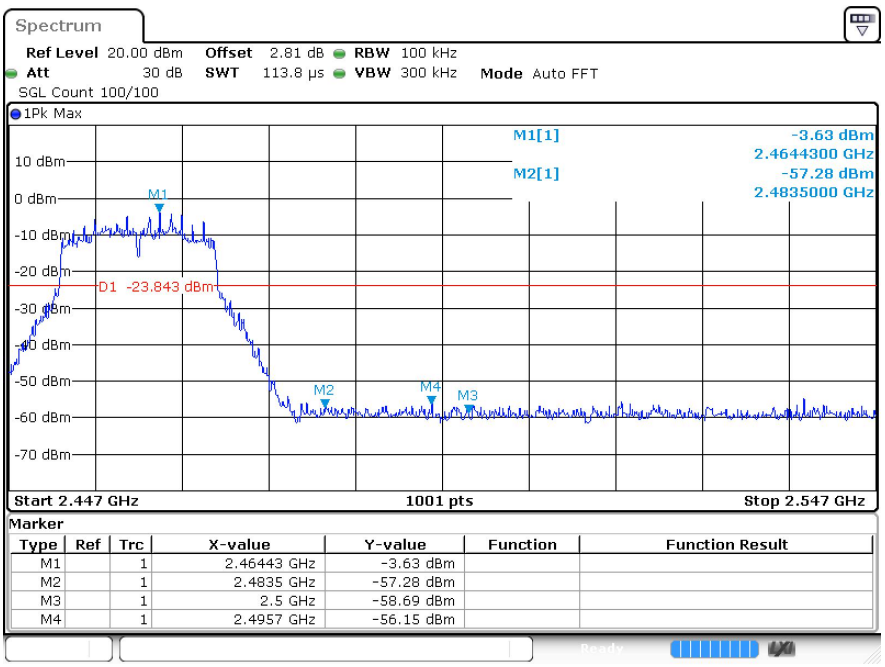

6 Conducted RF Spurious Emission

6.1 Test Result

Mode	Frequency (MHz)	Antenna	Max Value (dBc)	Limit (dBc)	Verdict
b	2412	Ant1	-42.61	-20	Pass
b	2437	Ant1	-42.71	-20	Pass
b	2462	Ant1	-42.14	-20	Pass
g	2412	Ant1	-39.02	-20	Pass
g	2437	Ant1	-39.9	-20	Pass
g	2462	Ant1	-39.66	-20	Pass
n20	2412	Ant1	-38.09	-20	Pass
n20	2437	Ant1	-39.14	-20	Pass
n20	2462	Ant1	-39.87	-20	Pass

6.2 Test Graphs

Test Graphs

b 2412MHz Ant1 Ref

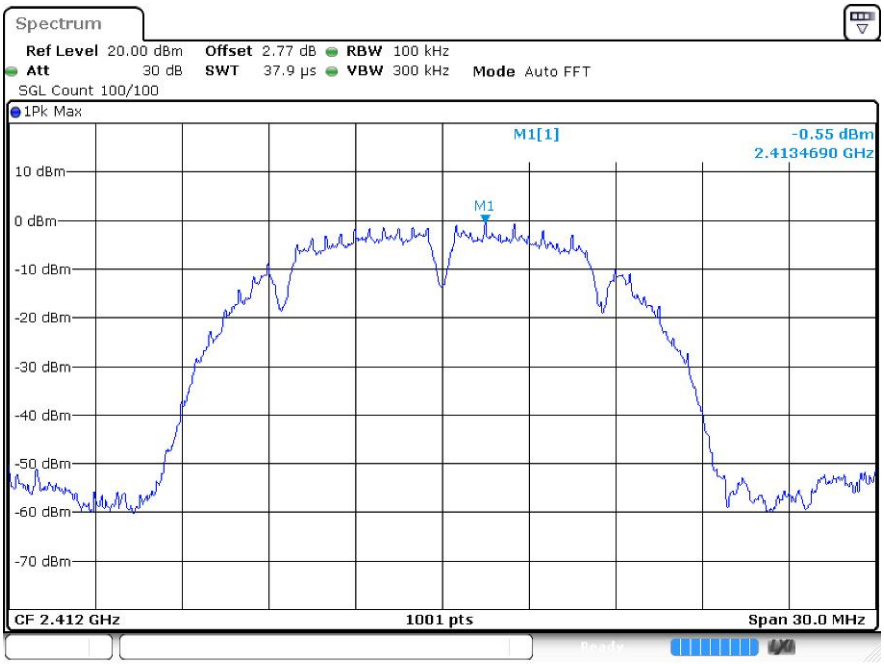

b 2412MHz Ant1 Emission

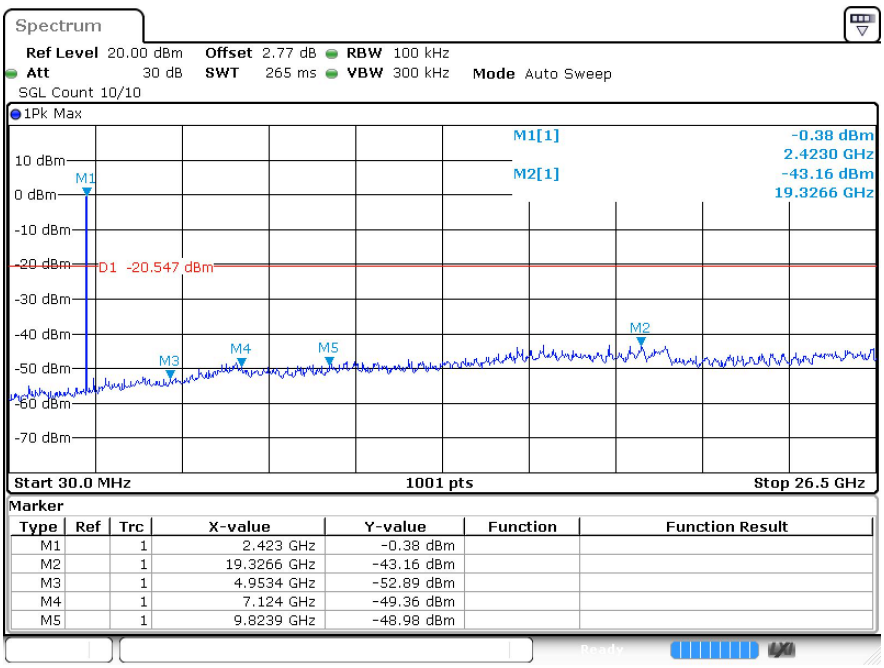

Type	Ref	Trc	X-value	Y-value	Function	Function Result
M1		1	2.423 GHz	-0.38 dBm		
M2		1	19.3266 GHz	-43.16 dBm		
M3		1	4.9534 GHz	-52.89 dBm		
M4		1	7.124 GHz	-49.36 dBm		
M5		1	9.8239 GHz	-48.98 dBm		

b 2437MHz Ant1 Ref

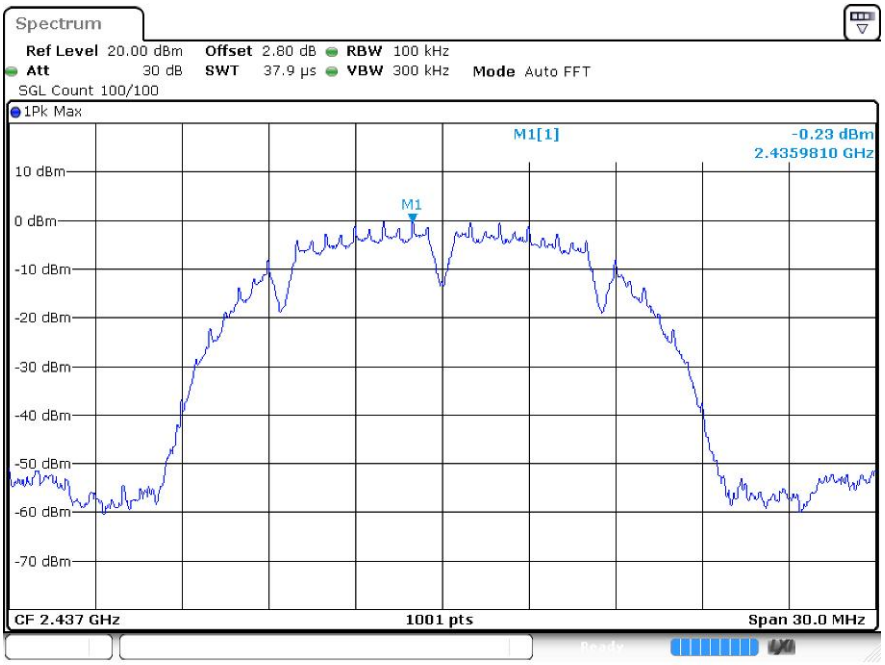

b 2437MHz Ant1 Emission

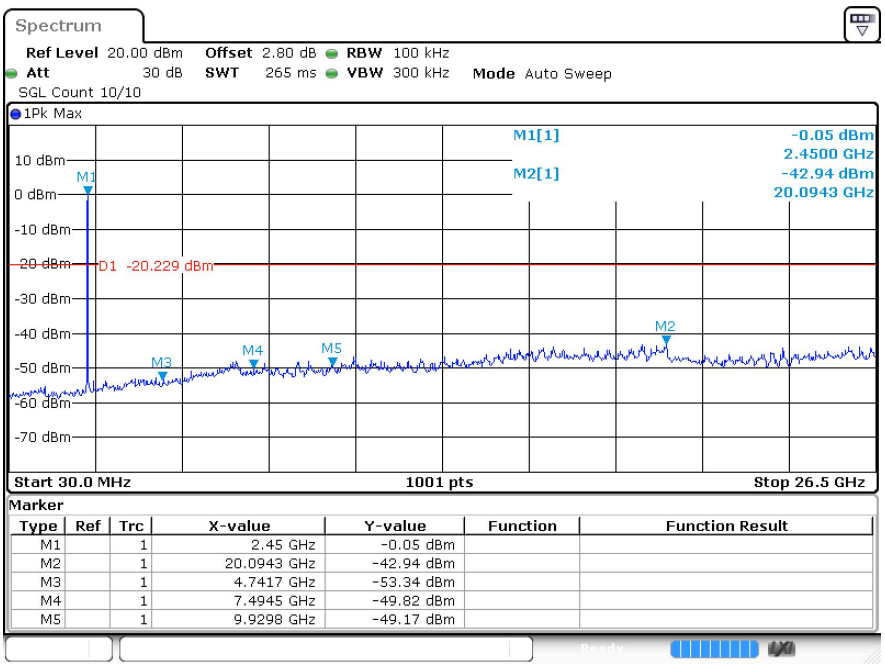

b 2462MHz Ant1 Ref

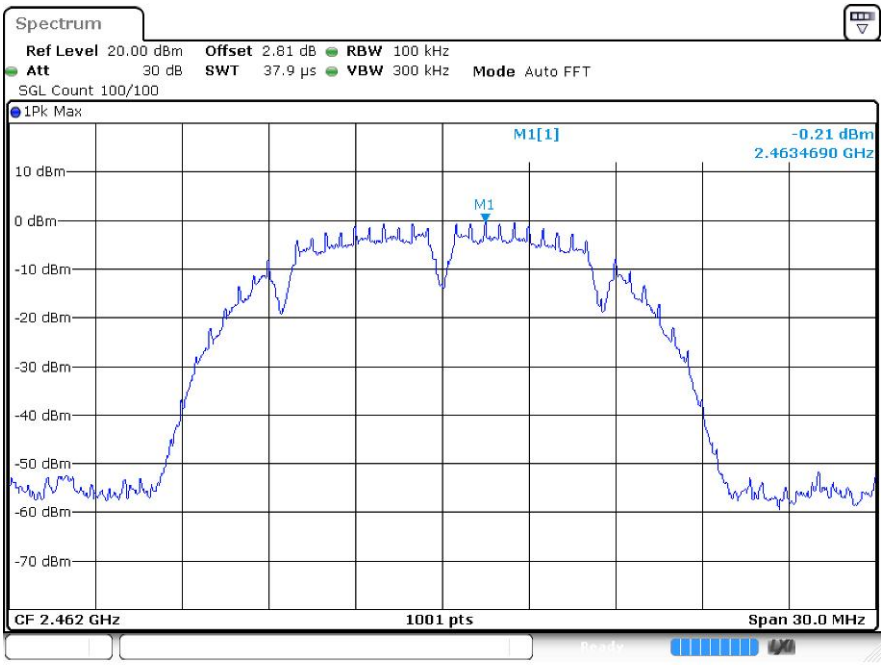

b 2462MHz Ant1 Emission

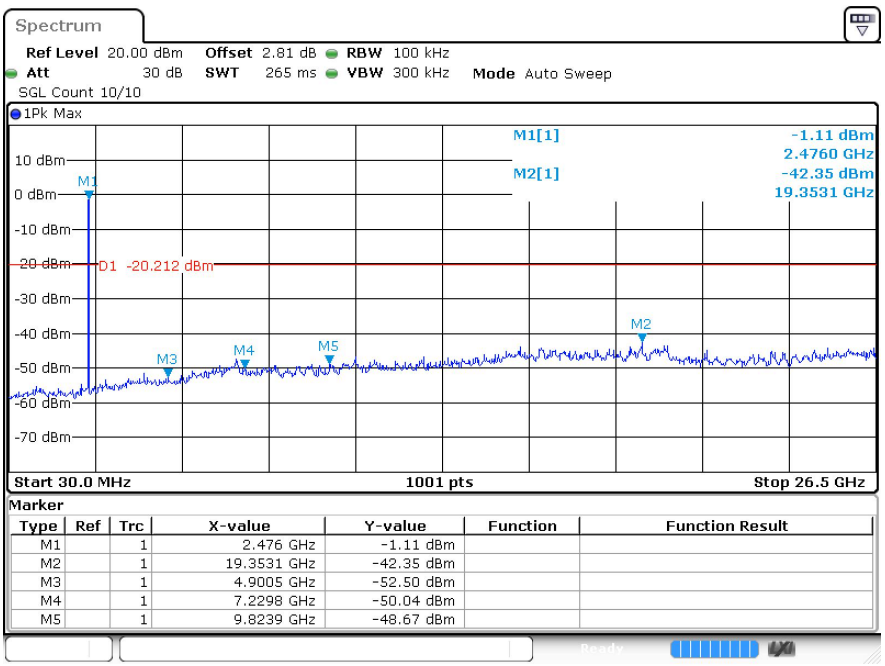

g 2412MHz Ant1 Ref

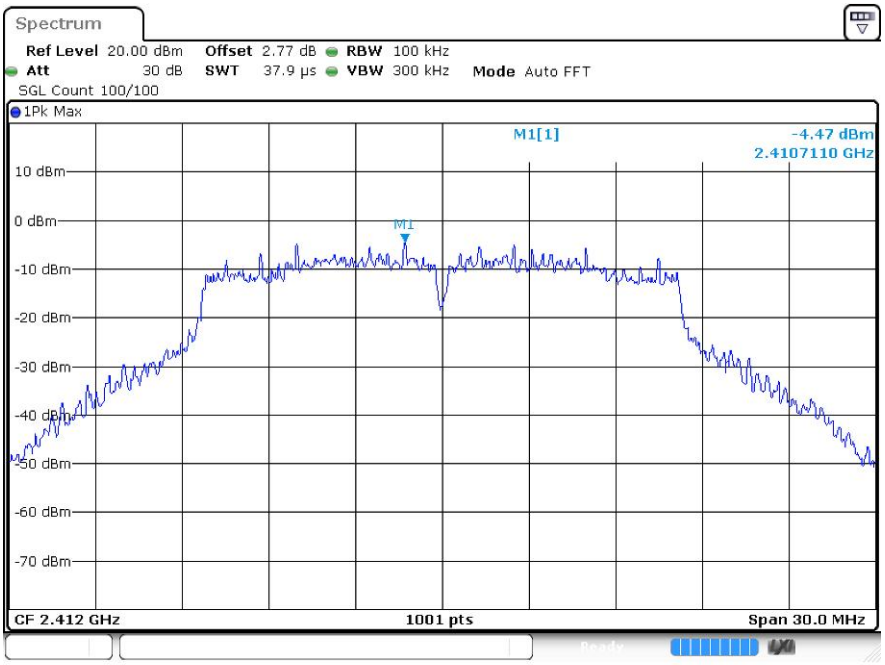

g 2412MHz Ant1 Emission

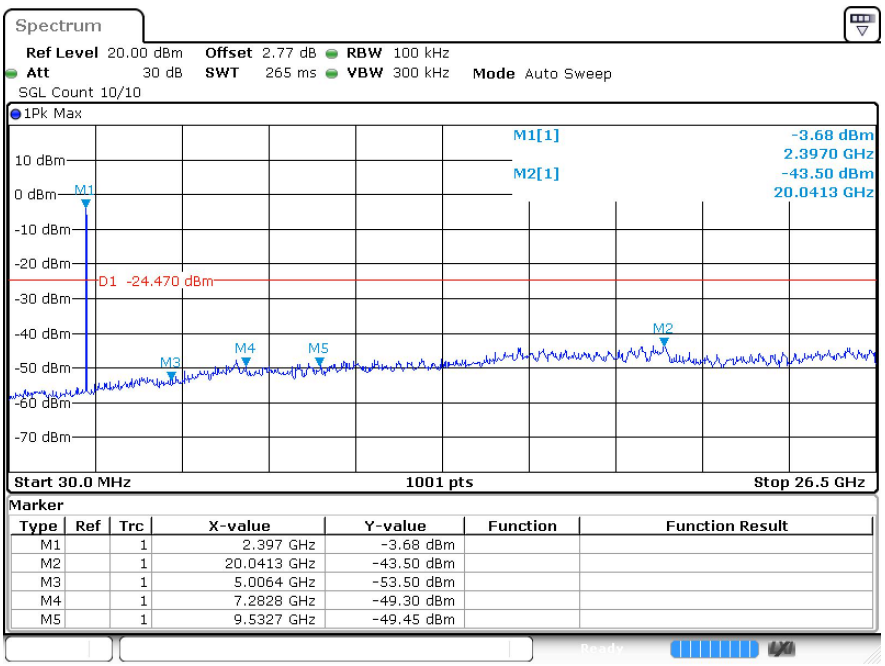

Marker

Type	Ref	Trc	X-value	Y-value	Function	Function Result
M1		1	2.397 GHz	-3.68 dBm		
M2		1	20.0413 GHz	-43.50 dBm		
M3		1	5.0064 GHz	-53.50 dBm		
M4		1	7.2828 GHz	-49.30 dBm		
M5		1	9.5327 GHz	-49.45 dBm		

g 2437MHz Ant1 Ref

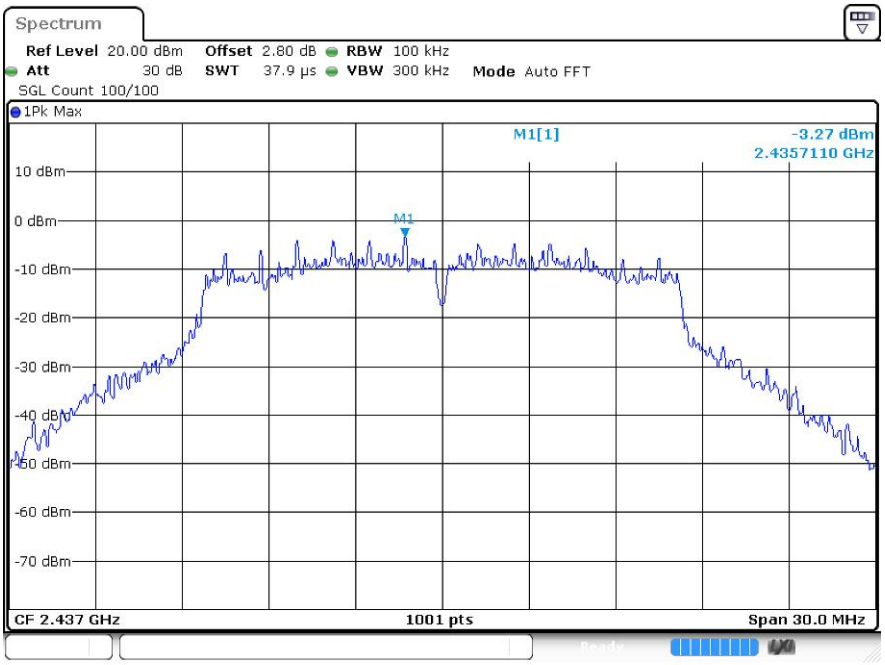

g 2437MHz Ant1 Emission

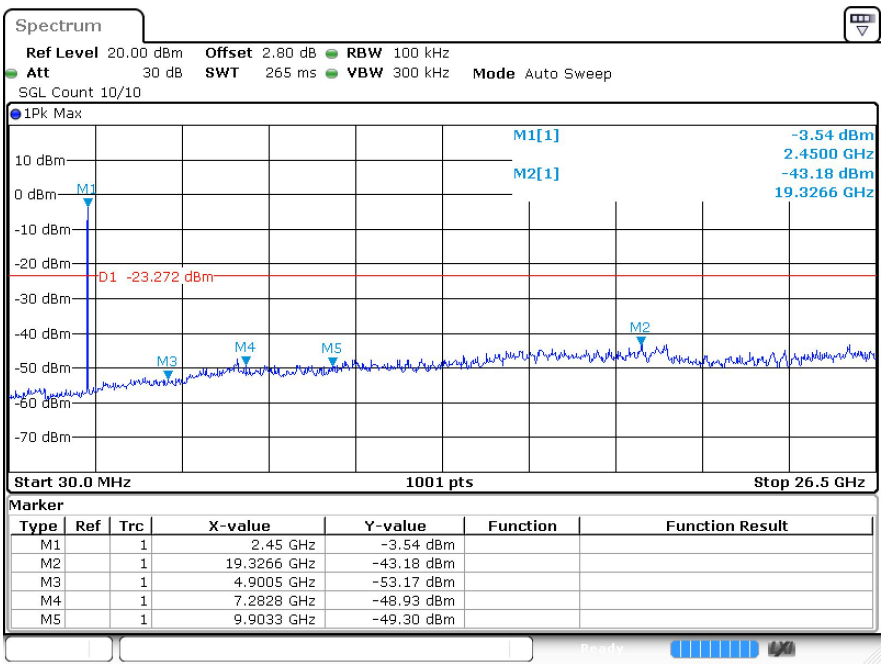

Marker

Type	Ref	Trc	X-value	Y-value	Function	Function Result
M1		1	2.45 GHz	-3.54 dBm		
M2		1	19.3266 GHz	-43.18 dBm		
M3		1	4.9005 GHz	-53.17 dBm		
M4		1	7.2828 GHz	-48.93 dBm		
M5		1	9.9033 GHz	-49.30 dBm		

g 2462MHz Ant1 Ref

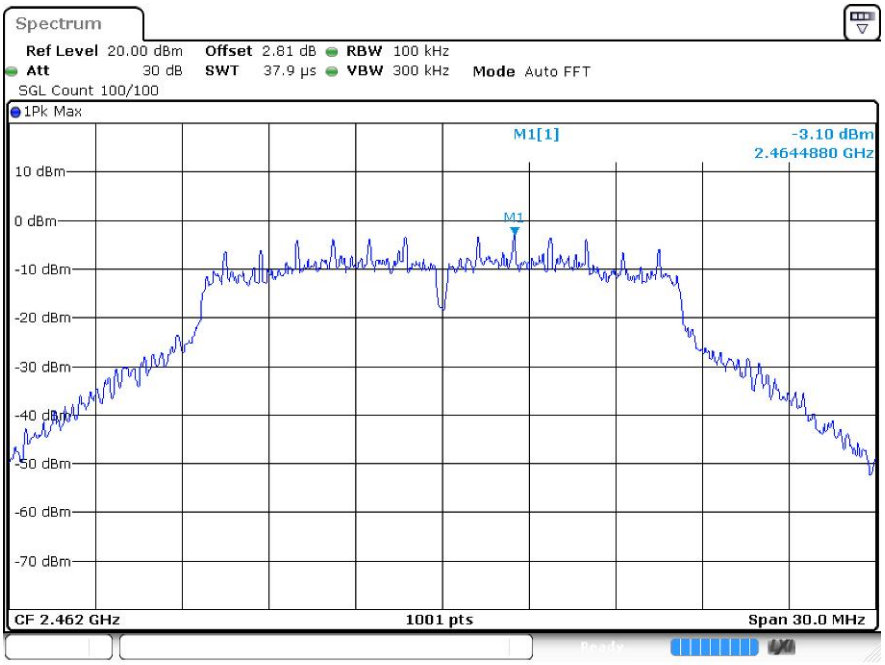

g 2462MHz Ant1 Emission

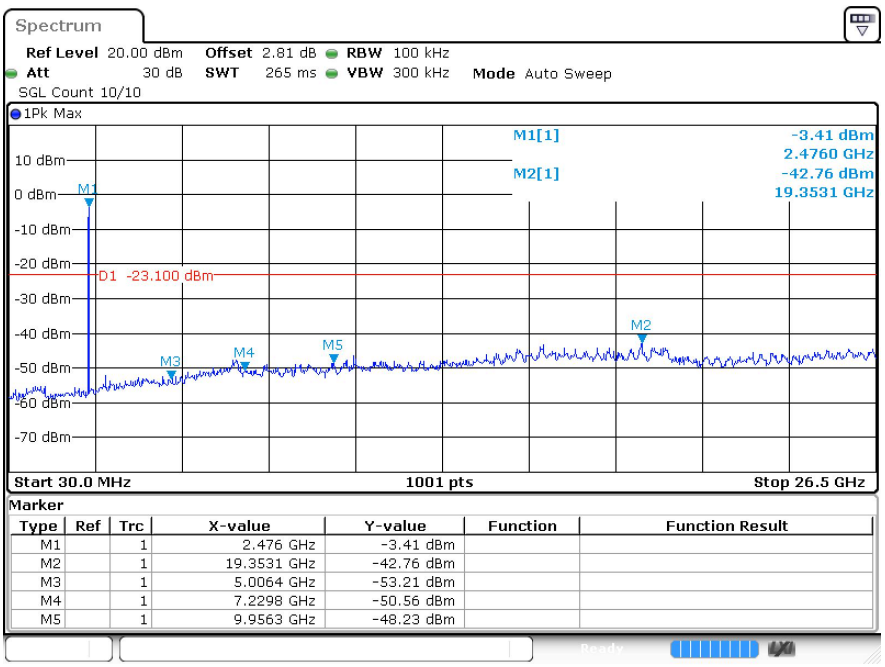

Marker

Type	Ref	Trc	X-value	Y-value	Function	Function Result
M1		1	2.476 GHz	-3.41 dBm		
M2		1	19.3531 GHz	-42.76 dBm		
M3		1	5.0064 GHz	-53.21 dBm		
M4		1	7.2298 GHz	-50.56 dBm		
M5		1	9.9563 GHz	-48.23 dBm		

n20 2412MHz Ant1 Ref

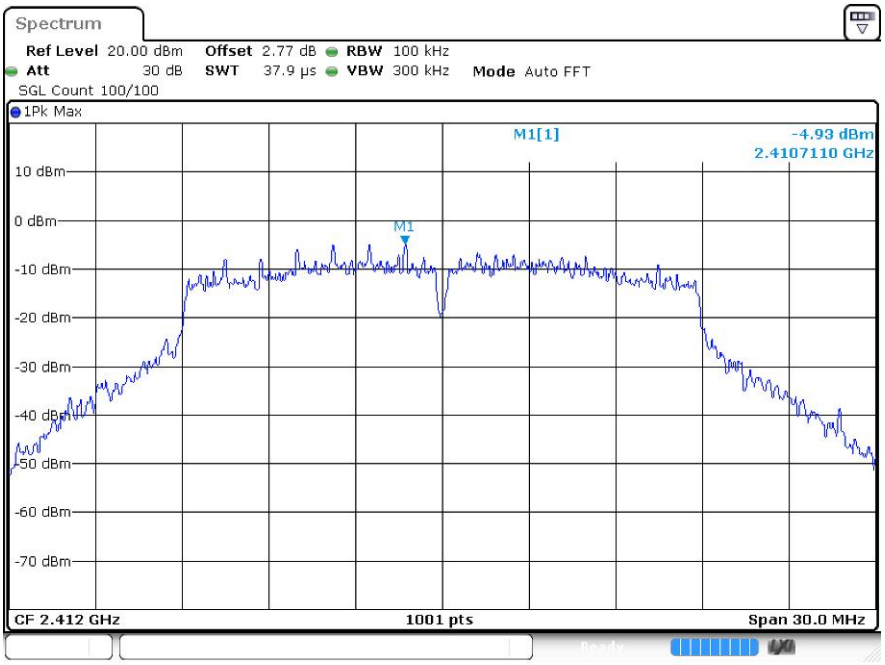

n20 2412MHz Ant1 Emission

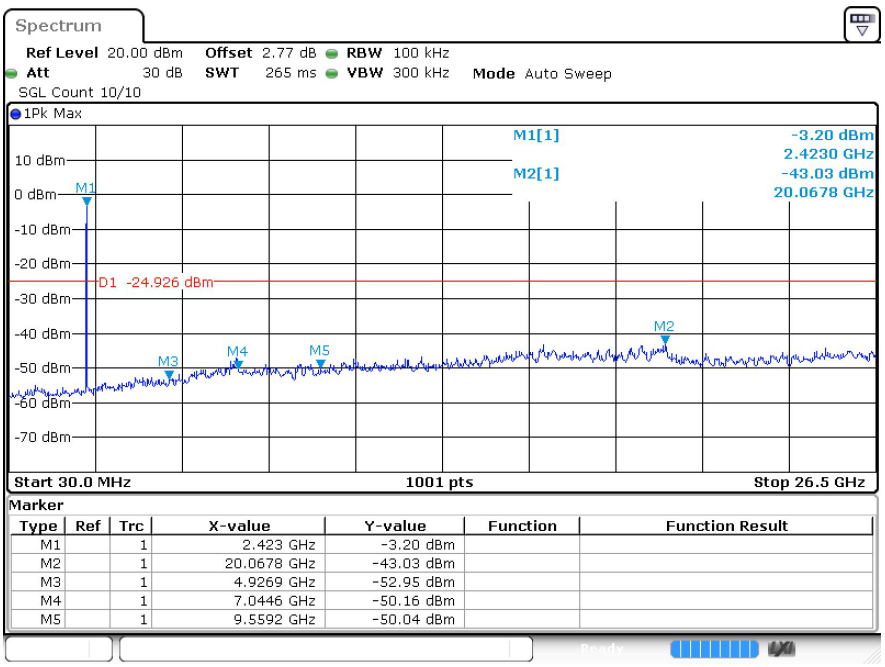

Marker

Type	Ref	Trc	X-value	Y-value	Function	Function Result
M1		1	2.423 GHz	-3.20 dBm		
M2		1	20.0678 GHz	-43.03 dBm		
M3		1	4.9269 GHz	-52.95 dBm		
M4		1	7.0446 GHz	-50.16 dBm		
M5		1	9.5592 GHz	-50.04 dBm		

n20 2437MHz Ant1 Ref

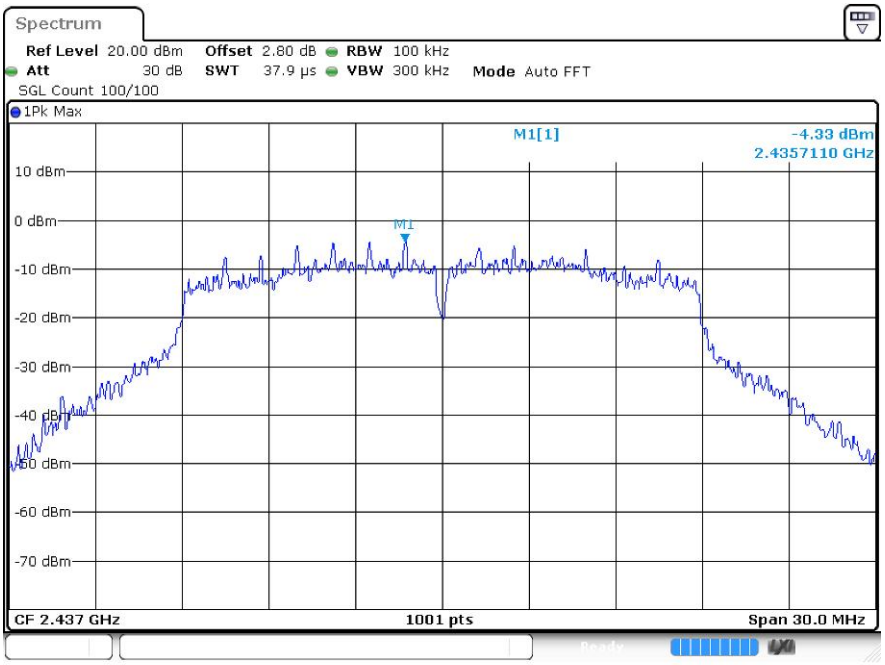

n20 2437MHz Ant1 Emission

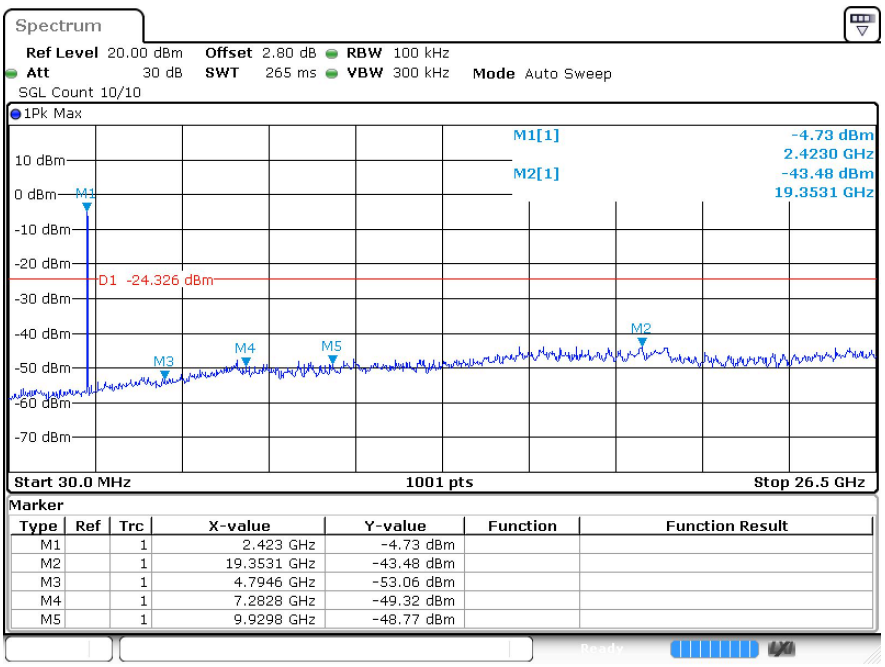

Marker

Type	Ref	Trc	X-value	Y-value	Function	Function Result
M1		1	2.423 GHz	-4.73 dBm		
M2		1	19.3531 GHz	-43.48 dBm		
M3		1	4.7946 GHz	-53.06 dBm		
M4		1	7.2828 GHz	-49.32 dBm		
M5		1	9.9298 GHz	-48.77 dBm		

n20 2462MHz Ant1 Ref

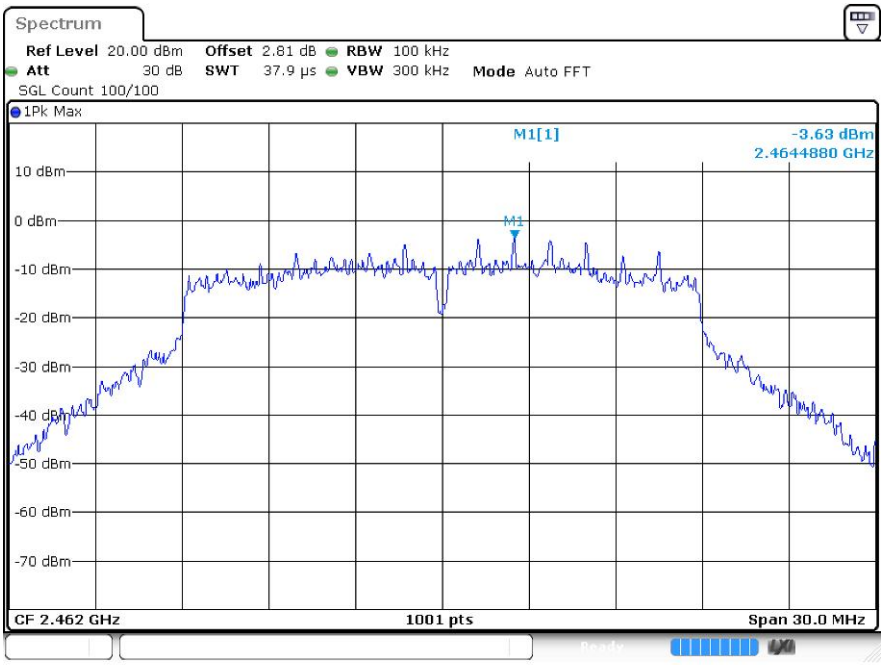

n20 2462MHz Ant1 Emission

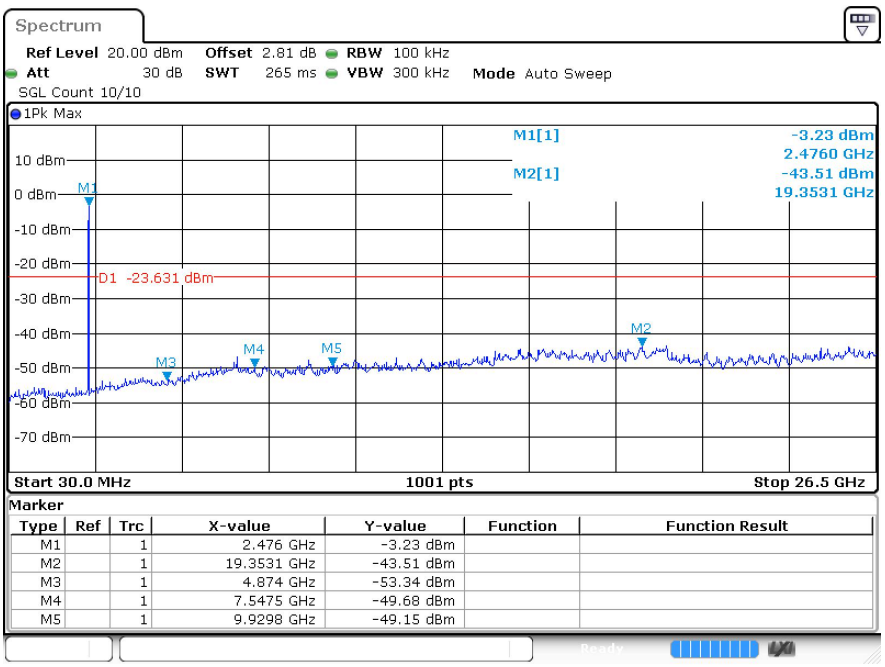

Marker

Type	Ref	Trc	X-value	Y-value	Function	Function Result
M1		1	2.476 GHz	-3.23 dBm		
M2		1	19.3531 GHz	-43.51 dBm		
M3		1	4.874 GHz	-53.34 dBm		
M4		1	7.5475 GHz	-49.68 dBm		
M5		1	9.9298 GHz	-49.15 dBm		

7 Restrict Band

7.1 Test Result

Mode	Frequency (MHz)	Antenna	Spur Freq (MHz)	Power (dBm)	Gain (dBi)	E (dBuV/m)	Detector	Limit (dBuV/m)	Verdict
b	2412	Ant1	2310	-48.89	2	48.37	Peak	74	Pass
b	2412	Ant1	2310	-58.75	2	38.51	Average	54	Pass
b	2412	Ant1	2385.231	-46.67	2	50.59	Peak	74	Pass
b	2412	Ant1	2385.816	-55.83	2	41.43	Average	54	Pass
b	2412	Ant1	2390	-48.58	2	48.68	Peak	74	Pass
b	2412	Ant1	2390	-57.69	2	39.57	Average	54	Pass
b	2462	Ant1	2483.5	-48.15	2	49.11	Peak	74	49.11
b	2462	Ant1	2483.5	-57.53	2	39.73	Average	54	Pass
b	2462	Ant1	2490.036	-46.2	2	51.06	Peak	74	Pass
b	2462	Ant1	2488.075	-57.04	2	40.22	Average	54	Pass
b	2462	Ant1	2500	-47.52	2	49.74	Peak	74	Pass
b	2462	Ant1	2500	-58.48	2	38.78	Average	54	Pass
g	2412	Ant1	2310	-48.77	2	48.49	Peak	74	Pass
g	2412	Ant1	2310	-57.32	2	39.94	Average	54	Pass
g	2412	Ant1	2347.674	-46.48	2	50.78	Peak	74	Pass
g	2412	Ant1	2337.378	-55.46	2	41.8	Average	54	Pass
g	2412	Ant1	2390	-47.89	2	48.68	Peak	74	Pass
g	2412	Ant1	2390	-57.19	2	40.07	Average	54	Pass
g	2462	Ant1	2483.5	-48.14	2	49.12	Peak	74	Pass
g	2462	Ant1	2483.5	-56.95	2	40.31	Average	54	Pass
g	2462	Ant1	2490.036	-46.72	2	50.54	Peak	74	Pass
g	2462	Ant1	2492.315	-56.49	2	40.77	Average	54	Pass
g	2462	Ant1	2500	-48.62	2	49.74	Peak	74	Pass
g	2462	Ant1	2500	-57.44	2	39.82	Average	54	Pass
n20	2412	Ant1	2310	-49.83	2	47.43	Peak	74	Pass
n20	2412	Ant1	2310	-57.7	2	39.56	Average	54	Pass
n20	2412	Ant1	2340.069	-45.57	2	51.69	Peak	74	Pass
n20	2412	Ant1	2336.559	-55.51	2	41.75	Average	54	Pass
n20	2412	Ant1	2390	-51.76	2	45.5	Peak	74	Pass
n20	2412	Ant1	2390	-57.61	2	39.65	Average	54	Pass
n20	2462	Ant1	2483.5	-48.91	2	48.35	Peak	74	Pass
n20	2462	Ant1	2483.5	-57.22	2	40.04	Average	54	Pass
n20	2462	Ant1	2486.167	-45.34	2	51.92	Peak	74	Pass
n20	2462	Ant1	2492.527	-56.34	2	40.92	Average	54	Pass

n20	2462	Ant1	2500	-48.28	2	48.98	Peak	74	Pass
n20	2462	Ant1	2500	-57.18	2	40.08	Average	54	Pass

7.2 Test Graphs

Test Graphs

b 2412MHz Ant1 Peak

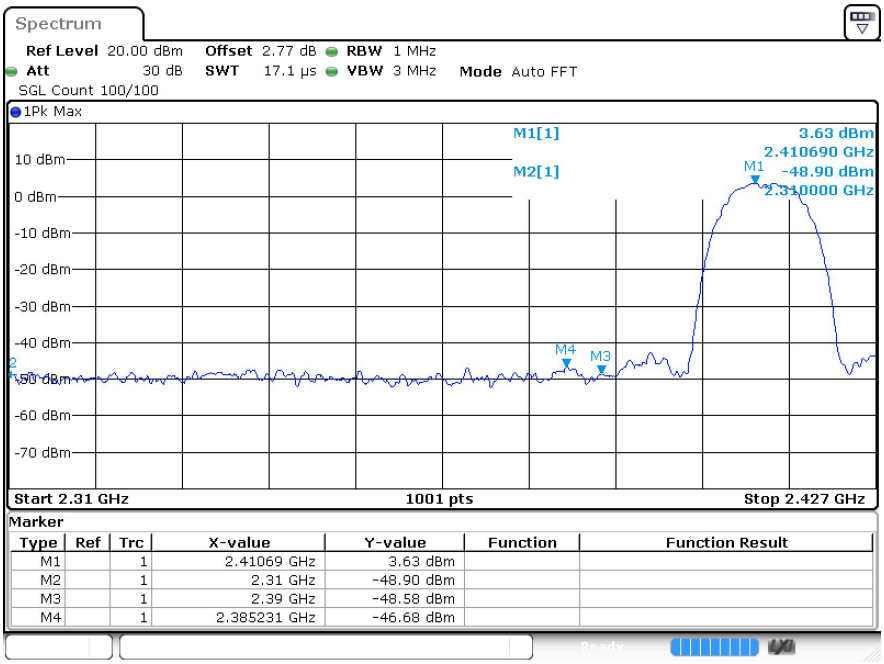

b 2412MHz Ant1 Average

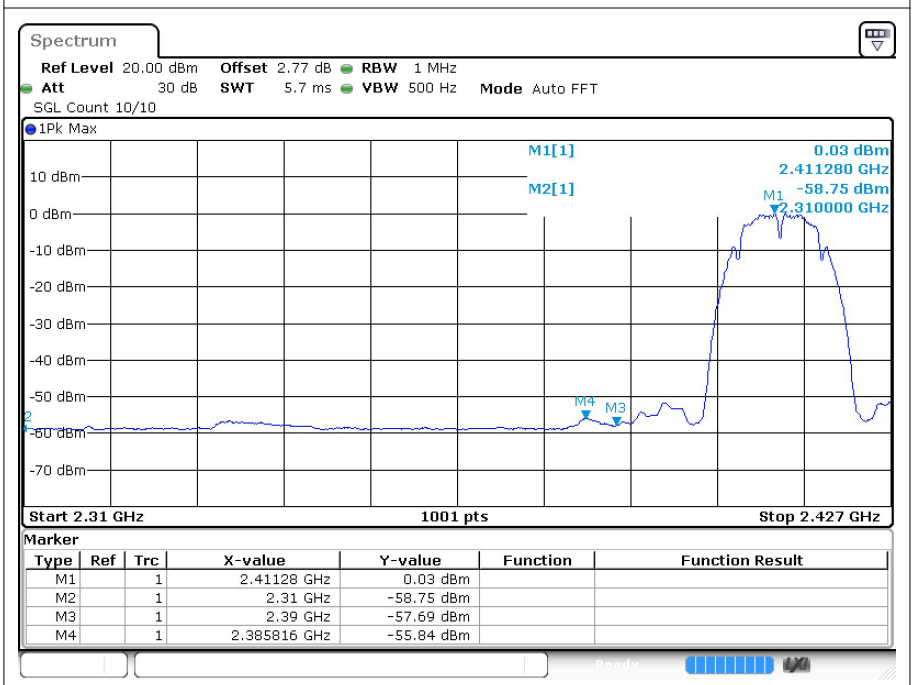

b 2462MHz Ant1 Peak

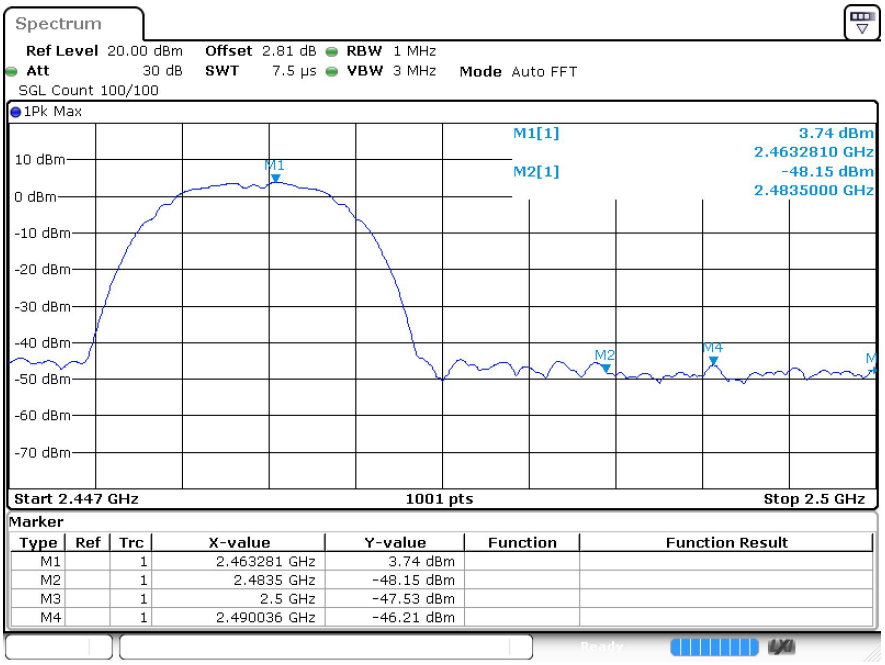

b 2462MHz Ant1 Average

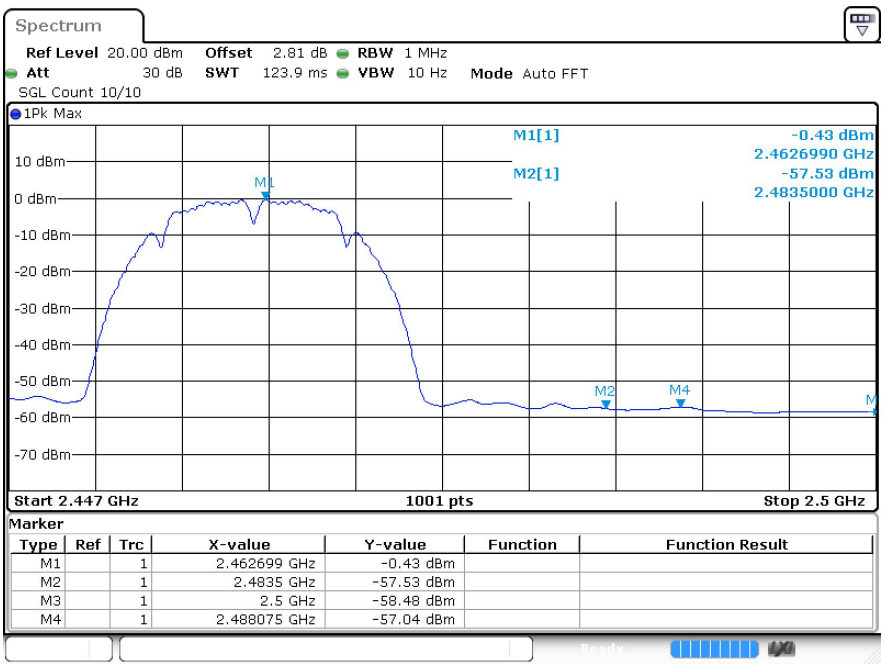

g 2412MHz Ant1 Peak

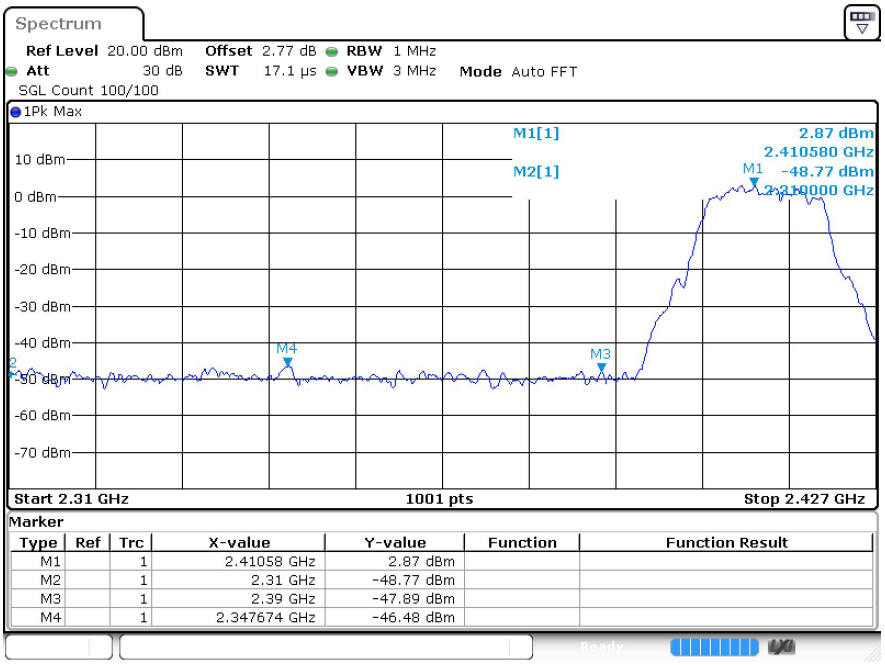

g 2412MHz Ant1 Average

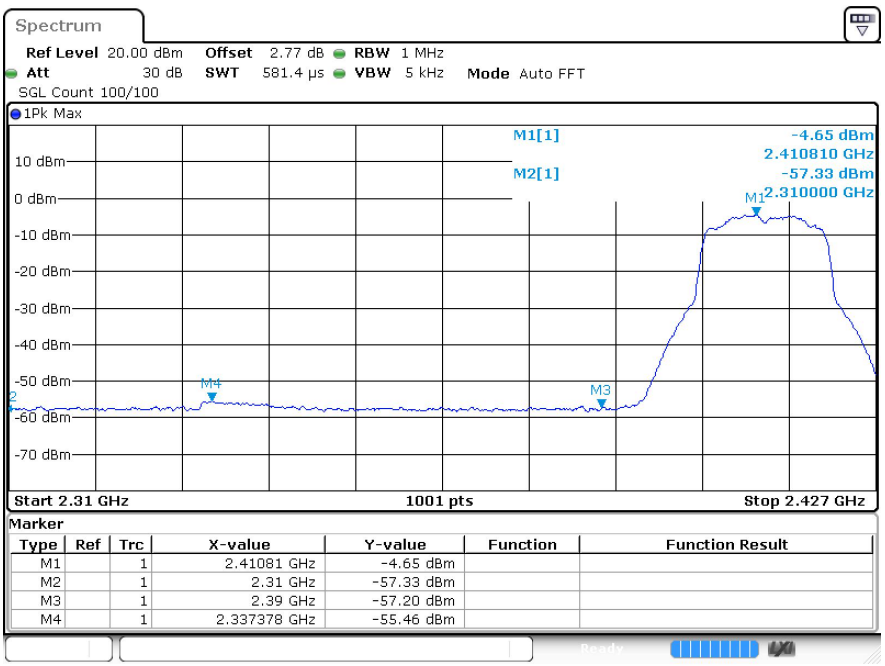

g 2462MHz Ant1 Peak

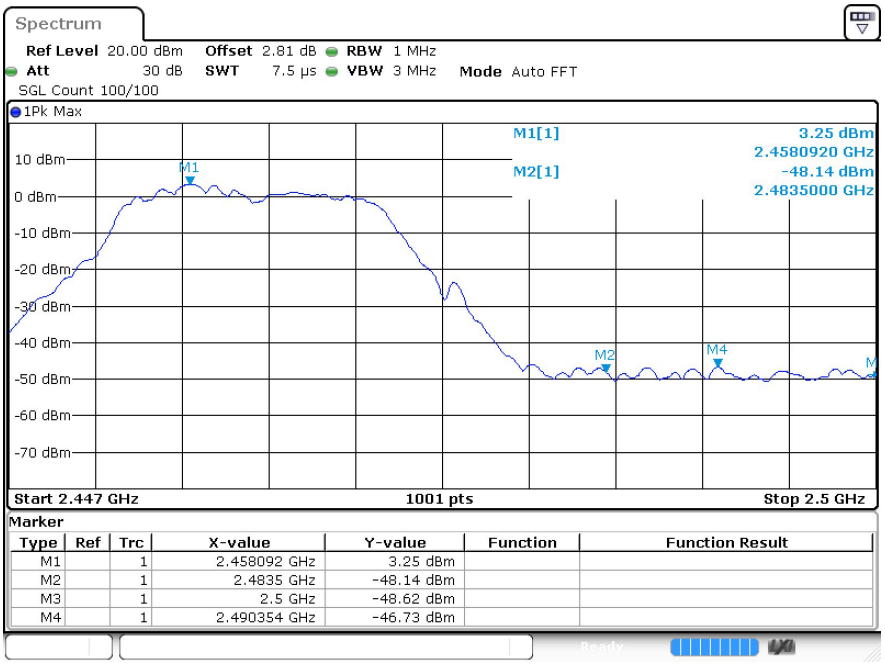

g 2462MHz Ant1 Average

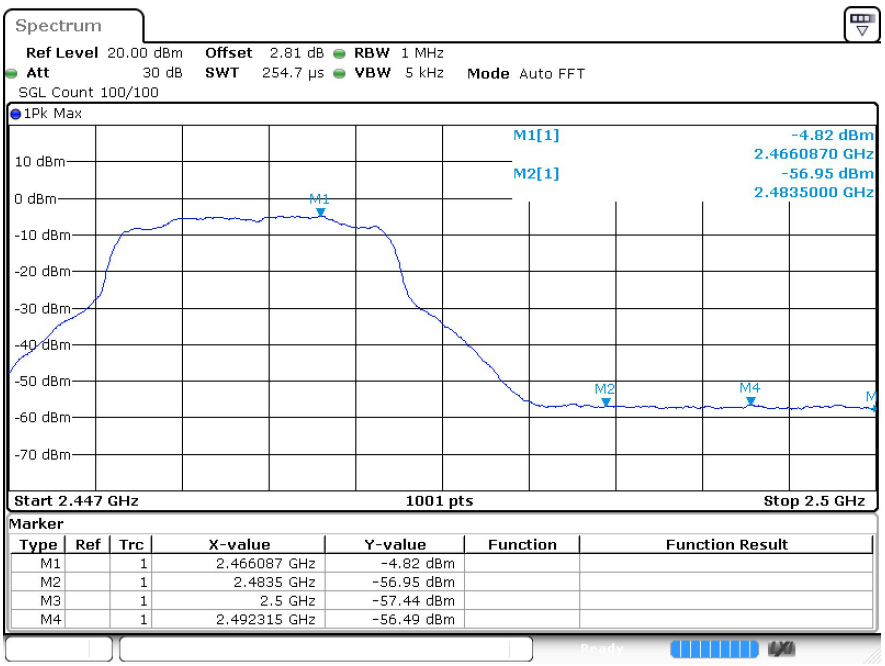

n20 2412MHz Ant1 Peak

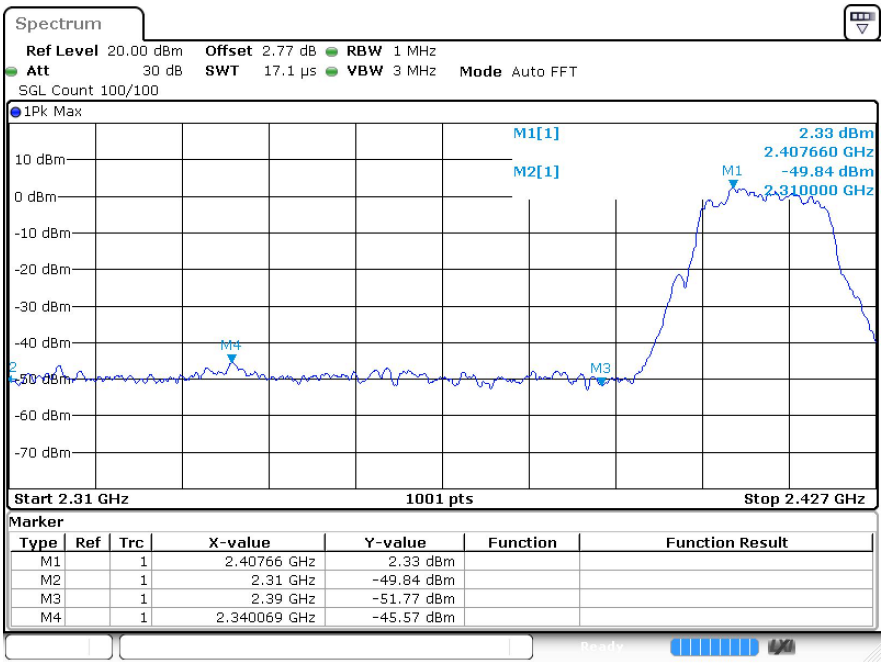

n20 2412MHz Ant1 Average

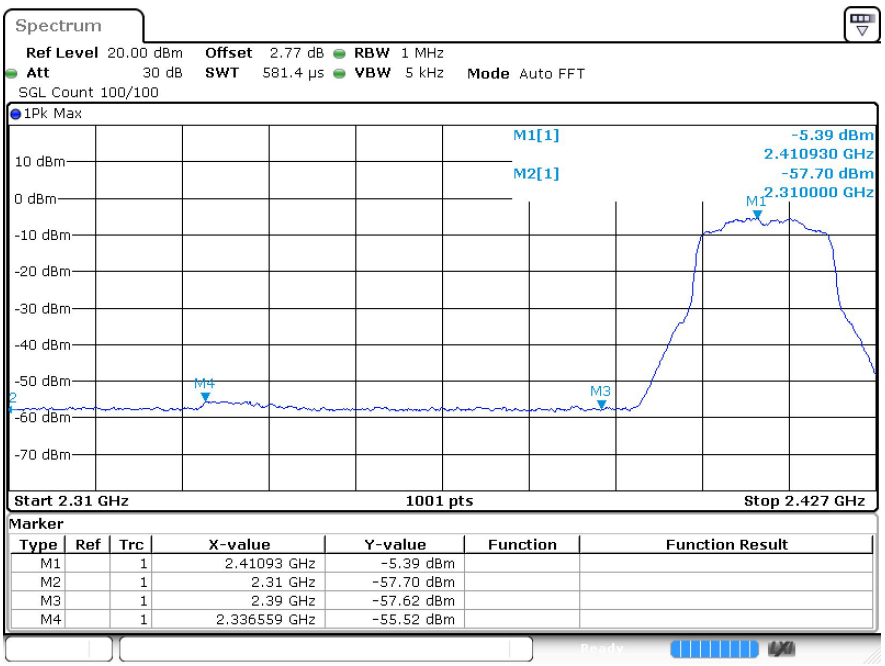

n20 2462MHz Ant1 Peak

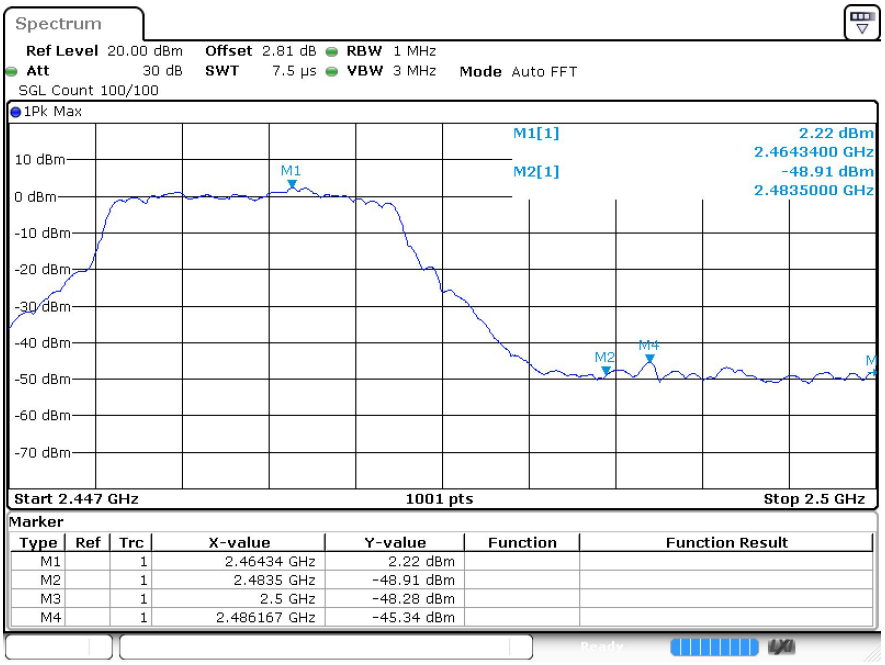

n20 2462MHz Ant1 Average

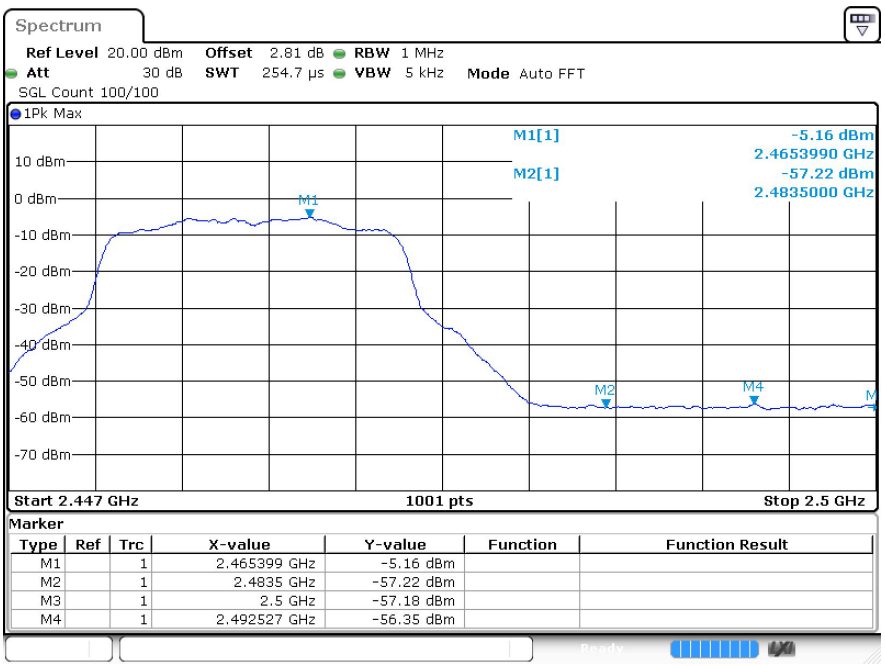

---The End---