Appendix Test Data

Report No.:	182512C400486101	Test Sample No.:	1-2-2
Start Test Date:	2024.7.26	Finish Test Date:	2024.7.26
Test Engineer:	Joker Wang	Auditor:	Justin Feng
Temperature:	25.5℃	Relative Humidity:	47%
Pressure:	101kPa		

Appendix A: 6dB Bandwidth

Test Result

TestMode	Antenna	Frequency[MHz]	6dB BW [MHz]	FL[MHz]	FH[MHz]	Limit[MHz]	Verdict
11B	Ant1	2412	7.520	2407.960	2415.480	0.5	PASS
11B	Ant1	2437	7.480	2433.440	2440.920	0.5	PASS
11B	Ant1	2462	8.480	2457.480	2465.960	0.5	PASS
11G	Ant1	2412	13.320	2404.520	2417.840	0.5	PASS
11G	Ant1	2437	15.280	2429.440	2444.720	0.5	PASS
11G	Ant1	2462	15.680	2453.840	2469.520	0.5	PASS
11N20SISO	Ant1	2412	13.560	2405.080	2418.640	0.5	PASS
11N20SISO	Ant1	2437	15.400	2429.440	2444.840	0.5	PASS
11N20SISO	Ant1	2462	15.680	2453.200	2468.880	0.5	PASS
11N40SISO	Ant1	2422	35.040	2404.400	2439.440	0.5	PASS
11N40SISO	Ant1	2437	32.560	2420.680	2453.240	0.5	PASS
11N40SISO	Ant1	2452	32.640	2436.880	2469.520	0.5	PASS

Test Graphs

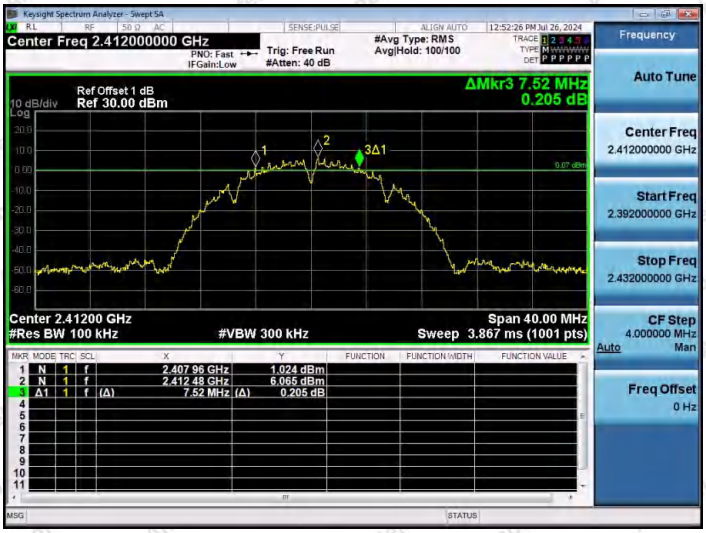

11B-Ant1-2412-PASS

11B-Ant1-2437-PASS

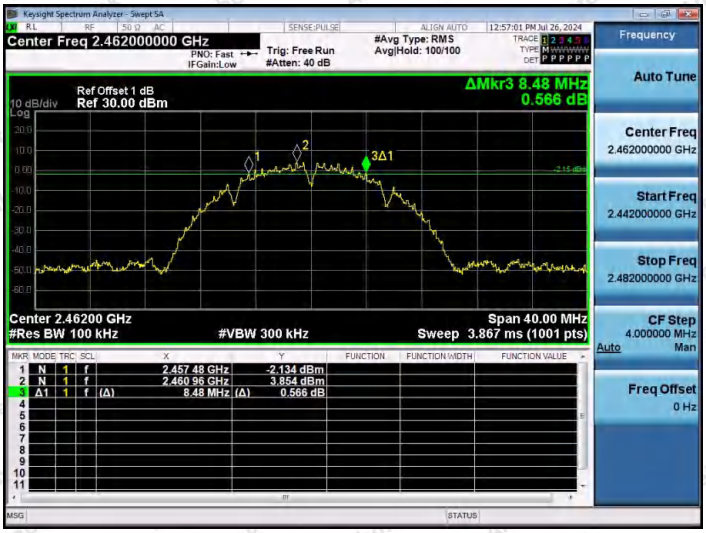

11B-Ant1-2462-PASS

11G-Ant1-2412-PASS

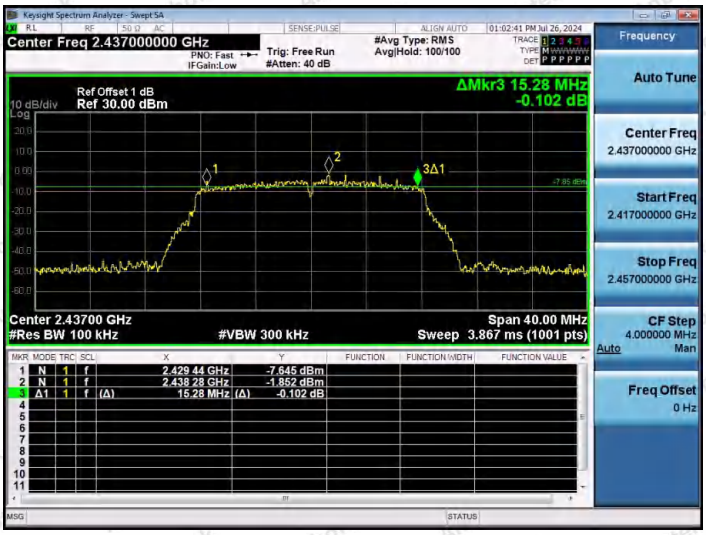

11G-Ant1-2437-PASS

11G-Ant1-2462-PASS

11N20SISO-Ant1-2412-PASS

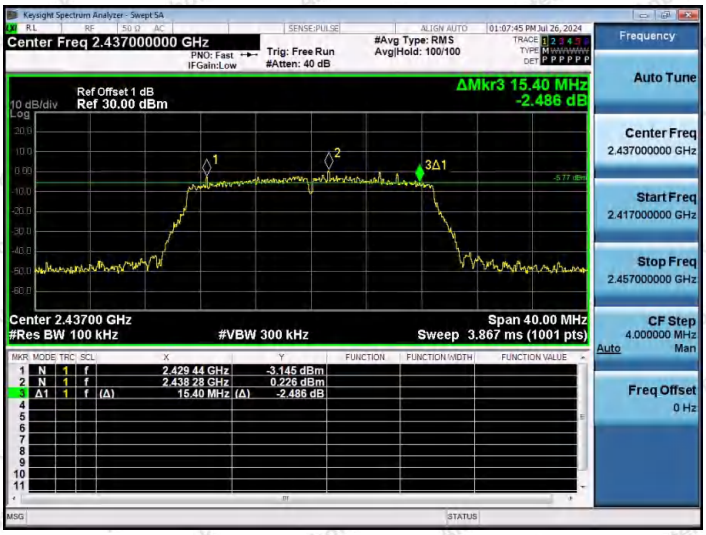

11N20SISO-Ant1-2437-PASS

11N20SISO-Ant1-2462-PASS

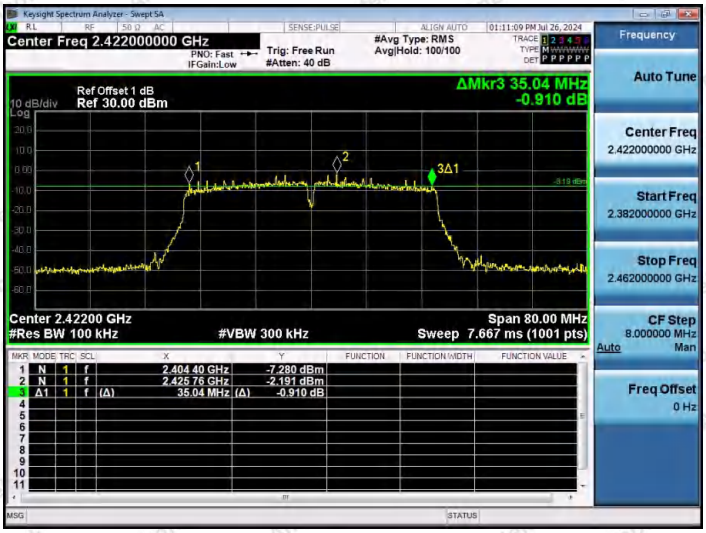

11N40SISO-Ant1-2422-PASS

11N40SISO-Ant1-2437-PASS

11N40SISO-Ant1-2452-PASS

Appendix B: 99% Occupied Bandwidth

Test Result

TestMode	Antenna	Channel Frequency[MHz]	OCB [MHz]	FL[MHz]	FH[MHz]	Limit[MHz]	Verdict
11B	Ant1	2412	12.569	2405.7294	2418.2984	---	---
11B	Ant1	2437	12.840	2430.6377	2443.4777	---	---
11B	Ant1	2462	12.785	2455.4787	2468.2637	---	---
11G	Ant1	2412	16.625	2403.6683	2420.2933	---	---
11G	Ant1	2437	16.798	2428.6763	2445.4743	---	---
11G	Ant1	2462	16.772	2453.5380	2470.3100	---	---
11N20SISO	Ant1	2412	17.672	2403.1628	2420.8348	---	---
11N20SISO	Ant1	2437	17.810	2428.1333	2445.9433	---	---
11N20SISO	Ant1	2462	17.784	2453.0376	2470.8216	---	---
11N40SISO	Ant1	2422	35.969	2404.0982	2440.0672	---	---
11N40SISO	Ant1	2437	36.124	2419.0148	2455.1388	---	---
11N40SISO	Ant1	2452	35.949	2433.9766	2469.9256	---	---

Test Graphs

11B-Ant1-2412

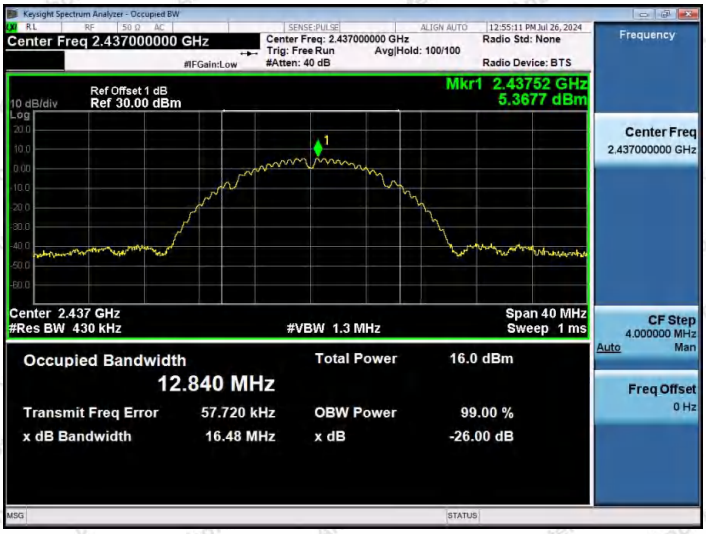

11B-Ant1-2437

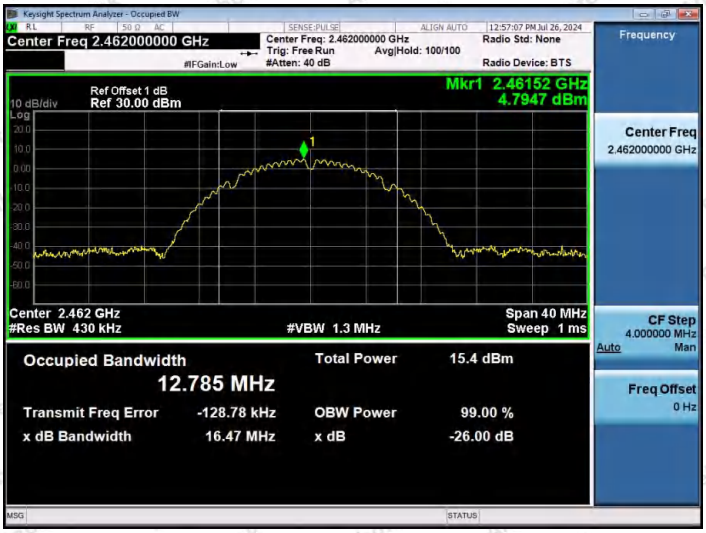

11B-Ant1-2462

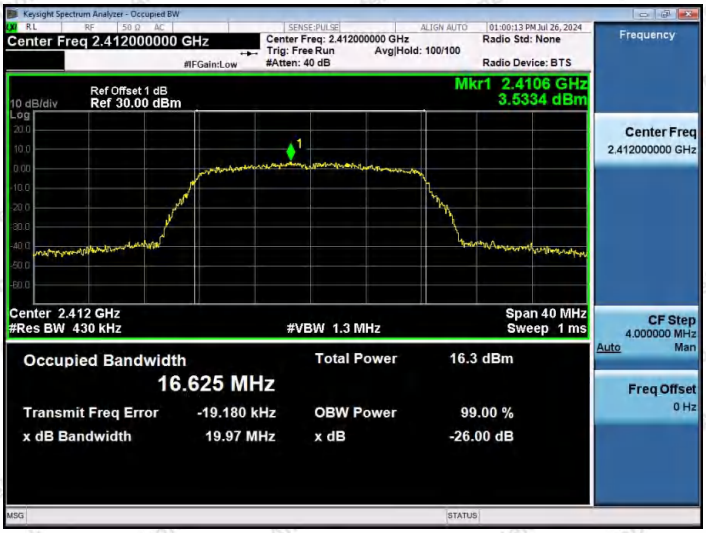

11G-Ant1-2412

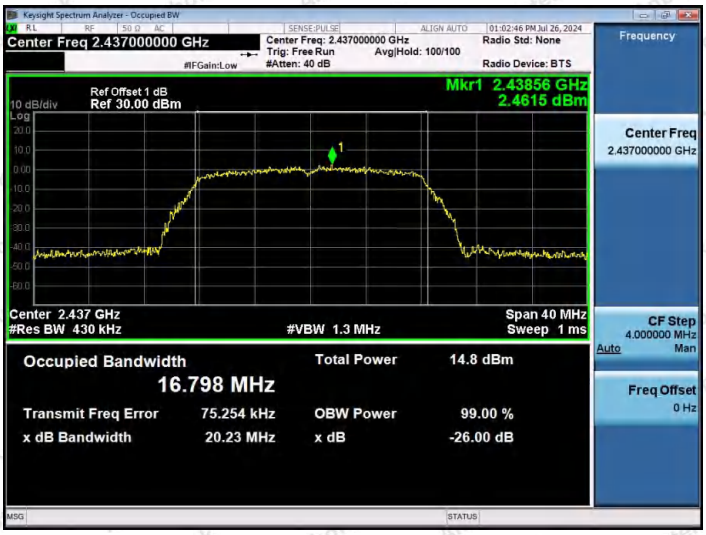

11G-Ant1-2437

11G-Ant1-2462

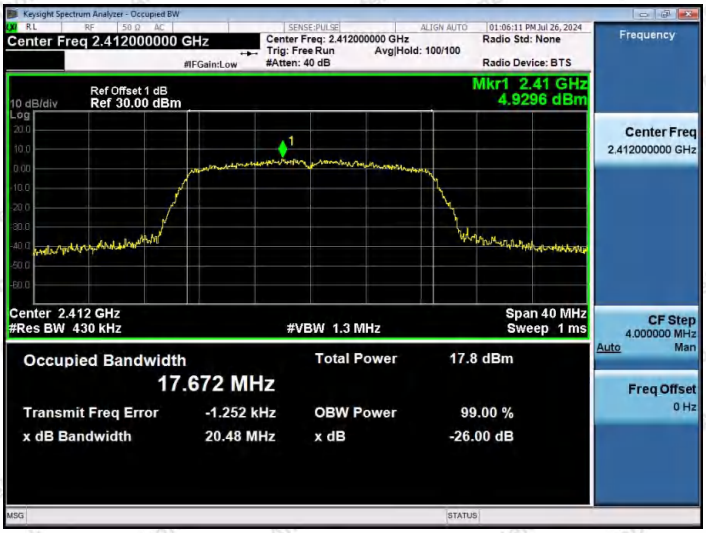

11N20SISO-Ant1-2412

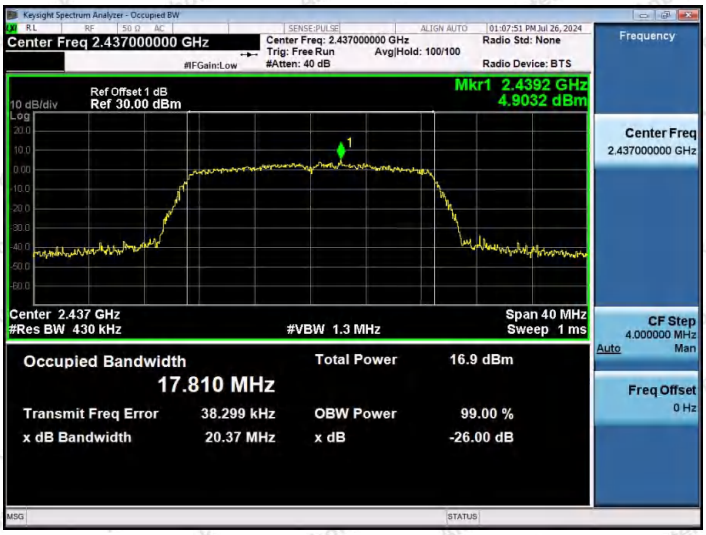

11N20SISO-Ant1-2437

11N20SISO-Ant1-2462

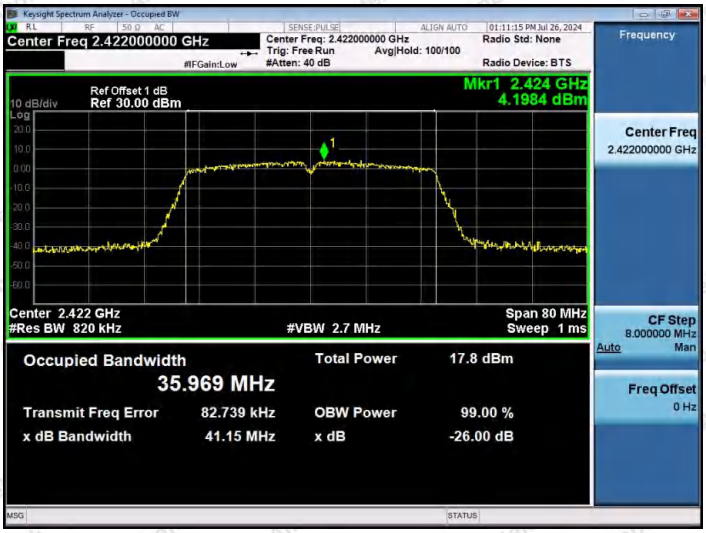

11N40SISO-Ant1-2422

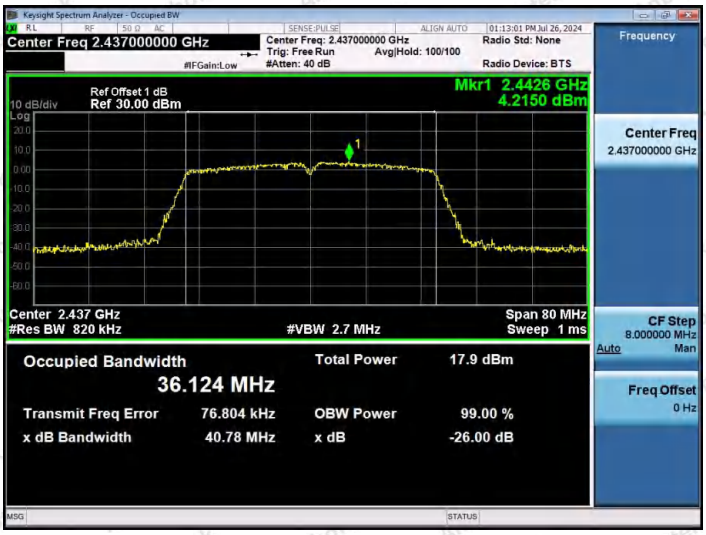

11N40SISO-Ant1-2437

11N40SISO-Ant1-2452

Appendix C: Maximum conducted output power

Test Result Average

Test Mode	Antenna	Frequency[MHz]	Average power [dBm]	Duty Cycle [%]	DC Factor [dB]	Result [dBm]	Limit [dBm]	Verdict
11B	Ant1	2412	15.62	94.16	0.26	15.88	≤30.00	PASS
11B	Ant1	2437	14.51	94.26	0.26	14.77	≤30.00	PASS
11B	Ant1	2462	13.94	94.16	0.26	14.20	≤30.00	PASS
11G	Ant1	2412	14.54	72.02	1.43	15.97	≤30.00	PASS
11G	Ant1	2437	13.19	70.92	1.49	14.68	≤30.00	PASS
11G	Ant1	2462	12.88	72.02	1.43	14.31	≤30.00	PASS
11N20SISO	Ant1	2412	16.36	70.65	1.51	17.87	≤30.00	PASS
11N20SISO	Ant1	2437	15.31	70.65	1.51	16.82	≤30.00	PASS
11N20SISO	Ant1	2462	14.67	71.43	1.46	16.13	≤30.00	PASS
11N40SISO	Ant1	2422	15.30	54.62	2.63	17.93	≤30.00	PASS
11N40SISO	Ant1	2437	15.37	54.24	2.66	18.03	≤30.00	PASS
11N40SISO	Ant1	2452	15.24	56.64	2.47	17.71	≤30.00	PASS

Note：The Duty Cycle Factor(10*log(1/D)) and cable loss are compensated in the graph.

Test Graphs Average

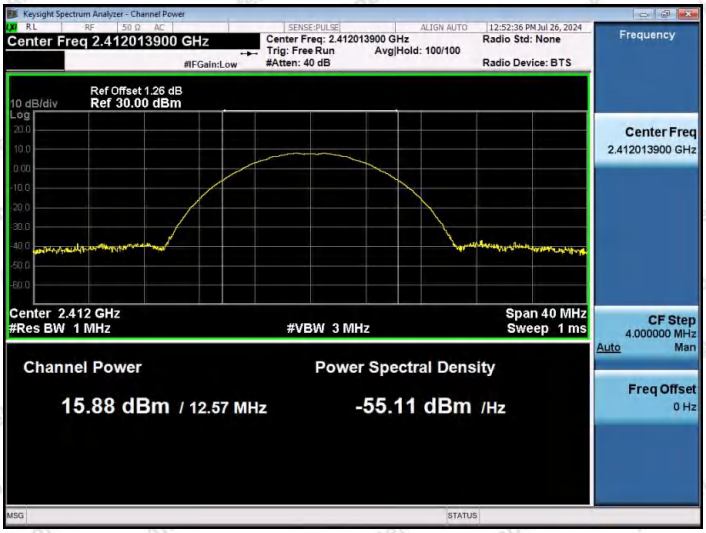

11B-Ant1-2412-PASS

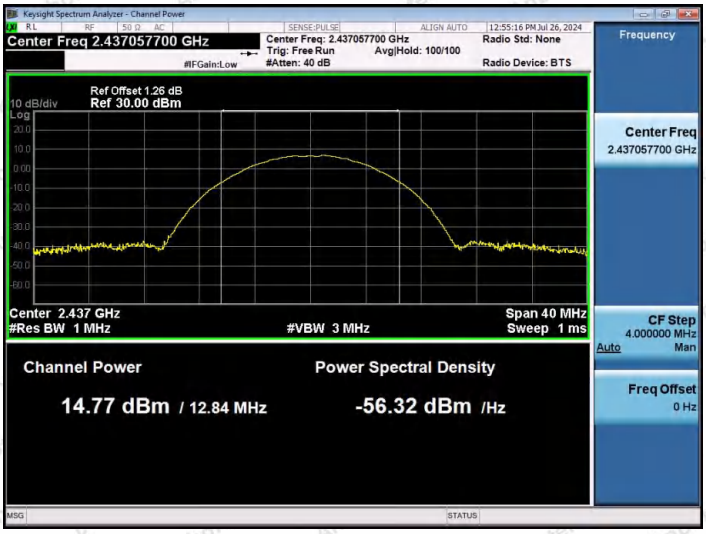

11B-Ant1-2437-PASS

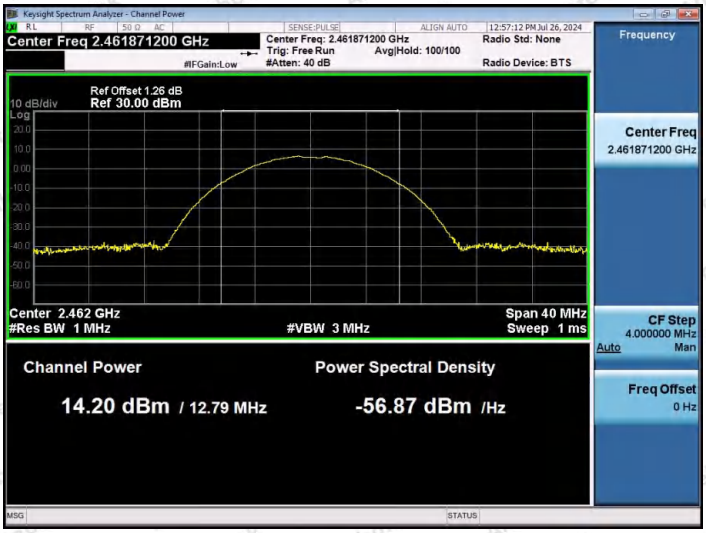

11B-Ant1-2462-PASS

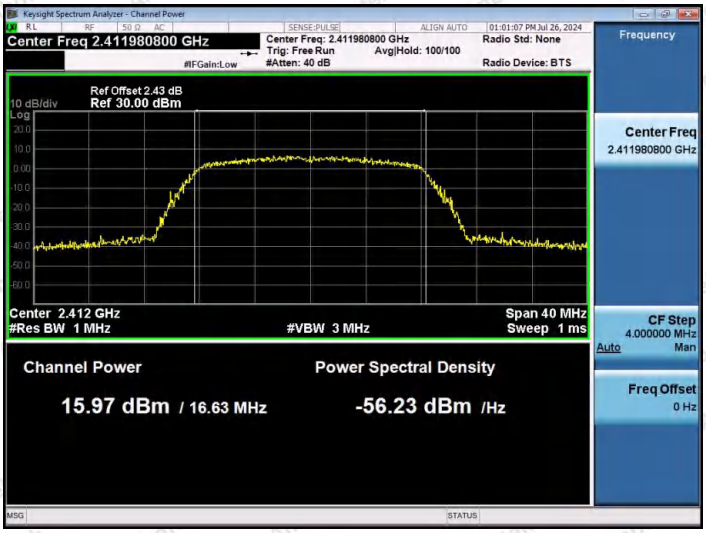

11G-Ant1-2412-PASS

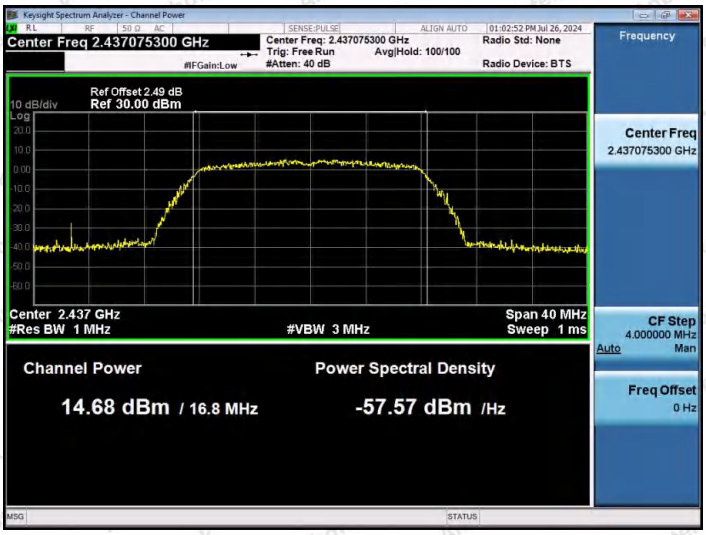

11G-Ant1-2437-PASS

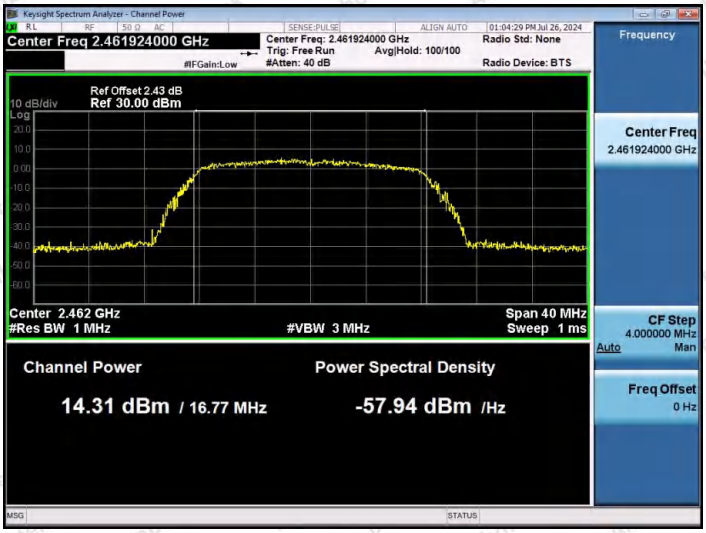

11G-Ant1-2462-PASS

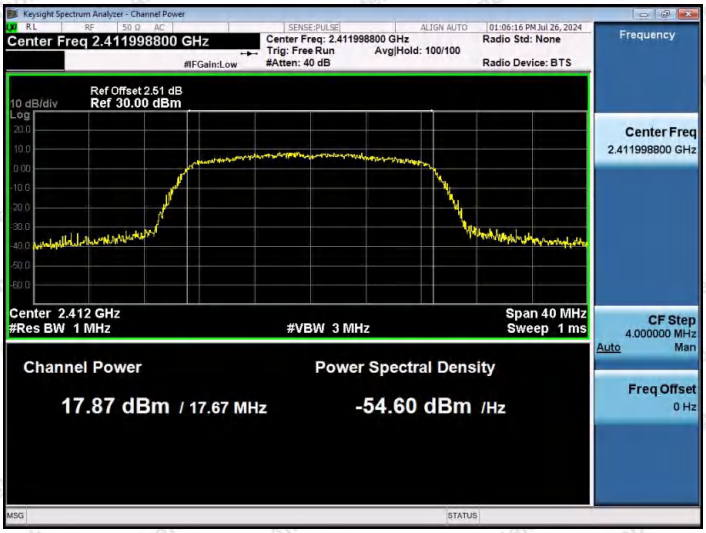

11N20SISO-Ant1-2412-PASS

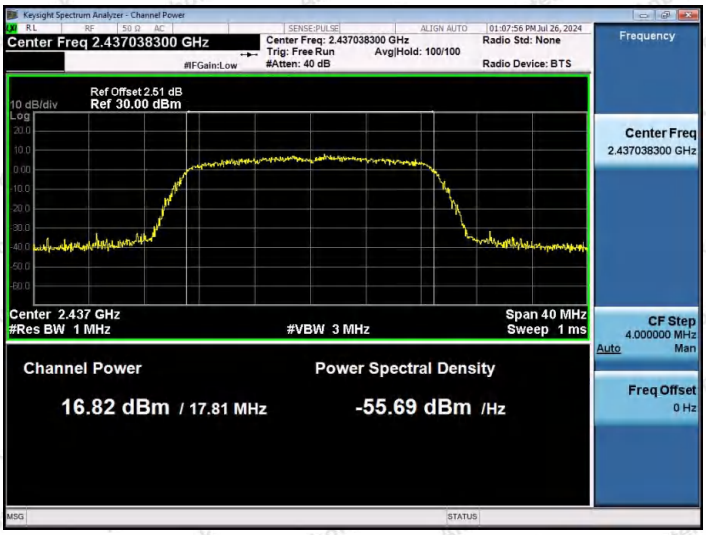

11N20SISO-Ant1-2437-PASS

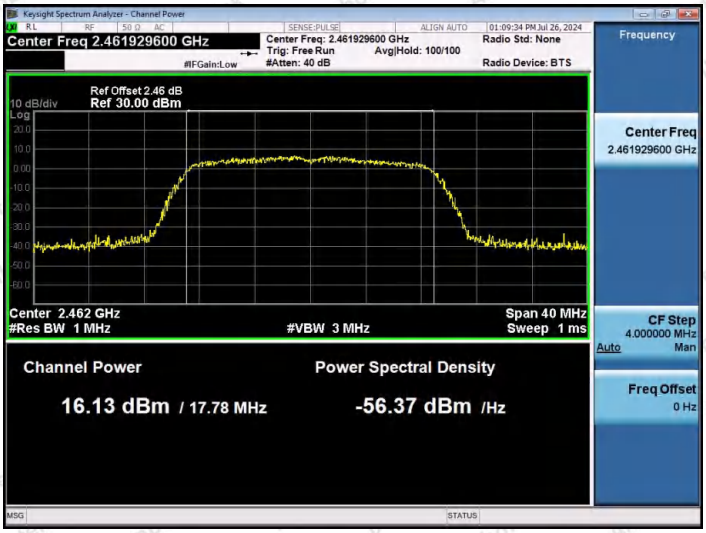

11N20SISO-Ant1-2462-PASS

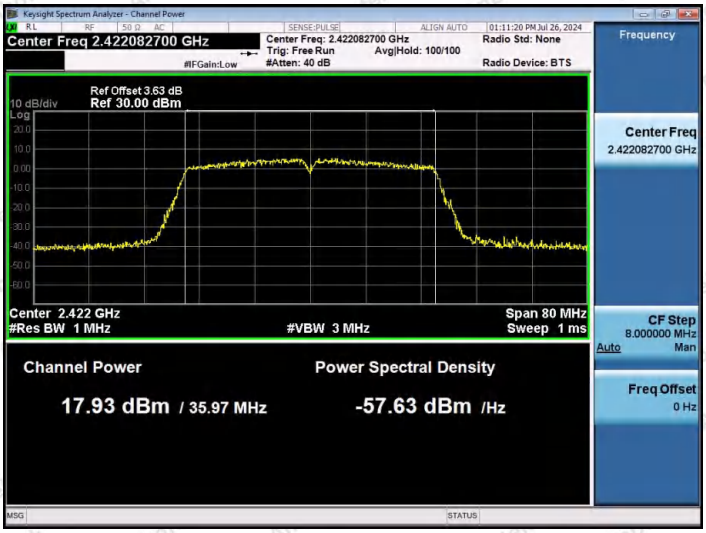

11N40SISO-Ant1-2422-PASS

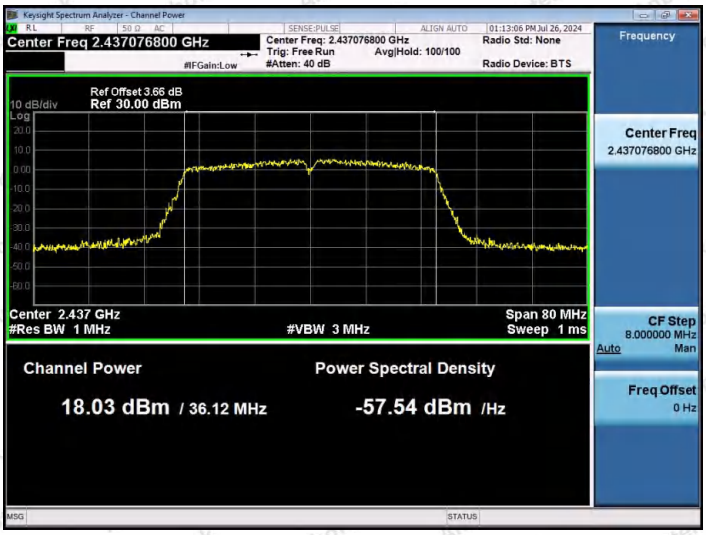

11N40SISO-Ant1-2437-PASS

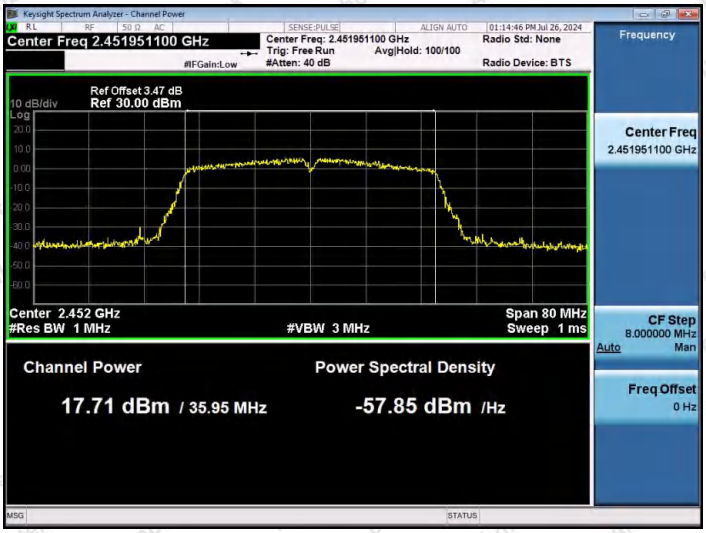

11N40SISO-Ant1-2452-PASS

Appendix D: Maximum power spectral density

Test Result

TestMode	Antenna	Frequency [MHz]	Result[dBm/30kHz]	Result[dBm/3kHz]	Limit[dBm/3kHz]	Verdict
11B	Ant1	2412	-6.91	-16.91	≤8.00	PASS
11B	Ant1	2437	-8.25	-18.25	≤8.00	PASS
11B	Ant1	2462	-8.64	-18.64	≤8.00	PASS
11G	Ant1	2412	-12.89	-22.89	≤8.00	PASS
11G	Ant1	2437	-14.20	-24.20	≤8.00	PASS
11G	Ant1	2462	-13.99	-23.99	≤8.00	PASS
11N20SISO	Ant1	2412	-10.94	-20.94	≤8.00	PASS
11N20SISO	Ant1	2437	-12.24	-22.24	≤8.00	PASS
11N20SISO	Ant1	2462	-12.19	-22.19	≤8.00	PASS
11N40SISO	Ant1	2422	-14.90	-24.90	≤8.00	PASS
11N40SISO	Ant1	2437	-14.84	-24.84	≤8.00	PASS
11N40SISO	Ant1	2452	-14.69	-24.69	≤8.00	PASS

Note：

1. The Duty Cycle Factor(10*log(1/D)) and cable loss are compensated in the graph.
2. PSD(dBm/3kHz)= PSD(dBm/30kHz)- (10*log(30/3))

Test Graphs

11B-Ant1-2412-PASS

11B-Ant1-2437-PASS

11B-Ant1-2462-PASS

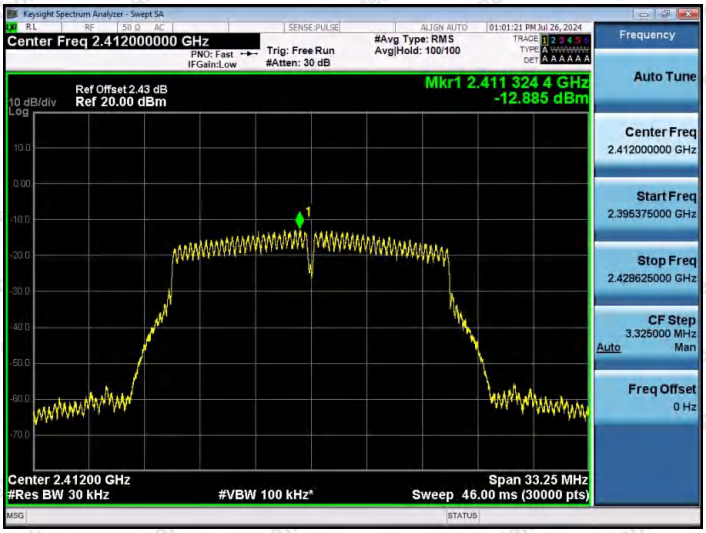

11G-Ant1-2412-PASS

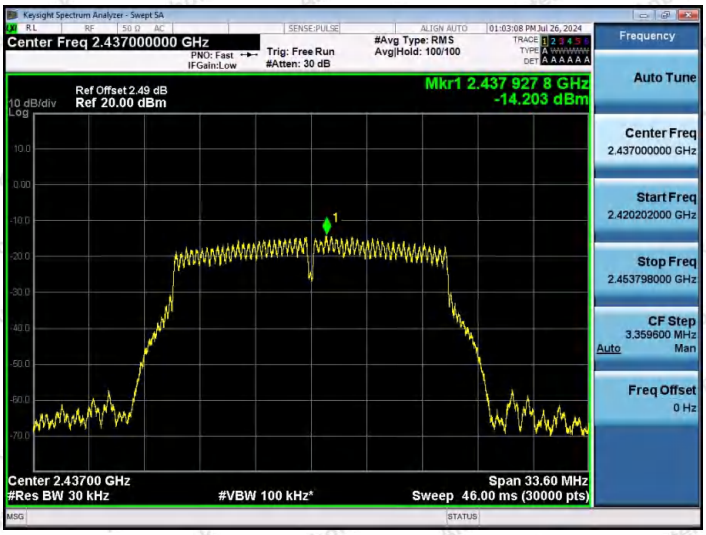

11G-Ant1-2437-PASS

11G-Ant1-2462-PASS

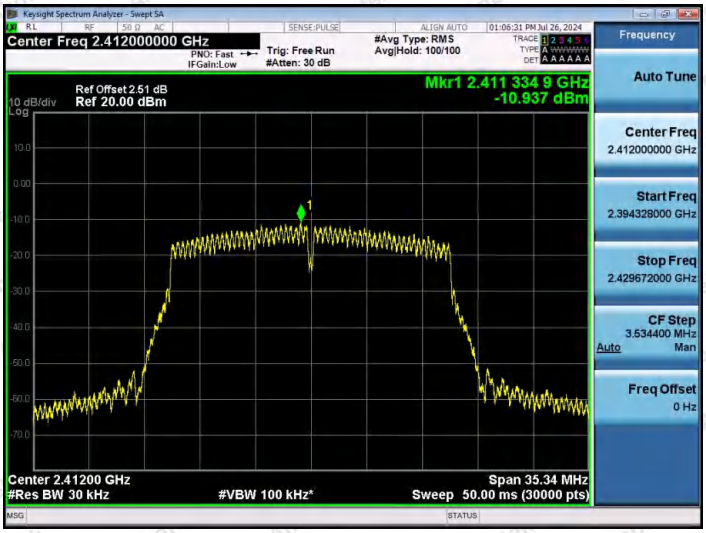

11N20SISO-Ant1-2412-PASS

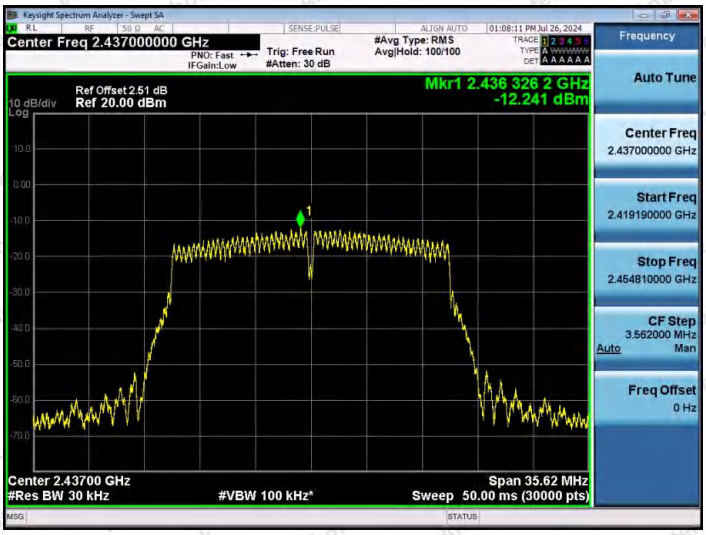

11N20SISO-Ant1-2437-PASS

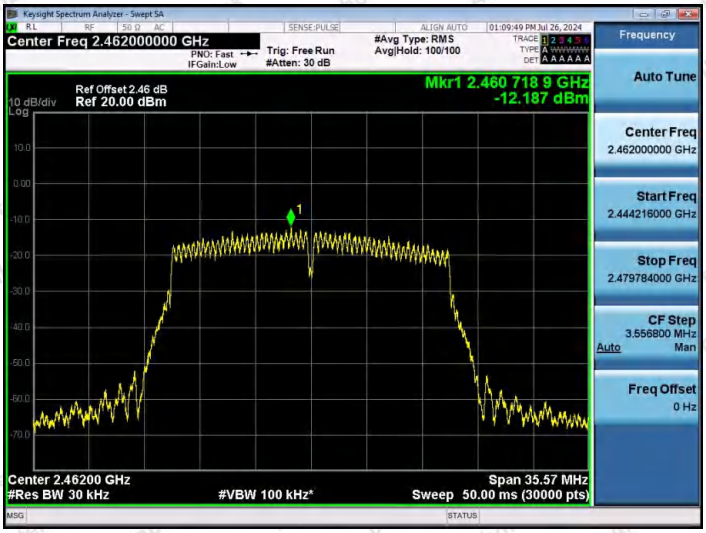

11N20SISO-Ant1-2462-PASS

11N40SISO-Ant1-2422-PASS

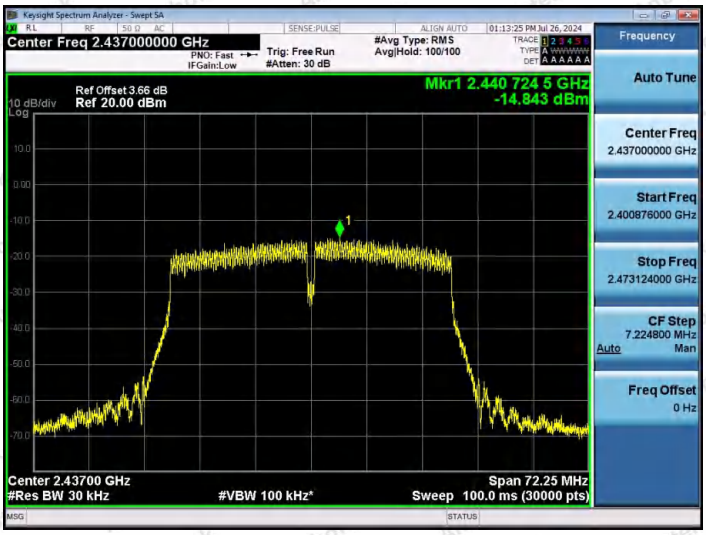

11N40SISO-Ant1-2437-PASS

11N40SISO-Ant1-2452-PASS

Appendix E: Conducted Band edge

Test Result

TestMode	Antenna	ChName	Frequency[MHz]	RefLevel[dBm]	Result[dBm]	Limit[dBm]	Verdict
11B	Ant1	Low	2412	5.87	-45.4	≤-24.13	PASS
11B	Ant1	High	2462	4.37	-56.81	≤-25.63	PASS
11G	Ant1	Low	2412	-0.72	-44.15	≤-30.72	PASS
11G	Ant1	High	2462	-1.52	-55.55	≤-31.52	PASS
11N20SISO	Ant1	Low	2412	1.90	-42.31	≤-28.1	PASS
11N20SISO	Ant1	High	2462	-0.22	-54.18	≤-30.22	PASS
11N40SISO	Ant1	Low	2422	-2.32	-42.1	≤-32.32	PASS
11N40SISO	Ant1	High	2452	-1.80	-50.55	≤-31.8	PASS

Test Graphs

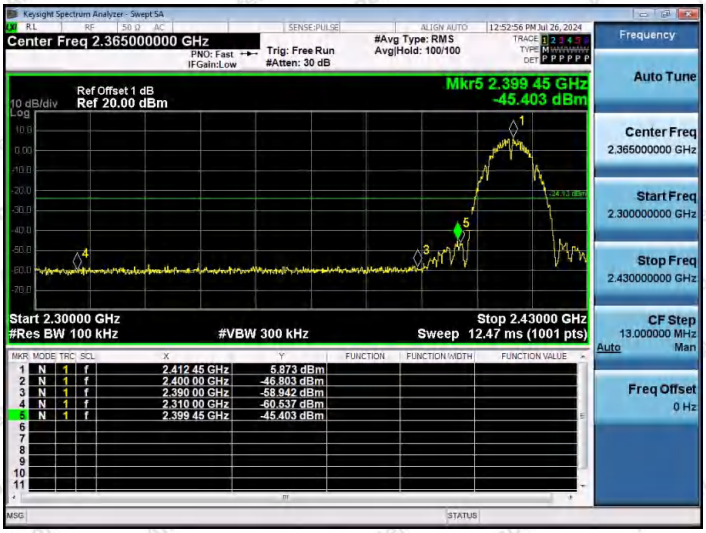

11B-Ant1-2412-PASS

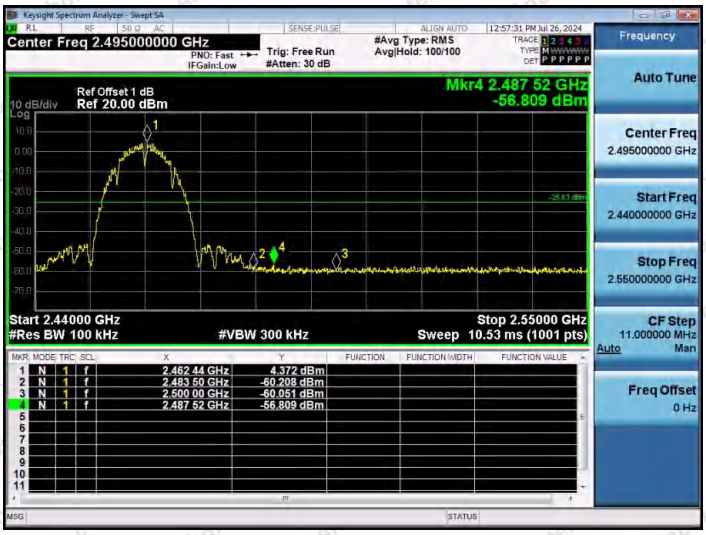

11B-Ant1-2462-PASS

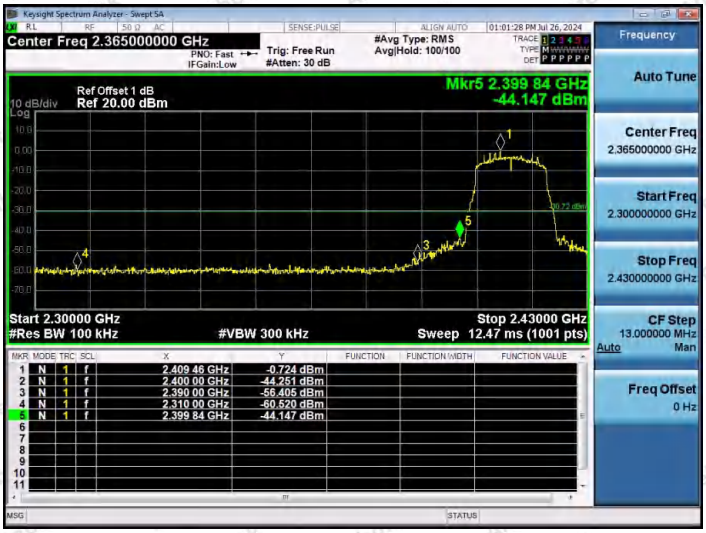

11G-Ant1-2412-PASS

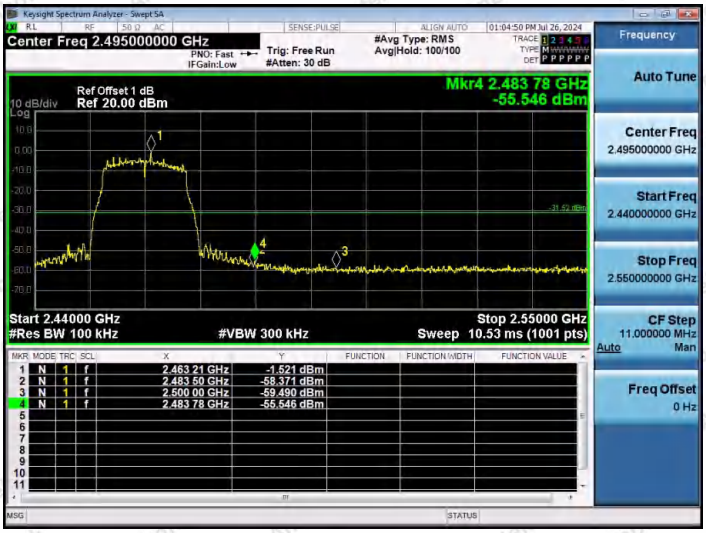

11G-Ant1-2462-PASS

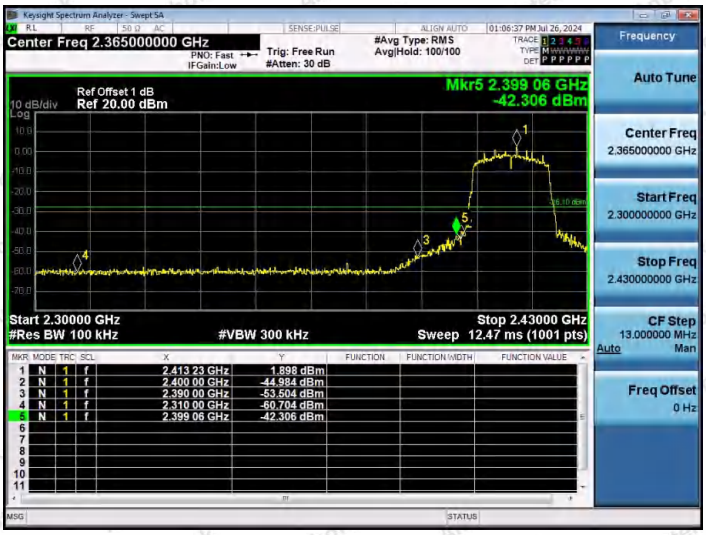

11N20SISO-Ant1-2412-PASS

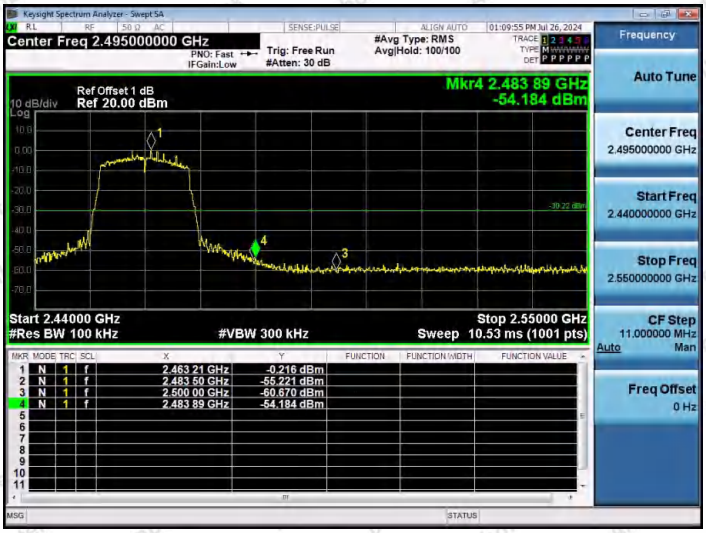

11N20SISO-Ant1-2462-PASS

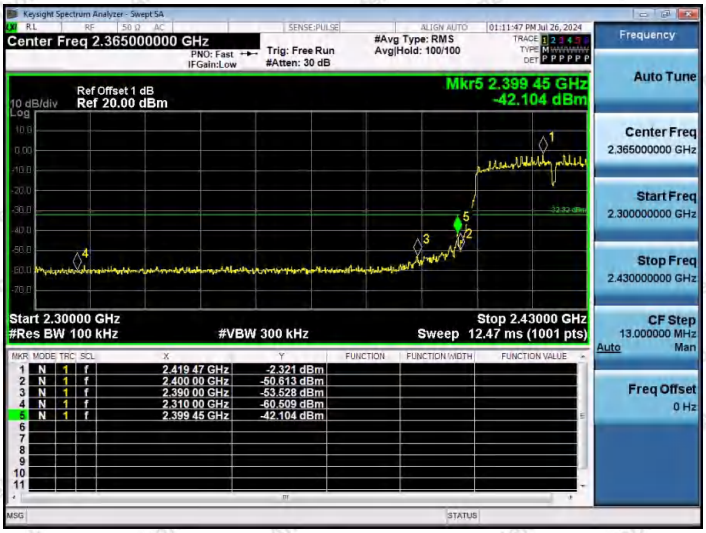

11N40SISO-Ant1-2422-PASS

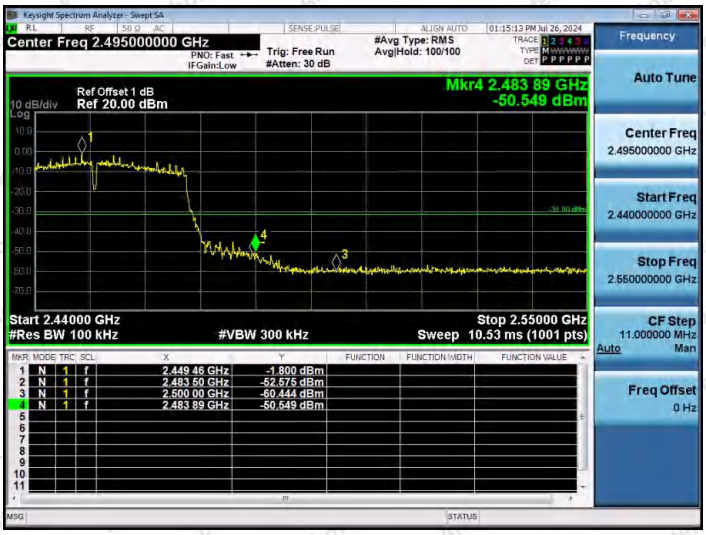

11N40SISO-Ant1-2452-PASS

Appendix F: Conducted Spurious Emission

Test Result

TestMode	Antenna	Frequency[MHz]	FreqRange [Mhz]	RefLevel [dBm]	Result [dBm]	Limit [dBm]	Verdict
11B	Ant1	2412	0~Reference	4.82	4.82	---	PASS
11B	Ant1	2412	30~1000	4.82	-68.76	≤-25.18	PASS
11B	Ant1	2412	1000~26500	4.82	-46.53	≤-25.18	PASS
11B	Ant1	2437	0~Reference	2.77	2.77	---	PASS
11B	Ant1	2437	30~1000	2.77	-68.74	≤-27.23	PASS
11B	Ant1	2437	1000~26500	2.77	-47.76	≤-27.23	PASS
11B	Ant1	2462	0~Reference	2.23	2.23	---	PASS
11B	Ant1	2462	30~1000	2.23	-68.86	≤-27.77	PASS
11B	Ant1	2462	1000~26500	2.23	-47.19	≤-27.77	PASS
11G	Ant1	2412	0~Reference	-0.19	-0.19	---	PASS
11G	Ant1	2412	30~1000	-0.19	-68.01	≤-30.19	PASS
11G	Ant1	2412	1000~26500	-0.19	-53.6	≤-30.19	PASS
11G	Ant1	2437	0~Reference	-3.91	-3.91	---	PASS
11G	Ant1	2437	30~1000	-3.91	-68.64	≤-33.91	PASS
11G	Ant1	2437	1000~26500	-3.91	-53.37	≤-33.91	PASS
11G	Ant1	2462	0~Reference	-2.48	-2.48	---	PASS
11G	Ant1	2462	30~1000	-2.48	-69.18	≤-32.48	PASS
11G	Ant1	2462	1000~26500	-2.48	-53.56	≤-32.48	PASS
11N20SISO	Ant1	2412	0~Reference	0.91	0.91	---	PASS
11N20SISO	Ant1	2412	30~1000	0.91	-68.43	≤-29.09	PASS
11N20SISO	Ant1	2412	1000~26500	0.91	-52.53	≤-29.09	PASS
11N20SISO	Ant1	2437	0~Reference	-1.93	-1.93	---	PASS
11N20SISO	Ant1	2437	30~1000	-1.93	-68.81	≤-31.93	PASS
11N20SISO	Ant1	2437	1000~26500	-1.93	-52.2	≤-31.93	PASS
11N20SISO	Ant1	2462	0~Reference	-2.69	-2.69	---	PASS
11N20SISO	Ant1	2462	30~1000	-2.69	-68.77	≤-32.69	PASS
11N20SISO	Ant1	2462	1000~26500	-2.69	-53.59	≤-32.69	PASS
11N40SISO	Ant1	2422	0~Reference	-4.44	-4.44	---	PASS
11N40SISO	Ant1	2422	30~1000	-4.44	-68.75	≤-34.44	PASS
11N40SISO	Ant1	2422	1000~26500	-4.44	-51.28	≤-34.44	PASS
11N40SISO	Ant1	2437	0~Reference	-2.93	-2.93	---	PASS
11N40SISO	Ant1	2437	30~1000	-2.93	-67.98	≤-32.93	PASS
11N40SISO	Ant1	2437	1000~26500	-2.93	-53.26	≤-32.93	PASS
11N40SISO	Ant1	2452	0~Reference	-4.15	-4.15	---	PASS
11N40SISO	Ant1	2452	30~1000	-4.15	-68.95	≤-34.15	PASS
11N40SISO	Ant1	2452	1000~26500	-4.15	-52.6	≤-34.15	PASS

Test Graphs

11B-Ant1-2412-0~Reference-PASS

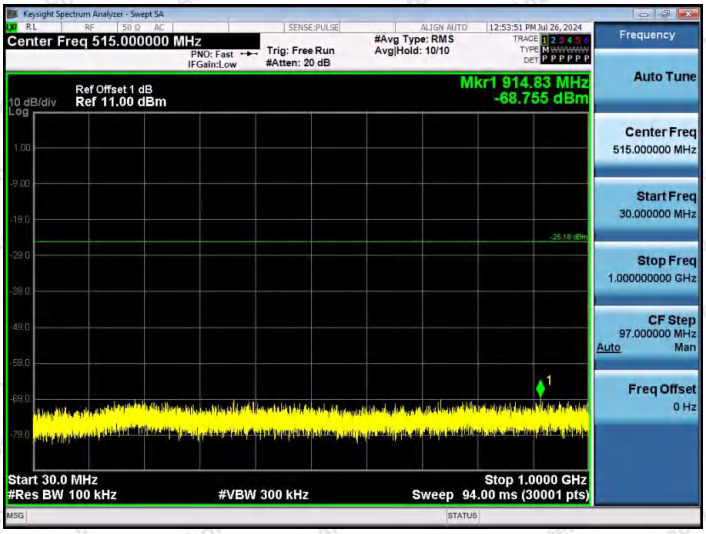

11B-Ant1-2412-30~1000-PASS

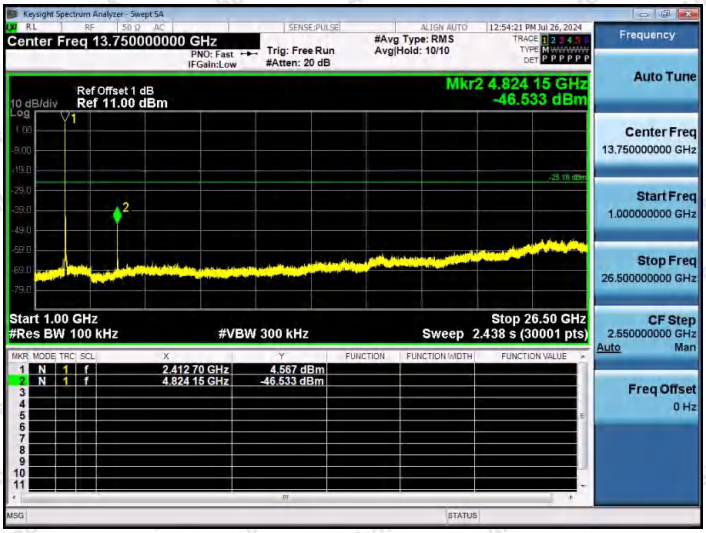

11B-Ant1-2412-1000~26500-PASS

11B-Ant1-2437-0~Reference-PASS

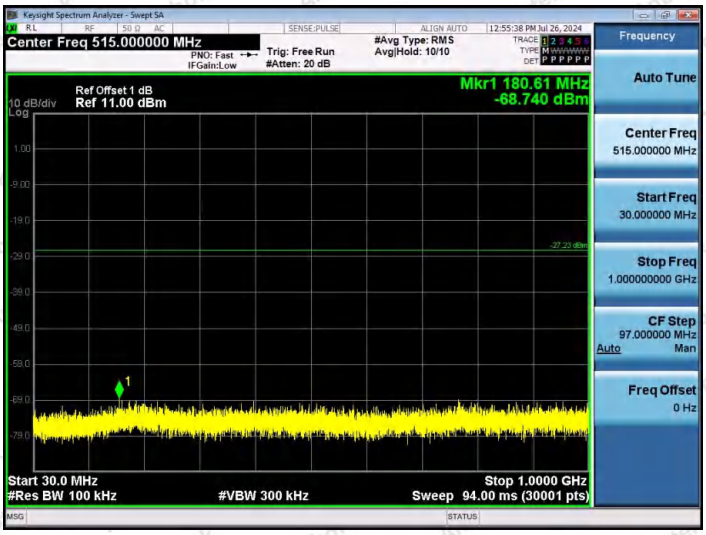

11B-Ant1-2437-30~1000-PASS

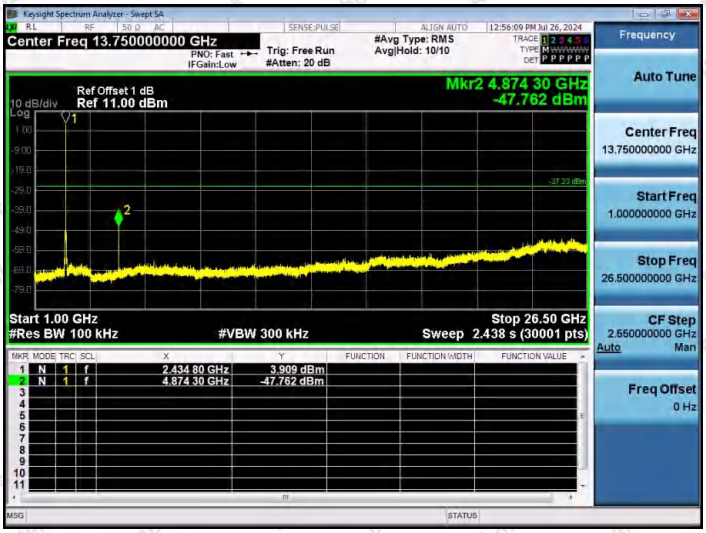

11B-Ant1-2437-1000~26500-PASS

11B-Ant1-2462-0~Reference-PASS

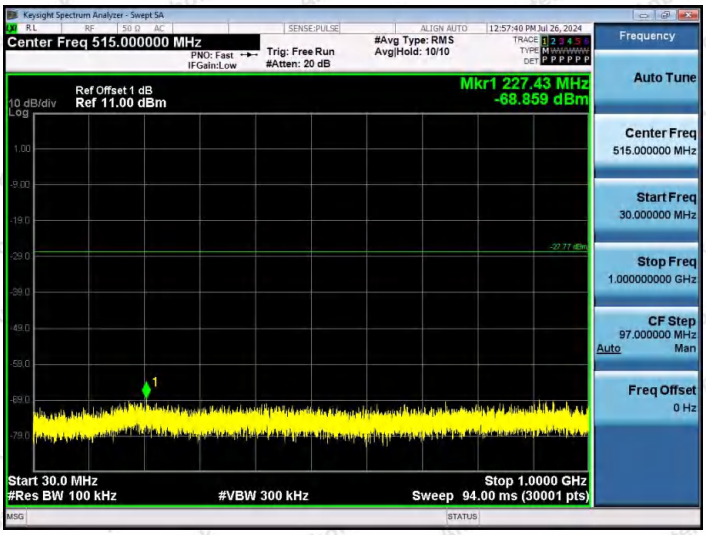

11B-Ant1-2462-30~1000-PASS

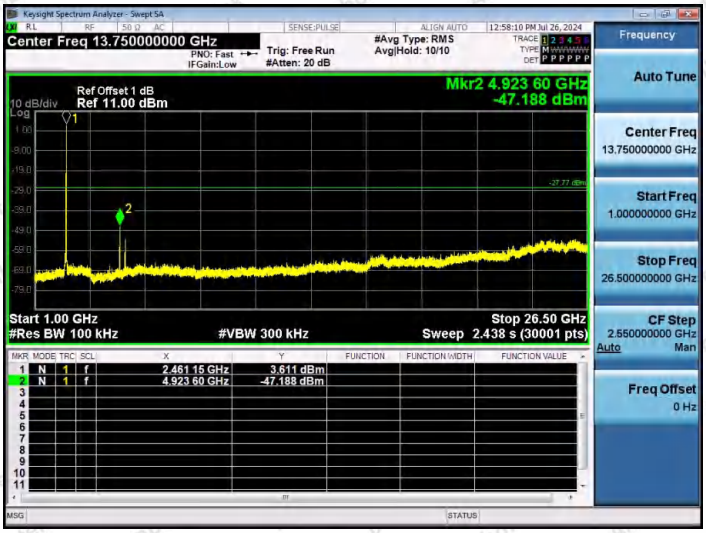

11B-Ant1-2462-1000~26500-PASS

11G-Ant1-2412-0~Reference-PASS

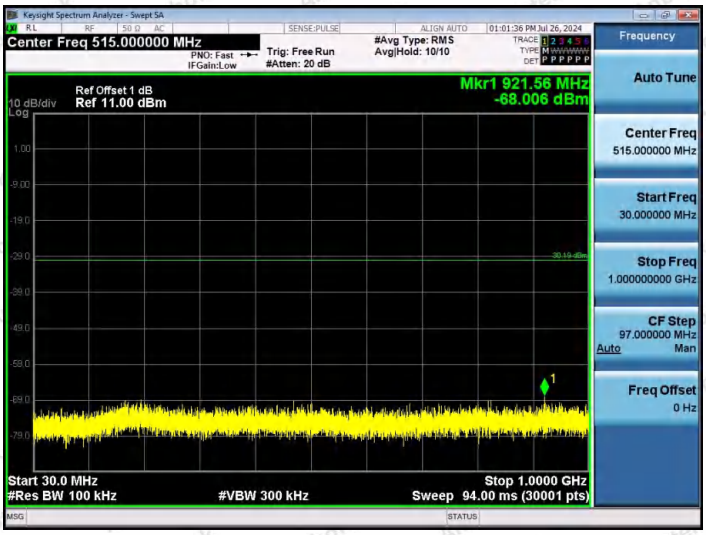

11G-Ant1-2412-30~1000-PASS

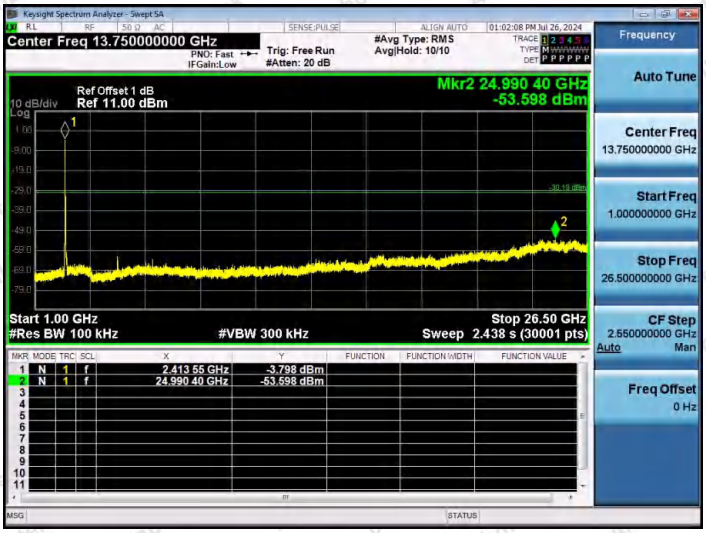

11G-Ant1-2412-1000~26500-PASS

11G-Ant1-2437-0~Reference-PASS

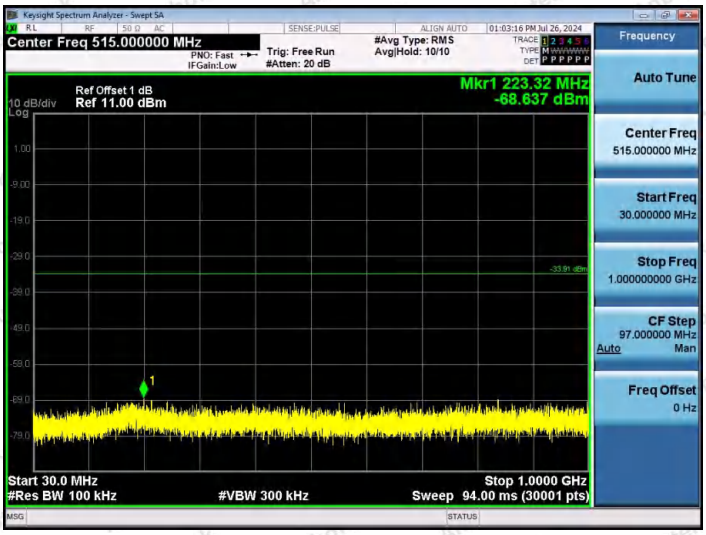

11G-Ant1-2437-30~1000-PASS

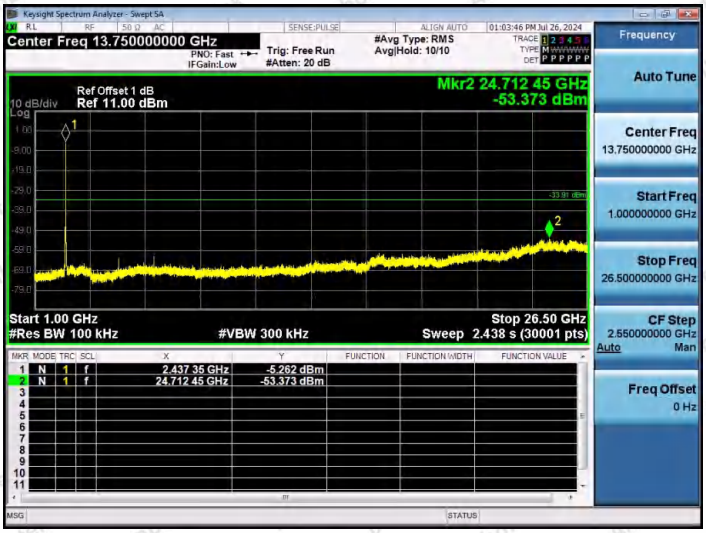

11G-Ant1-2437-1000~26500-PASS

11G-Ant1-2462-0~Reference-PASS

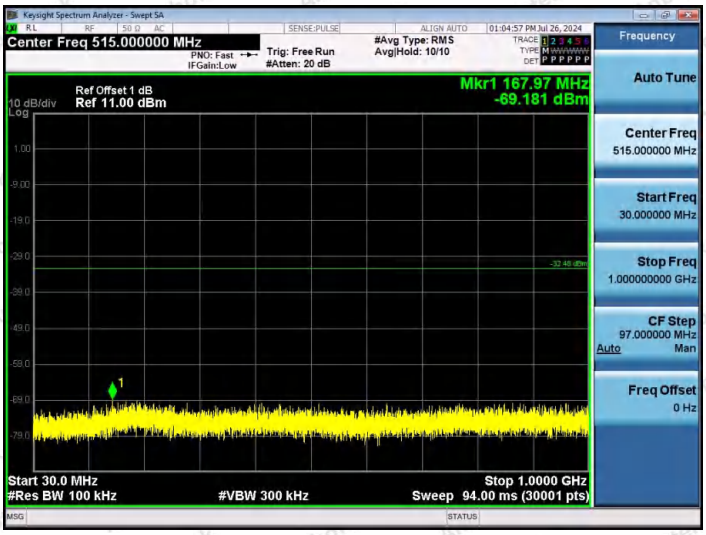

11G-Ant1-2462-30~1000-PASS

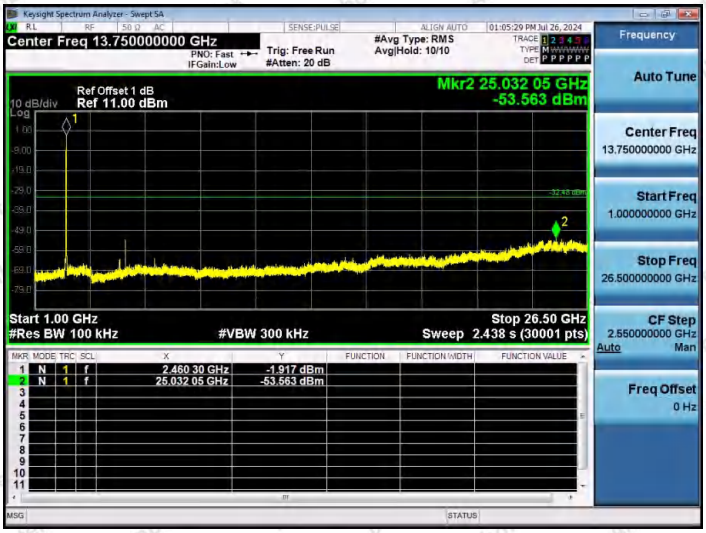

11G-Ant1-2462-1000~26500-PASS

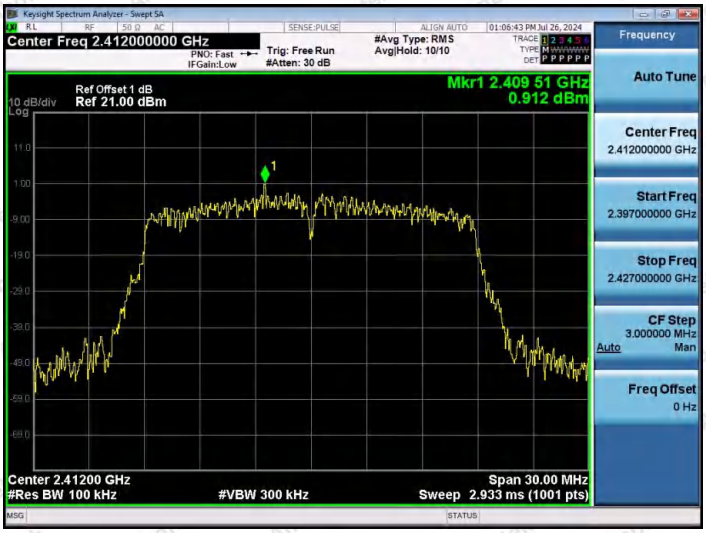

11N20SISO-Ant1-2412-0~Reference-PASS

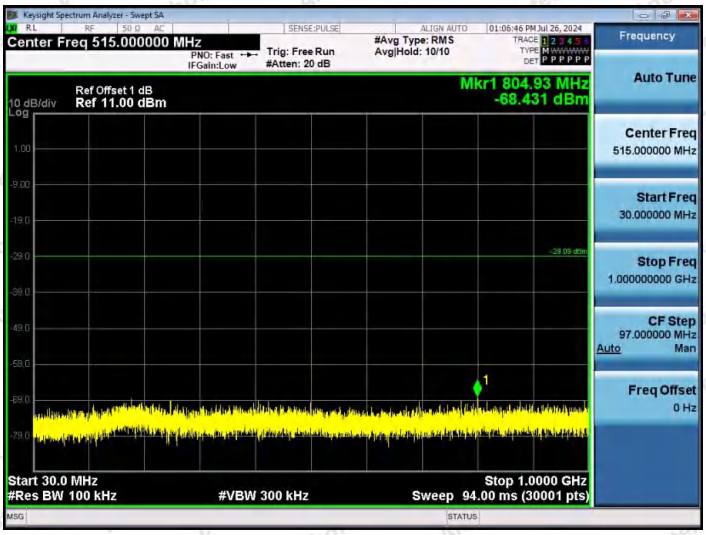

11N20SISO-Ant1-2412-30~1000-PASS

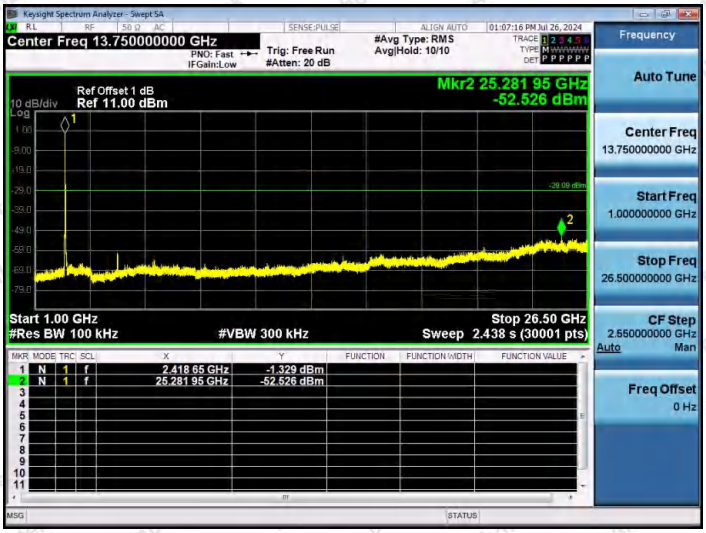

11N20SISO-Ant1-2412-1000~26500-PASS

11N20SISO-Ant1-2437-0~Reference-PASS

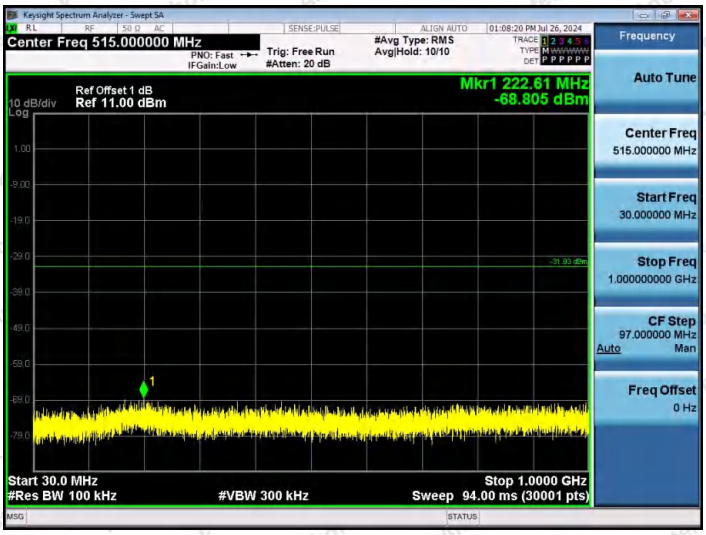

11N20SISO-Ant1-2437-30~1000-PASS

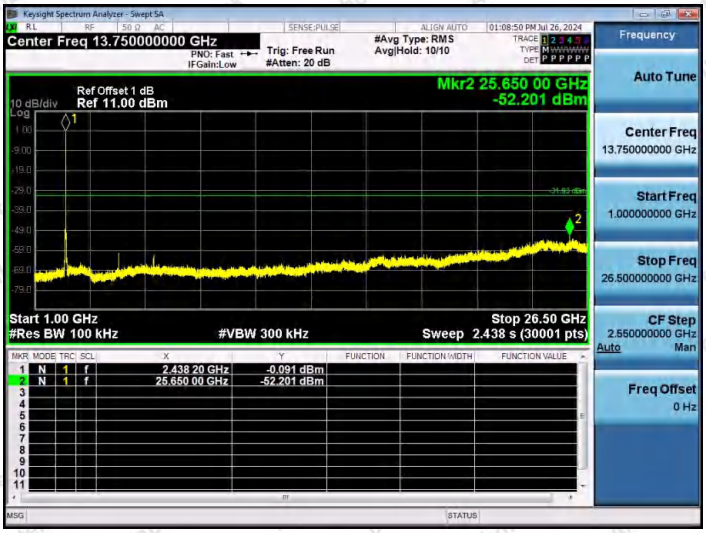

11N20SISO-Ant1-2437-1000~26500-PASS

11N20SISO-Ant1-2462-0~Reference-PASS

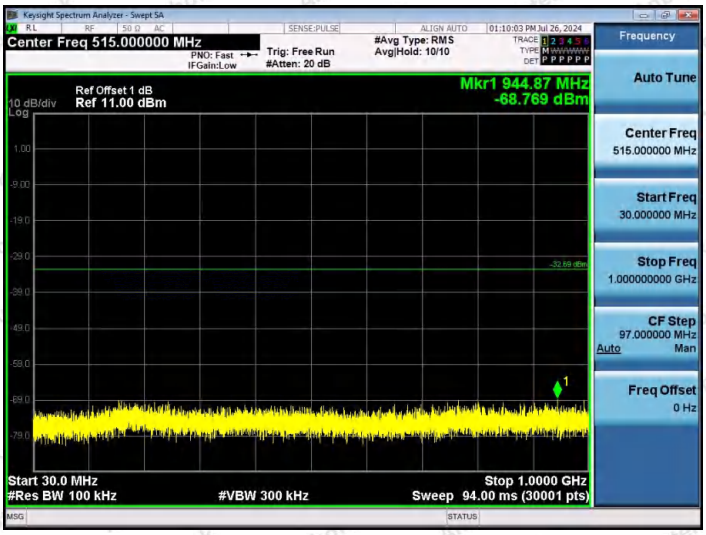

11N20SISO-Ant1-2462-30~1000-PASS

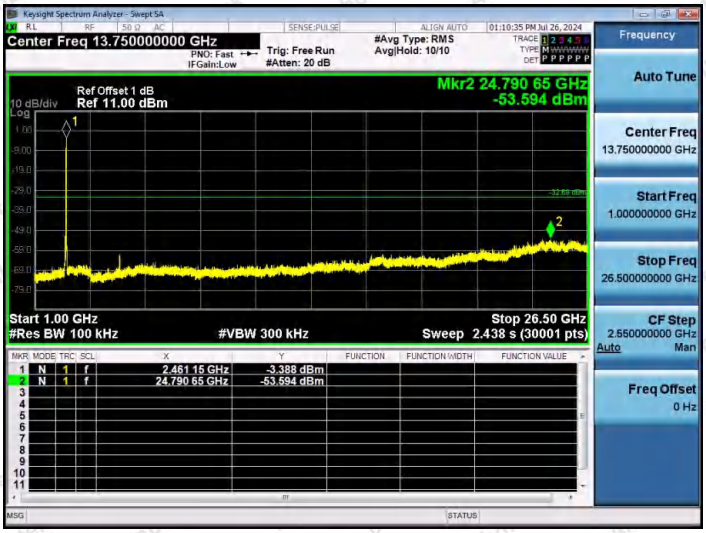

11N20SISO-Ant1-2462-1000~26500-PASS

11N40SISO-Ant1-2422-0~Reference-PASS

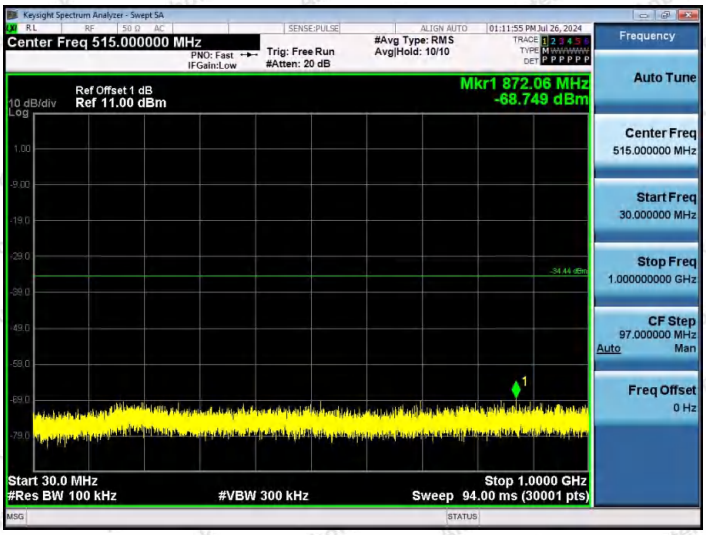

11N40SISO-Ant1-2422-30~1000-PASS

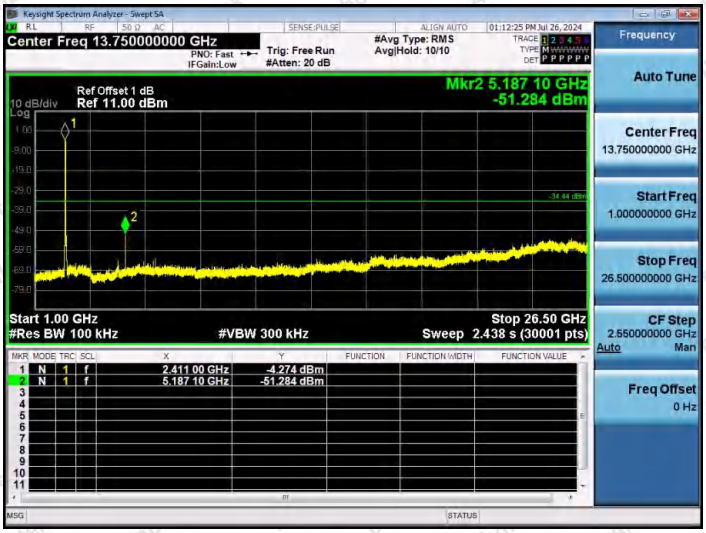

11N40SISO-Ant1-2422-1000~26500-PASS

11N40SISO-Ant1-2437-0~Reference-PASS

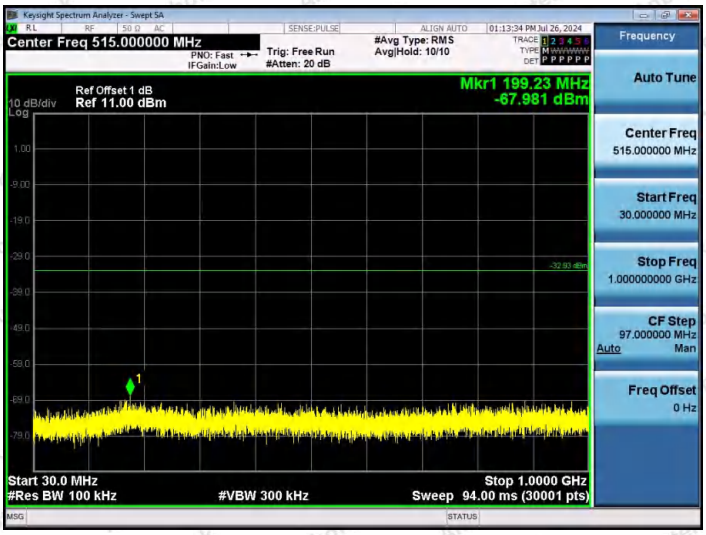

11N40SISO-Ant1-2437-30~1000-PASS

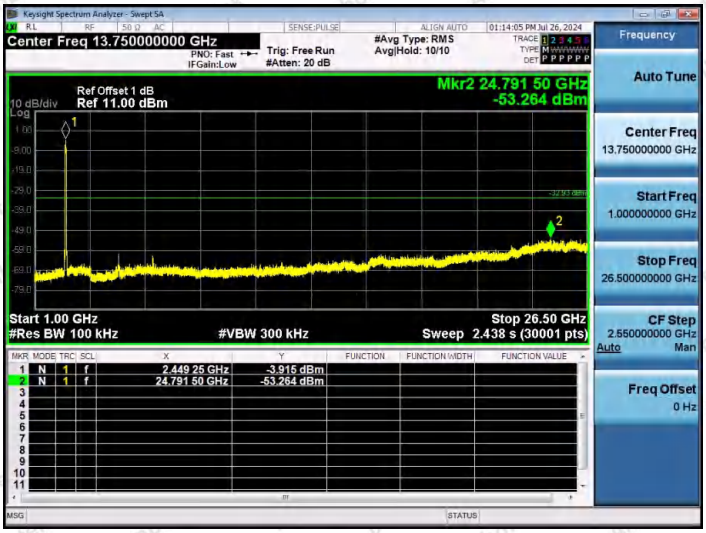

11N40SISO-Ant1-2437-1000~26500-PASS

11N40SISO-Ant1-2452-0~Reference-PASS

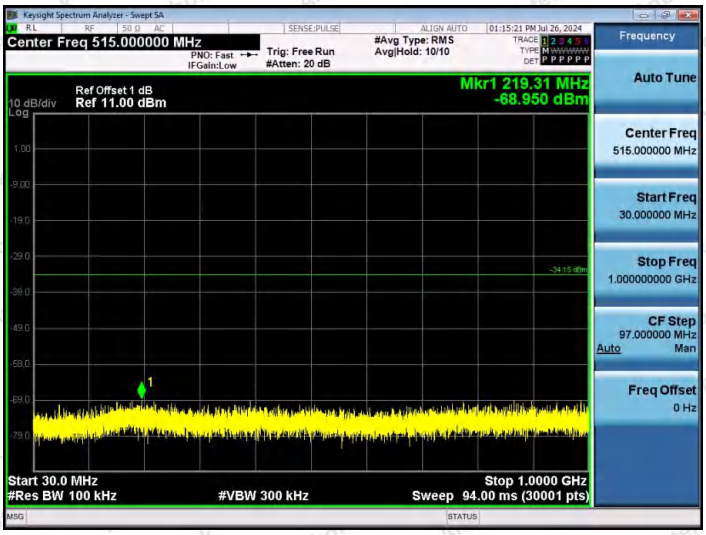

11N40SISO-Ant1-2452-30~1000-PASS

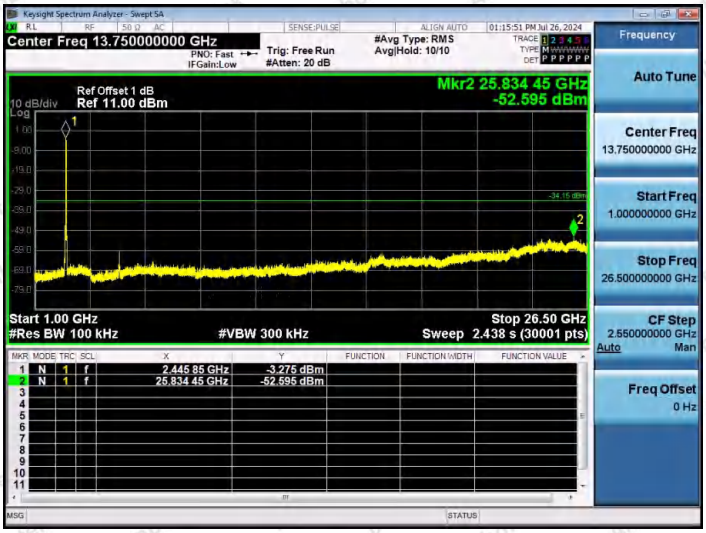

11N40SISO-Ant1-2452-1000~26500-PASS

Appendix G: Duty Cycle

Test Result

TestMode	Antenna	Frequency[MHz]	Transmission Duration [ms]	Transmission Period [ms]	Duty Cycle [%]	Factor
11B	Ant1	2412	8.39	8.91	94.16	0.26
11B	Ant1	2437	8.38	8.89	94.26	0.26
11B	Ant1	2462	8.39	8.91	94.16	0.26
11G	Ant1	2412	1.39	1.93	72.02	1.43
11G	Ant1	2437	1.39	1.96	70.92	1.49
11G	Ant1	2462	1.39	1.93	72.02	1.43
11N20SISO	Ant1	2412	1.30	1.84	70.65	1.51
11N20SISO	Ant1	2437	1.30	1.84	70.65	1.51
11N20SISO	Ant1	2462	1.30	1.82	71.43	1.46
11N40SISO	Ant1	2422	0.65	1.19	54.62	2.63
11N40SISO	Ant1	2437	0.64	1.18	54.24	2.66
11N40SISO	Ant1	2452	0.64	1.13	56.64	2.47

Test Graphs

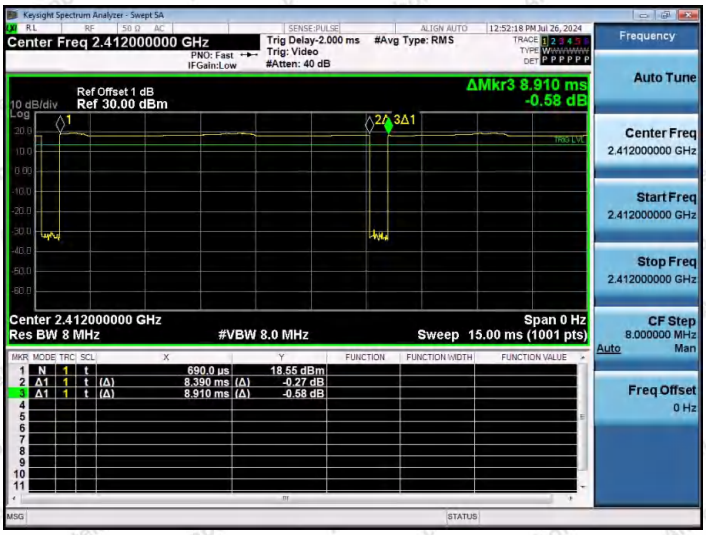

NTNV-11B-Ant1-2412

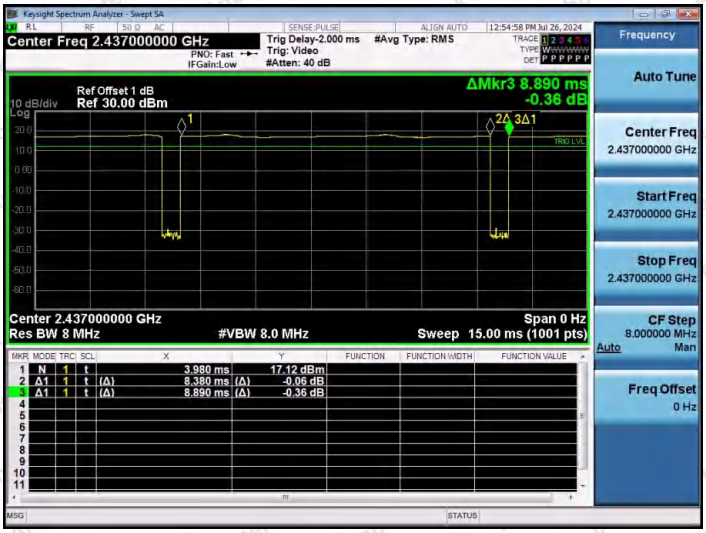

NTNV-11B-Ant1-2437

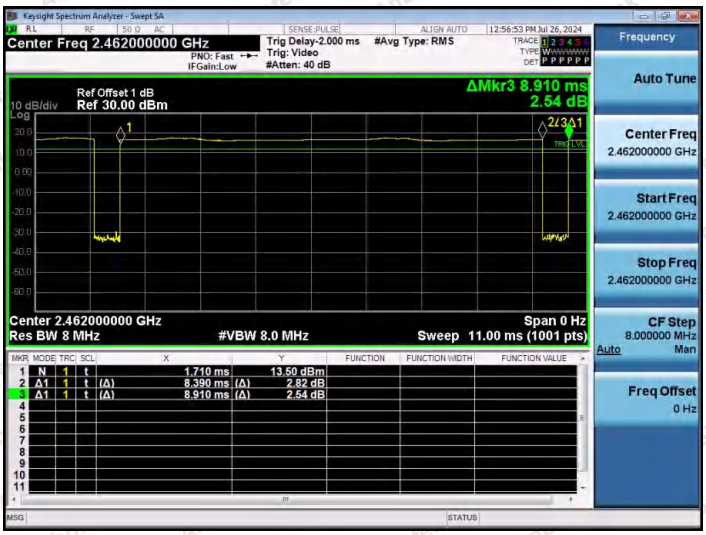

NTNV-11B-Ant1-2462

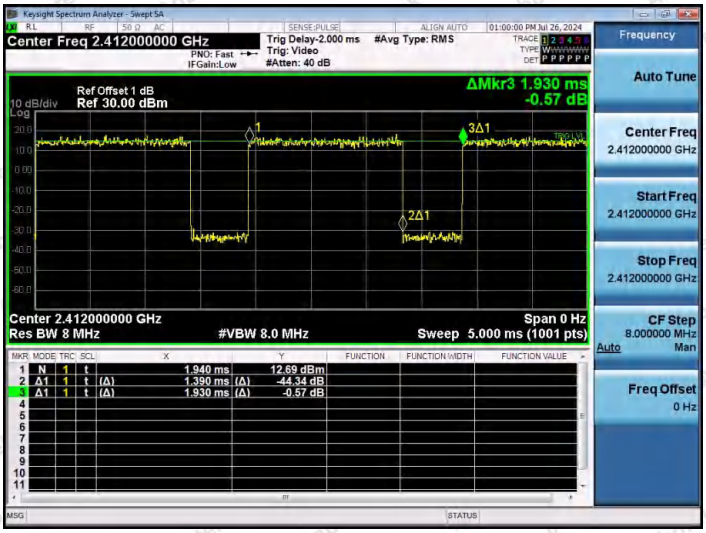

NTNV-11G-Ant1-2412

NTNV-11G-Ant1-2437

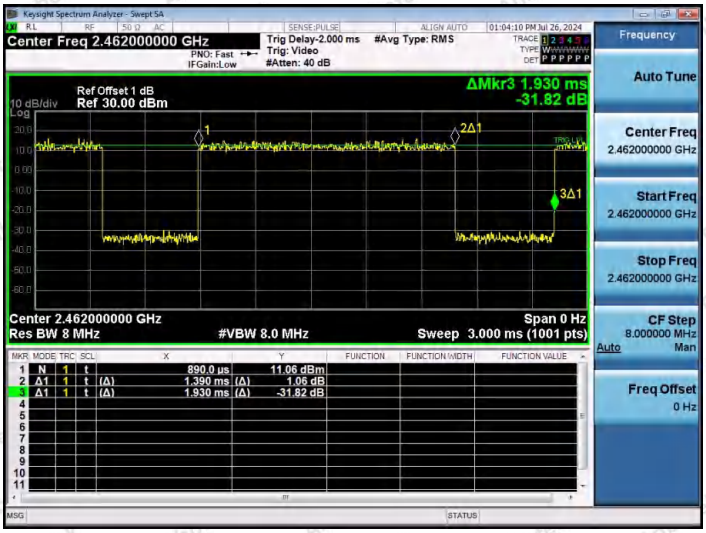

NTNV-11G-Ant1-2462

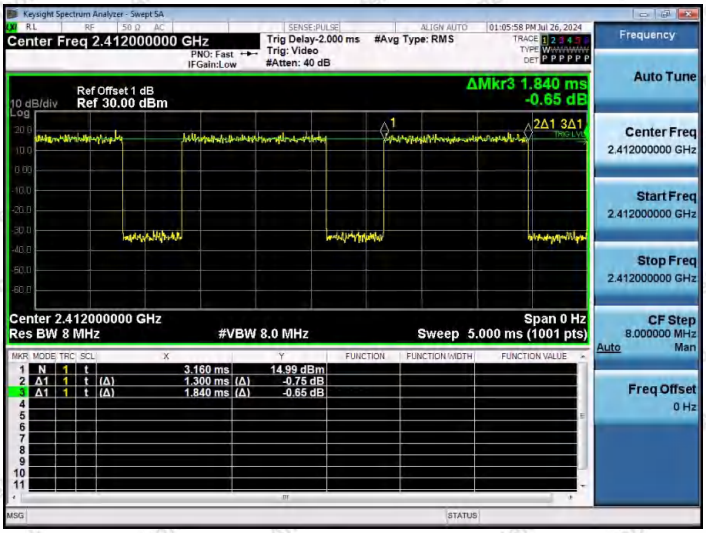

NTNV-11N20SISO-Ant1-2412

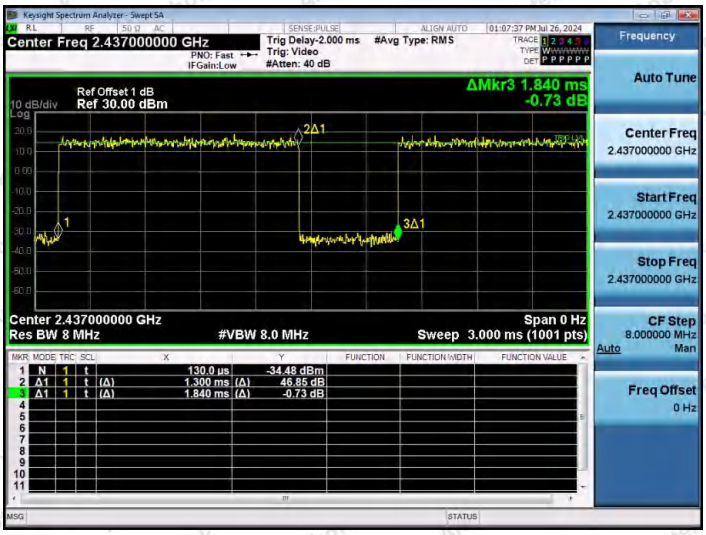

NTNV-11N20SISO-Ant1-2437

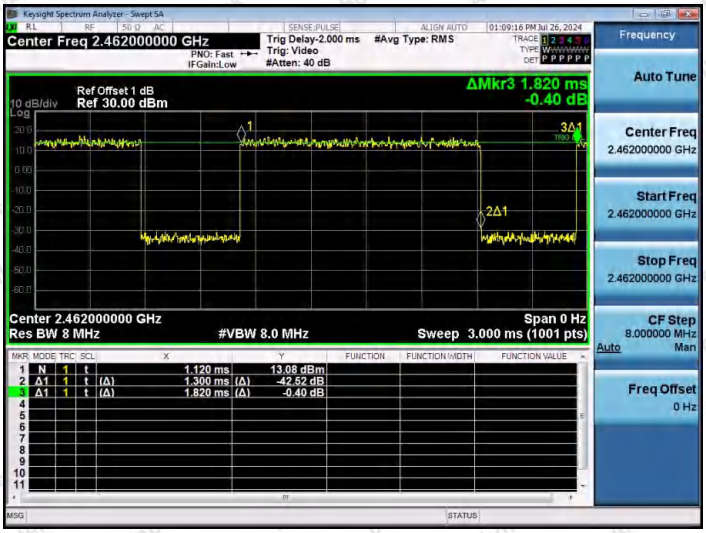

NTNV-11N20SISO-Ant1-2462

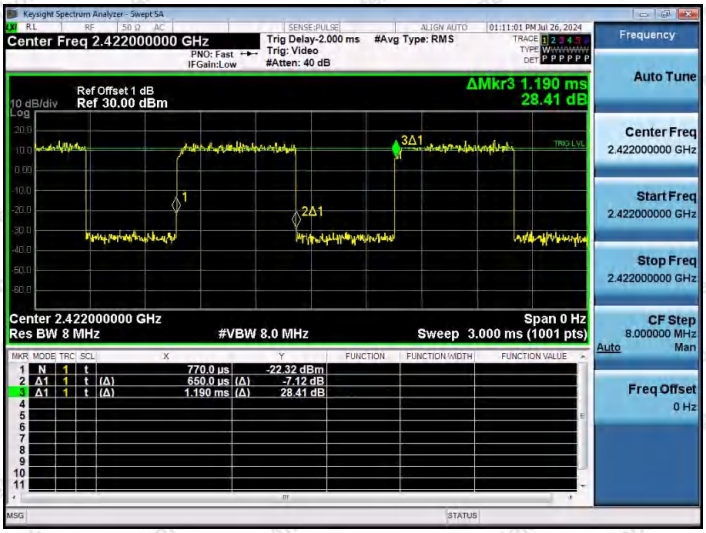

NTNV-11N40SISO-Ant1-2422

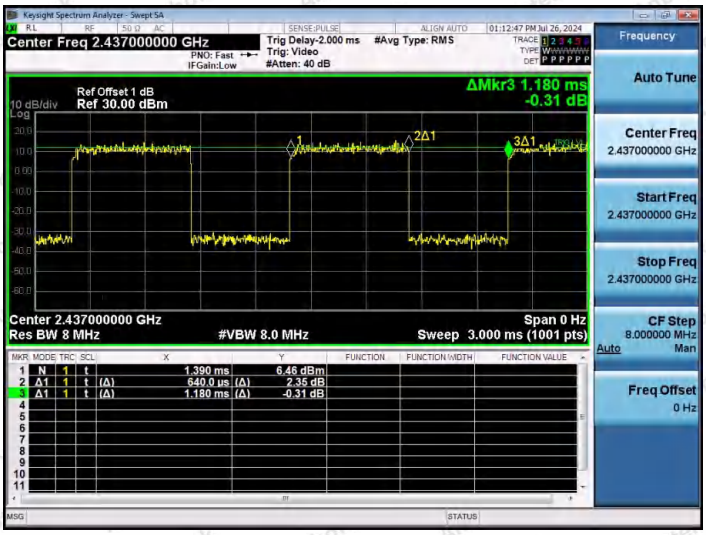

NTNV-11N40SISO-Ant1-2437

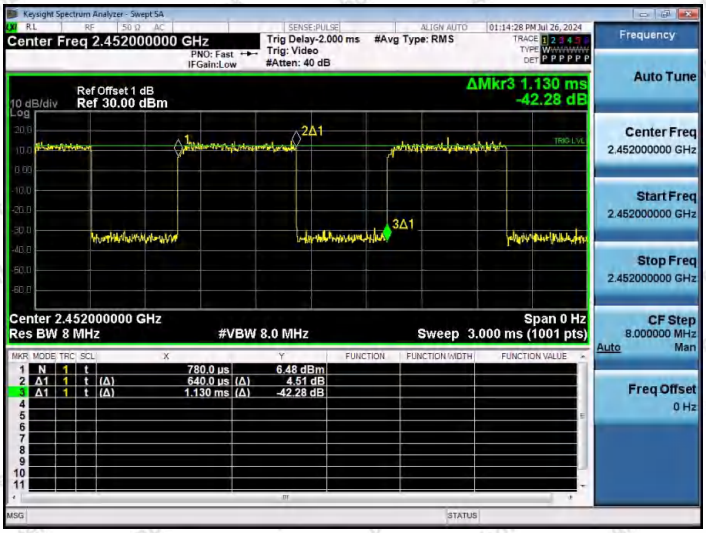

NTNV-11N40SISO-Ant1-2452

---End---