170mm

bespeco
VM400

蓝牙无线翻谱器

适用于iOS、Android、HarmonyOS等蓝牙无线设备

说明书

如何连接

电源按钮

使用设备蓝牙设置ON打开

请点击

LED 指示

1. 推动音乐踏板的电源推钮至ON位置，电源RGB灯指示器会滚动闪光，然后显示当前的电池电量电平颜色。
2. 当电池电量指示灯按顺序闪烁时，打开你设备的蓝牙，将其连接到蓝牙音乐踏板上。
3. 当电池电量指示灯停止闪烁并显示电量水平时，连接成功。

休眠时间与唤醒方式

01. 连接状态下：是指配对成功后，无工作25分钟后进入休眠状态。
02. 未连接状态下，是指通电情况下，没有进行配对，无工作5分钟后进入休眠状态。
03. 唤醒休眠与深度休眠的蓝牙音乐开关只需要轻踩任意一个踏板。

充电

01. 充电期间红灯长亮，满电后绿灯长亮：
02. 根据提供的USB数据线选择5V的USB插头，大约需要3-5个小时。
03. 根据提供的USB数据线，通过连接电脑充电需要6-8小时，

此时应注意电脑自身供电问题，供电不足的电脑需要更长时间。

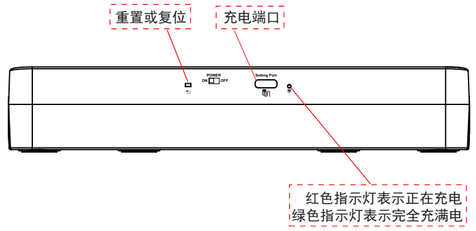

模式

模式1 Mode1	左上踏板	右上踏板
⏯ / ⏭	播放/暂停	下一曲

模式2 Mode2	左上踏板	右上踏板
␣ / ↵	空格键	回车键

注：模式1、模式2，长按2秒功能切换。

模式3 Mode3	左下踏板	右下踏板
UP/DN	上一页	下一页

模式4 Mode4	左下踏板	右下踏板
←/→	方向左键	方向右键

模式5 Mode5	左下踏板	右下踏板
↑/↓	方向上键	方向下键

注：模式3、模式4、模式5，短按功能切换。

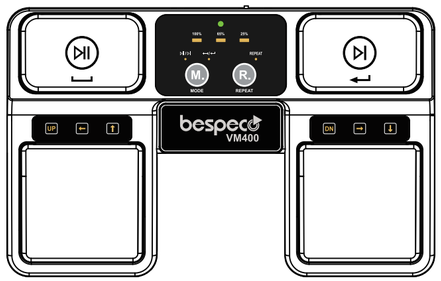

打开/关闭重复功能指示灯
重复模式的目的是快速滚动页面，而无需不断按下踏板，直至到达所需页面。
如果重复指示器是开着的，按下并握住脚踏板将连续向主机计算机/设备发送命令
例如，按下右踏板将触发无限数量的右箭头命令，这将快速翻页。
如果重复指示器关闭，按下并握住脚踏板将向主机计算机/设备发送单个命令。
例如，按下右踏板将触发单个右箭头命令。

规格参数

产品名称：	蓝牙无线翻谱器
产品型号：	VM400
产品尺寸：	194mm*122.9mm*38.2mm
产品净重：	0.3KG
电压、容量：	DC 5V-400mA
操作距离：	10米
工作频率：	2402-2480 MHz
保质时间：	12个月

FC CE RoHS

APP 下载

1. 如果是Android、HarmonyOS系统，打开以下软件，用PDF或者图片就可以进行翻页。以下软件均免费下载:

WPS, PDF, QQ音乐, 网易音乐, 酷狗

2. 如果是ipad或者是iPhone可以通过以下任意乐谱翻页类型软件进行翻页:

PiaScore 免费	Imslp 免费	iBooks 免费	Henle 免费	NextPage 免费
SongBook 免费	MusicReader 免费	OnSong 免费	DigitalScore 免费	Musicnotes 免费
QQ音乐 免费	网易音乐 免费	酷狗 免费	UnrealBook 收费	ForScore 收费

▲ 上述为第三方提供的软件,若新版本更新后造成的不兼容,请谅解。

中文CN

170mm

bespeco
VM400

Bluetooth Page Turner Pedal

USER MANUAL

How to connect

Turn on

Open Tablet Setting

Click

LED Indication

1. Press the Power button of the music pedal, the battery indicator will flash and then display the current battery level.
2. When the battery indicator flashes in sequence, turn on the Bluetooth of your device, connect it to the Bluetooth Music Pedal.
3. When the battery power indicator lights stop flashing and display the power level, the connection is successful.

Power Nap and Wake-up

25 minutes after no use when connected, automatically power nap.
5 minutes after no use when no connected, automatically power nap.
Press any one of the pedals to activate the device again.

Charging

The power indicator light is always red when charging.
The power indicator light is always green when fully charged.
It takes about 3 hours to fully-charged by 5V power and the USB cable we provide.
It takes about 6 to 8 hours to fully-charged by PC and the USB cable we provide. it will be longer if the battery of PC is dying.
We suggest you fully charge it before you use it outdoors.
To protect the battery, please charge when the indicator light turns red.

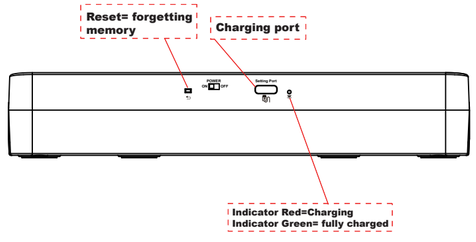

Mode

Mode1	Upper left pedal	Upper Right pedal
⏯ / ⏭	Play/Pause	Next

Mode2	Upper left pedal	Upper Right pedal
␣ / ↵	Space	Enter

Remarks: Mode 1 and Mode 2, Long press for 2 seconds to switch functions

Mode3	Down left pedal	Down Right pedal
UP/DN	Page Up	Page Down

Mode4	Down left pedal	Down Right pedal
←/→	Left Arrow	Right Arrow

Mode5	Down left pedal	Down Right pedal
↑/↓	Up Arrow	Down Arrow

Remarks: Mode 3, Mode 4, Mode 5, Short press to switch functions

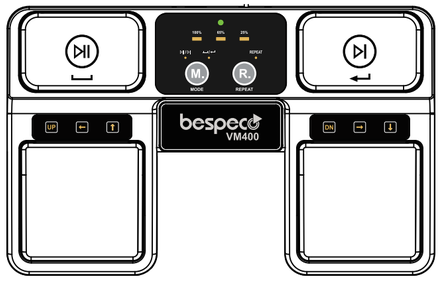

Repeat ON/OFF Indicators
The purpose of Repeat Mode is to scroll quickly through pages without having to continuously press the pedal until reaching the desired page.
If the Repeat indicator is ON, pressing and holding the foot pedal will send continuous commands to the host computer/device. Pressing the right pedal, for example, will trigger an unlimited series of Right Arrow commands, which would quickly turn through multiple pages.
If the Repeat indicator is OFF, pressing and holding the foot pedal will send a single command to the host computer/device. Pressing the right pedal, for example, will trigger a single Right Arrow command.

Specification

Item Name:	Bluetooth Page Turner Pedal
Model NO :	VM400
Dimension:	194mm*122.9mm*38.2mm
Weight:	0.3KG(0.66lb)
Power:	DC 5V-400mA
Operating Distance:	10m(33ft)
Operating Frequency:	2402-2480 MHz
Warranty time:	12 Months

FC CE RoHS Made in China

APP Download

1. If you are using Android , open the following software, use PDF or image to turn pages.The following software is free to download.

WPS, PDF

2. If you are using an iPad or iPhone, you can turn pages through any of the following sheet music page turning software.

PiaScore Free	Imslp Free	iBooks Free	Henle Free	NextPage Free
SongBook Free	MusicReader Free	OnSong Free	DigitalScore Free	Musicnotes Free
UnrealBook Charge	ForScore Charge			

▲ Software provided by third parties, Please understand that it is maynot compatible after the update.

英文EN

FCC Warning

15.19 Labeling requirements.

This device complies with part 15 of the FCC Rules. Operation is subject to the following two conditions: (1) This device may not cause harmful interference, and (2) this device must accept any interference received, including interference that may cause undesired operation.

15.21 Information to user.

Any Changes or modifications not expressly approved by the party responsible for compliance could void the user's authority to operate the equipment.

15.105 Information to the user.

Note: This equipment has been tested and found to comply with the limits for a Class B digital device, pursuant to part 15 of the FCC Rules. These limits are designed to provide reasonable protection against harmful interference in a residential installation. This equipment generates uses and can radiate radio frequency energy and, if not installed and used in accordance with the instructions, may cause harmful interference to radio communications. However, there is no guarantee that interference will not occur in a particular installation. If this equipment does cause harmful interference to radio or television reception, which can be determined by turning the equipment off and on, the user is encouraged to try to correct the interference by one or more of the following measures:

-Reorient or relocate the receiving antenna.

-Increase the separation between the equipment and receiver.

-Connect the equipment into an outlet on a circuit different from that to which the receiver is connected.

-Consult the dealer or an experienced radio/TV technician for help.

FCC RF Radiation Exposure Statement:

1. This Transmitter must not be co-located or operating in conjunction with any other antenna or transmitter.
2. This equipment complies with RF radiation exposure limits set forth for an uncontrolled environment.

This equipment should be installed and operated with minimum distance 5mm between the radiator and your body.