深圳市亿圣邦科技有限公司

Shenzhen EBang Technology Co.,Ltd.

深圳市龙岗区坂田街道佳兆业城市广场三期5号楼B座1002

Room 1002, Block B, Building 5, Phase 3, Jiazhaoye City Plaza, Bantian Street, Longgang District, Shenzhen, China

Antenna Test Report

Customer: 普耐尔

Project: A1039

Product: WIFI Antenna—FPC

Report date: 2023.07.12

Prepared by : 陈仕联

Checked by : Eason Huang

Approved by :

Purpose

This report is to measure the performance of SLK for Master Antenna on 普耐尔. All measure data are showed below.

Content

1. Product Overview
2. Test Result
   - 2.1 VSWR/S11
   - 2.2 Antenna Parameters
   - 2.3 WIFI Antenna TRP/TIS
   - 2.4 WIFI Antenna Gain/Efficiency/3D DATA
3. Conclusions

1. Product Overview



2. Test Result

2.1 VSWR/S11

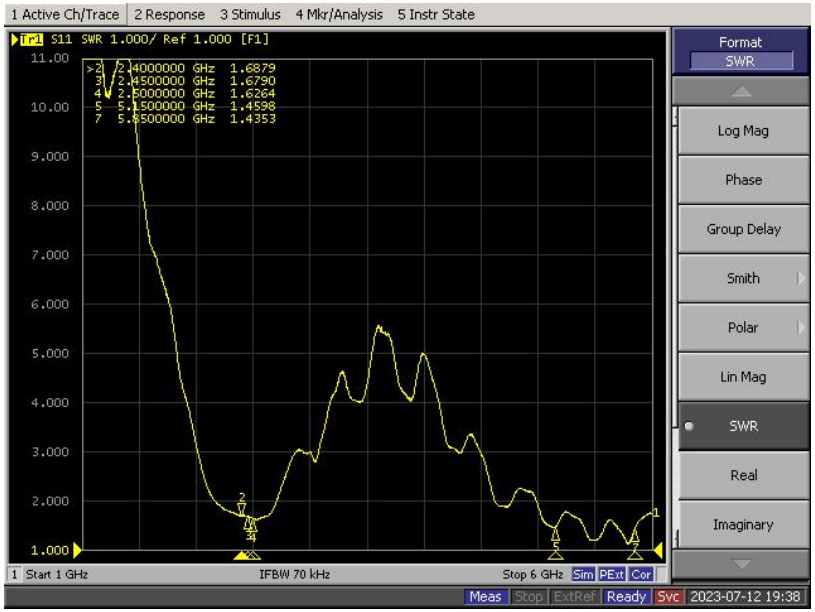

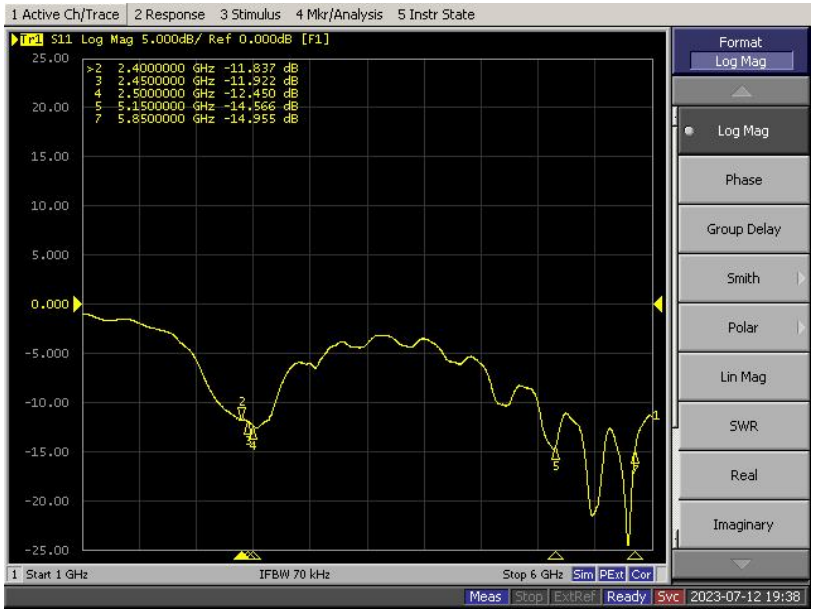

2. Test Result

2.2 Antenna Parameters



2. Test Result

2.3 WIFI Antenna TRP/TIS

WIFI	CH	Power(54M)	sensitivity (54M)	WIFI	CH	Power(54M)	sensitivity (54M)
802.11a	36	10.86	-69.84	**802.11g**	1	12.9	-70.35
	149	8.51	-68.86		6	13.44	-70.42
	165	8.68	-69.16		11	13.85	-70.23

WIFI	CH	Power(11M)	sensitivity (11M)	WIFI	CH	Power(MCS7)	sensitivity (MCS7)
802.11b	1	15.27	-80.23	**802.11n**	1	12.94	-68.17
	6	15.74	-80.81		6	13.45	-68.36
	11	15.93	-80.34		11	13.89	-68.17

2. Test Result

2.4 WIFI Antenna Gain/Efficiency/3D DATA
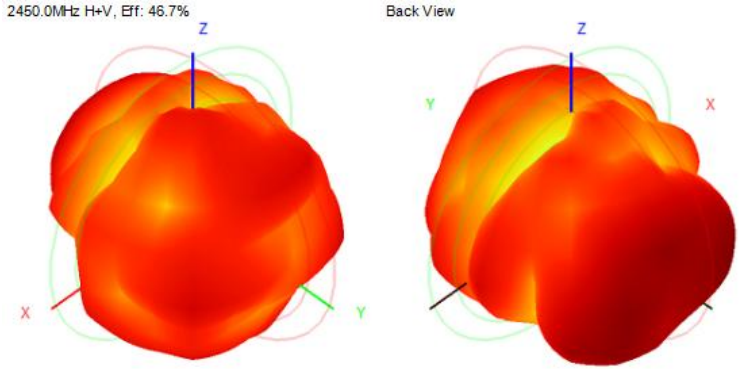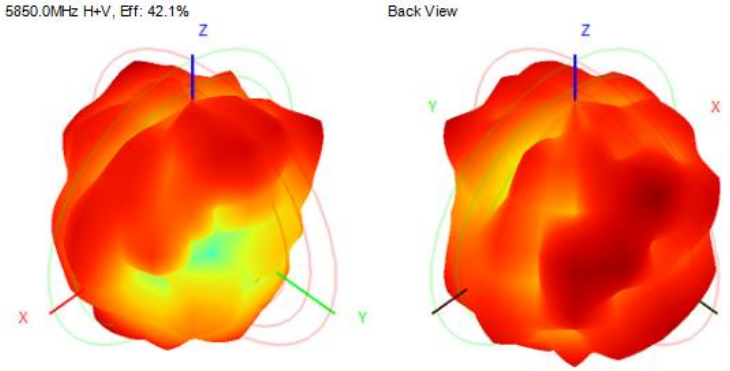
Frequency (MHz)	2400.0	2410.0	2420.0	2430.0	2440.0	2450.0	2460.0	2470.0	2480.0	2490.0	2500.0	5150.0	5350.0	5500.0	5650.0	5850.0
Efficiency (dBi)	-3.34	-3.22	-3.09	-3.05	-3.17	-3.30	-3.29	-3.53	-3.44	-3.42	-3.64	-3.93	-3.79	-3.61	-3.40	-3.75
Gain (dBi)	1.98	2.12	2.28	2.33	2.30	2.18	2.27	2.21	2.21	2.41	2.60	0.86	1.12	1.20	2.23	2.26
Efficiency (%)	46.36	47.66	49.14	49.51	48.23	46.73	46.87	44.35	45.33	45.46	43.30	40.40	41.72	43.47	45.61	42.10