n40 2422MHz Ant1 Ref

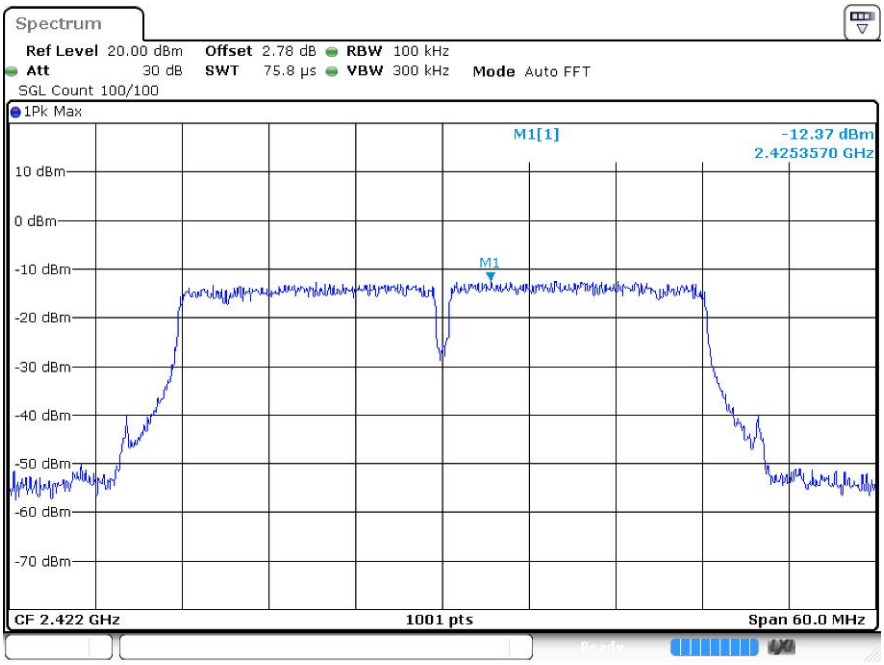

n40 2422MHz Ant1 Emission

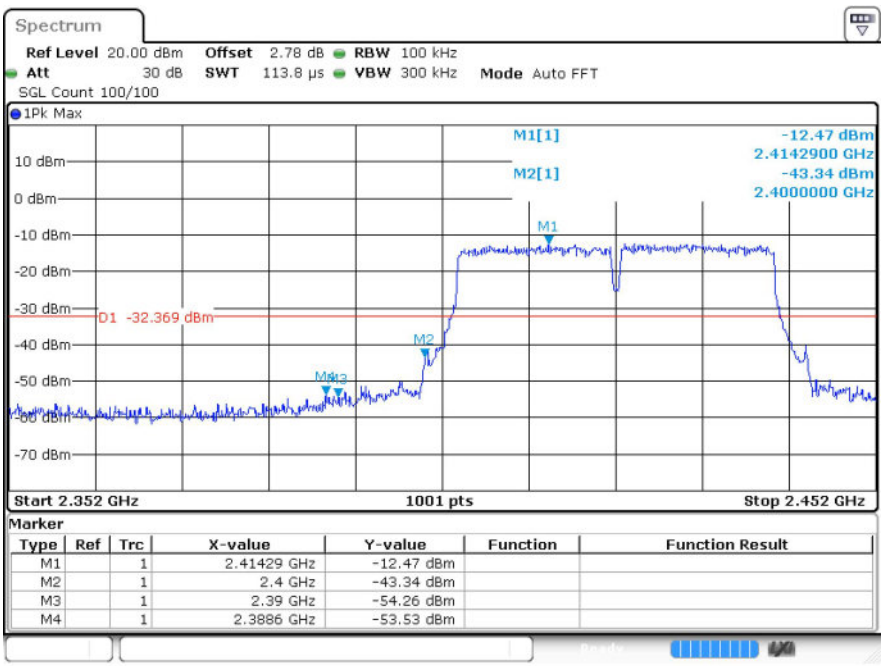

Type	Ref	Trc	X-value	Y-value	Function	Function Result
M1		1	2.41429 GHz	-12.47 dBm		
M2		1	2.4 GHz	-43.34 dBm		
M3		1	2.39 GHz	-54.26 dBm		
M4		1	2.3886 GHz	-53.53 dBm		

n40 2452MHz Ant1 Ref

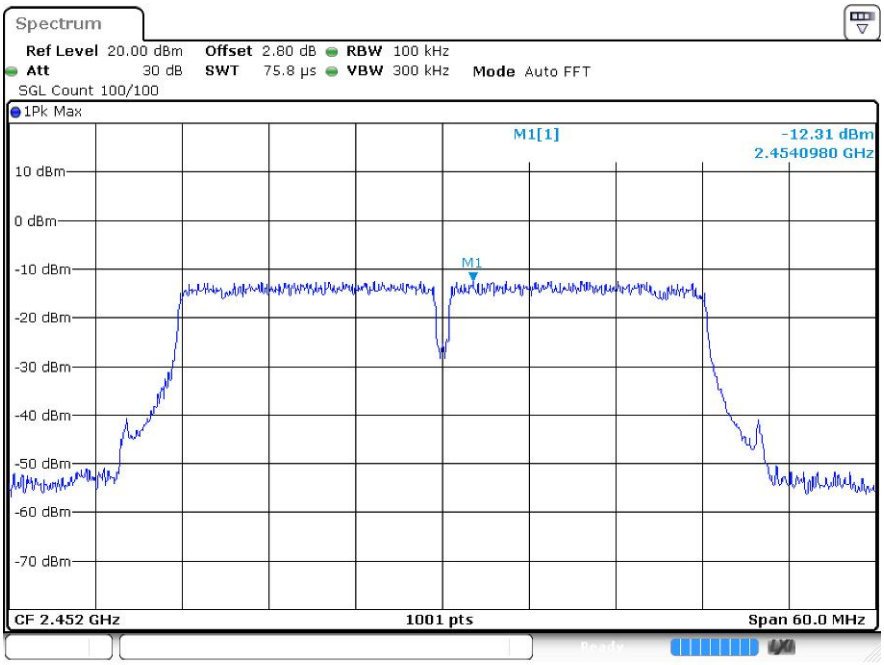

n40 2452MHz Ant1 Emission

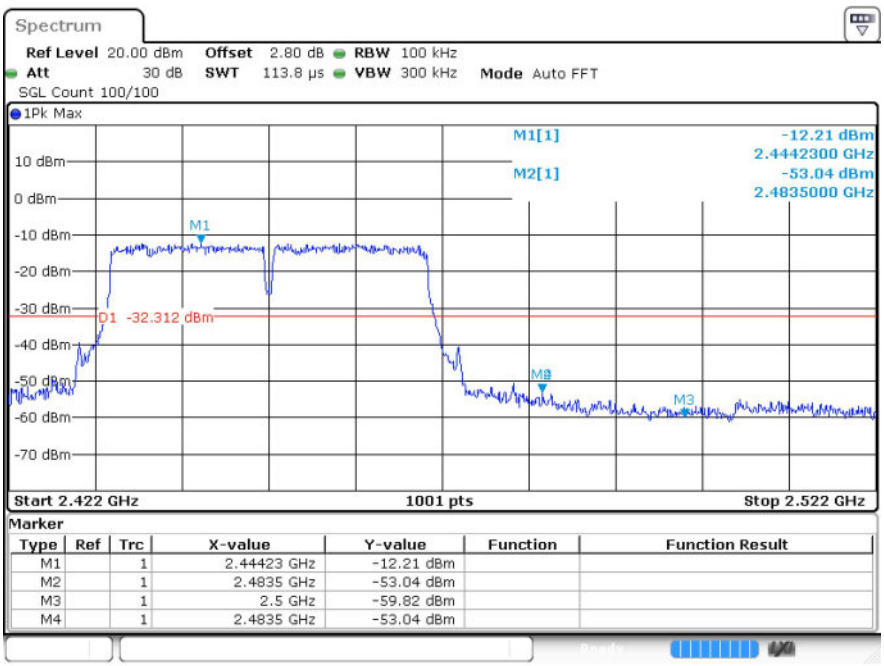

Marker

Type	Ref	Trc	X-value	Y-value	Function	Function Result
M1		1	2.44423 GHz	-12.21 dBm		
M2		1	2.4835 GHz	-53.04 dBm		
M3		1	2.5 GHz	-59.82 dBm		
M4		1	2.4835 GHz	-53.04 dBm		

6 Conducted RF Spurious Emission

6.1 Test Result

Mode	Frequency (MHz)	Antenna	Max Value (dBc)	Limit (dBc)	Verdict
b	2412	Ant1	-34.57	-20	Pass
b	2437	Ant1	-32.89	-20	Pass
b	2462	Ant1	-34.15	-20	Pass
g	2412	Ant1	-38.99	-20	Pass
g	2437	Ant1	-38.86	-20	Pass
g	2462	Ant1	-39.25	-20	Pass
n20	2412	Ant1	-38.53	-20	Pass
n20	2437	Ant1	-39.21	-20	Pass
n20	2462	Ant1	-37.96	-20	Pass
n40	2422	Ant1	-34.7	-20	Pass
n40	2437	Ant1	-33.66	-20	Pass
n40	2452	Ant1	-33.81	-20	Pass

6.2 Test Graphs

Test Graphs

b 2412MHz Ant1 Ref

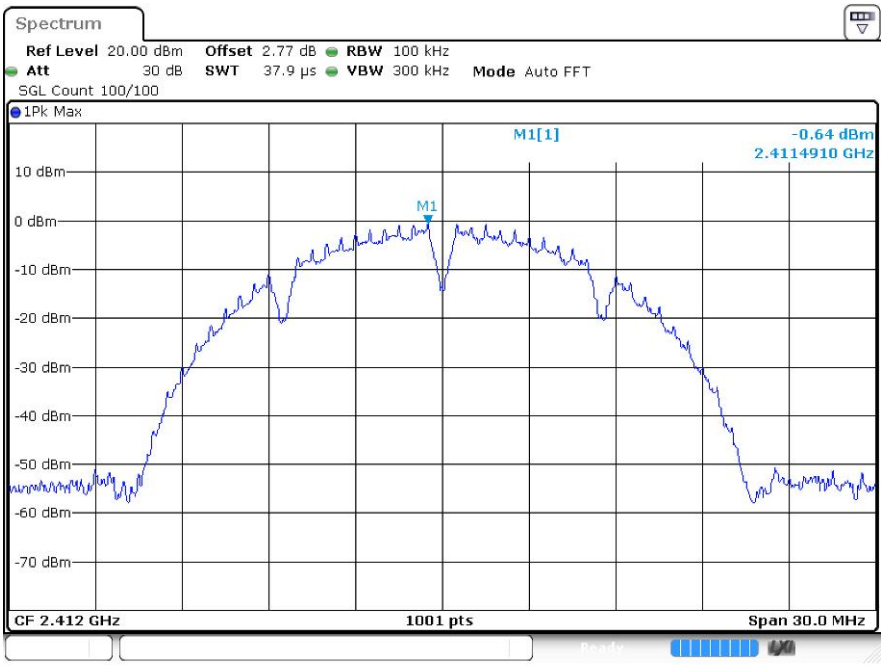

b 2412MHz Ant1 Emission

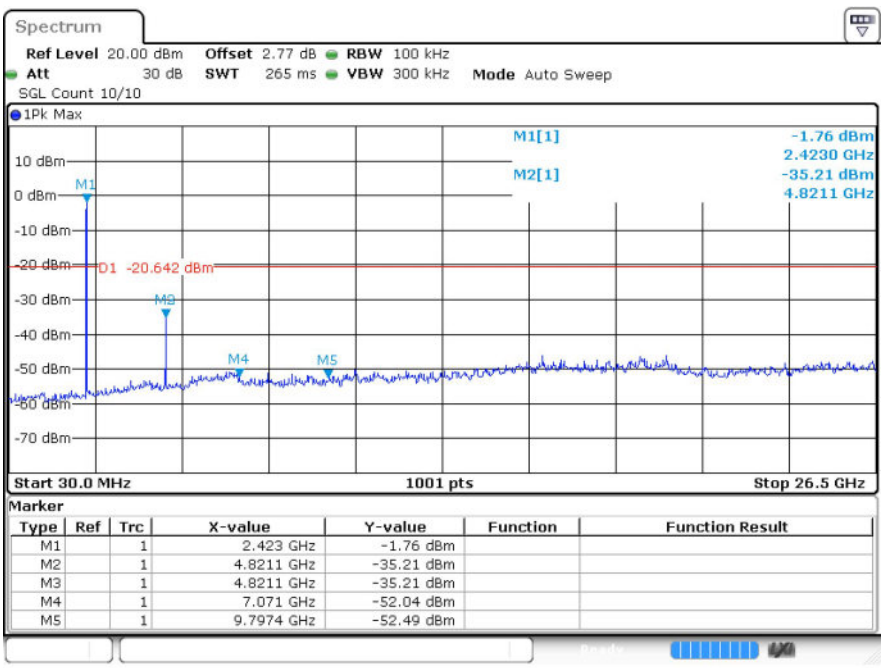

Type	Ref	Trc	X-value	Y-value	Function	Function Result
M1		1	2.423 GHz	-1.76 dBm		
M2		1	4.8211 GHz	-35.21 dBm		
M3		1	4.8211 GHz	-35.21 dBm		
M4		1	7.071 GHz	-52.04 dBm		
M5		1	9.7974 GHz	-52.49 dBm		

b 2437MHz Ant1 Ref

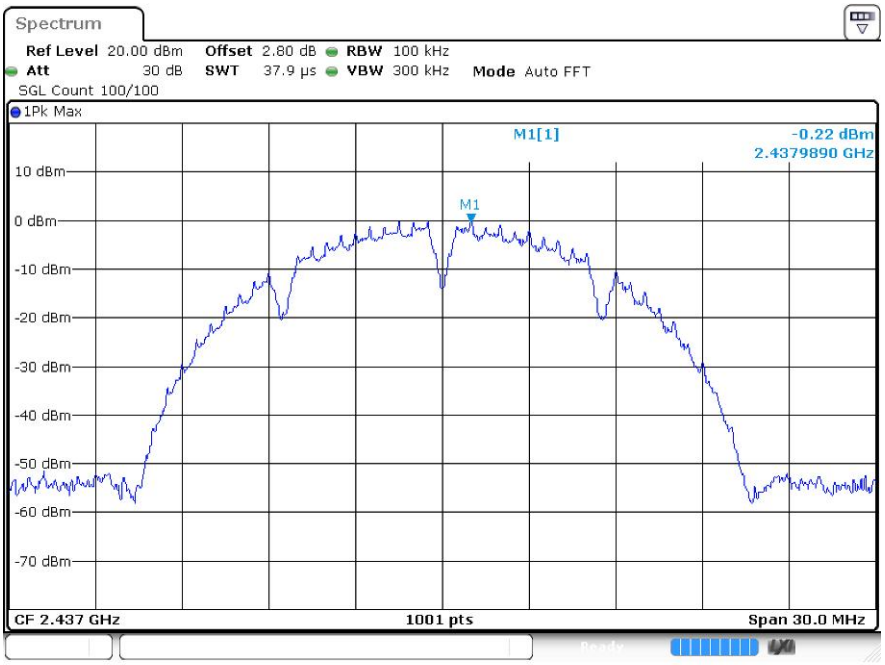

b 2437MHz Ant1 Emission

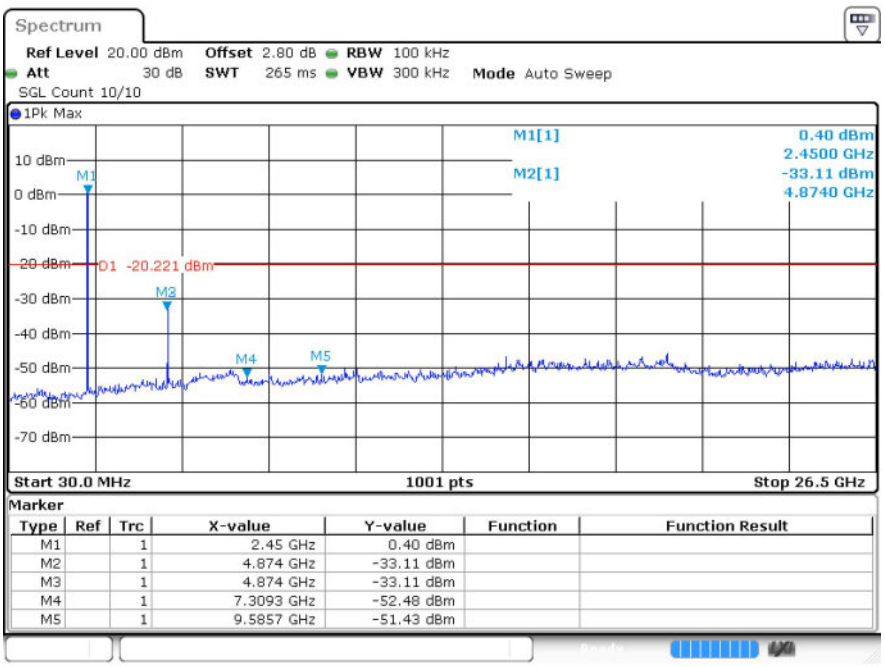

b 2462MHz Ant1 Ref

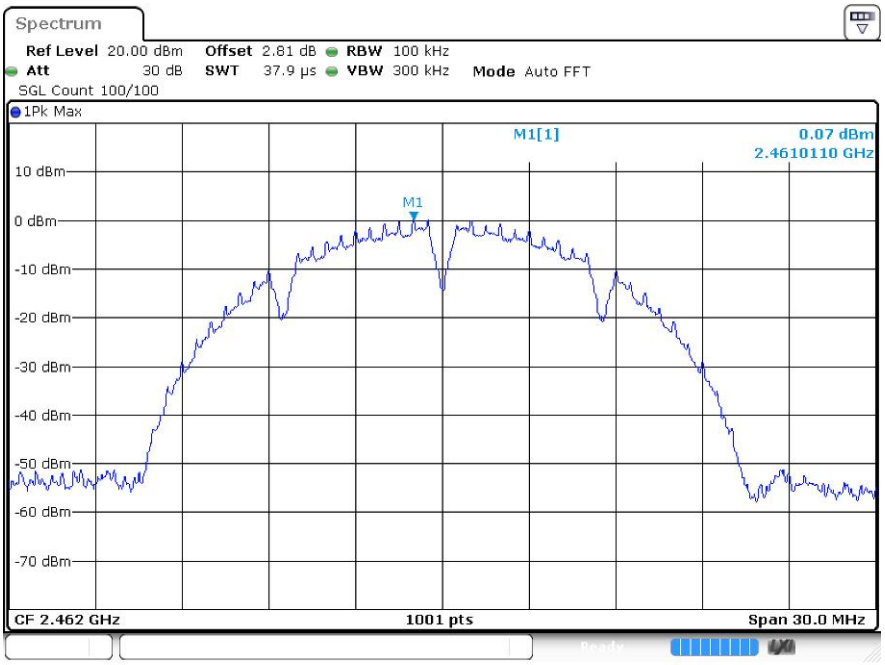

b 2462MHz Ant1 Emission

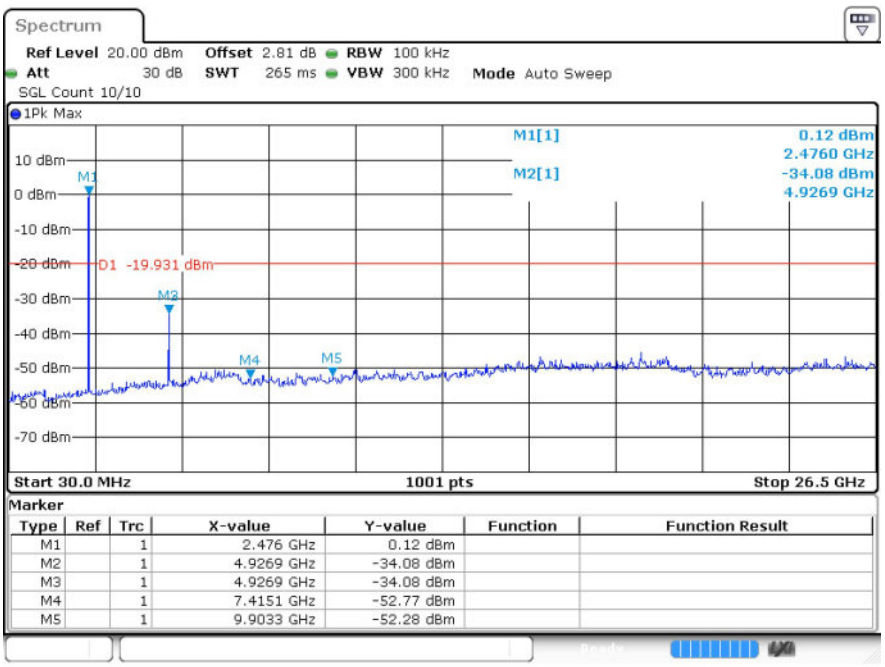

Marker

Type	Ref	Trc	X-value	Y-value	Function	Function Result
M1		1	2.476 GHz	0.12 dBm		
M2		1	4.9269 GHz	-34.08 dBm		
M3		1	4.9269 GHz	-34.08 dBm		
M4		1	7.4151 GHz	-52.77 dBm		
M5		1	9.9033 GHz	-52.28 dBm		

g 2412MHz Ant1 Ref

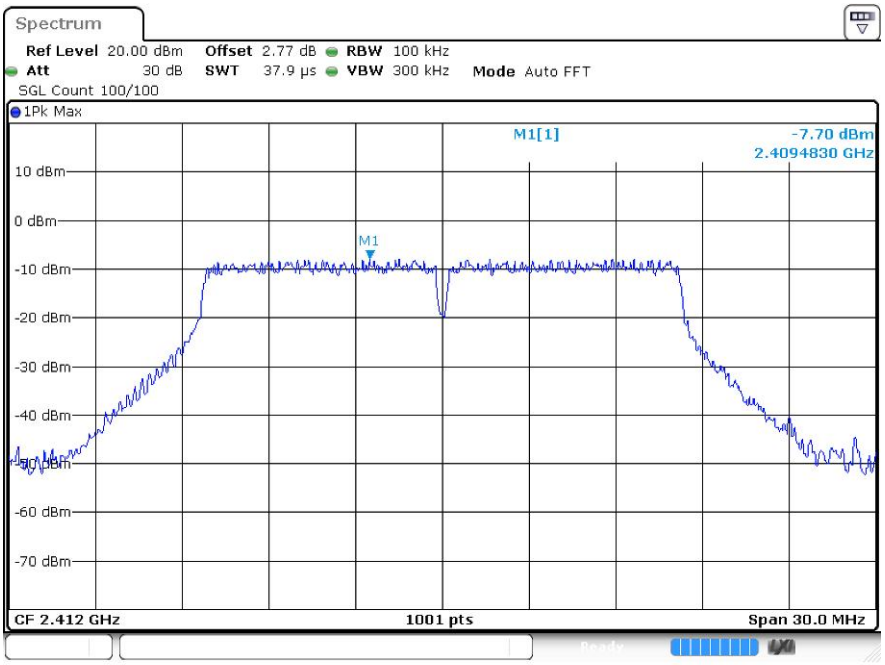

g 2412MHz Ant1 Emission

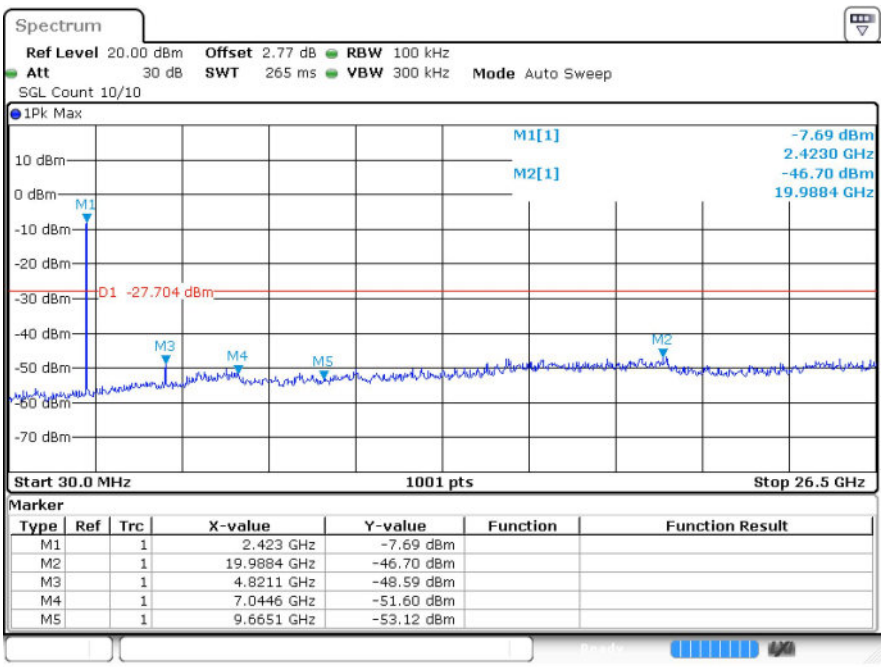

Marker

Type	Ref	Trc	X-value	Y-value	Function	Function Result
M1		1	2.423 GHz	-7.69 dBm		
M2		1	19.9884 GHz	-46.70 dBm		
M3		1	4.8211 GHz	-48.59 dBm		
M4		1	7.0446 GHz	-51.60 dBm		
M5		1	9.6651 GHz	-53.12 dBm		

g 2437MHz Ant1 Ref

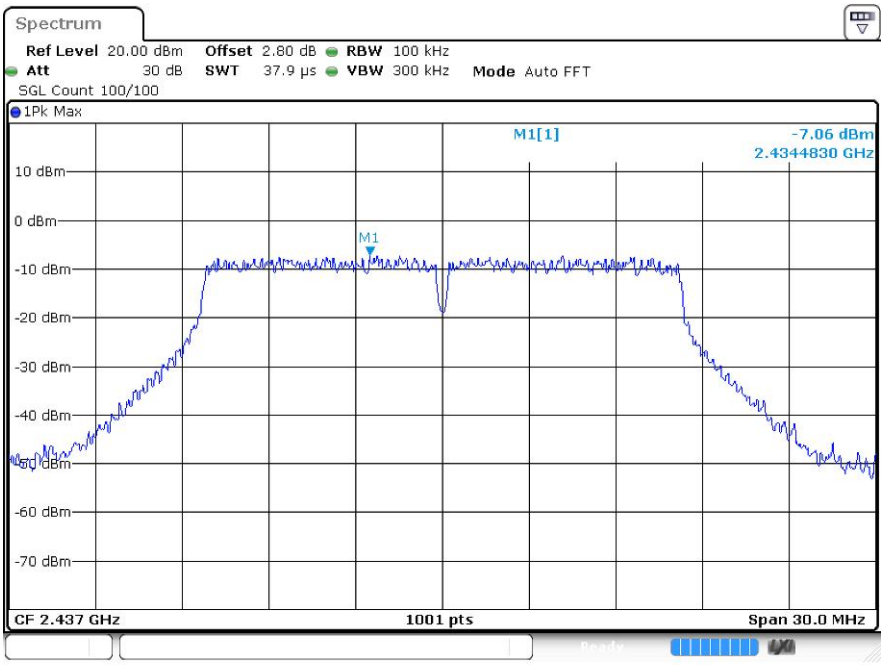

g 2437MHz Ant1 Emission

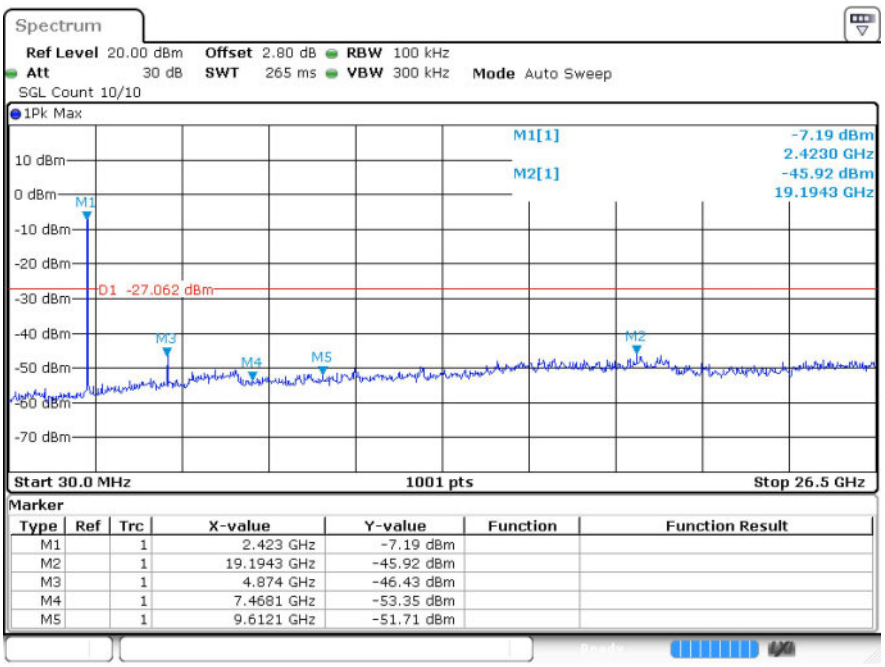

Marker

Type	Ref	Trc	X-value	Y-value	Function	Function Result
M1		1	2.423 GHz	-7.19 dBm		
M2		1	19.1943 GHz	-45.92 dBm		
M3		1	4.874 GHz	-46.43 dBm		
M4		1	7.4681 GHz	-53.35 dBm		
M5		1	9.6121 GHz	-51.71 dBm		

g 2462MHz Ant1 Ref

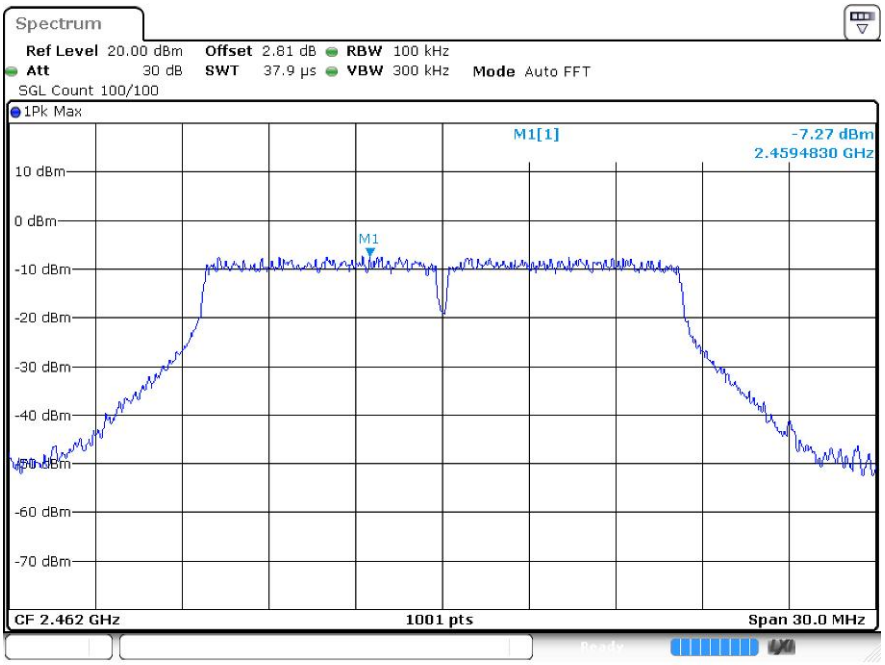

g 2462MHz Ant1 Emission

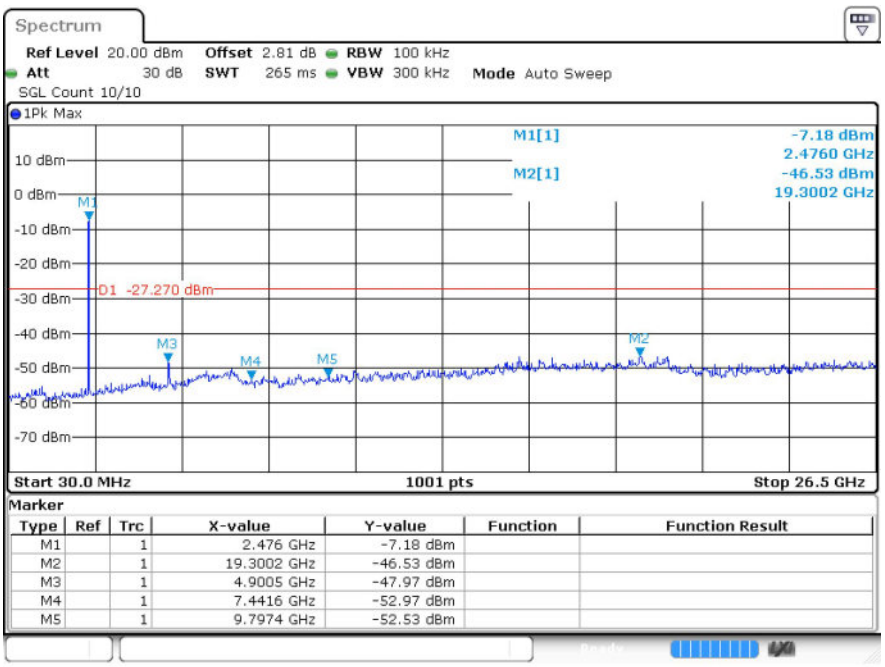

Type	Ref	Trc	X-value	Y-value	Function	Function Result
M1		1	2.476 GHz	-7.18 dBm		
M2		1	19.3002 GHz	-46.53 dBm		
M3		1	4.9005 GHz	-47.97 dBm		
M4		1	7.4416 GHz	-52.97 dBm		
M5		1	9.7974 GHz	-52.53 dBm		

n20 2412MHz Ant1 Ref

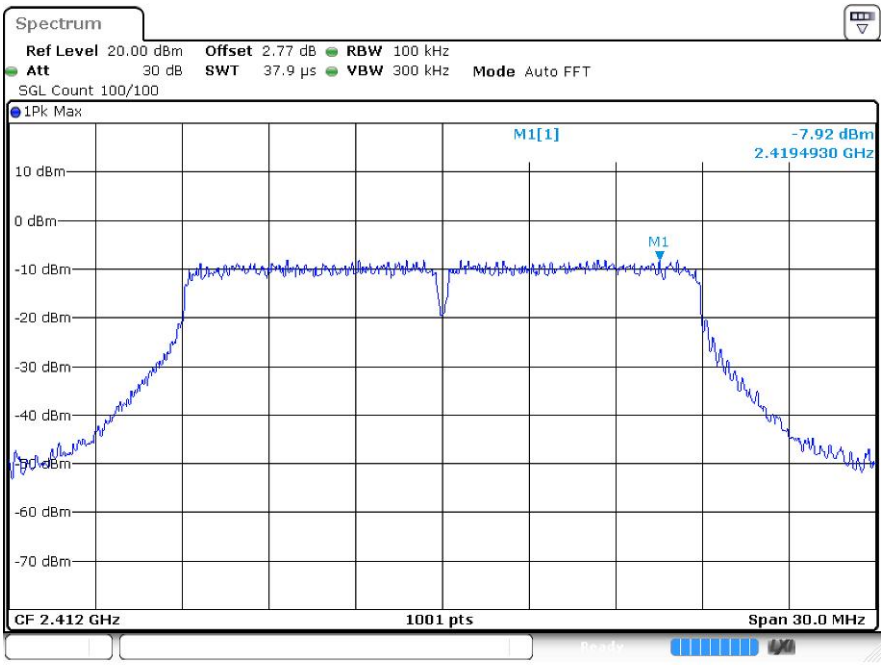

n20 2412MHz Ant1 Emission

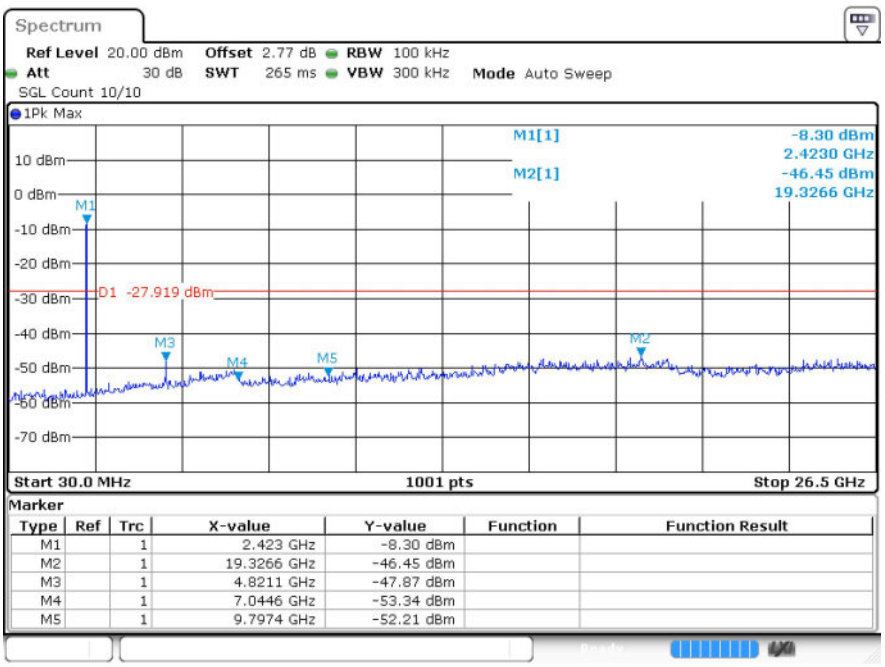

Marker

Type	Ref	Trc	X-value	Y-value	Function	Function Result
M1		1	2.423 GHz	-8.30 dBm		
M2		1	19.3266 GHz	-46.45 dBm		
M3		1	4.8211 GHz	-47.87 dBm		
M4		1	7.0446 GHz	-53.34 dBm		
M5		1	9.7974 GHz	-52.21 dBm		

n20 2437MHz Ant1 Ref

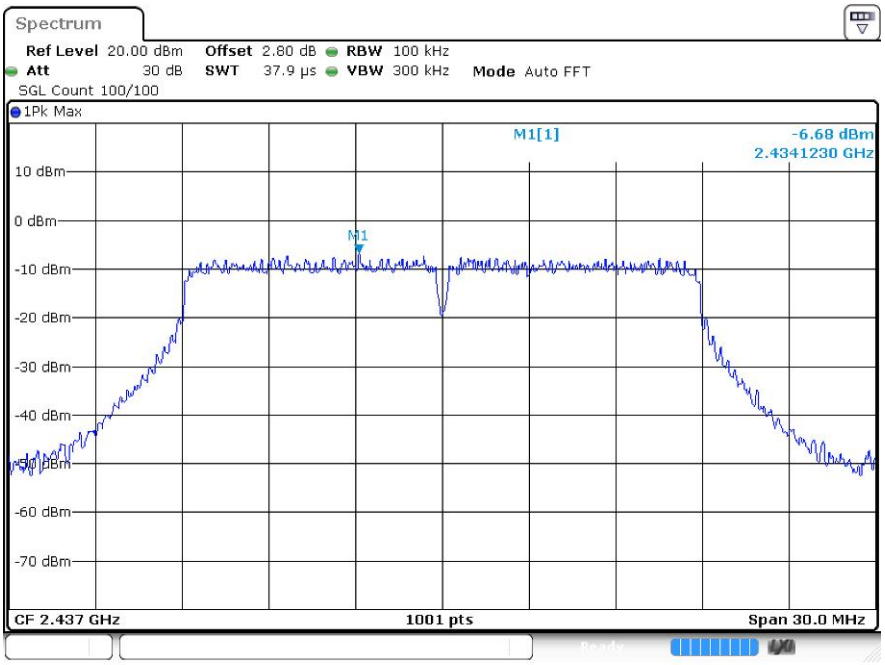

n20 2437MHz Ant1 Emission

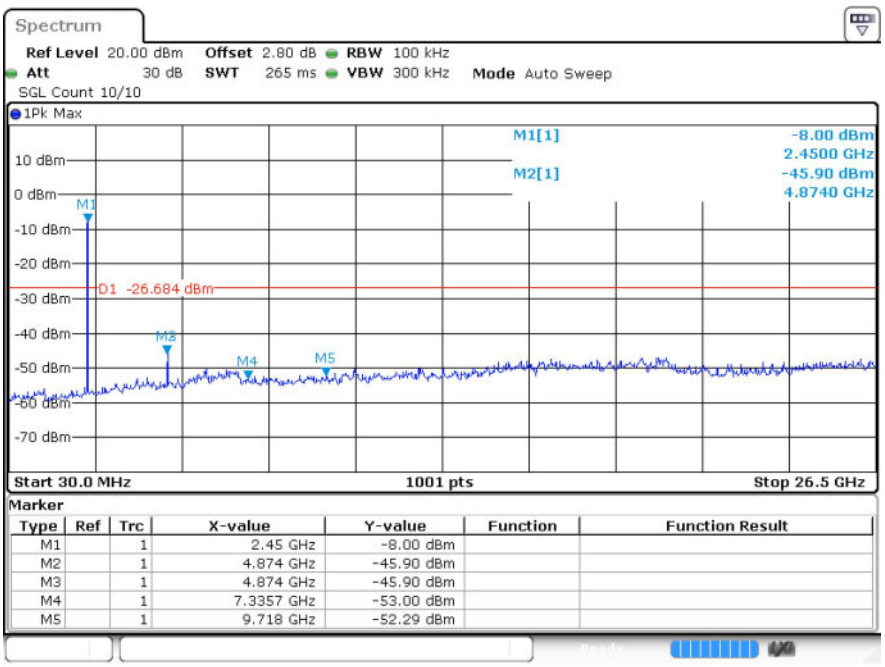

Marker

Type	Ref	Trc	X-value	Y-value	Function	Function Result
M1		1	2.45 GHz	-8.00 dBm		
M2		1	4.874 GHz	-45.90 dBm		
M3		1	4.874 GHz	-45.90 dBm		
M4		1	7.3357 GHz	-53.00 dBm		
M5		1	9.718 GHz	-52.29 dBm		

n20 2462MHz Ant1 Ref

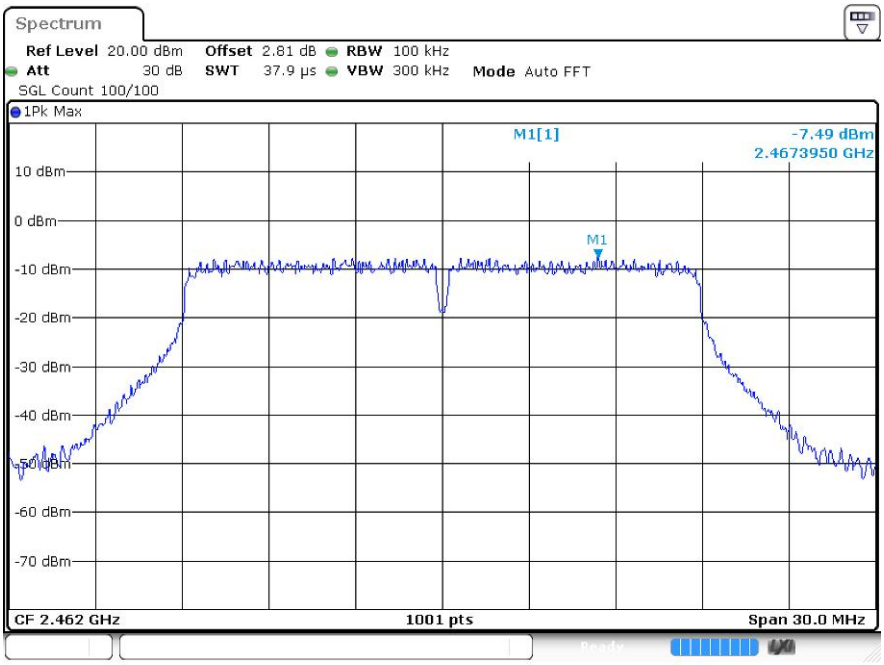

n20 2462MHz Ant1 Emission

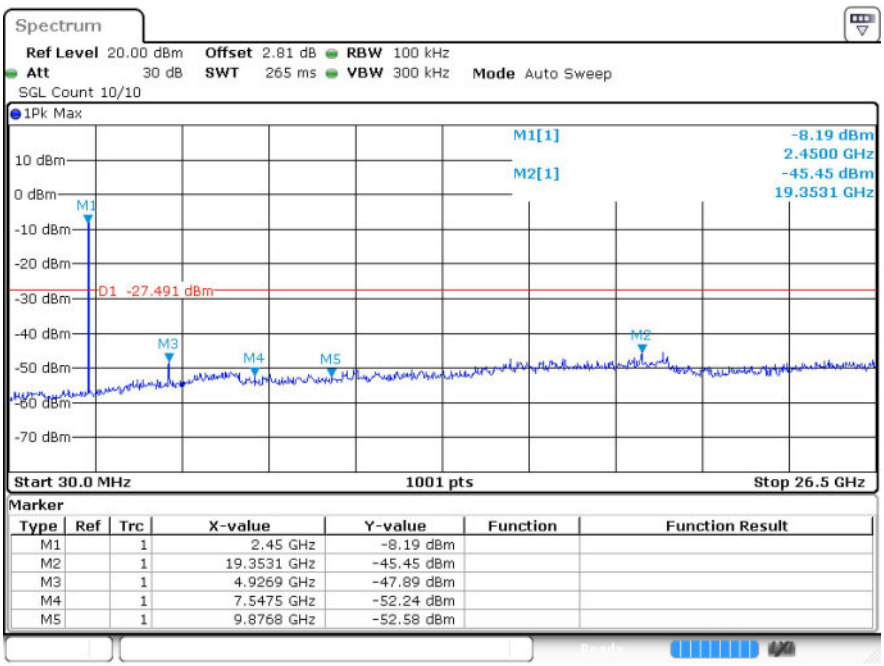

Marker

Type	Ref	Trc	X-value	Y-value	Function	Function Result
M1		1	2.45 GHz	-8.19 dBm		
M2		1	19.3531 GHz	-45.45 dBm		
M3		1	4.9269 GHz	-47.89 dBm		
M4		1	7.5475 GHz	-52.24 dBm		
M5		1	9.8768 GHz	-52.58 dBm		

n40 2422MHz Ant1 Ref

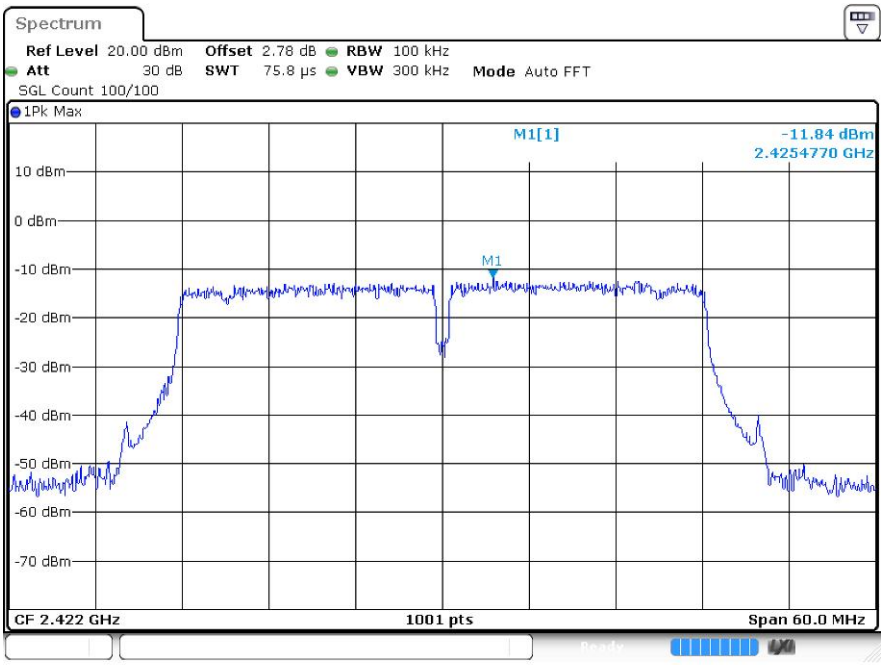

n40 2422MHz Ant1 Emission

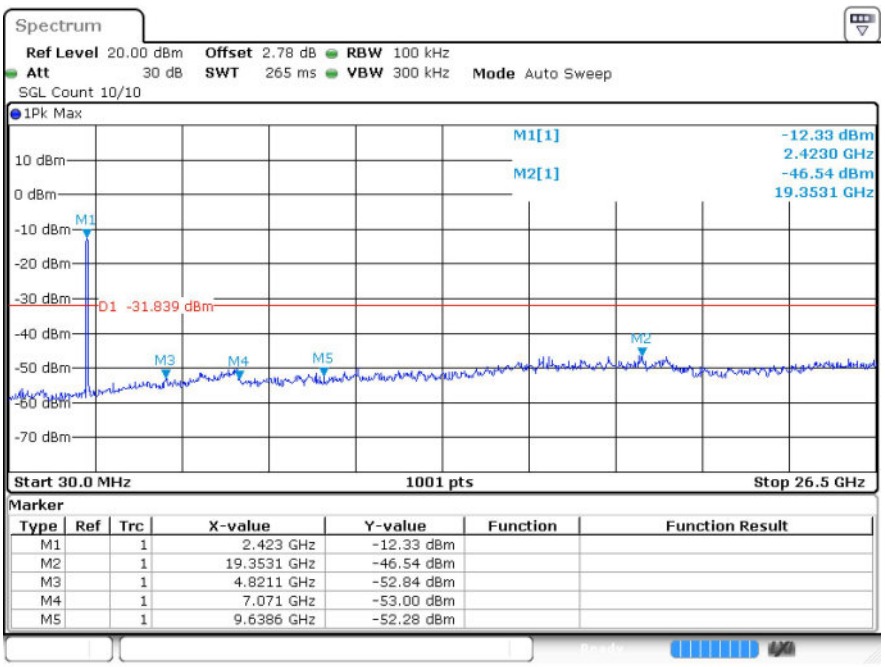

Marker

Type	Ref	Trc	X-value	Y-value	Function	Function Result
M1		1	2.423 GHz	-12.33 dBm		
M2		1	19.3531 GHz	-46.54 dBm		
M3		1	4.8211 GHz	-52.84 dBm		
M4		1	7.071 GHz	-53.00 dBm		
M5		1	9.6386 GHz	-52.28 dBm		

n40 2437MHz Ant1 Ref

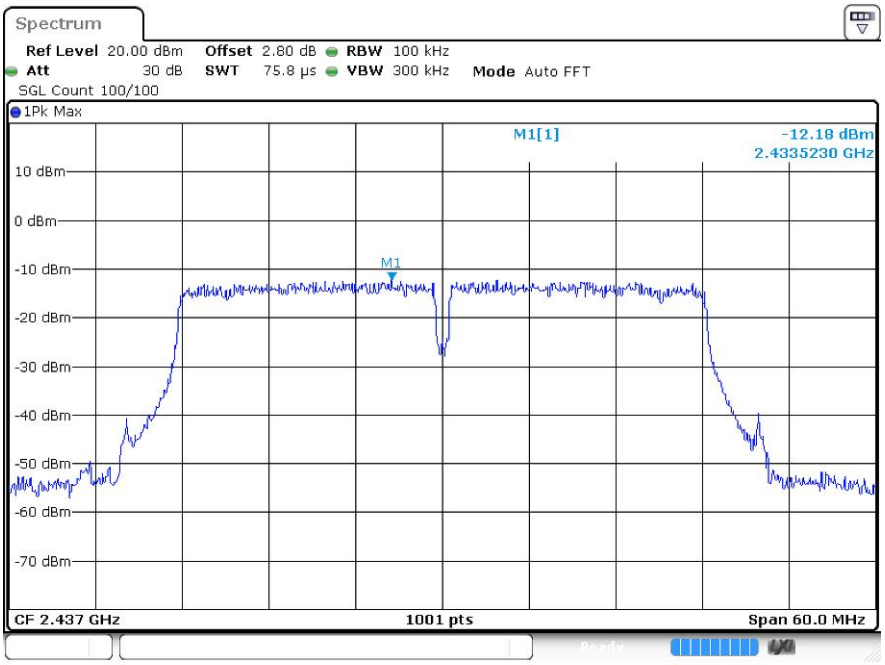

n40 2437MHz Ant1 Emission

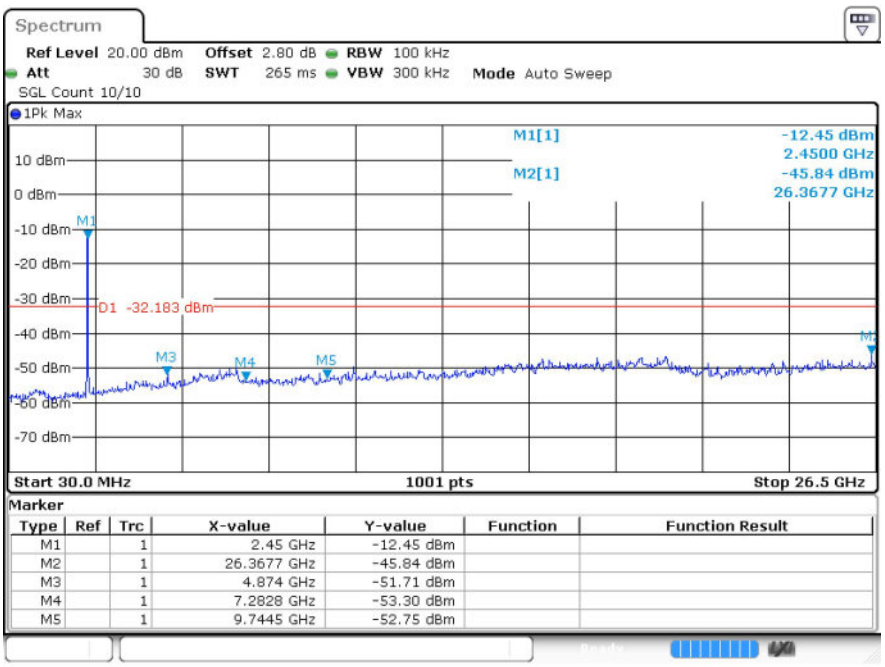

Marker

Type	Ref	Trc	X-value	Y-value	Function	Function Result
M1		1	2.45 GHz	-12.45 dBm		
M2		1	26.3677 GHz	-45.84 dBm		
M3		1	4.874 GHz	-51.71 dBm		
M4		1	7.2828 GHz	-53.30 dBm		
M5		1	9.7445 GHz	-52.75 dBm		

n40 2452MHz Ant1 Ref

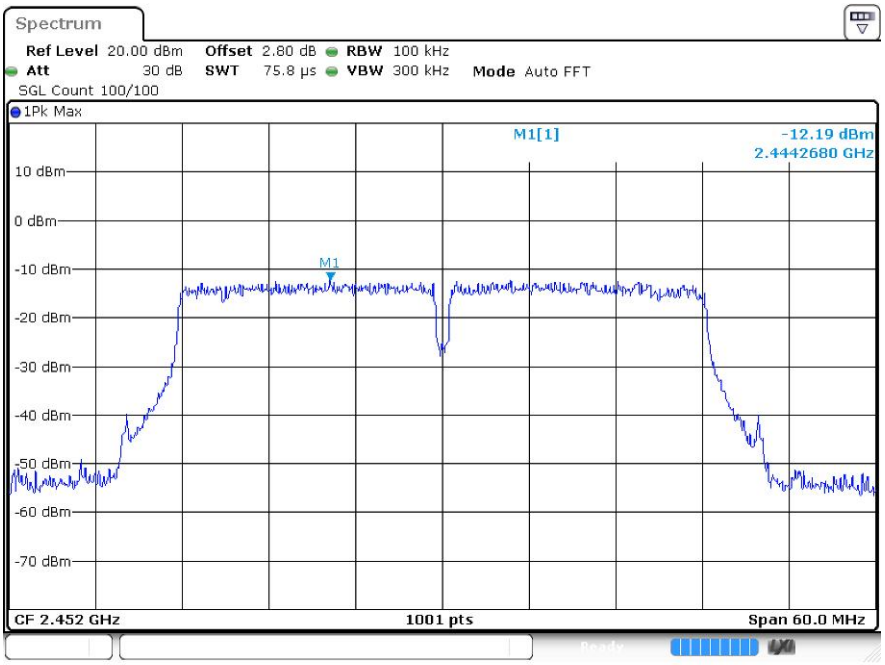

n40 2452MHz Ant1 Emission

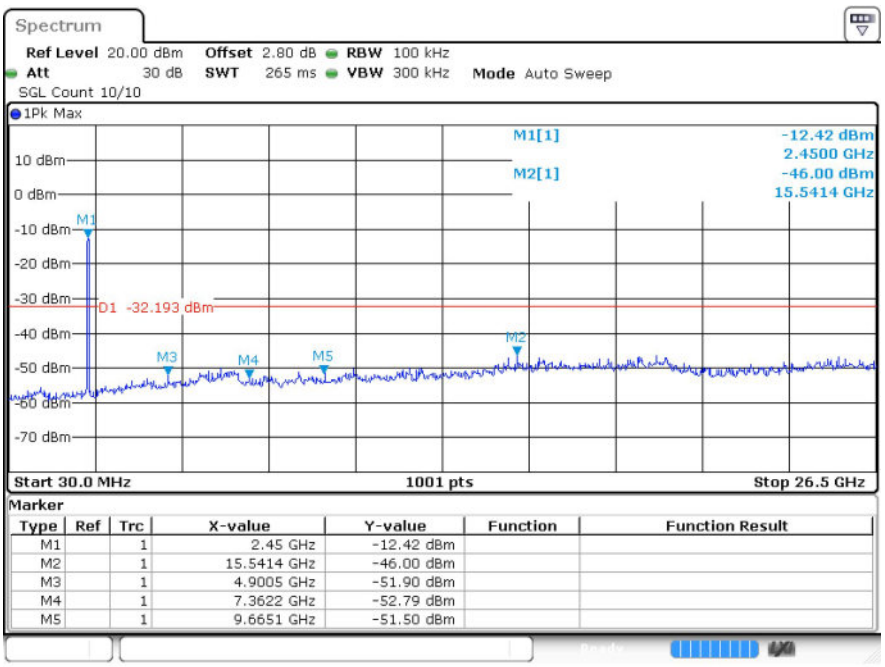

Marker

Type	Ref	Trc	X-value	Y-value	Function	Function Result
M1		1	2.45 GHz	-12.42 dBm		
M2		1	15.5414 GHz	-46.00 dBm		
M3		1	4.9005 GHz	-51.90 dBm		
M4		1	7.3622 GHz	-52.79 dBm		
M5		1	9.6651 GHz	-51.50 dBm		

7 Restrict Band

7.1 Test Result

Mode	Frequency (MHz)	Antenna	Spur Freq (MHz)	Power (dBm)	Gain (dBi)	E (dBuV/m)	Detector	Limit (dBuV/m)	Verdict
b	2412	Ant1	2310	-49.82	3.28	48.72	Peak	74	Pass
b	2412	Ant1	2310	-57.41	3.28	41.13	Average	54	Pass
b	2412	Ant1	2338.665	-45.41	3.28	53.13	Peak	74	Pass
b	2412	Ant1	2336.676	-55.39	3.28	43.15	Average	54	Pass
b	2412	Ant1	2390	-46.92	3.28	51.62	Peak	74	Pass
b	2412	Ant1	2390	-57	3.28	41.54	Average	54	Pass
b	2462	Ant1	2483.5	-47.57	3.28	50.97	Peak	74	49.69
b	2462	Ant1	2483.5	-56.56	3.28	41.98	Average	54	Pass
b	2462	Ant1	2499.364	-42.15	3.28	56.39	Peak	74	Pass
b	2462	Ant1	2483.517	-56.56	3.28	41.98	Average	54	Pass
b	2462	Ant1	2500	-44.21	3.28	54.33	Peak	74	Pass
b	2462	Ant1	2500	-56.76	3.28	41.78	Average	54	Pass
g	2412	Ant1	2310	-46.91	3.28	51.63	Peak	74	Pass
g	2412	Ant1	2310	-56.63	3.28	41.91	Average	54	Pass
g	2412	Ant1	2339.718	-44.61	3.28	53.93	Peak	74	Pass
g	2412	Ant1	2336.559	-53.93	3.28	44.61	Average	54	Pass
g	2412	Ant1	2390	-46.38	3.28	52.16	Peak	74	Pass
g	2412	Ant1	2390	-55.41	3.28	43.13	Average	54	Pass
g	2462	Ant1	2483.5	-45.08	3.28	53.46	Peak	74	Pass
g	2462	Ant1	2483.5	-53.81	3.28	44.73	Average	54	Pass
g	2462	Ant1	2499.364	-44.41	3.28	54.13	Peak	74	Pass
g	2462	Ant1	2483.517	-53.81	3.28	44.73	Average	54	Pass
g	2462	Ant1	2500	-47.76	3.28	50.78	Peak	74	Pass
g	2462	Ant1	2500	-56.22	3.28	42.32	Average	54	Pass
n20	2412	Ant1	2310	-48.68	3.28	49.86	Peak	74	Pass
n20	2412	Ant1	2310	-56.57	3.28	41.97	Average	54	Pass
n20	2412	Ant1	2389.911	-41.05	3.28	57.49	Peak	74	Pass
n20	2412	Ant1	2337.963	-54.14	3.28	44.40	Average	54	Pass
n20	2412	Ant1	2390	-40.58	3.28	57.96	Peak	74	Pass
n20	2412	Ant1	2390	-54.6	3.28	43.94	Average	54	Pass
n20	2462	Ant1	2483.5	-44.06	3.28	54.48	Peak	74	Pass
n20	2462	Ant1	2483.5	-53.61	3.28	44.93	Average	54	Pass
n20	2462	Ant1	2484.895	-43.88	3.28	54.66	Peak	74	Pass
n20	2462	Ant1	2483.782	-53.58	3.28	44.96	Average	54	Pass

n20	2462	Ant1	2500	-46.49	3.28	52.05	Peak	74	Pass
n20	2462	Ant1	2500	-55.81	3.28	42.73	Average	54	Pass
n40	2422	Ant1	2310	-47.02	3.28	51.52	Peak	74	Pass
n40	2422	Ant1	2310	-56.49	3.28	42.05	Average	54	Pass
n40	2422	Ant1	2388.526	-42.07	3.28	56.47	Peak	74	Pass
n40	2422	Ant1	2389.378	-52.99	3.28	45.55	Average	54	Pass
n40	2422	Ant1	2390	-44.84	3.28	53.70	Peak	74	Pass
n40	2422	Ant1	2390	-53.39	3.28	45.15	Average	54	Pass
n40	2452	Ant1	2483.5	-43.74	3.28	54.80	Peak	74	Pass
n40	2452	Ant1	2483.5	-53.56	3.28	44.98	Average	54	Pass
n40	2452	Ant1	2485.57	-43.11	3.28	55.43	Peak	74	Pass
n40	2452	Ant1	2485.102	-52.69	3.28	45.85	Average	54	Pass
n40	2452	Ant1	2500	-46.86	3.28	51.68	Peak	74	Pass
n40	2452	Ant1	2500	-55.68	3.28	42.86	Average	54	Pass

7.2 Test Graphs

Test Graphs

b 2412MHz Ant1 Peak

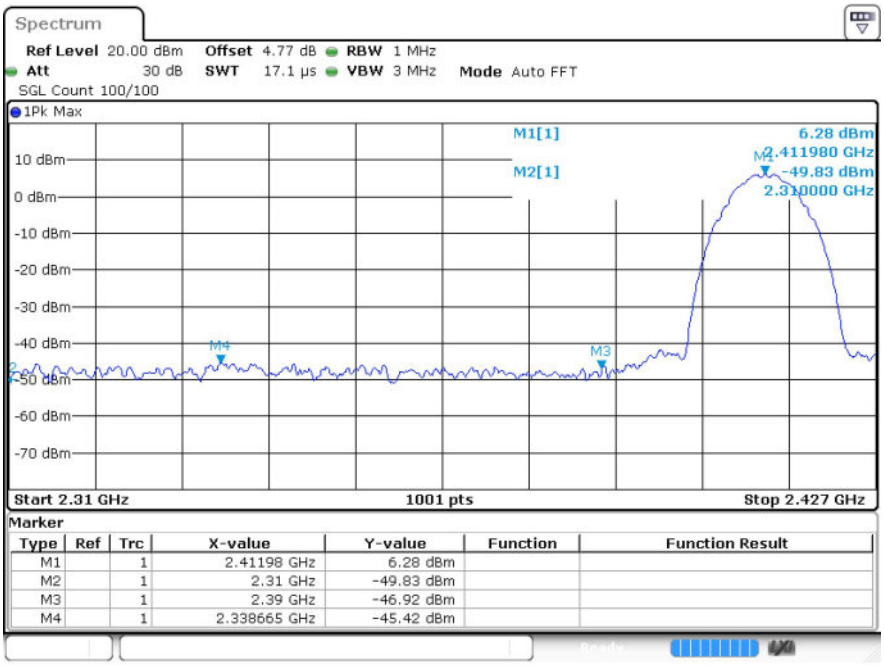

b 2412MHz Ant1 Average

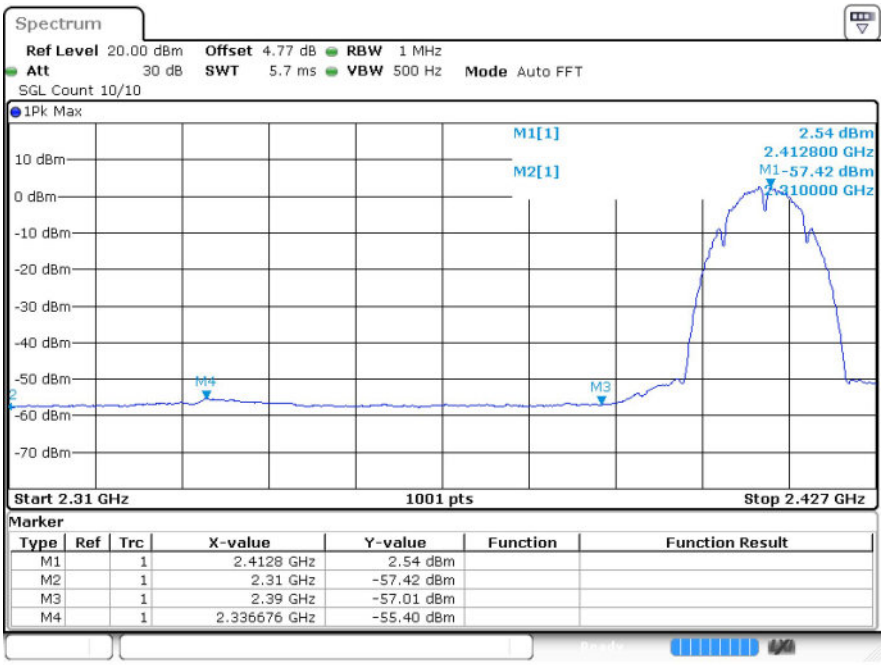

b 2462MHz Ant1 Peak

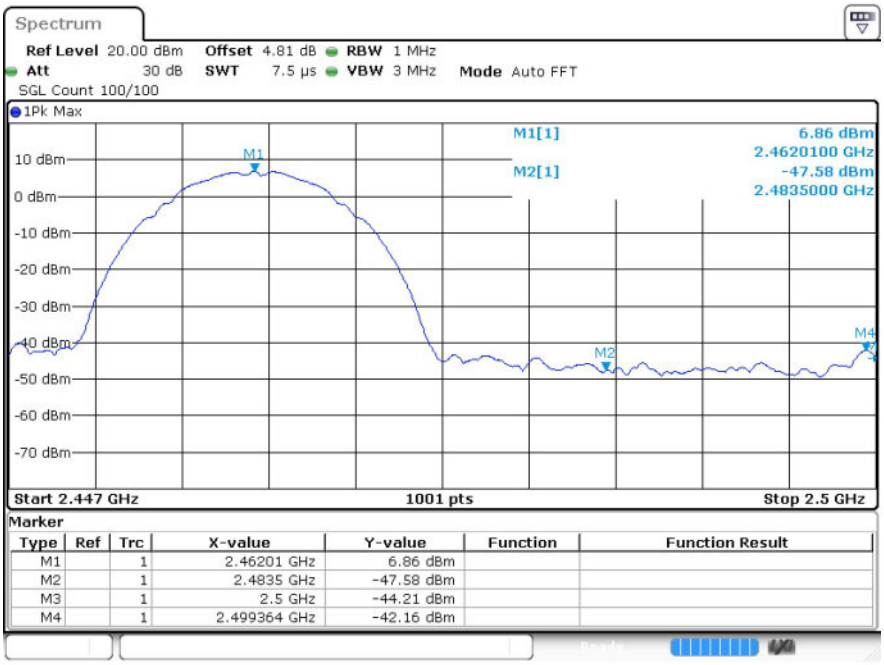

b 2462MHz Ant1 Average

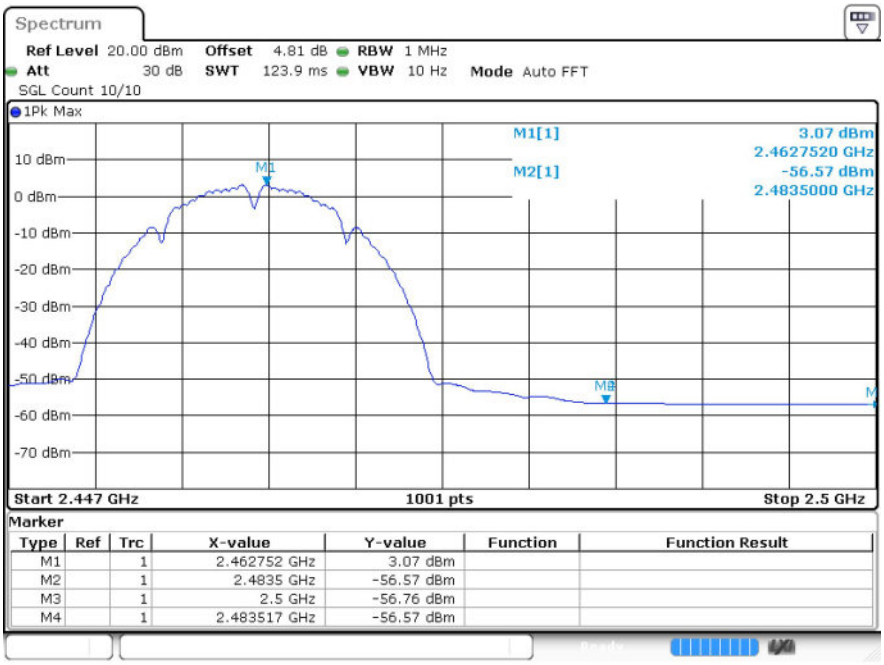

g 2412MHz Ant1 Peak

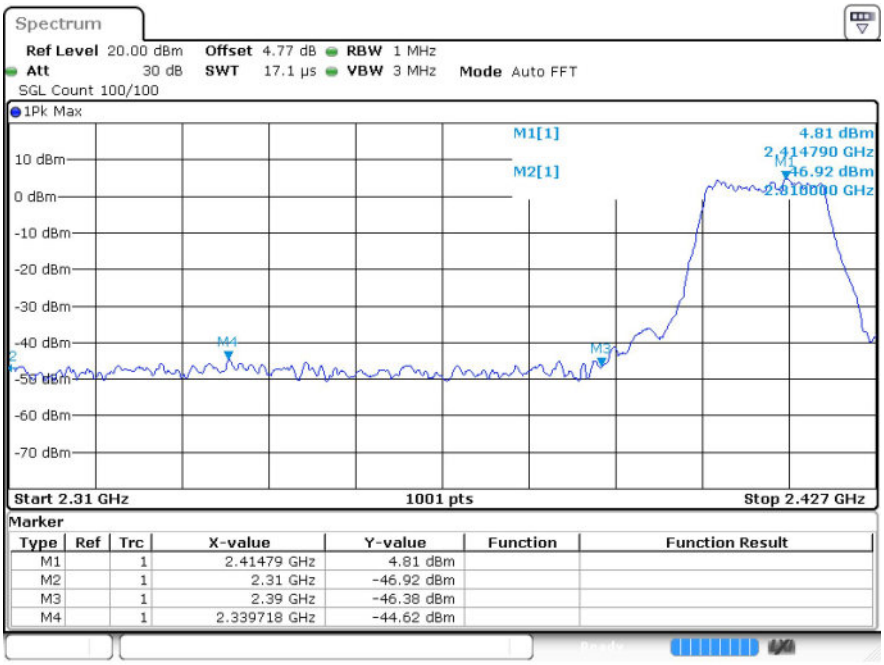

g 2412MHz Ant1 Average

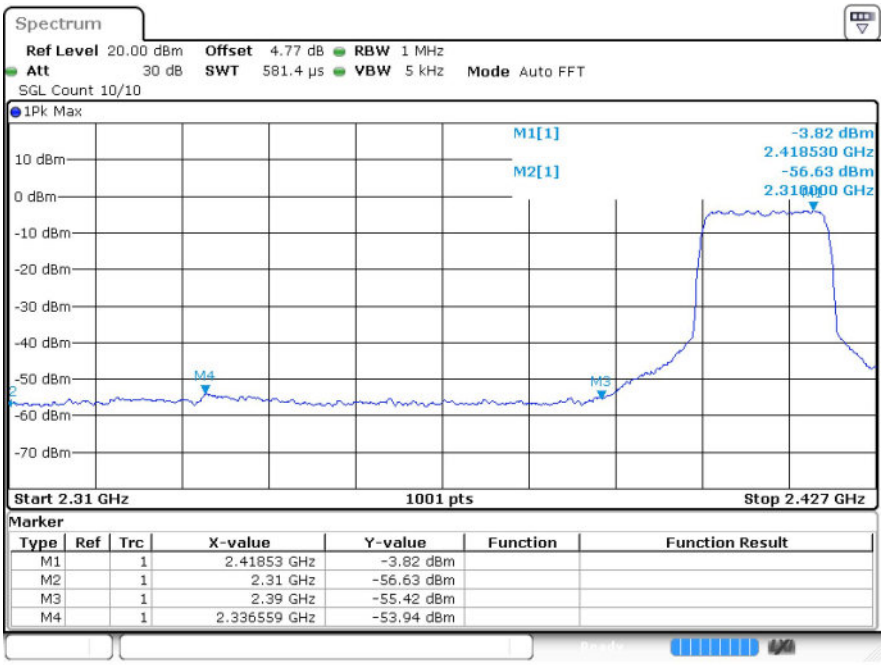

g 2462MHz Ant1 Peak

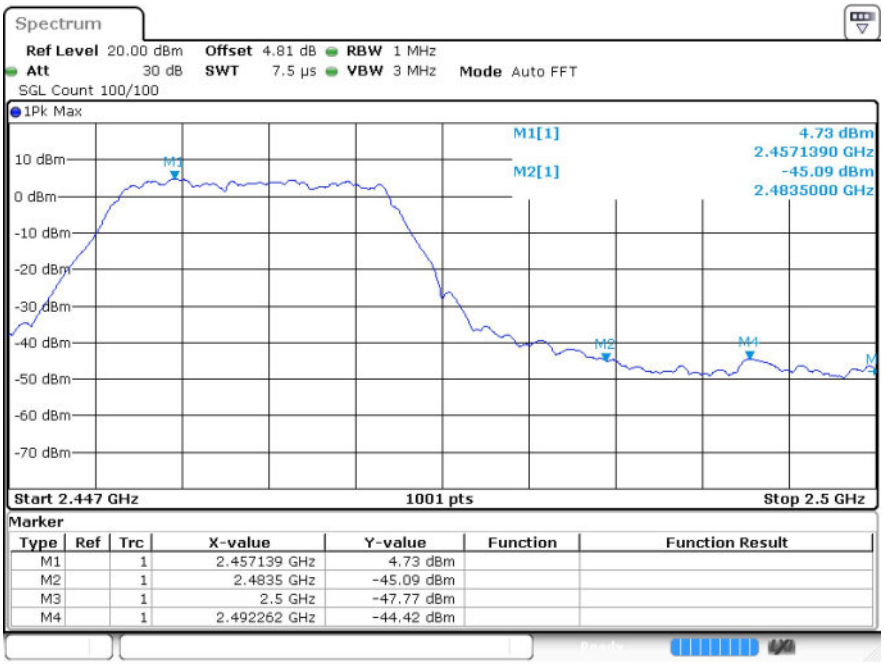

g 2462MHz Ant1 Average

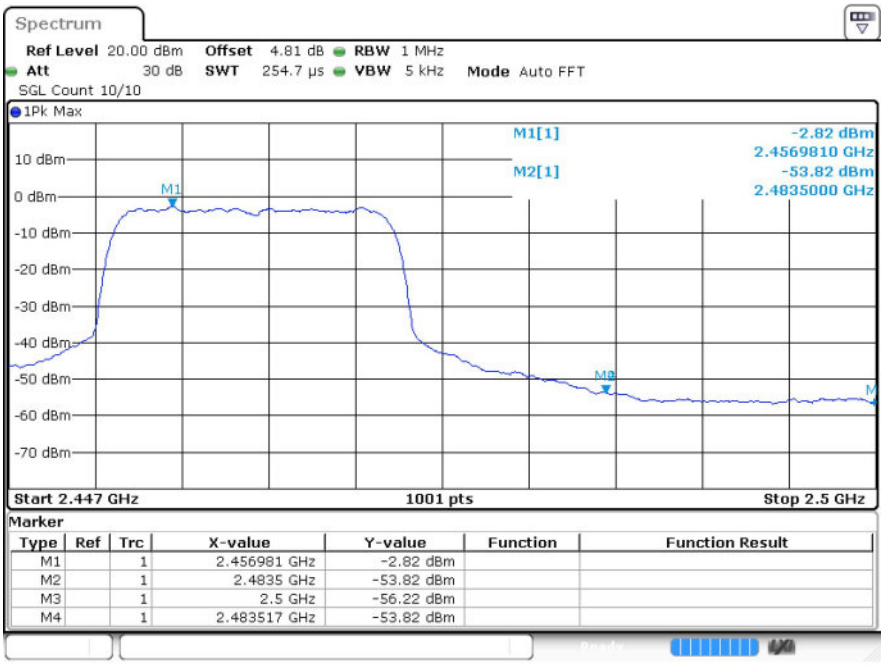

n20 2412MHz Ant1 Peak

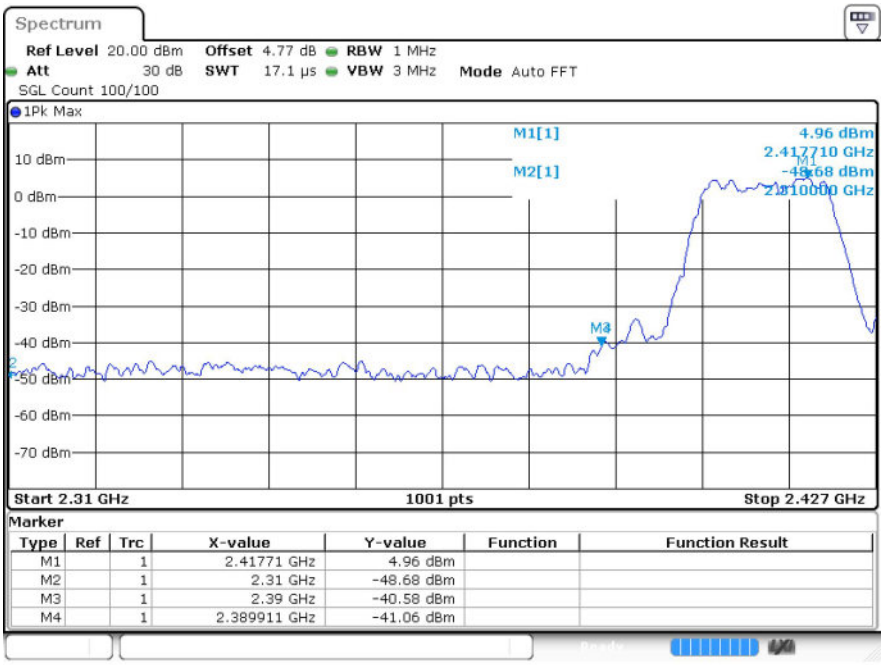

n20 2412MHz Ant1 Average

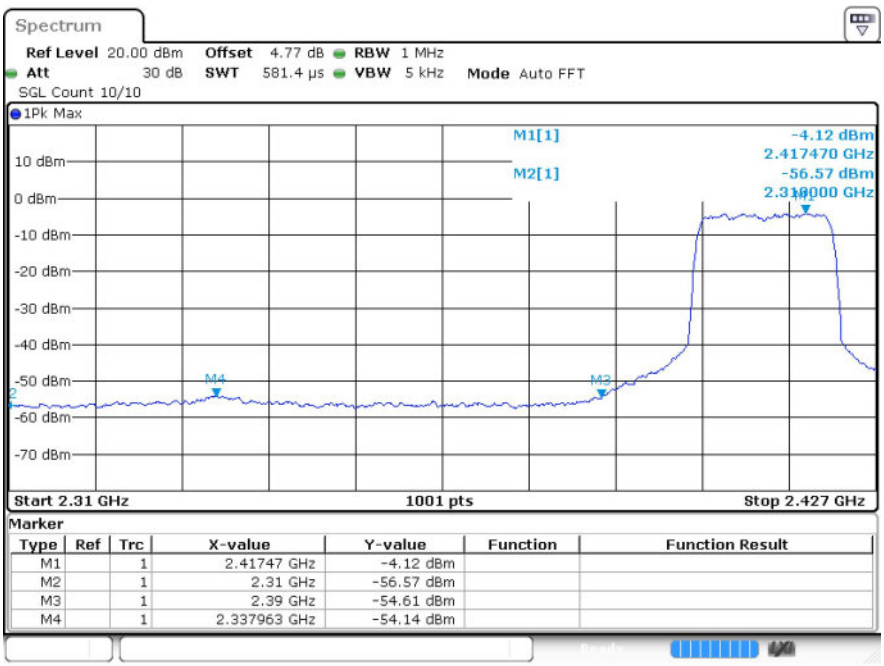

n20 2462MHz Ant1 Peak

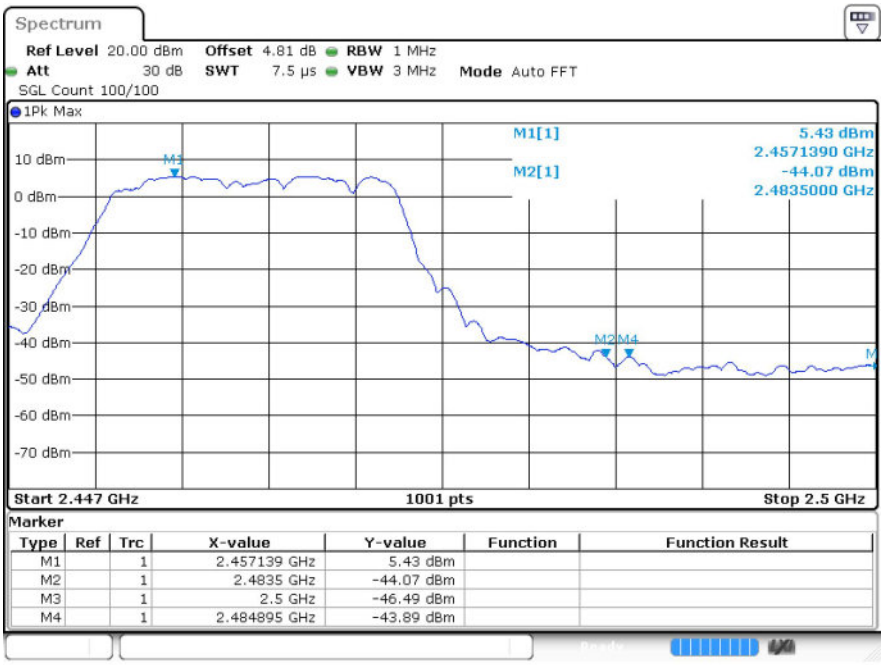

n20 2462MHz Ant1 Average

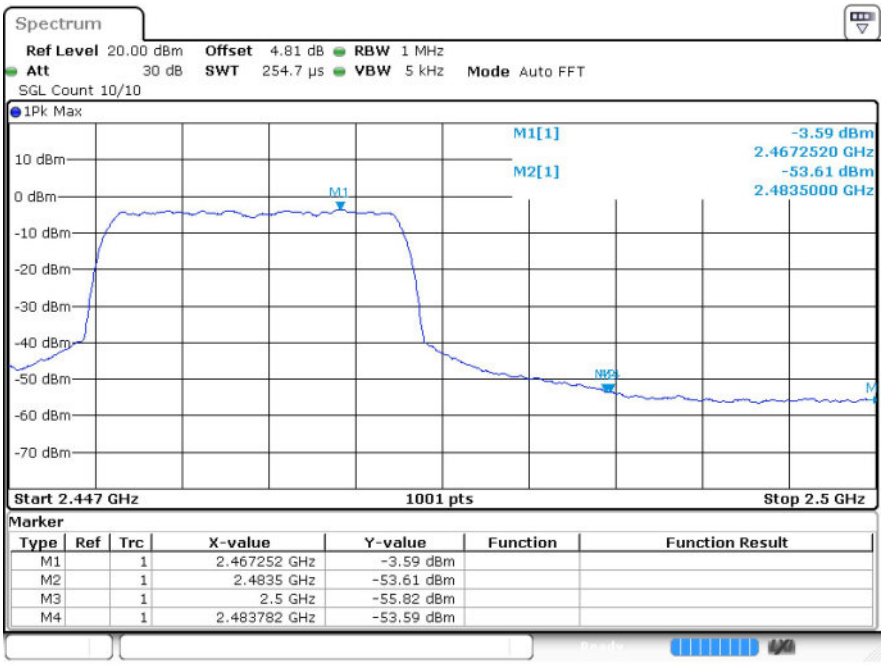

n40 2422MHz Ant1 Peak

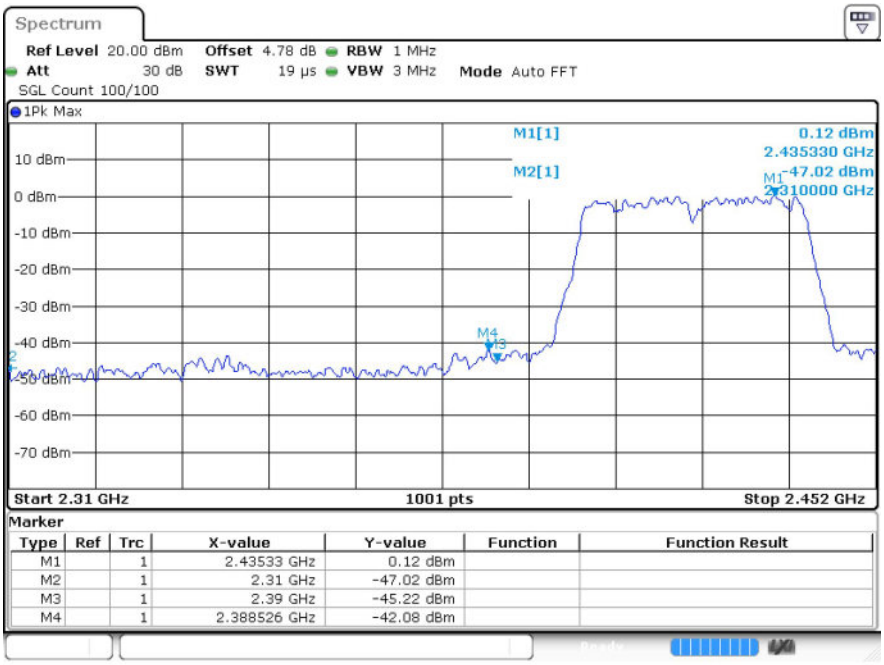

n40 2422MHz Ant1 Average

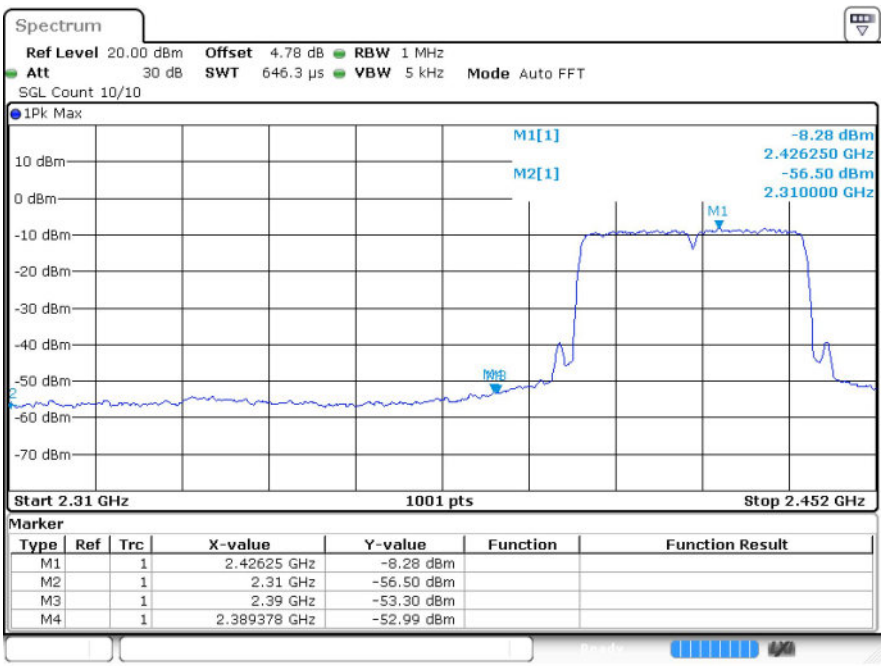

n40 2452MHz Ant1 Peak

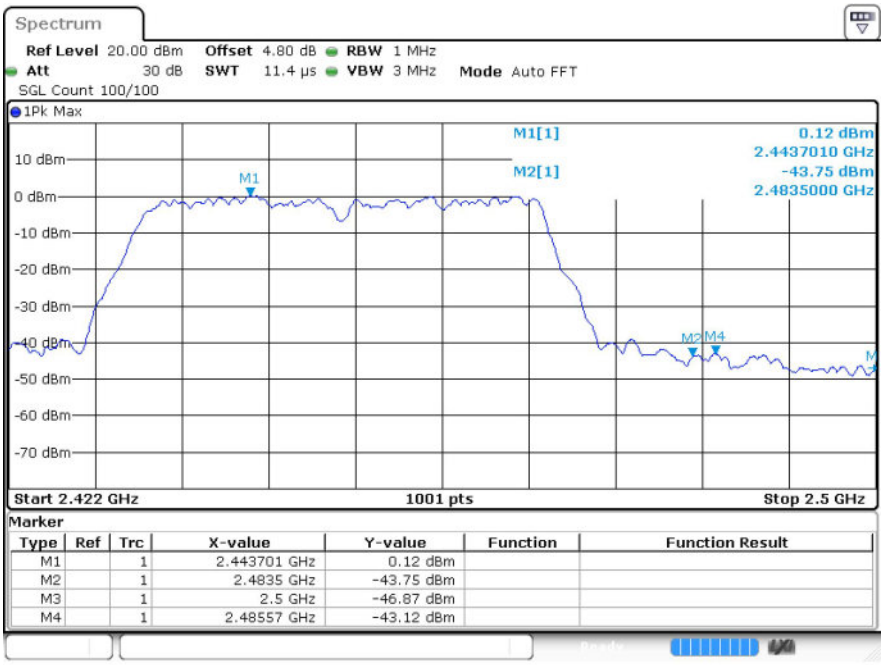

n40 2452MHz Ant1 Average

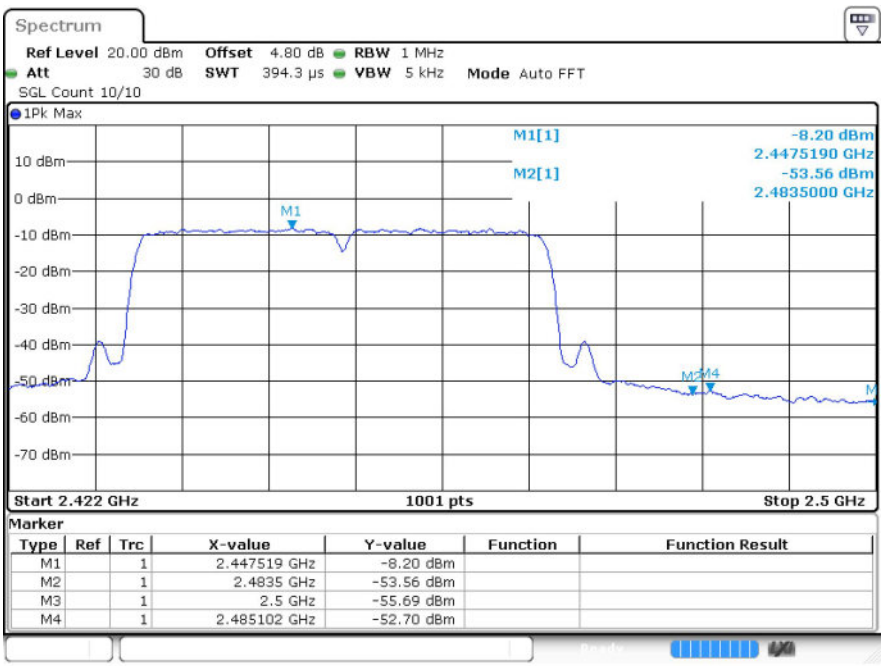

---The End---