APPROVA

Shenzhen Yu Sheng Communications Electronics co., LTD

Address: 3rd-4th Floor, No. 102, Aoxi Road, Aobei Village, Henggang Town, Longgang District, Shenzhen

PART NO.: YS026

CUS PART NO.:

D A T E: 2024-12-20

ENGINEERING DEPARTMENT	Q C DEPARTMENT	SALES DEPARTMENT

:

ENGINEERING DEPARTMENT	Q C DEPARTMENT	PURCHASING DEPARTMENT

:

Electrical Specifications	
Frequency Range	2400-2500MHZ
VSWR	≤2.0
GAIN	2.41DBI
Input Impedance	50 Ω
Mechanical Specifications	
Antenna Color	BLACK
Input connector	ipex
Working Temperature	-40℃~+85℃
Working Humidity	20~80%

（Product picture）：

（Product Specification）：

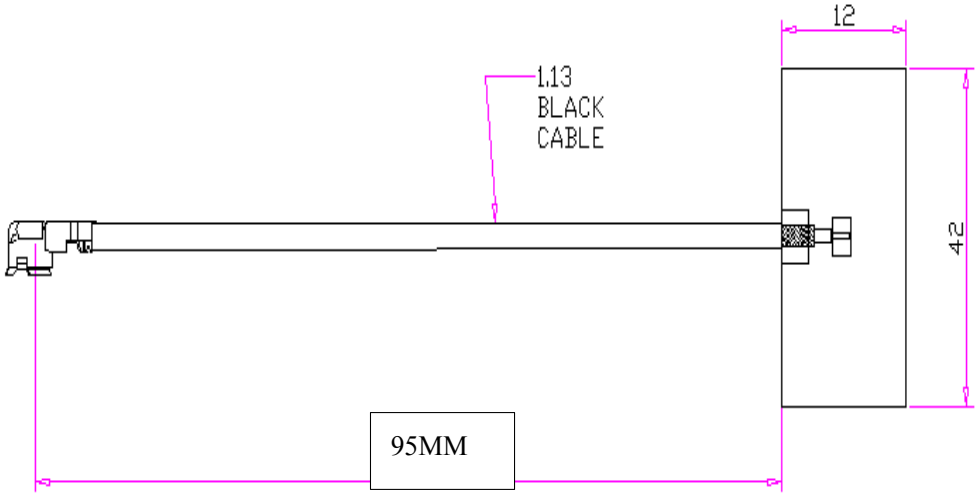

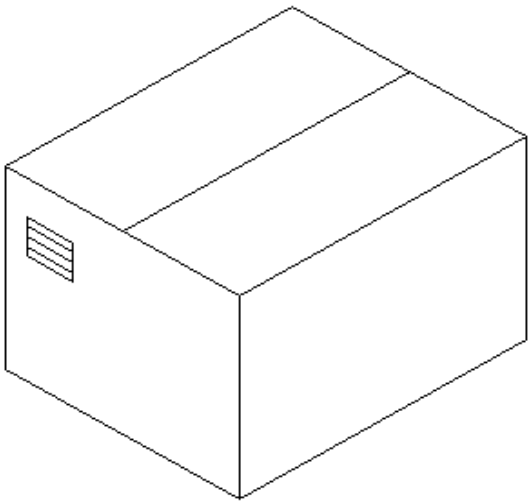

5000PCS

（Environmental performance test）：

ITEM	TEST CONDITION	TEST RESULT
The storage environment	In the absence of the specified circumstances test temperature, humidity, air pressure is as follows: 1 temperature is -30 ℃ ~ +80 ℃ 2 relative humidity for 45%-85% The 3 pressure is 86kpa-106kpa	Electrical and mechanical properties of normal
Thermocycling ;	5 cycles between 70 ℃ and 40 ℃, then under normal conditions 1-2H, appearance quality inspection.	Dimensions should meet the requirements and shall satisfy In the mechanical, electrical properties
Resistance to damp heat Test	Relative humidity is 95 ± 3%, test temperature: 40 ℃. Continue after 2H, Test within the product after removing the 5min determination of the electrical properties, in the normal sample Under 1-2H, the appearance of quality inspection	Dimensions should meet the requirements and shall satisfy In the mechanical, electrical properties
vibration test ;	Displacement amplitude of vibration frequency range: 10-55HZ, 0.35MM, the amplitude of acceleration: 50.0M/S, sweep cycle times: 30 times	Electrical and mechanical properties of normal
fall-down test ;	1M high altitude in accordance with the perpendicular axis free fall 3	Electrical and mechanical properties of normal

（Agilent network analyzer test chart）：

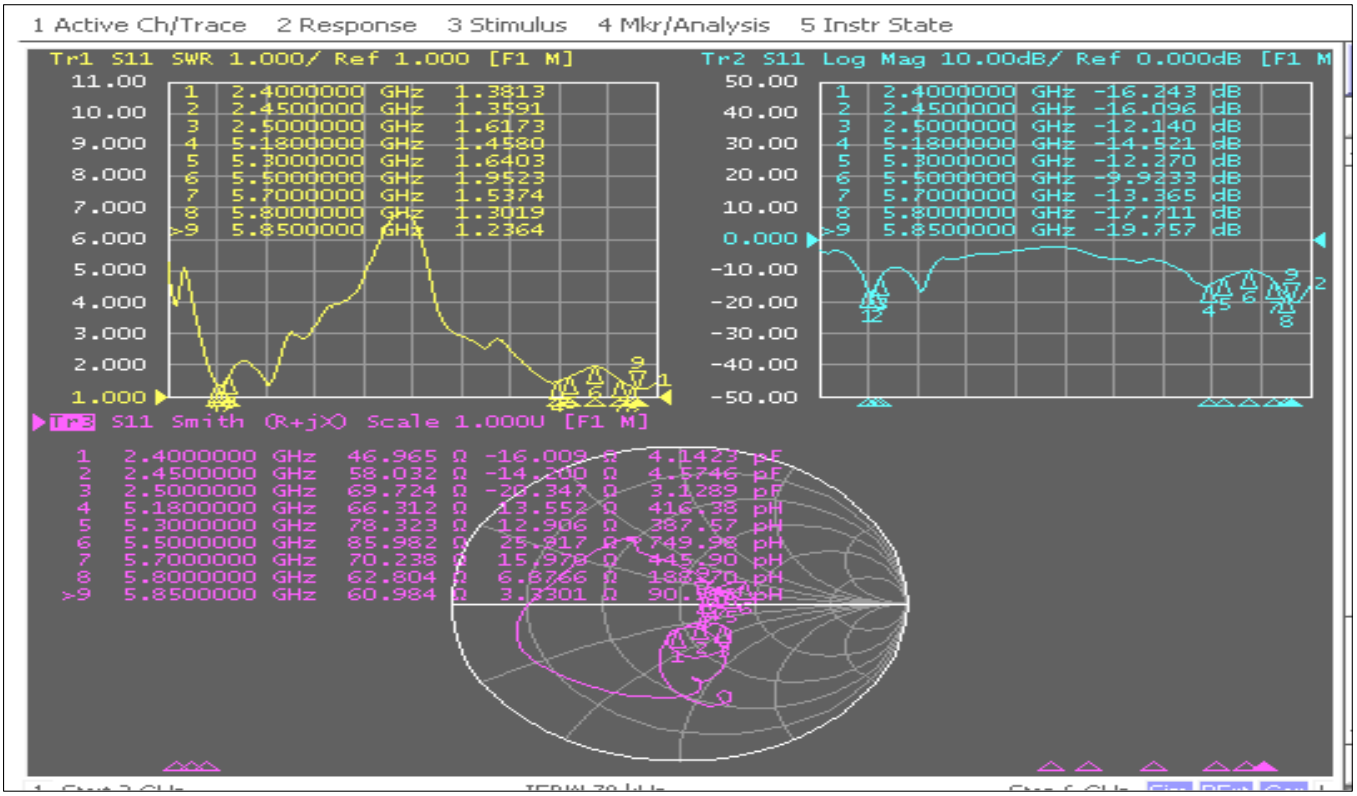

(Gain-Tset)：

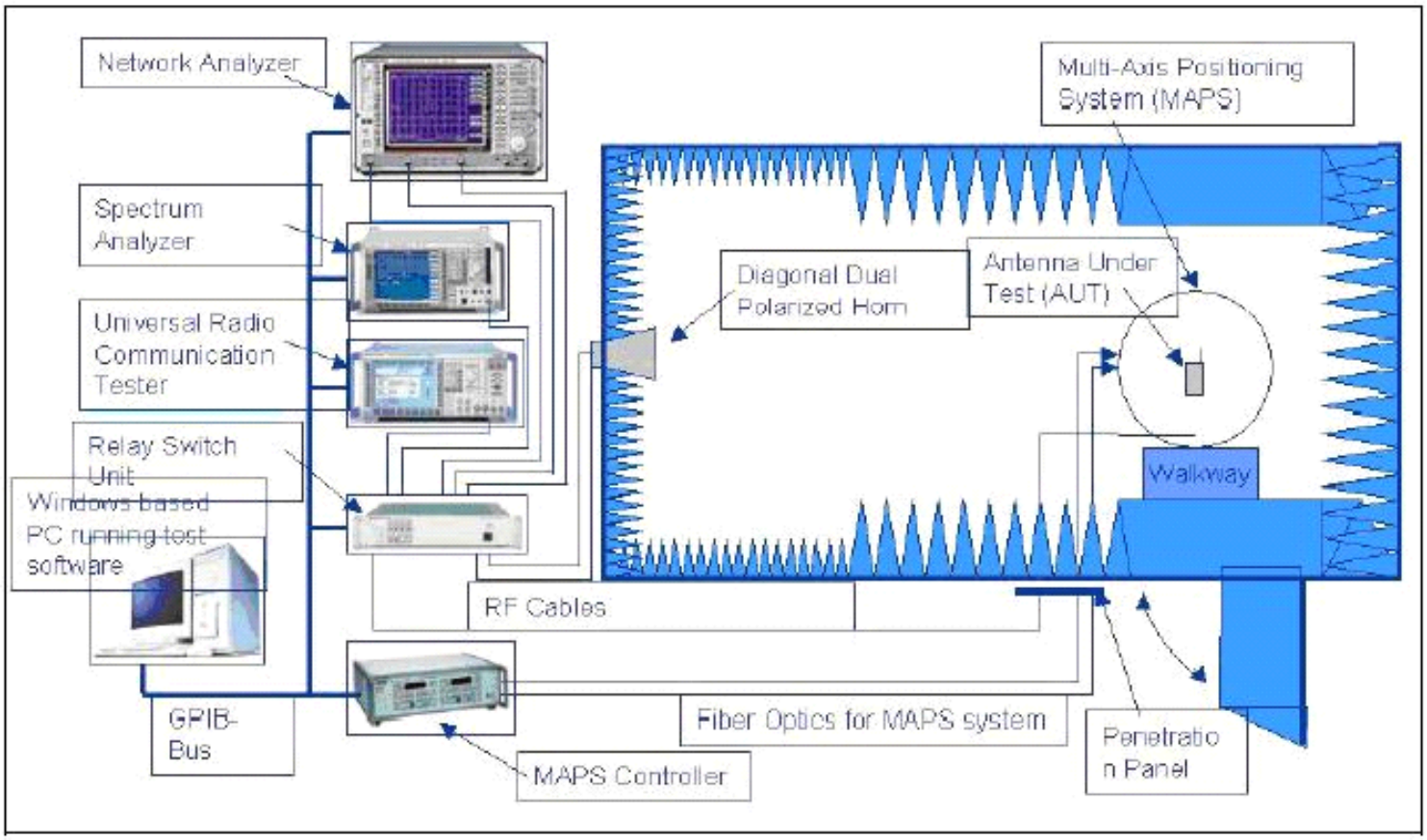

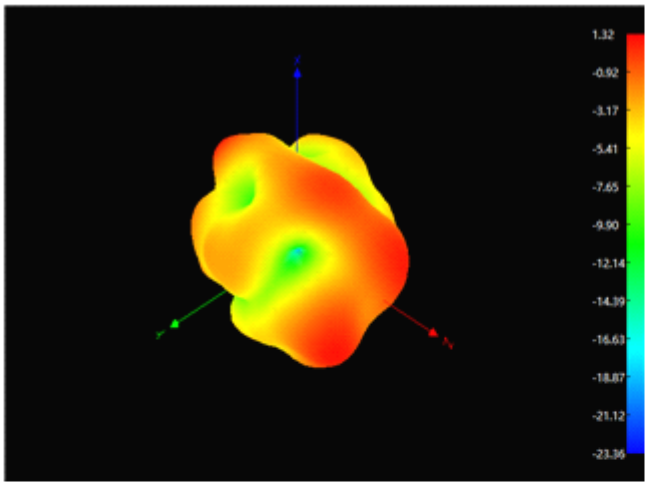
1.32
-0.92
-3.17
-5.41
-7.65
-9.90
-12.14
-14.39
-16.63
-18.87
-21.12
-23.36

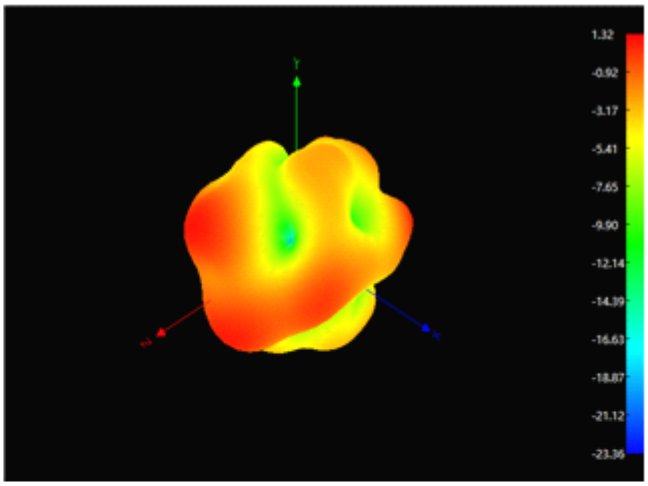
1.32
-0.92
-3.17
-5.41
-7.65
-9.90
-12.14
-14.39
-16.63
-18.87
-21.12
-23.36

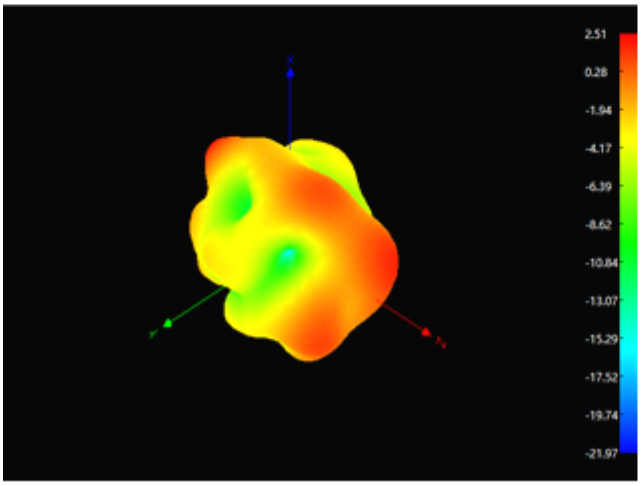
2.51
0.28
-1.94
-4.17
-6.39
-8.62
-10.84
-13.07
-15.29
-17.52
-19.74
-21.97

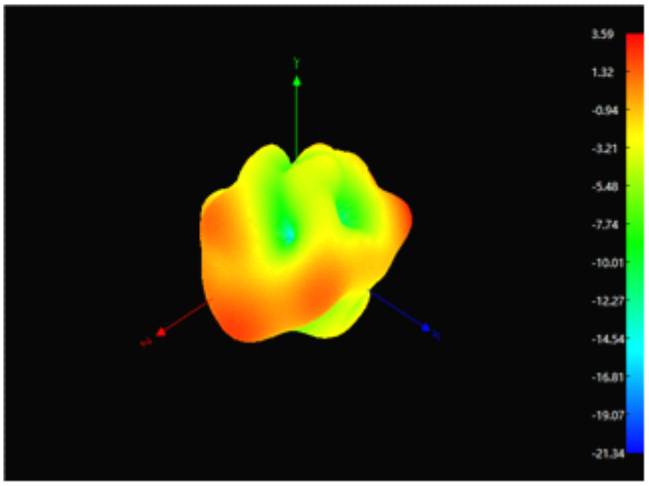
3.59
1.32
-0.94
-3.21
-5.48
-7.74
-10.01
-12.27
-14.54
-16.81
-19.07
-21.34

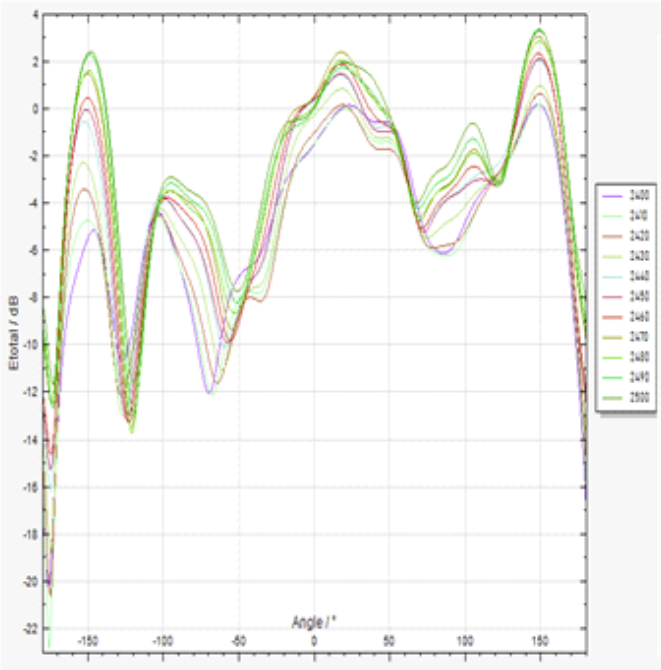
Etotal / dB
Angle / °
-150
-100
-50
0
50
100
150

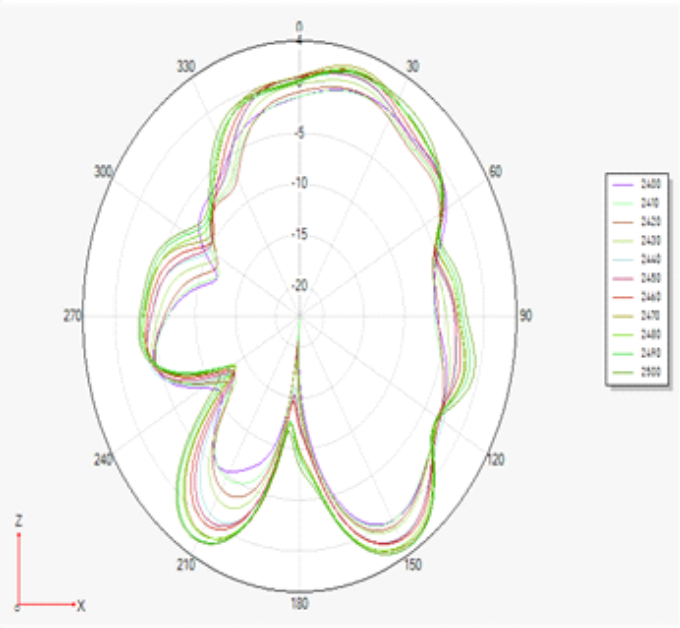
0
30
60
90
120
150
180
210
240
270
300
330
-5
-10
-15
-20
Z
X

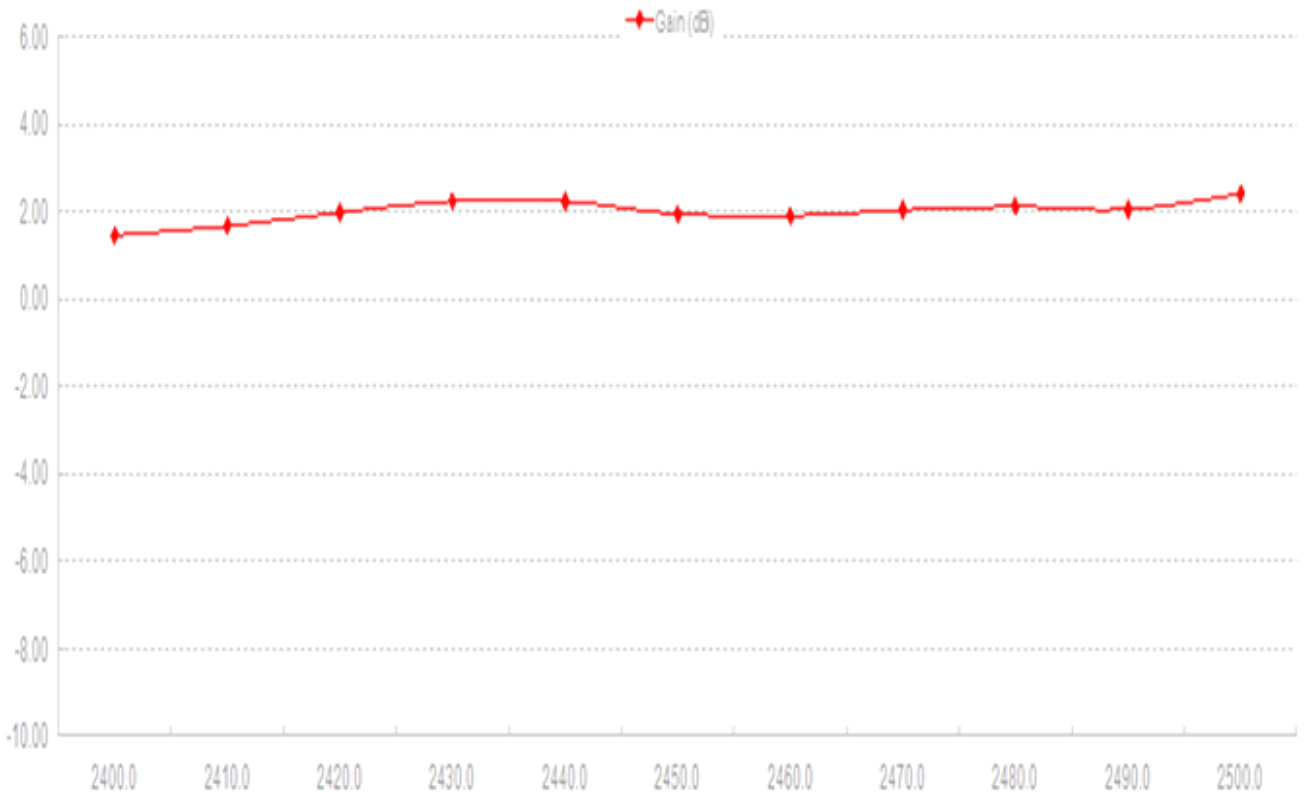

Frequency ID	1	2	3	4	5	6	7	8	9	10	11
Frequency (MHz)	2400.0	2410.0	2420.0	2430.0	2440.0	2450.0	2460.0	2470.0	2480.0	2490.0	2500.0
Point Values											
Ant. Port Input Pwr. (dBm)	0.00	0.00	0.00	0.00	0.00	0.00	0.00	0.00	0.00	0.00	0.00
Tot. Rad. Pwr. (dBm)	-2.69	-2.52	-2.23	-2.04	-1.95	-2.28	-2.44	-2.49	-2.60	-2.83	-2.45
Peak EIRP (dBm)	1.46	1.67	1.98	2.24	2.24	1.94	1.91	2.04	2.12	2.05	2.41
Directivity (dBi)	4.15	4.19	4.21	4.28	4.19	4.22	4.36	4.52	4.72	4.87	4.86
Efficiency (dB)	-2.69	-2.52	-2.23	-2.04	-1.95	-2.28	-2.44	-2.49	-2.60	-2.83	-2.45
Efficiency (%)	53.80	56.00	59.80	62.50	63.80	59.20	57.00	56.40	55.00	52.20	56.90
Gain (dBi)	1.46	1.67	1.98	2.24	2.24	1.94	1.91	2.04	2.12	2.05	2.41
NHPRP ±Pi/4 (dBm)	-3.69	-3.36	-2.92	-2.52	-2.55	-2.92	-3.24	-3.47	-3.56	-3.59	-2.96
NHPRP ±Pi/6 (dBm)	-4.35	-4.03	-3.59	-3.20	-3.23	-3.60	-3.92	-4.14	-4.22	-4.26	-3.65
NHPRP ±Pi/8 (dBm)	-4.96	-4.64	-4.21	-3.82	-3.85	-4.21	-4.53	-4.75	-4.83	-4.88	-4.29
Upper Hem. PRP (dBm)	-5.17	-4.93	-4.58	-4.35	-4.22	-4.52	-4.66	-4.67	-4.76	-4.96	-4.55
Lower Hem. PRP (dBm)	-6.30	-6.22	-6.01	-5.89	-5.85	-6.22	-6.43	-6.51	-6.65	-6.93	-6.61
Upper Hem. PRP (%)	30.38	32.14	34.79	36.77	37.80	35.31	34.18	34.09	33.41	31.88	35.06
Lower Hem. PRP (%)	23.45	23.85	25.03	25.78	26.03	23.90	22.78	22.33	21.60	20.29	21.82