Appendix Test Data

Report No.:	18220WC30156601	Test Sample No.:	1-2-2
Start Test Date:	2023.07.28	Finish Test Date:	2023.08.02
Test Engineer:	Hayman Chen	Auditor:	Rick Luo
Temperature:	25.3℃	Relative Humidity:	49%
Pressure:	1012 hPa		

Appendix A: DTS Bandwidth

Test Result

TestMode	Antenna	Frequency[MHz]	DTS BW [MHz]	FL[MHz]	FH[MHz]	Limit[MHz]	Verdict
11B	Ant1	2412	9.040	2407.480	2416.520	≥0.5	PASS
		2437	8.520	2432.480	2441.000	≥0.5	PASS
		2462	9.040	2457.480	2466.520	≥0.5	PASS
11G	Ant1	2412	16.320	2403.880	2420.200	≥0.5	PASS
		2437	16.360	2428.840	2445.200	≥0.5	PASS
		2462	16.320	2453.880	2470.200	≥0.5	PASS
11N20SISO	Ant1	2412	17.320	2403.280	2420.600	≥0.5	PASS
		2437	17.560	2428.240	2445.800	≥0.5	PASS
		2462	17.560	2453.240	2470.800	≥0.5	PASS
11N40SISO	Ant1	2422	35.580	2403.880	2439.460	≥0.5	PASS
		2437	35.460	2419.120	2454.580	≥0.5	PASS
		2452	34.860	2434.060	2468.920	≥0.5	PASS

Test Graphs

11B_Ant1_2412

11B_Ant1_2437

11B_Ant1_2462

11G_Ant1_2412

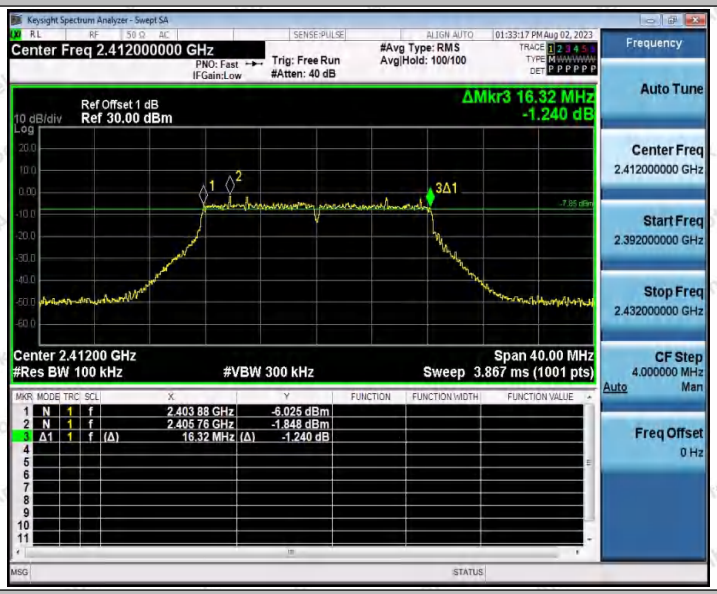

11G_Ant1_2437

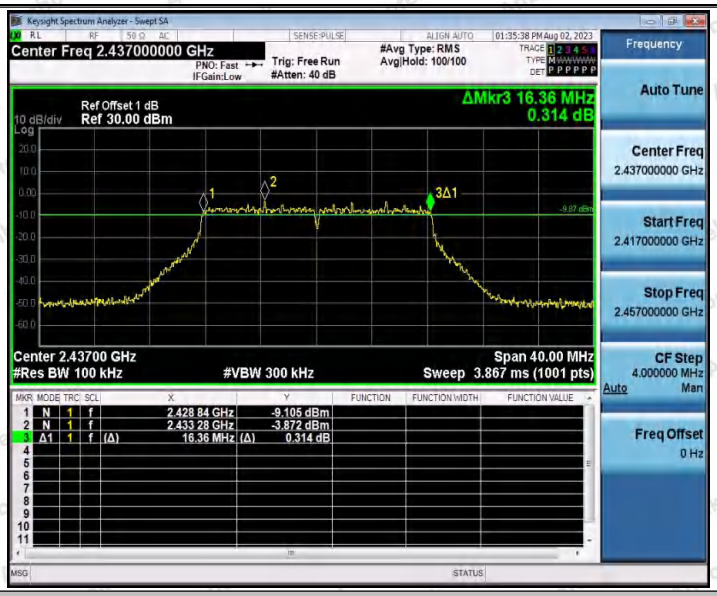

11G_Ant1_2462

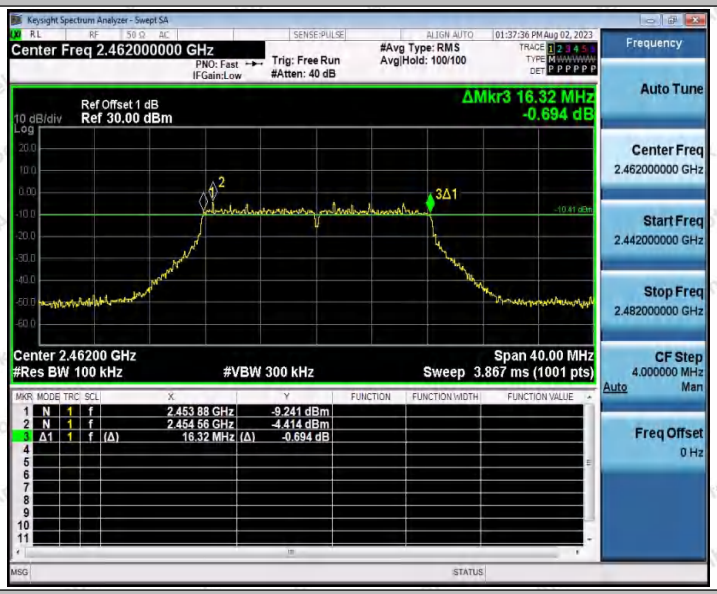

11N20SISO_Ant1_2412

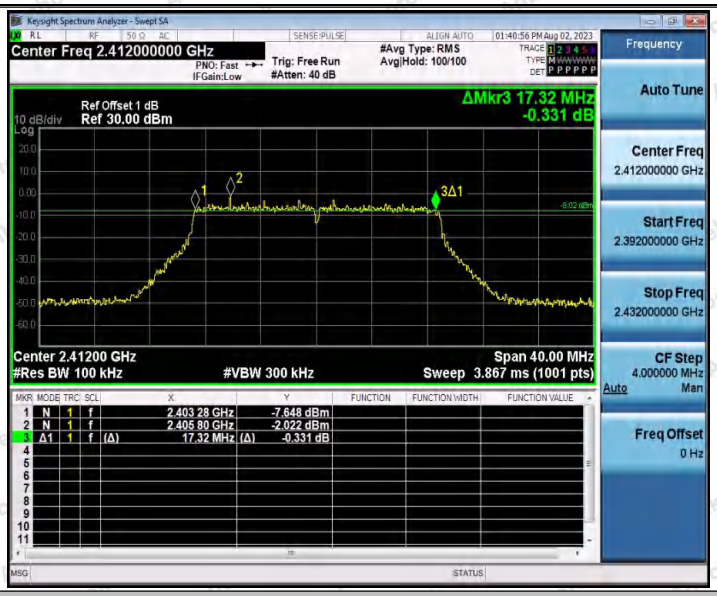

11N20SISO_Ant1_2437

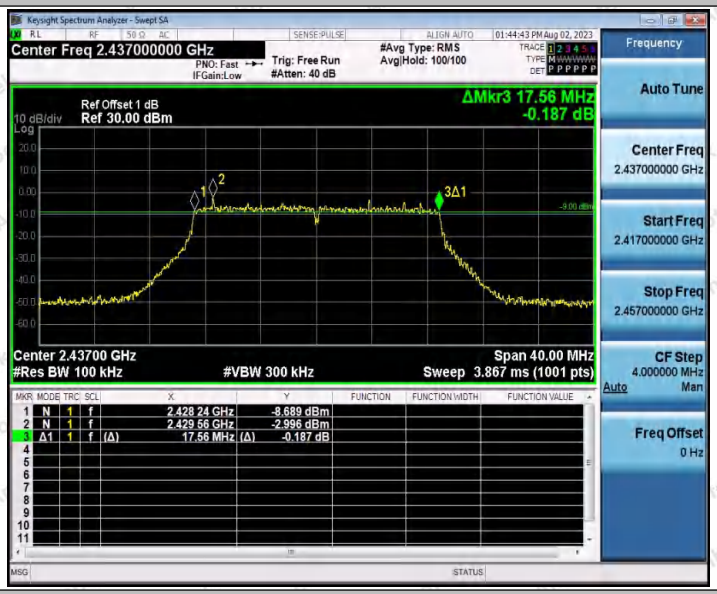

11N20SISO_Ant1_2462

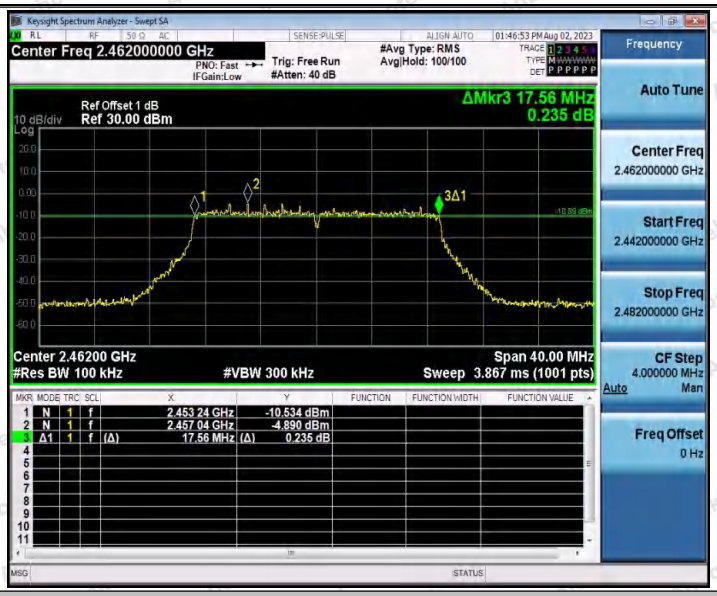

11N40SISO_Ant1_2422

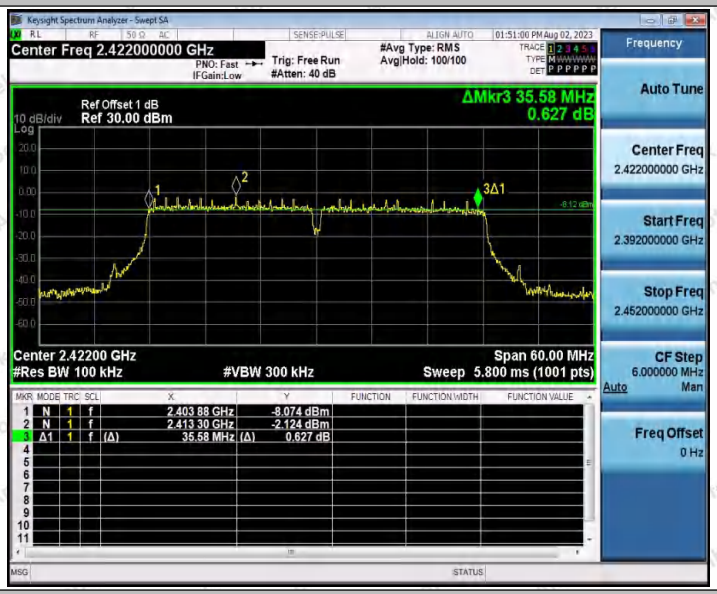

11N40SISO_Ant1_2437

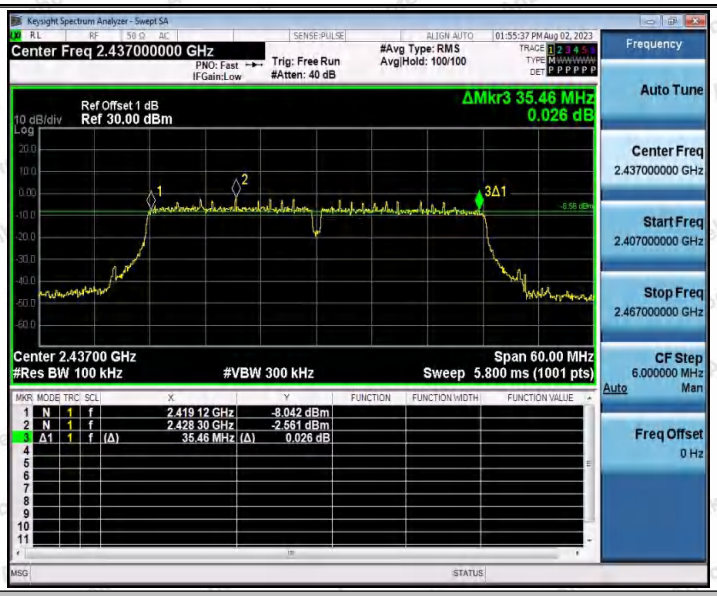

11N40SISO_Ant1_2452

Appendix B: Occupied Channel Bandwidth

Test Result

TestMode	Antenna	Channel Frequency[MHz]	OCB [MHz]	FL[MHz]	FH[MHz]	Limit[MHz]	Verdict
11B	Ant1	2412	13.586	2405.1883	2418.7743	---	---
		2437	13.592	2430.1618	2443.7538	---	---
		2462	13.570	2455.1662	2468.7362	---	---
11G	Ant1	2412	17.100	2403.4673	2420.5673	---	---
		2437	17.077	2428.4602	2445.5372	---	---
		2462	17.078	2453.5155	2470.5935	---	---
11N20SISO	Ant1	2412	18.080	2403.0325	2421.1125	---	---
		2437	18.133	2428.0213	2446.1543	---	---
		2462	18.085	2453.0312	2471.1162	---	---
11N40SISO	Ant1	2422	36.159	2403.9310	2440.0900	---	---
		2437	36.186	2418.9160	2455.1020	---	---
		2452	36.238	2433.8801	2470.1181	---	---

Test Graphs

11B_Ant1_2412

11B_Ant1_2437

11B_Ant1_2462

11G_Ant1_2412

11G_Ant1_2437

11G_Ant1_2462

11N20SISO_Ant1_2412

11N20SISO_Ant1_2437

11N20SISO_Ant1_2462

11N40SISO_Ant1_2422

11N40SISO_Ant1_2437

11N40SISO_Ant1_2452

Appendix C: Maximum conducted output power

Test Result Peak

TestMode	Antenna	Frequency[MHz]	Peak Power[dBm]	Conducted Limit[dBm]
11B	Ant1	2412	16.62	≤30.00
		2437	15.60	≤30.00
		2462	14.58	≤30.00
11G	Ant1	2412	16.40	≤30.00
		2437	15.13	≤30.00
		2462	14.00	≤30.00
11N20SISO	Ant1	2412	16.14	≤30.00
		2437	15.40	≤30.00
		2462	14.06	≤30.00
11N40SISO	Ant1	2422	16.21	≤30.00
		2437	15.91	≤30.00
		2452	15.98	≤30.00

Appendix D: Maximum power spectral density

Test Result

TestMode	Antenna	Frequency[MHz]	Result[dBm/3kHz]	Limit[dBm/3kHz]	Verdict
11B	Ant1	2412	-8.38	≤8.00	PASS
		2437	-10.19	≤8.00	PASS
		2462	-10.65	≤8.00	PASS
11G	Ant1	2412	-15.2	≤8.00	PASS
		2437	-16.95	≤8.00	PASS
		2462	-18.88	≤8.00	PASS
11N20SISO	Ant1	2412	-16.42	≤8.00	PASS
		2437	-17.92	≤8.00	PASS
		2462	-17.83	≤8.00	PASS
11N40SISO	Ant1	2422	-16.1	≤8.00	PASS
		2437	-15.91	≤8.00	PASS
		2452	-15.91	≤8.00	PASS

Test Graphs

11B_Ant1_2412

11B_Ant1_2437

11B_Ant1_2462

11G_Ant1_2412

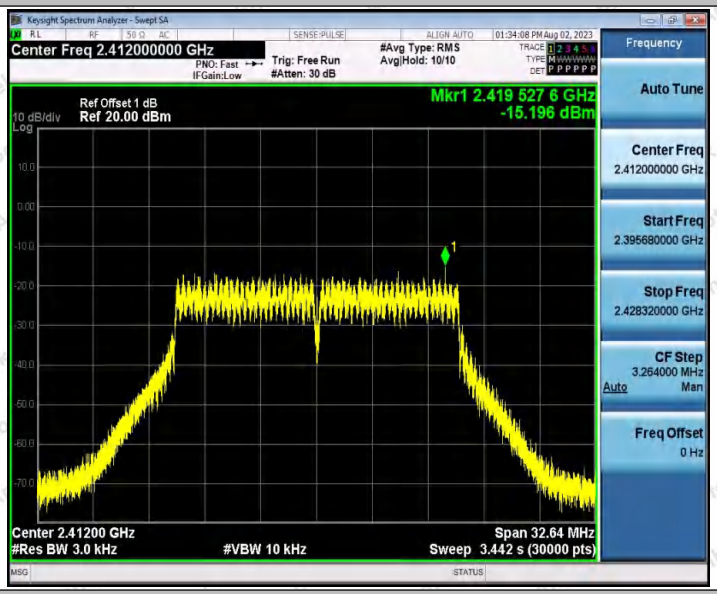

11G_Ant1_2437

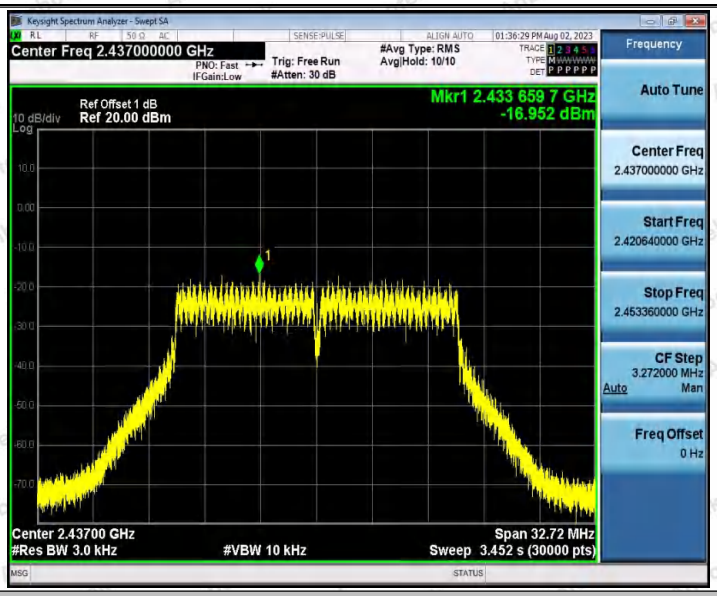

11G_Ant1_2462

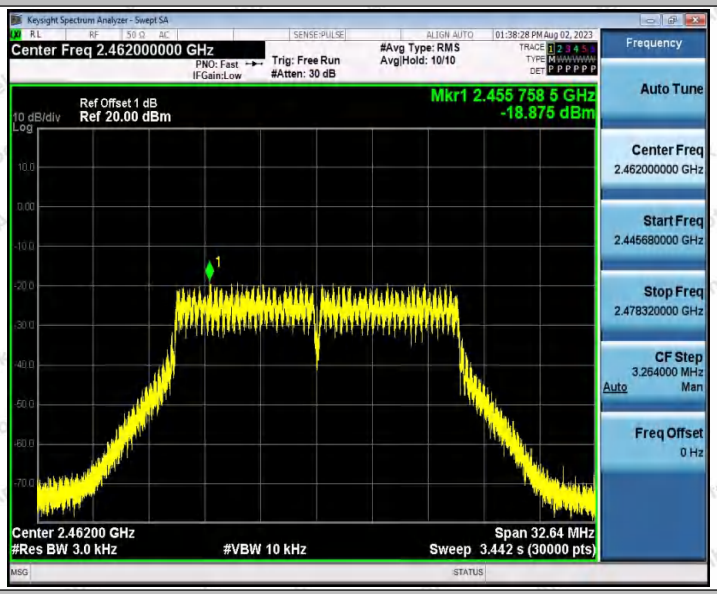

11N20SISO_Ant1_2412

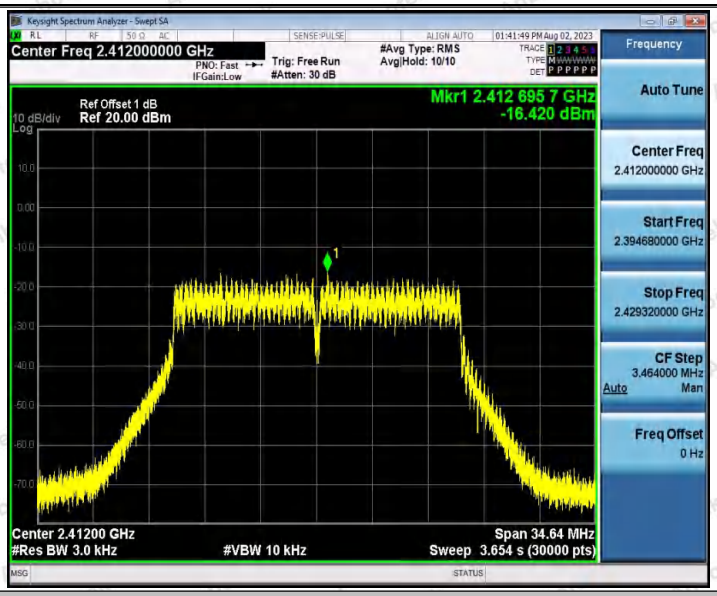

11N20SISO_Ant1_2437

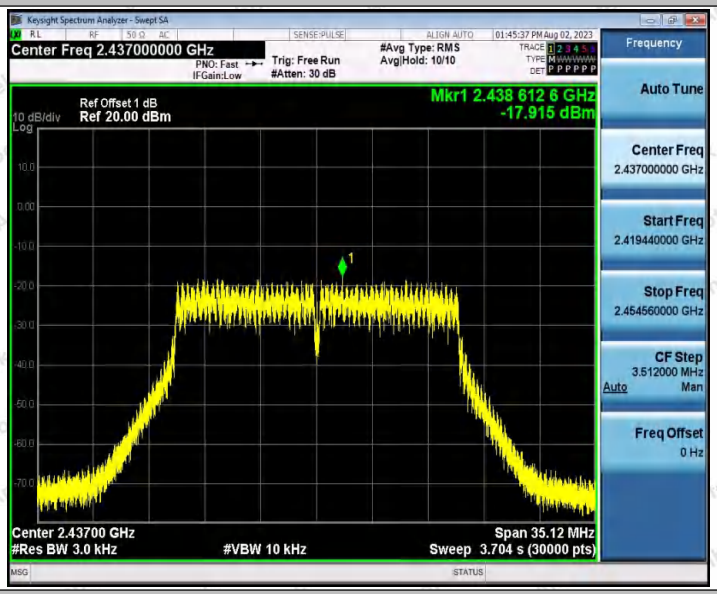

11N20SISO_Ant1_2462

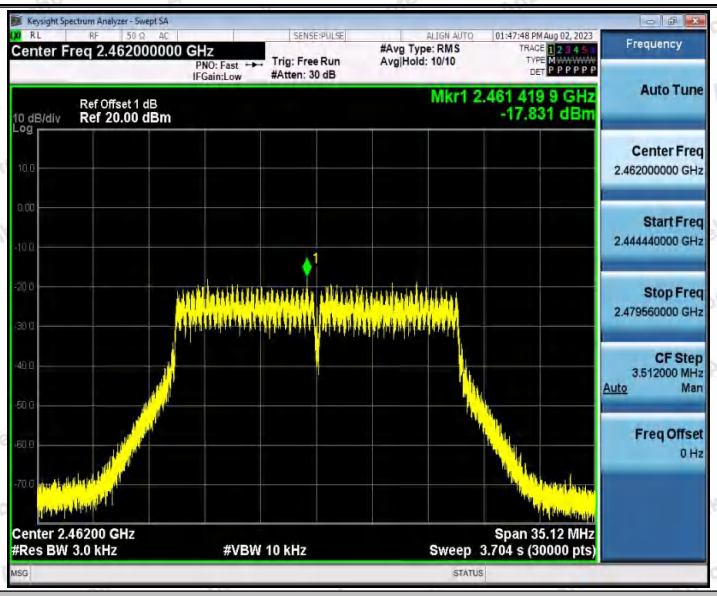

11N40SISO_Ant1_2422

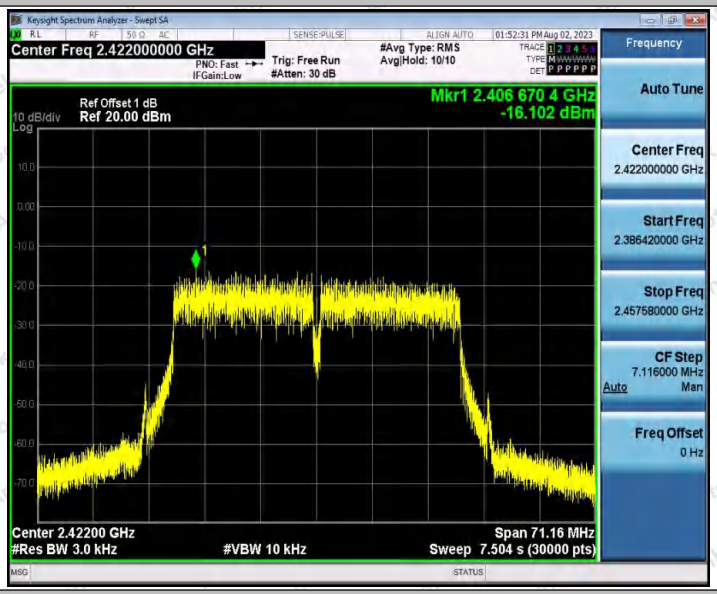

11N40SISO_Ant1_2437

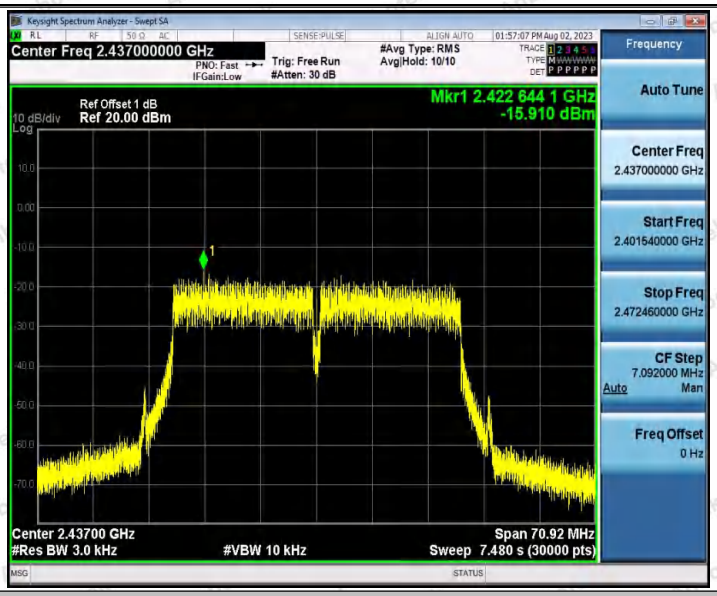

11N40SISO_Ant1_2452

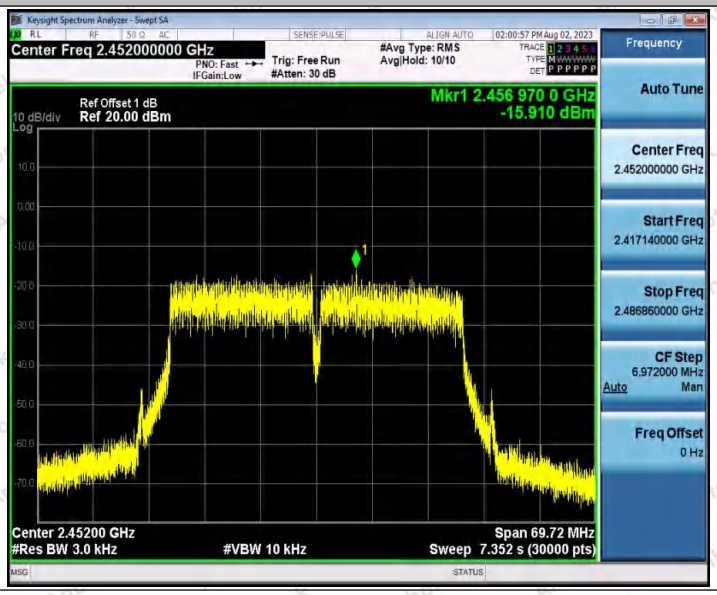

Appendix E: Band edge measurements

Test Result

TestMode	Antenna	ChName	Frequency[MHz]	RefLevel[dBm]	Result[dBm]	Limit[dBm]	Verdict
11B	Ant1	Low	2412	5.40	-42.73	≤-14.61	PASS
		High	2462	2.72	-57.13	≤-17.28	PASS
11G	Ant1	Low	2412	-2.28	-43.4	≤-22.28	PASS
		High	2462	-4.77	-56.73	≤-24.77	PASS
11N20SISO	Ant1	Low	2412	-2.96	-40.62	≤-22.96	PASS
		High	2462	-5.24	-56.71	≤-25.24	PASS
11N40SISO	Ant1	Low	2422	-2.08	-37.84	≤-22.08	PASS
		High	2452	-2.80	-46.62	≤-22.8	PASS

Test Graphs

11B_Ant1_Low_2412

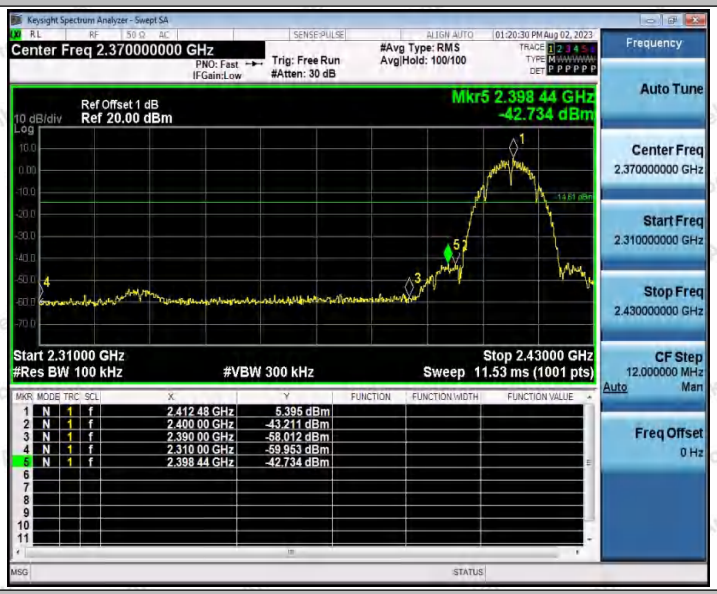

11B_Ant1_High_2462

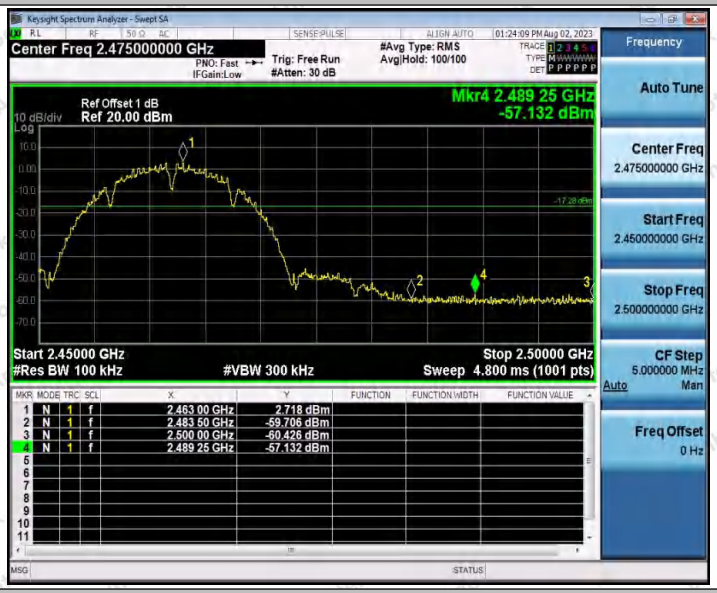

11G_Ant1_Low_2412

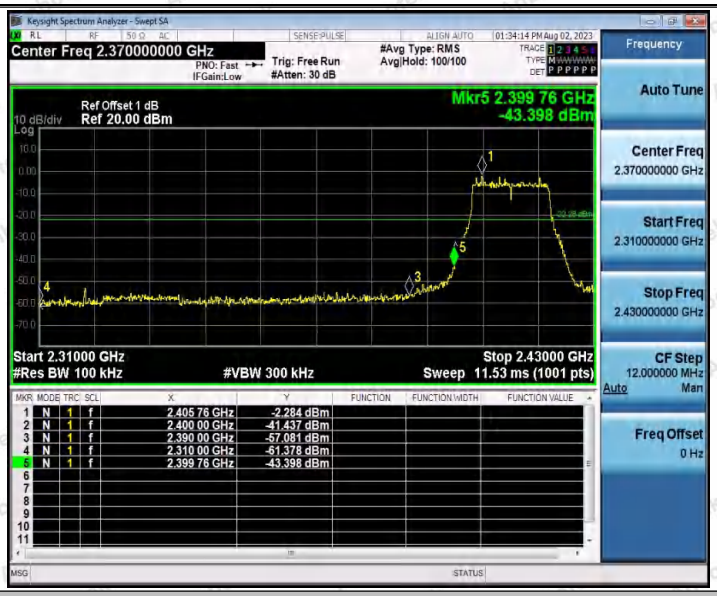

11G_Ant1_High_2462

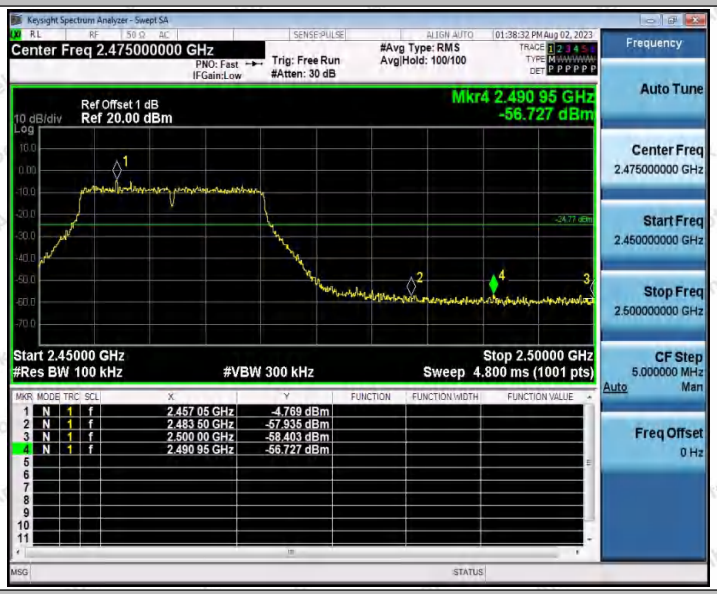

11N20SISO_Ant1_Low_2412

11N20SISO_Ant1_High_2462

11N40SISO_Ant1_Low_2422

11N40SISO_Ant1_High_2452

Appendix F: Conducted Spurious Emission

Test Result

TestMode	Antenna	Frequency[MHz]	FreqRange [Mhz]	RefLevel [dBm]	Result [dBm]	Limit [dBm]	Verdict
11B	Ant1	2412	Reference	3.71	3.71	---	PASS
			30~1000	3.71	-68.25	≤-16.29	PASS
			1000~26500	3.71	-53.46	≤-16.29	PASS
		2437	Reference	3.04	3.04	---	PASS
			30~1000	3.04	-68.67	≤-16.96	PASS
			1000~26500	3.04	-53.54	≤-16.96	PASS
		2462	Reference	0.93	0.93	---	PASS
			30~1000	0.93	-68.77	≤-19.07	PASS
			1000~26500	0.93	-53.54	≤-19.07	PASS
11G	Ant1	2412	Reference	-2.16	-2.16	---	PASS
			30~1000	-2.16	-68.61	≤-22.16	PASS
			1000~26500	-2.16	-52.77	≤-22.16	PASS
		2437	Reference	-3.47	-3.47	---	PASS
			30~1000	-3.47	-68.65	≤-23.47	PASS
			1000~26500	-3.47	-53.45	≤-23.47	PASS
		2462	Reference	-5.24	-5.24	---	PASS
			30~1000	-5.24	-68.59	≤-25.24	PASS
			1000~26500	-5.24	-53.39	≤-25.24	PASS
11N20SISO	Ant1	2412	Reference	-4.13	-4.13	---	PASS
			30~1000	-4.13	-67.7	≤-24.13	PASS
			1000~26500	-4.13	-53.19	≤-24.13	PASS
		2437	Reference	-6.57	-6.57	---	PASS
			30~1000	-6.57	-69.26	≤-26.57	PASS
			1000~26500	-6.57	-53.98	≤-26.57	PASS
		2462	Reference	-4.80	-4.80	---	PASS
			30~1000	-4.80	-69.8	≤-24.8	PASS
			1000~26500	-4.80	-53.57	≤-24.8	PASS
11N40SISO	Ant1	2422	Reference	-2.99	-2.99	---	PASS
			30~1000	-2.99	-69.47	≤-22.99	PASS
			1000~26500	-2.99	-52.89	≤-22.99	PASS
		2437	Reference	-3.80	-3.80	---	PASS
			30~1000	-3.80	-69.67	≤-23.8	PASS
			1000~26500	-3.80	-53.69	≤-23.8	PASS
		2452	Reference	-4.55	-4.55	---	PASS
			30~1000	-4.55	-69.14	≤-24.55	PASS

			1000~26500	-4.55	-53.52	≤-24.55	PASS

Test Graphs

11B_Ant1_2412_0~Reference

11B_Ant1_2412_30~1000

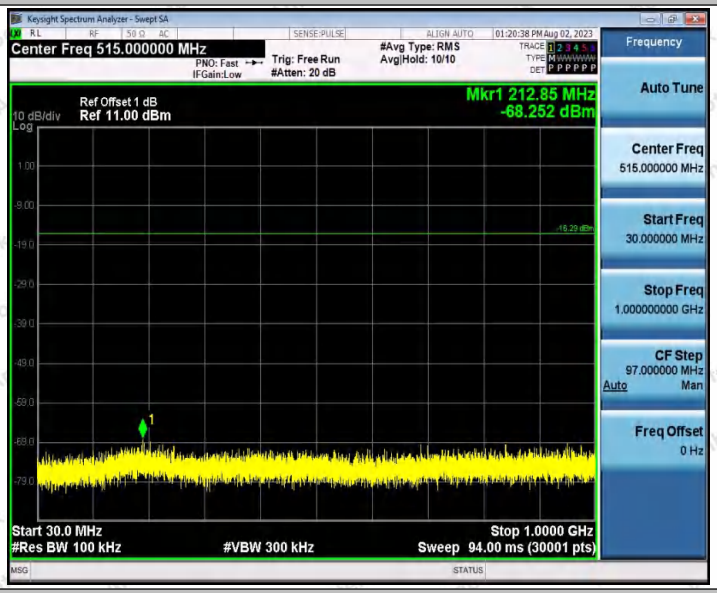

11B_Ant1_2412_1000~26500

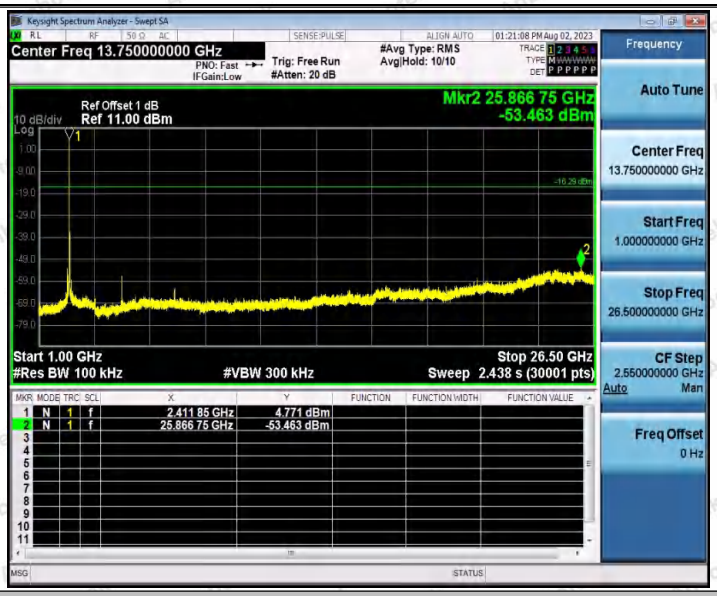

11B_Ant1_2437_0~Reference

11B_Ant1_2437_30~1000

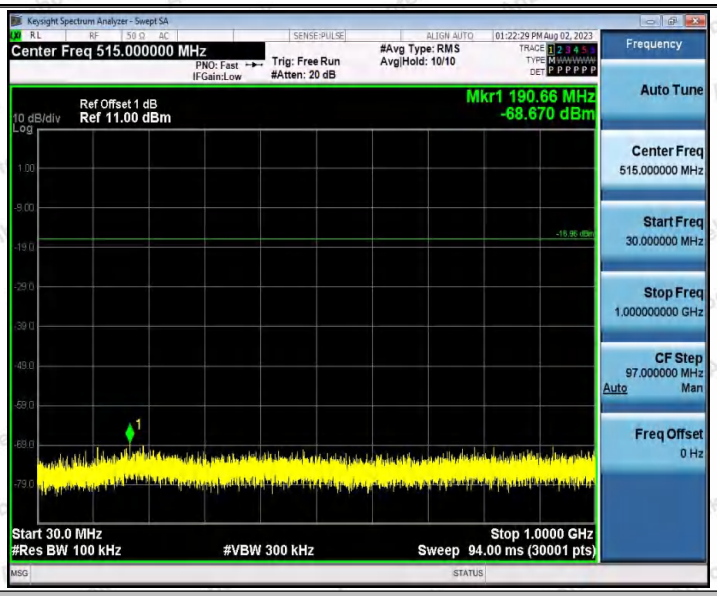

11B_Ant1_2437_1000~26500

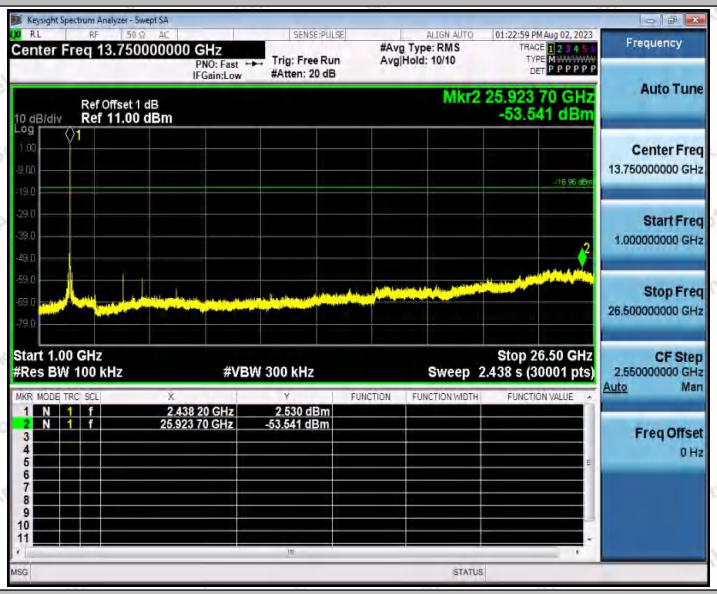

11B_Ant1_2462_0~Reference

11B_Ant1_2462_30~1000

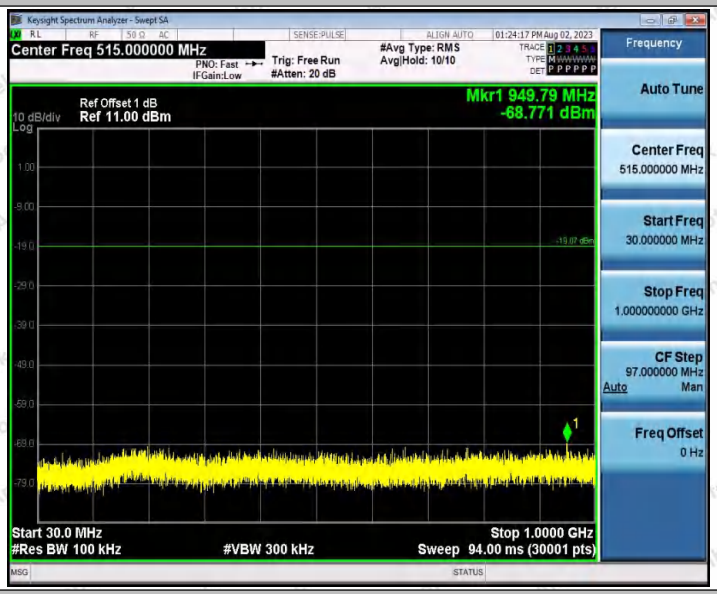

11B_Ant1_2462_1000~26500

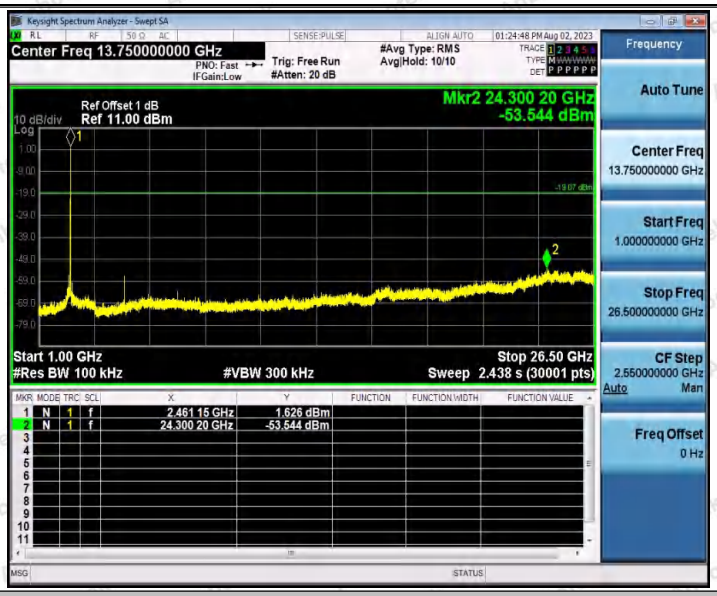

11G_Ant1_2412_0~Reference

11G_Ant1_2412_30~1000

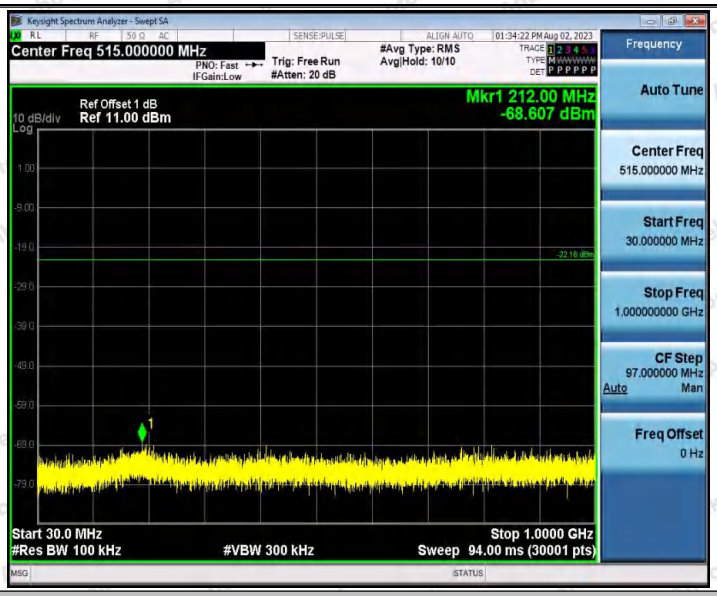

11G_Ant1_2412_1000~26500

11G_Ant1_2437_0~Reference

11G_Ant1_2437_30~1000

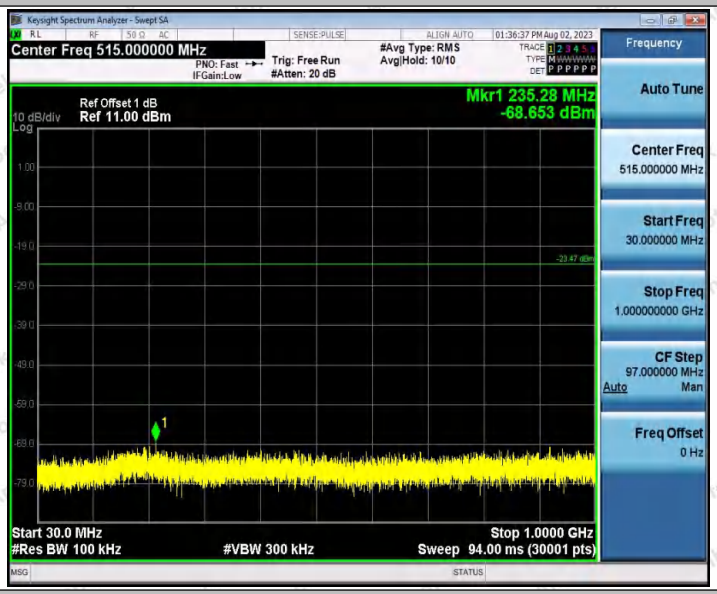

11G_Ant1_2437_1000~26500

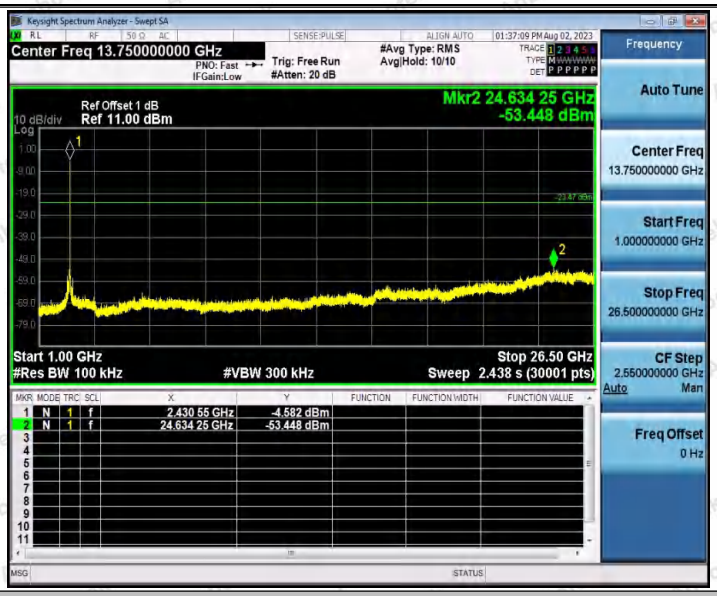

11G_Ant1_2462_0~Reference

11G_Ant1_2462_30~1000

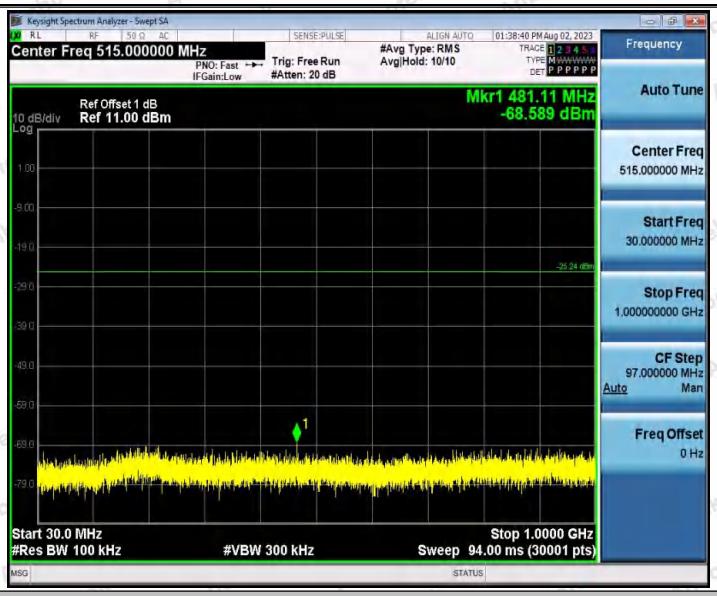

11G_Ant1_2462_1000~26500

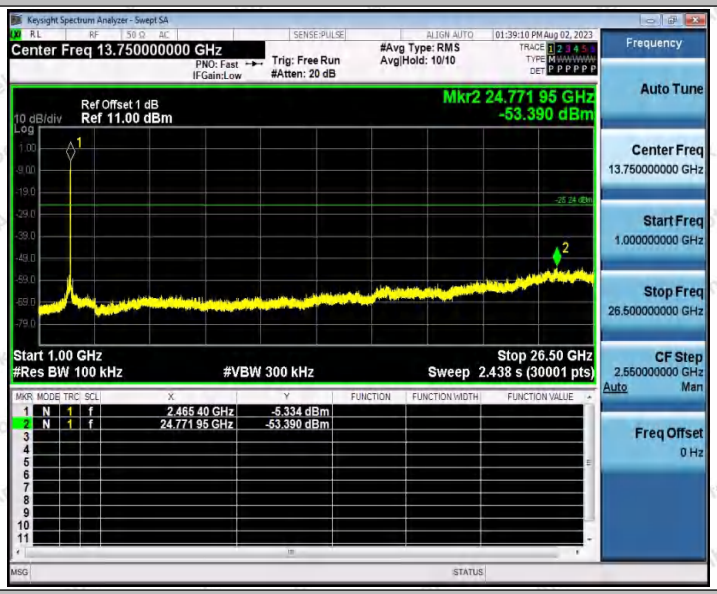

11N20SISO_Ant1_2412_0~Reference

11N20SISO_Ant1_2412_30~1000

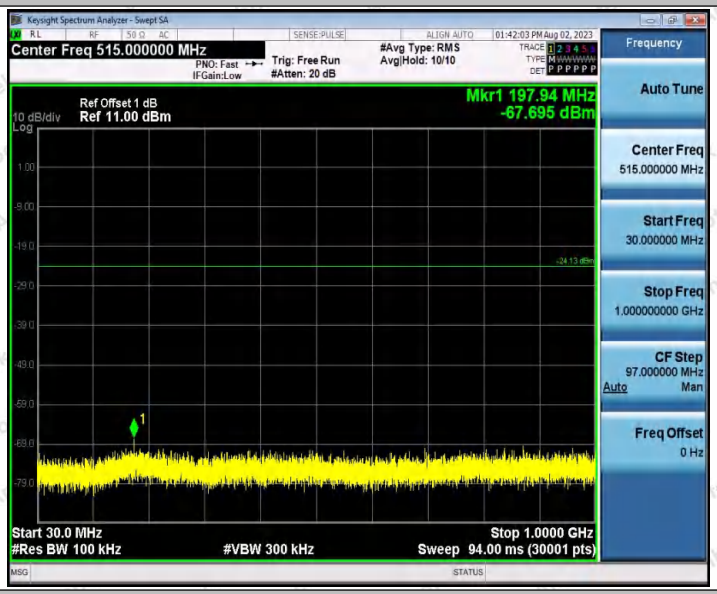

11N20SISO_Ant1_2412_1000~26500

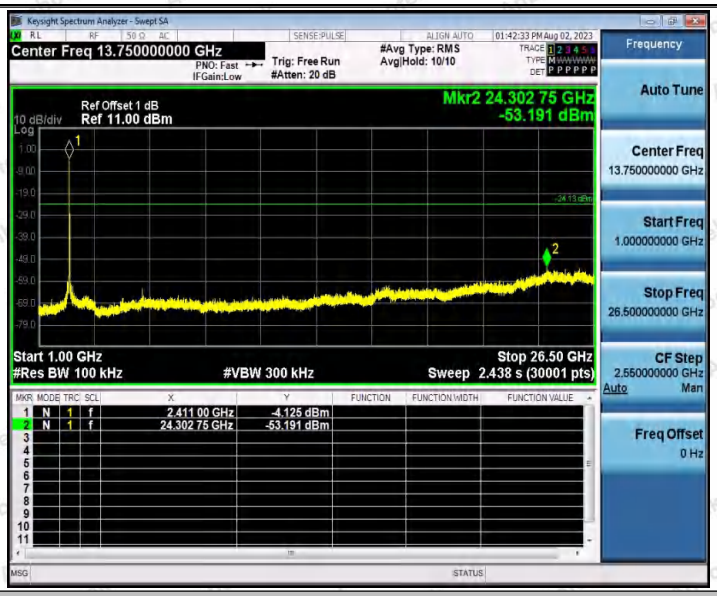

11N20SISO_Ant1_2437_0~Reference

11N20SISO_Ant1_2437_30~1000

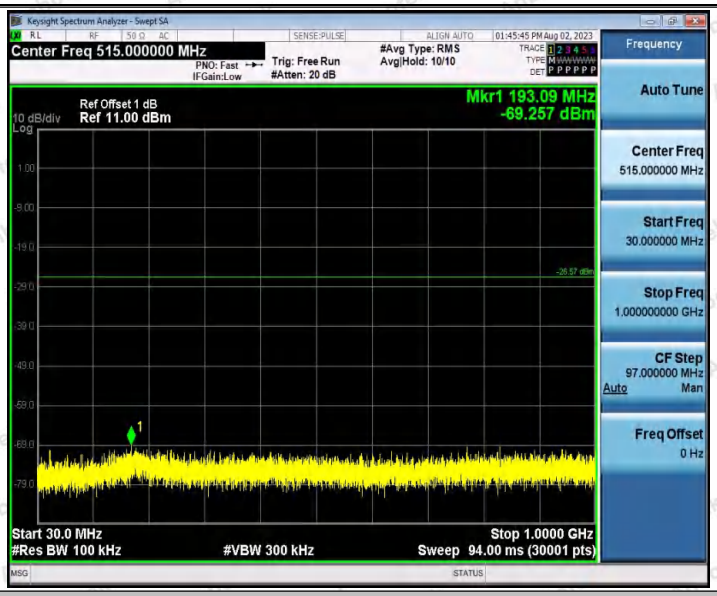

11N20SISO_Ant1_2437_1000~26500

11N20SISO_Ant1_2462_0~Reference

11N20SISO_Ant1_2462_30~1000

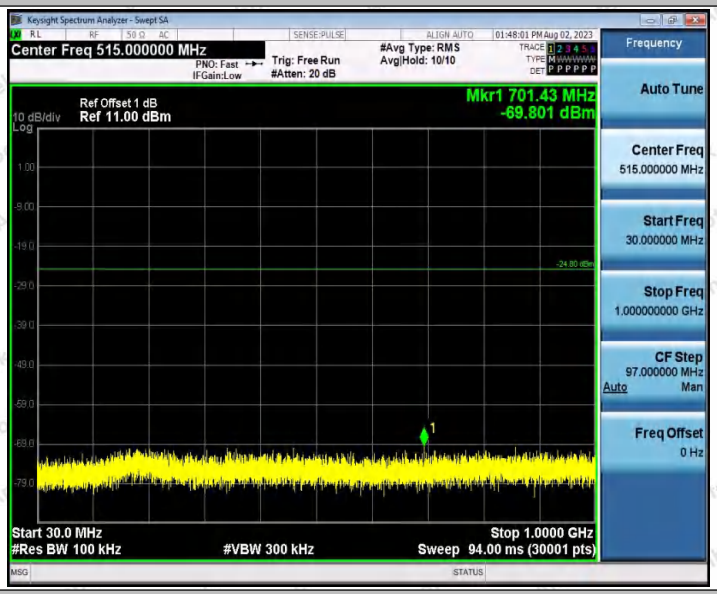

11N20SISO_Ant1_2462_1000~26500

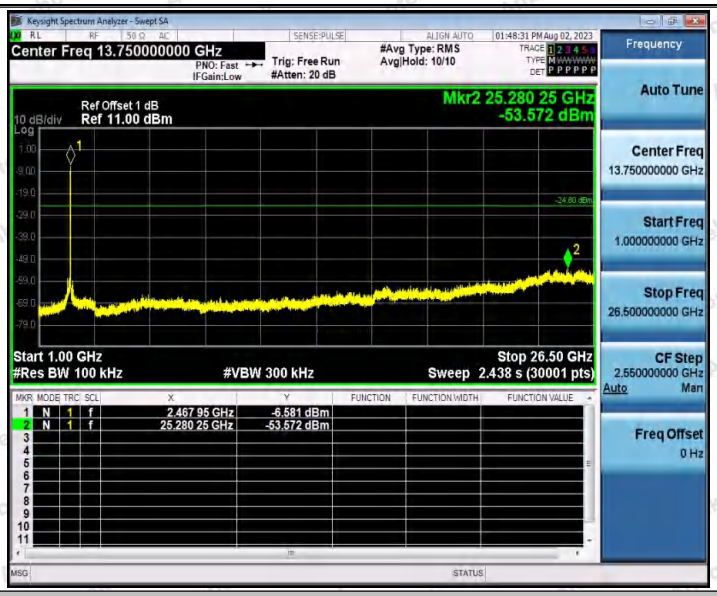

11N40SISO_Ant1_2422_0~Reference

11N40SISO_Ant1_2422_30~1000

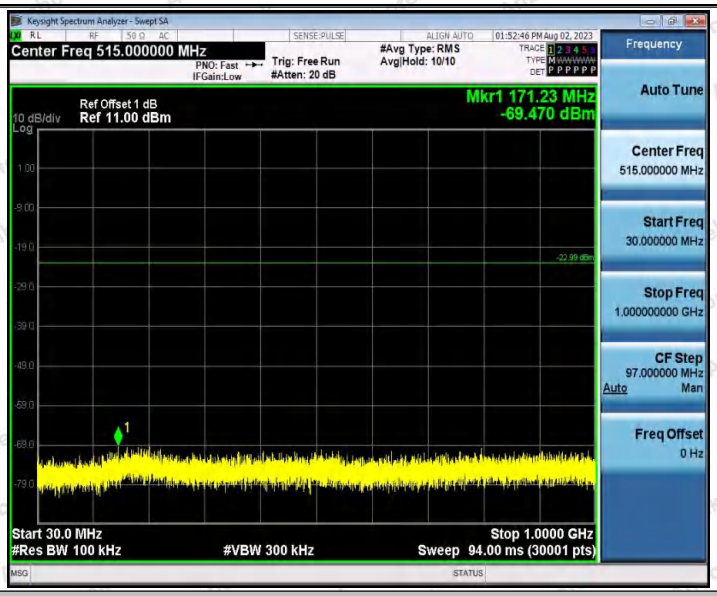

11N40SISO_Ant1_2422_1000~26500

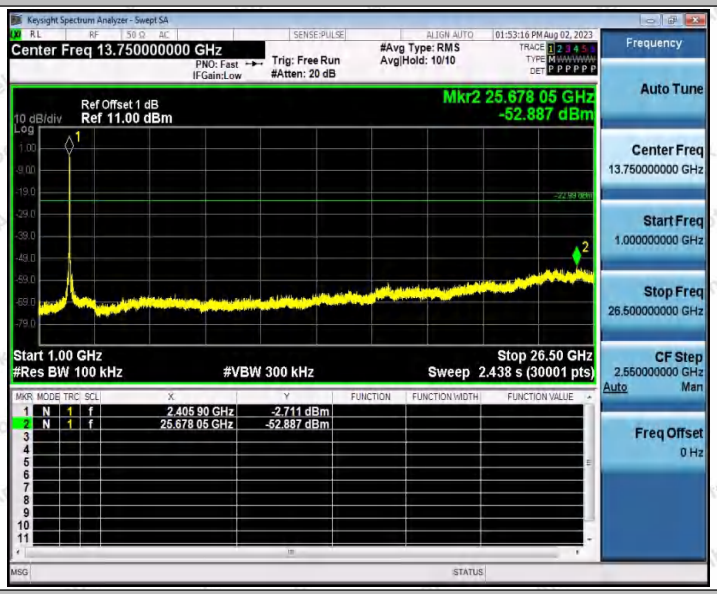

11N40SISO_Ant1_2437_0~Reference

11N40SISO_Ant1_2437_30~1000

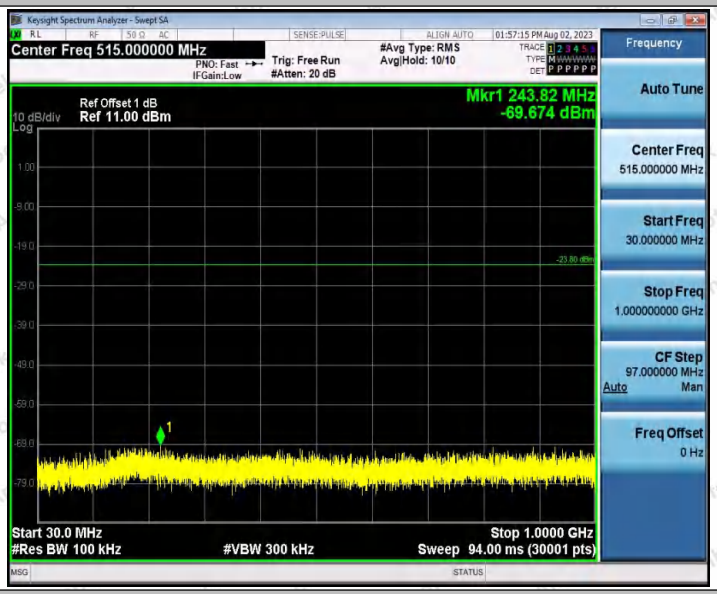

11N40SISO_Ant1_2437_1000~26500

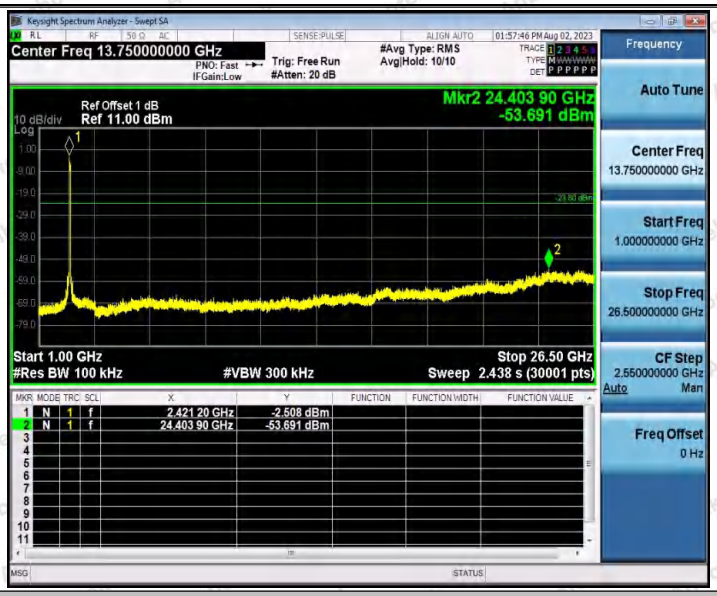

11N40SISO_Ant1_2452_0~Reference

11N40SISO_Ant1_2452_30~1000

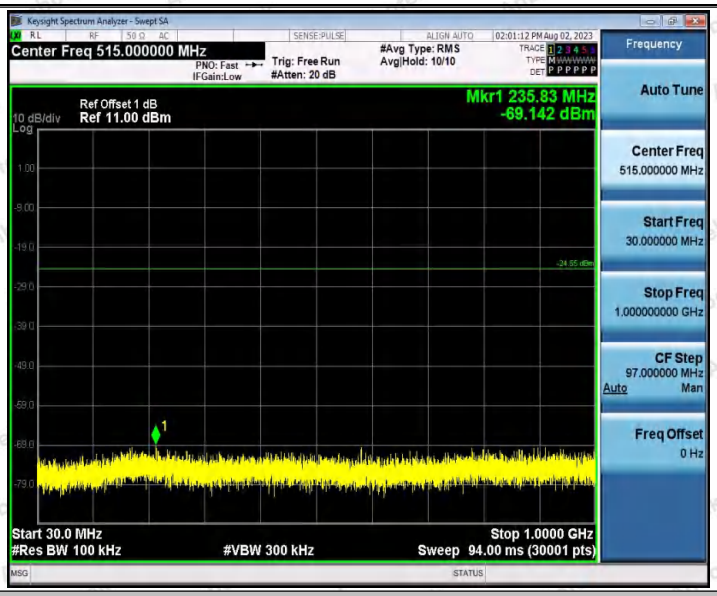

11N40SISO_Ant1_2452_1000~26500

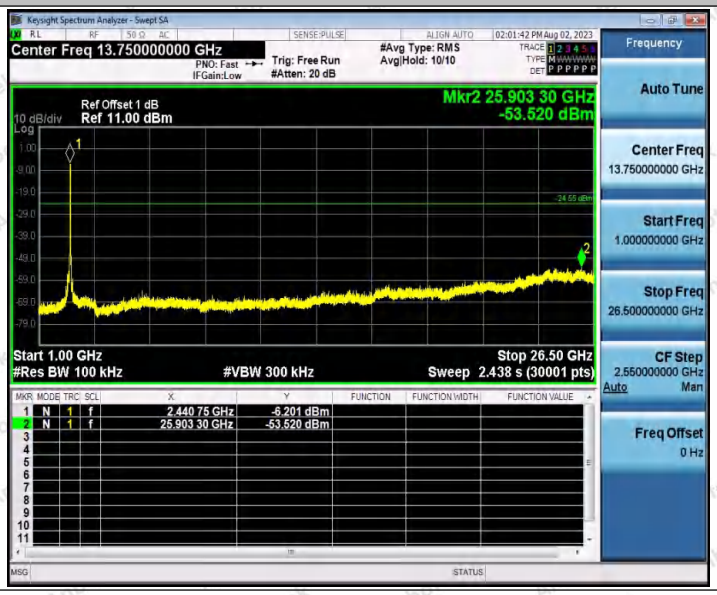

Appendix G: Duty Cycle

Test Result

TestMode	Antenna	Frequency[MHz]	Transmission Duration [ms]	Transmission Period [ms]	Duty Cycle [%]	Factor
11B	Ant1	2412	12.42	12.46	99.68	0.01
		2437	12.41	12.57	98.73	0.06
		2462	12.42	12.54	99.04	0.04
11G	Ant1	2412	2.06	2.21	93.21	0.31
		2437	2.06	2.20	93.64	0.29
		2462	2.06	2.20	93.64	0.29
11N20SISO	Ant1	2412	1.92	2.04	94.12	0.26
		2437	1.92	2.08	92.31	0.35
		2462	1.92	2.09	91.87	0.37
11N40SISO	Ant1	2422	0.94	1.11	84.68	0.72
		2437	0.94	1.10	85.45	0.68
		2452	0.95	1.19	79.83	0.98

Test Graphs

11B_Ant1_2412

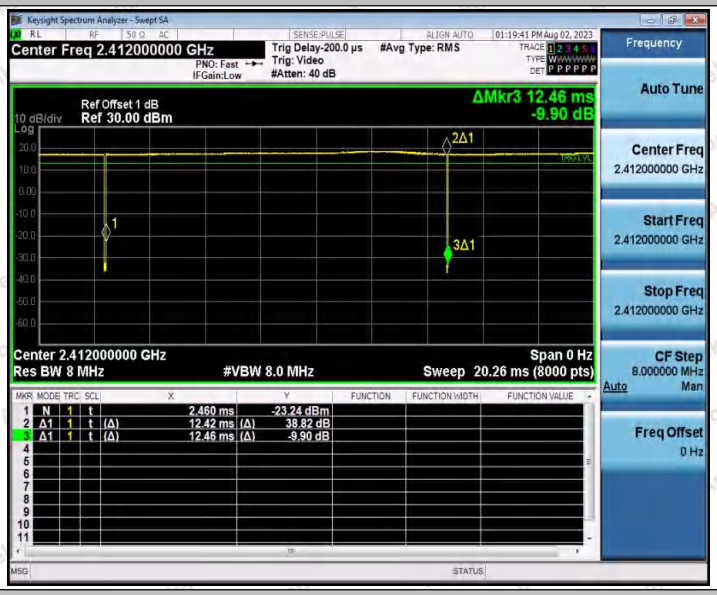

11B_Ant1_2437

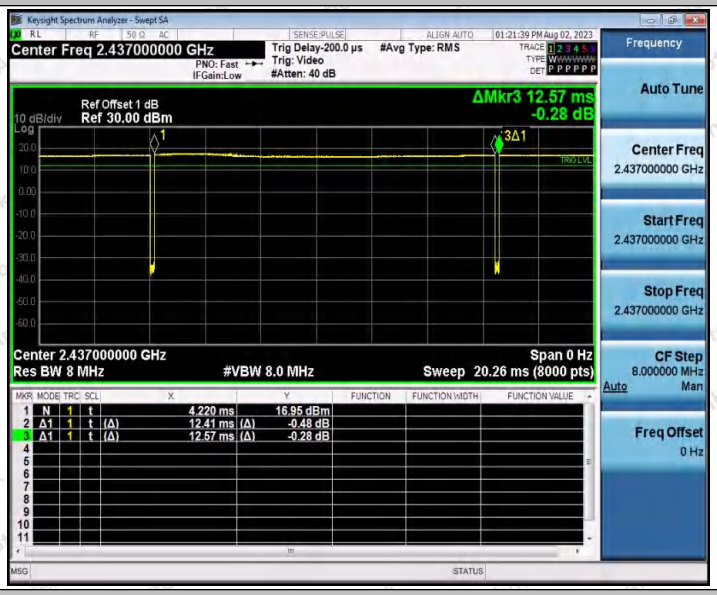

11B_Ant1_2462

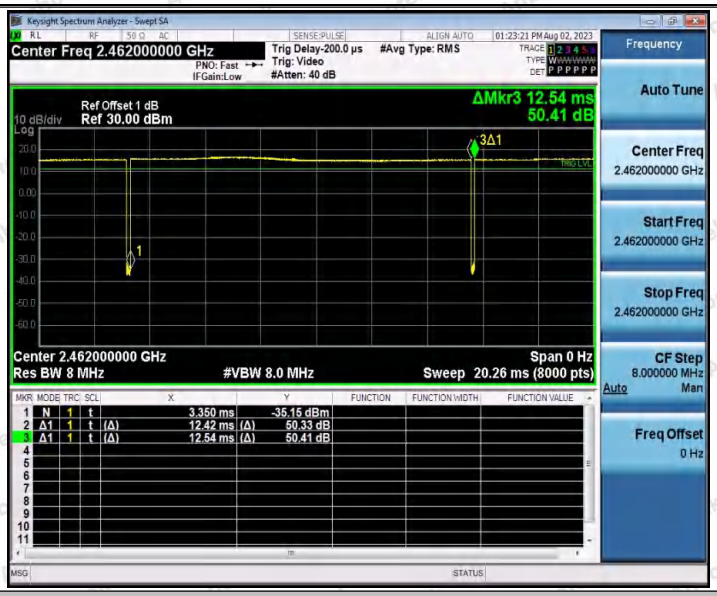

11G_Ant1_2412

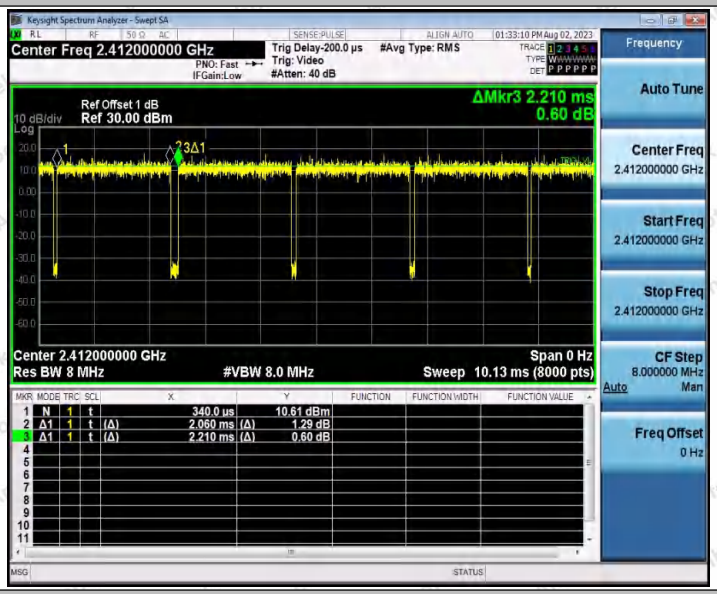

11G_Ant1_2437

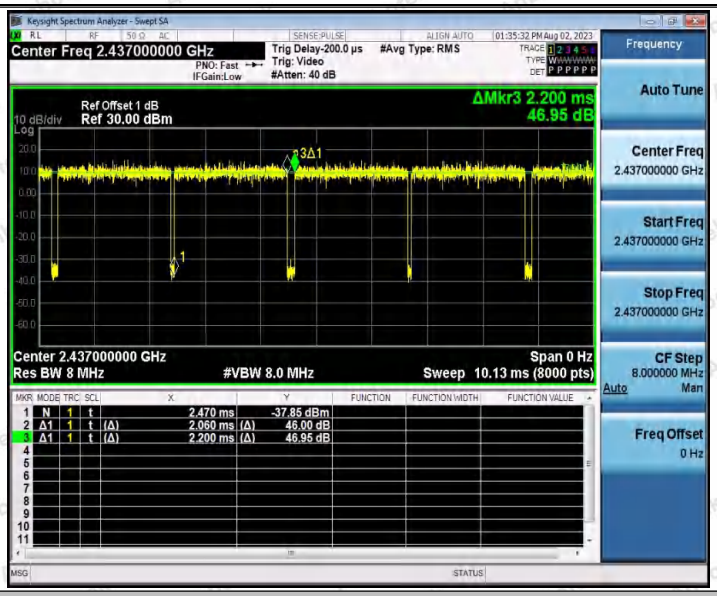

11G_Ant1_2462

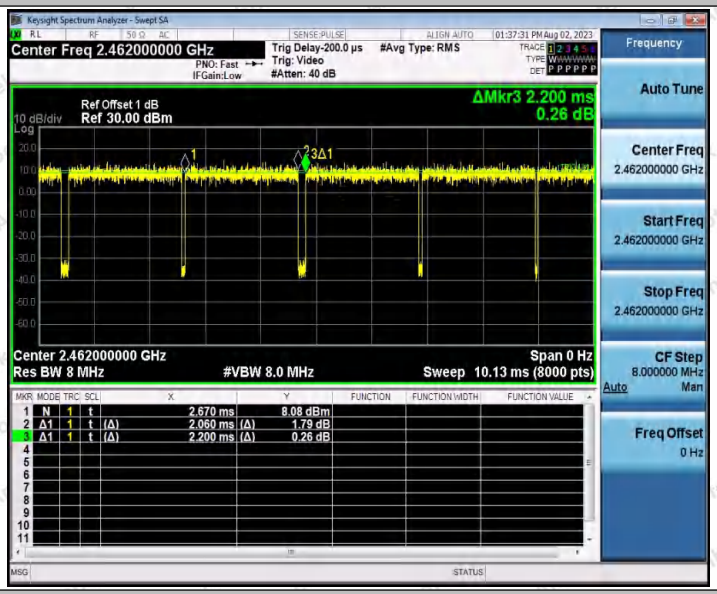

11N20SISO_Ant1_2412

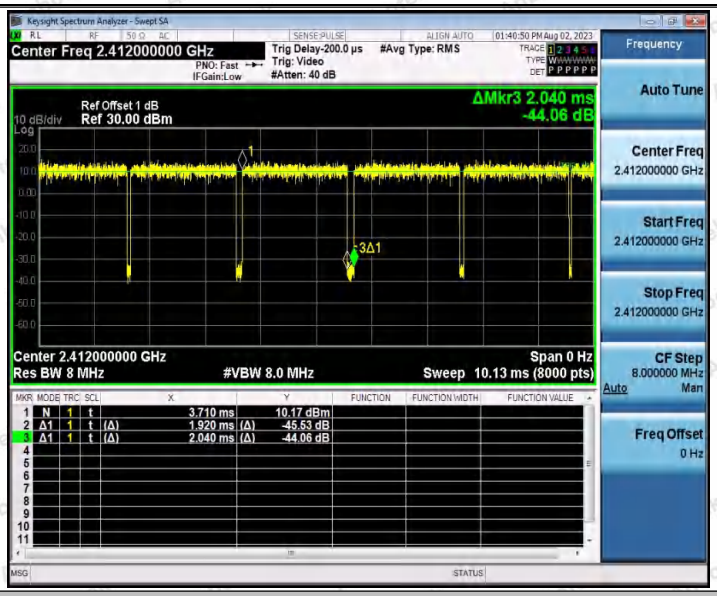

11N20SISO_Ant1_2437

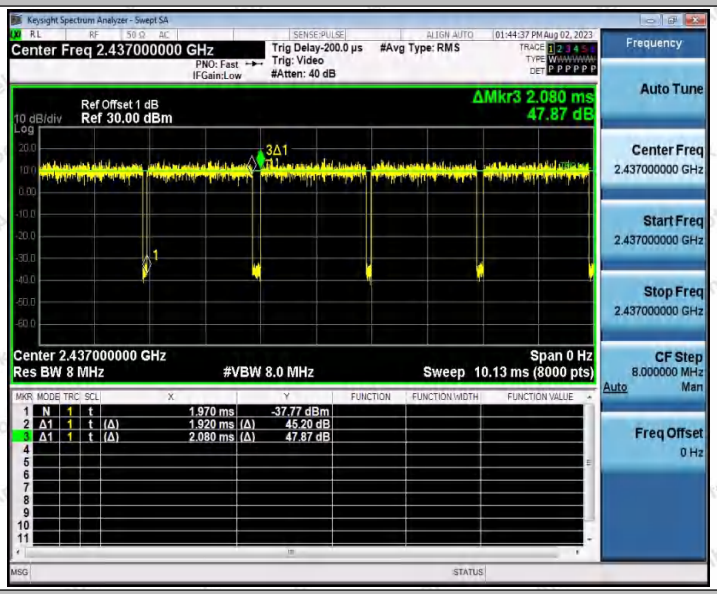

11N20SISO_Ant1_2462

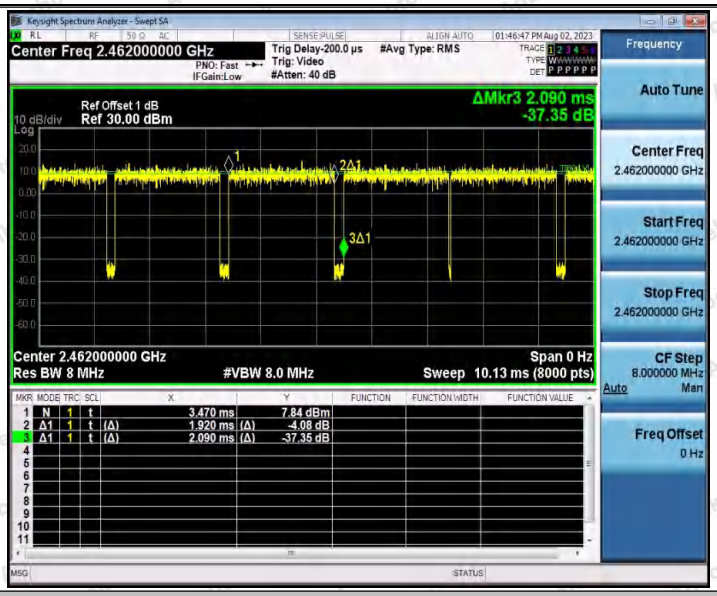

11N40SISO_Ant1_2422

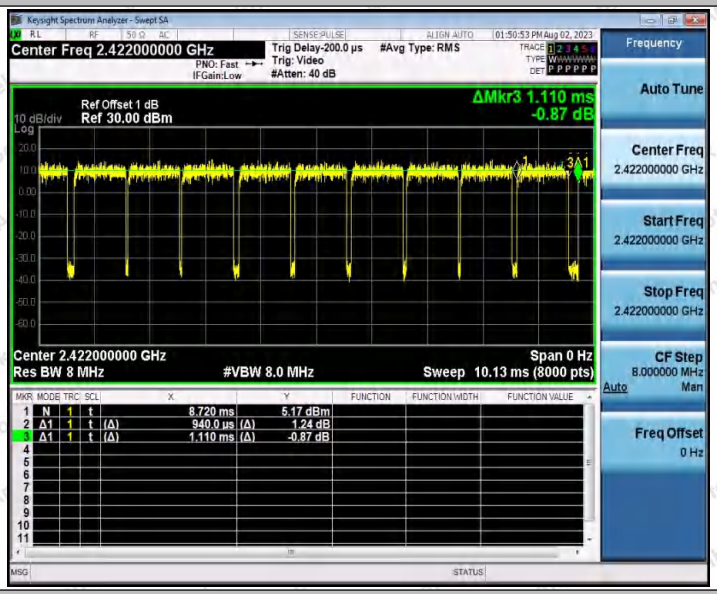

11N40SISO_Ant1_2437

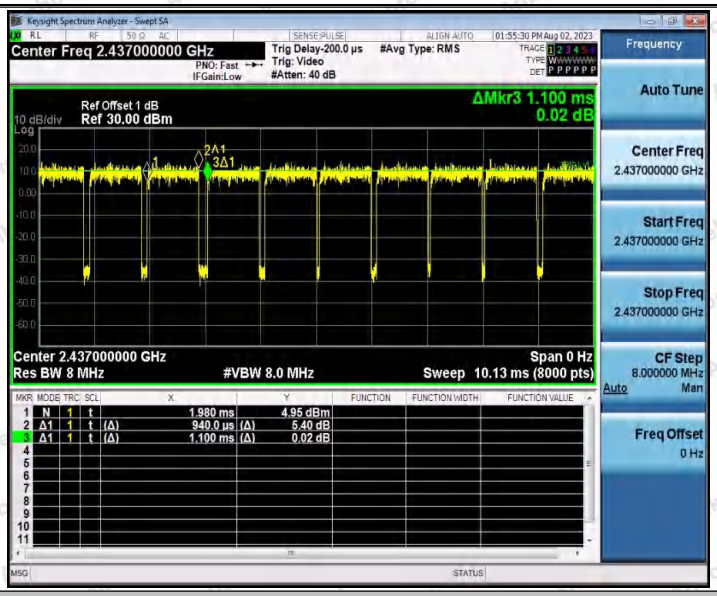

11N40SISO_Ant1_2452

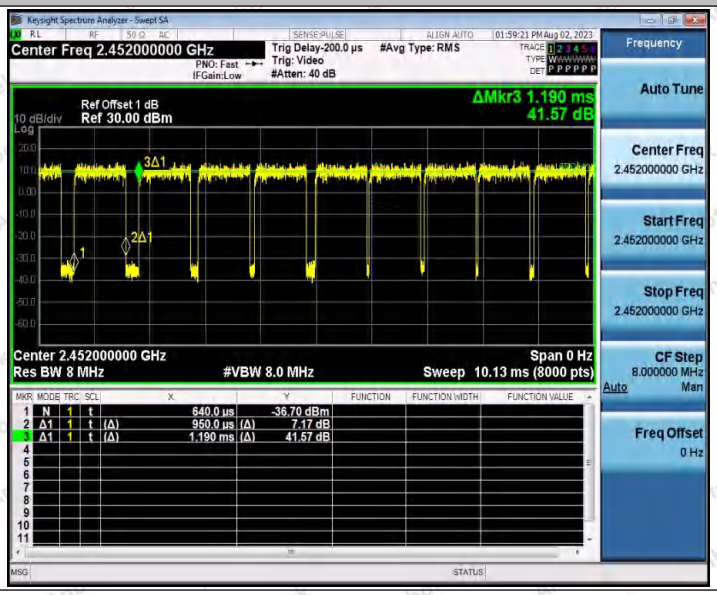

---End---