Test Graphs

DH5_Ant1_2402

DH5_Ant1_2441

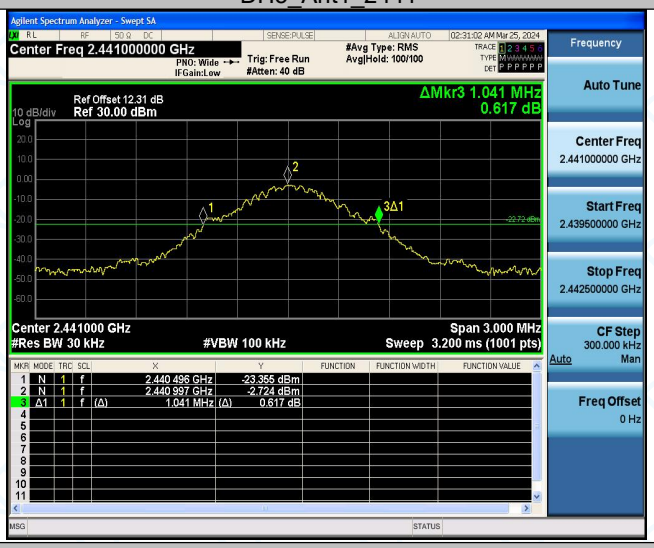

DH5_Ant1_2480

2DH5_Ant1_2402

2DH5_Ant1_2441

2DH5_Ant1_2480

Appendix B: Maximum conducted output power

Test Result

Test Mode	Antenna	Freq(MHz)	Conducted Peak Powert[dBm]	Conducted Limit[dBm]	Verdict
DH5	Ant1	2402	0.22	≤20.97	PASS
		2441	0.19	≤20.97	PASS
		2480	-0.33	≤20.97	PASS
2DH5	Ant1	2402	0.95	≤20.97	PASS
		2441	0.87	≤20.97	PASS
		2480	0.3	≤20.97	PASS

Test Graphs

DH5_Ant1_2402

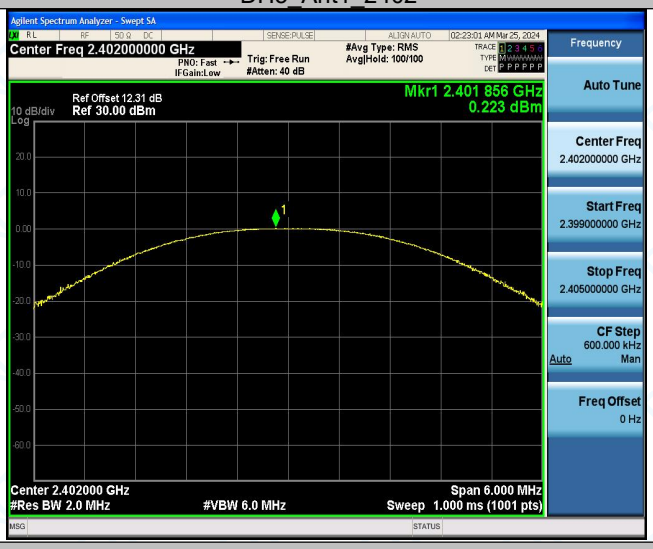

DH5_Ant1_2441

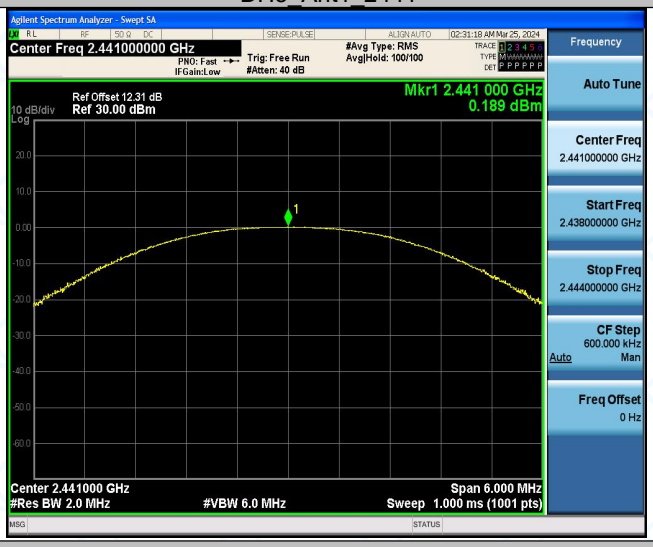

DH5_Ant1_2480

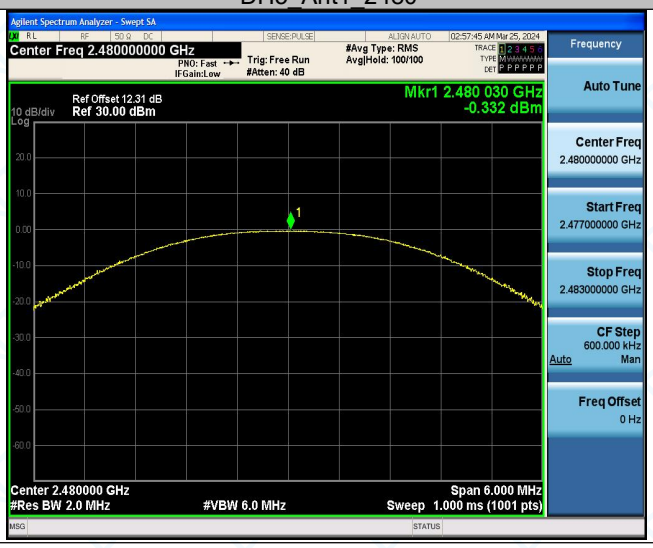

2DH5_Ant1_2402

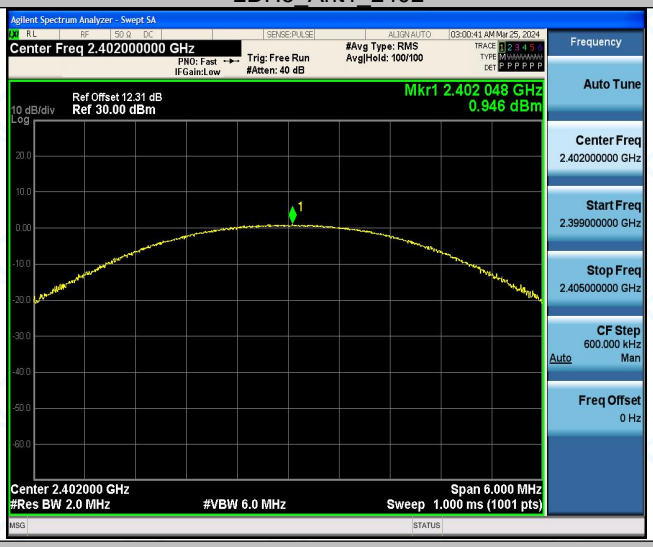

2DH5_Ant1_2441

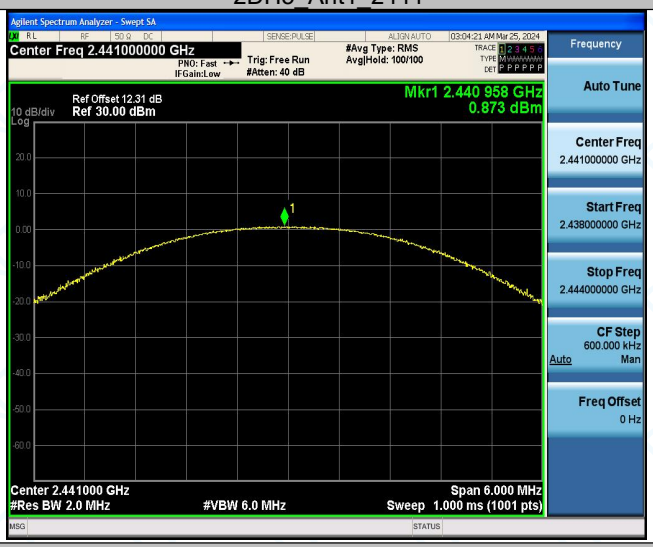

2DH5_Ant1_2480

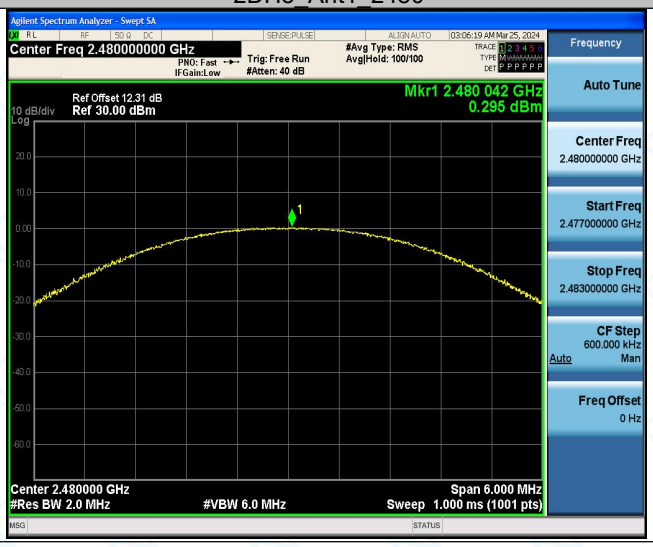

Appendix C: Carrier frequency separation

Test Result

Test Mode	Antenna	Freq(MHz)	Result[MHz]	Limit[MHz]	Verdict
DH5	Ant1	Hop	1.016	≥0.712	PASS
2DH5	Ant1	Hop	0.97	≥0.898	PASS

Test Graphs

DH5_Ant1_Hop

2DH5_Ant1_Hop

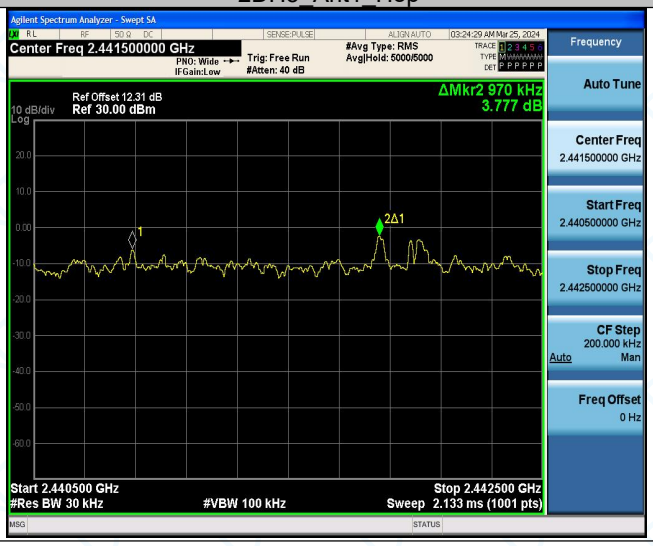

Appendix D: Dwell Time

Test Result

Test Mode	Antenna	Freq(MHz)	BurstWidth [ms]	TotalHops [Num]	Result[s]	Limit[s]	Verdict
DH1	Ant1	Hop	0.381	320	0.122	≤0.4	PASS
DH3	Ant1	Hop	1.638	160	0.262	≤0.4	PASS
DH5	Ant1	Hop	2.887	106.67	0.308	≤0.4	PASS
2DH1	Ant1	Hop	0.390	320	0.125	≤0.4	PASS
2DH3	Ant1	Hop	1.643	160	0.263	≤0.4	PASS
2DH5	Ant1	Hop	2.892	106.67	0.308	≤0.4	PASS

Test Graphs

DH1_Ant1_Hop

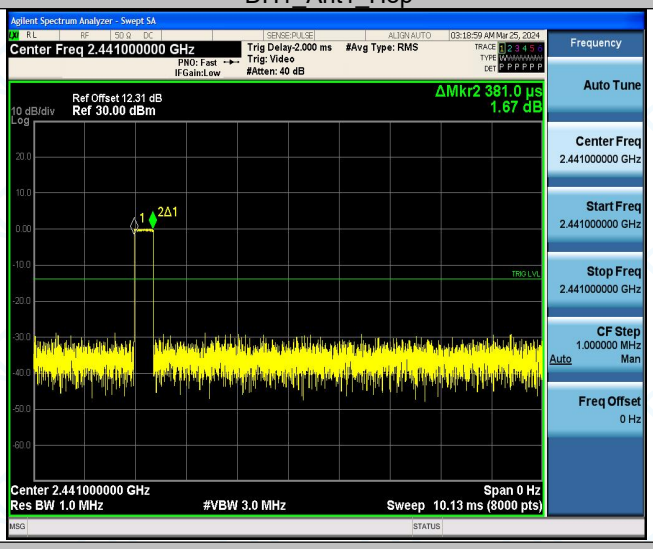

DH3_Ant1_Hop

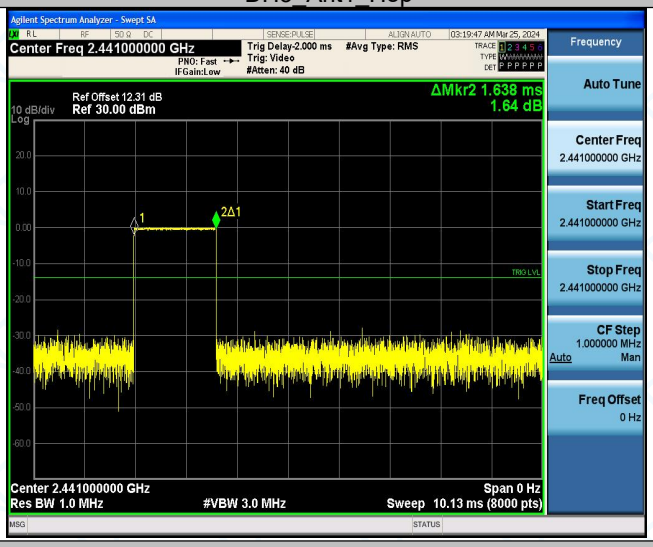

DH5_Ant1_Hop

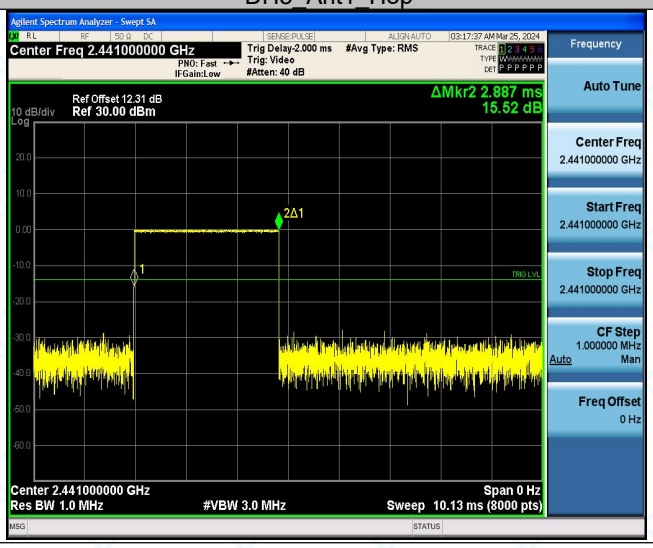

2DH1_Ant1_Hop

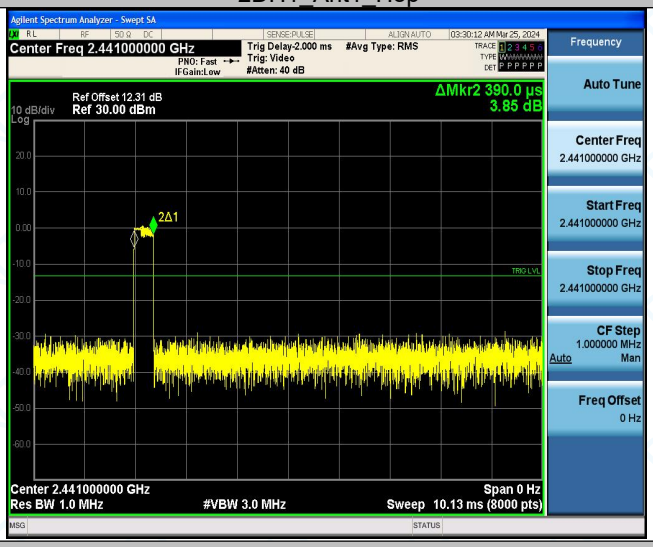

2DH3_Ant1_Hop

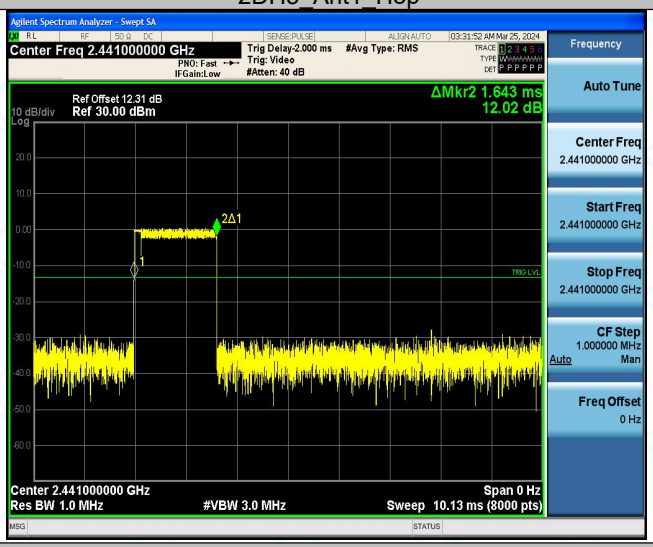

2DH5_Ant1_Hop

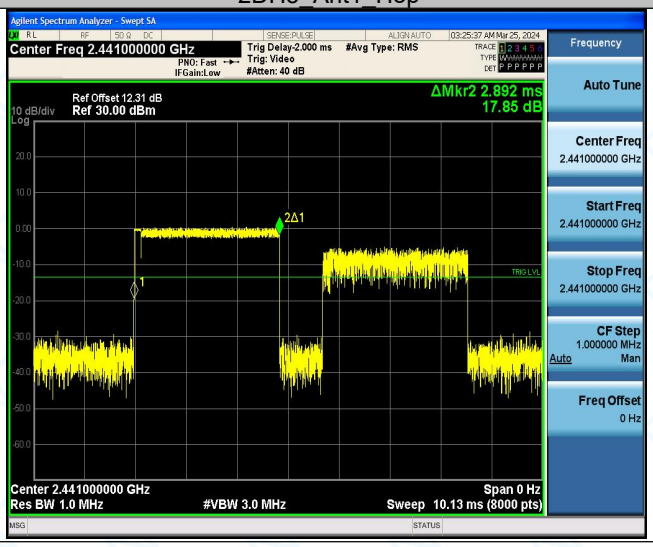

Appendix F: Number of hopping channels

Test Result

TestMode	Antenna	Freq(MHz)	Result[Num]	Limit[Num]	Verdict
DH5	Ant1	Hop	79	≥15	PASS
2DH5	Ant1	Hop	79	≥15	PASS

Test Graphs

DH5_Ant1_Hop

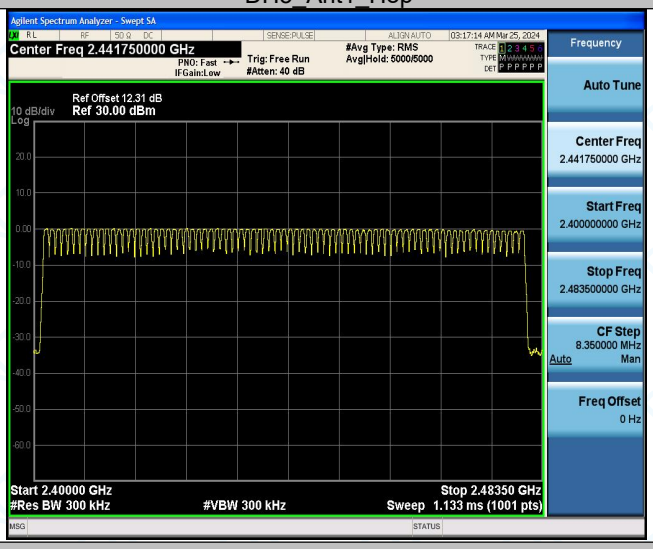

2DH5_Ant1_Hop

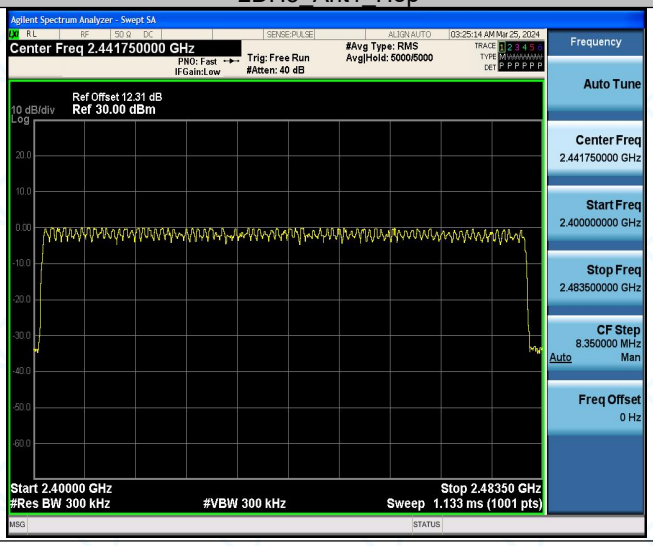

Appendix F: Band edge measurements

Test Result

Test Mode	Antenna	Ch Name	Freq(MHz)	Ref Level [dBm]	Result [dBm]	Limit [dBm]	Verdict
DH5	Ant1	Low	2402	-2.62	-51.86	≤-22.62	PASS
		High	2480	-3.00	-51.45	≤-23	PASS
		Low	Hop_2402	-3.58	-51.73	≤-23.58	PASS
		High	Hop_2480	-3.04	-51.68	≤-23.04	PASS
2DH5	Ant1	Low	2402	-2.37	-51.5	≤-22.37	PASS
		High	2480	-3.42	-50.87	≤-23.42	PASS
		Low	Hop_2402	-3.00	-51.75	≤-23	PASS
		High	Hop_2480	-3.27	-50.91	≤-23.27	PASS

.

Test Graphs

DH5_Ant1_Low_2402

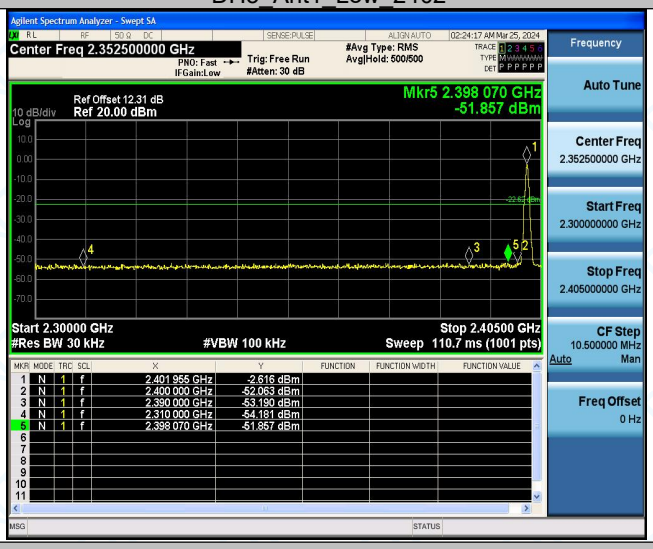

DH5_Ant1_High_2480

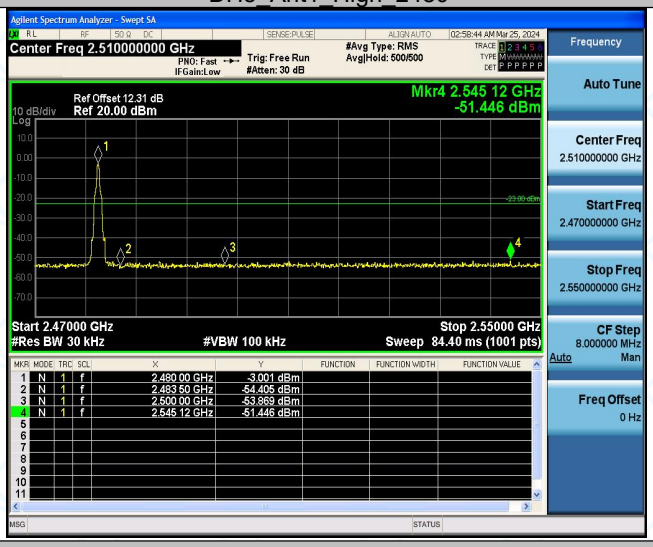

DH5_Ant1_Low_Hop_2402

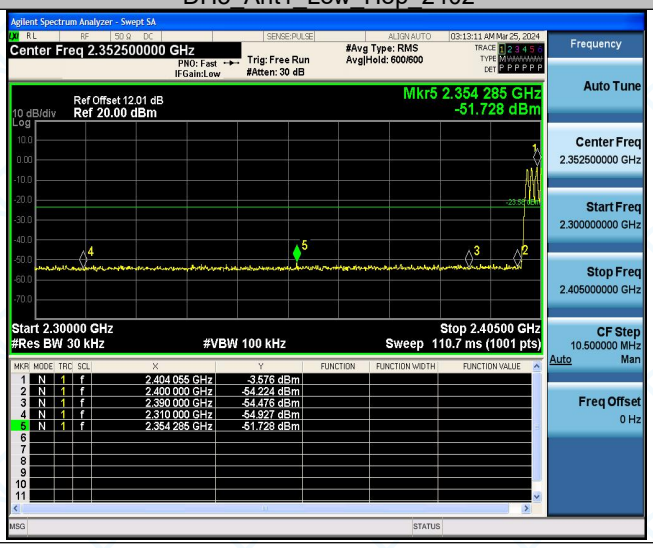

DH5_Ant1_High_Hop_2480

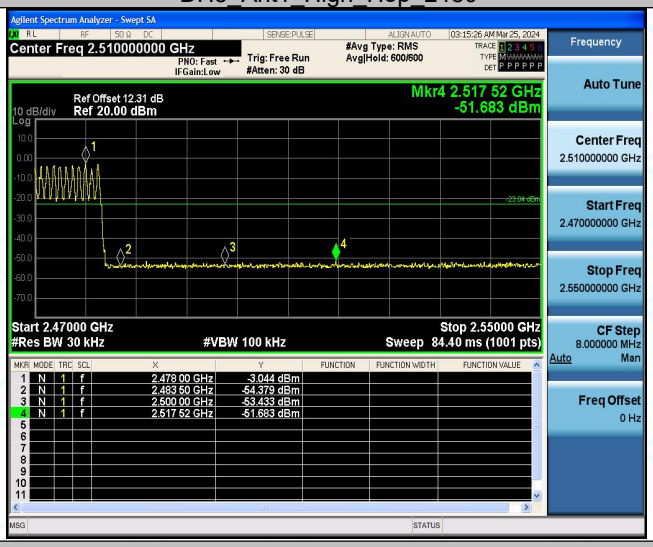

2DH5_Ant1_Low_2402

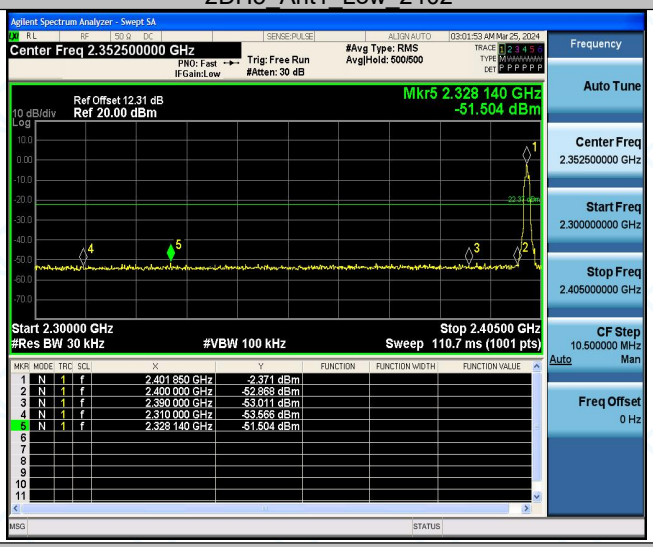
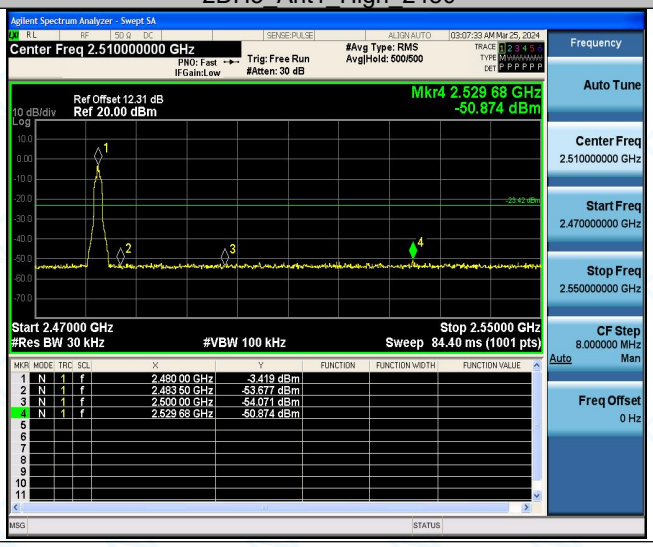
2DH5_Ant1_High_2480