Lasair® Pro 310 Particle Counter

Internal Photos

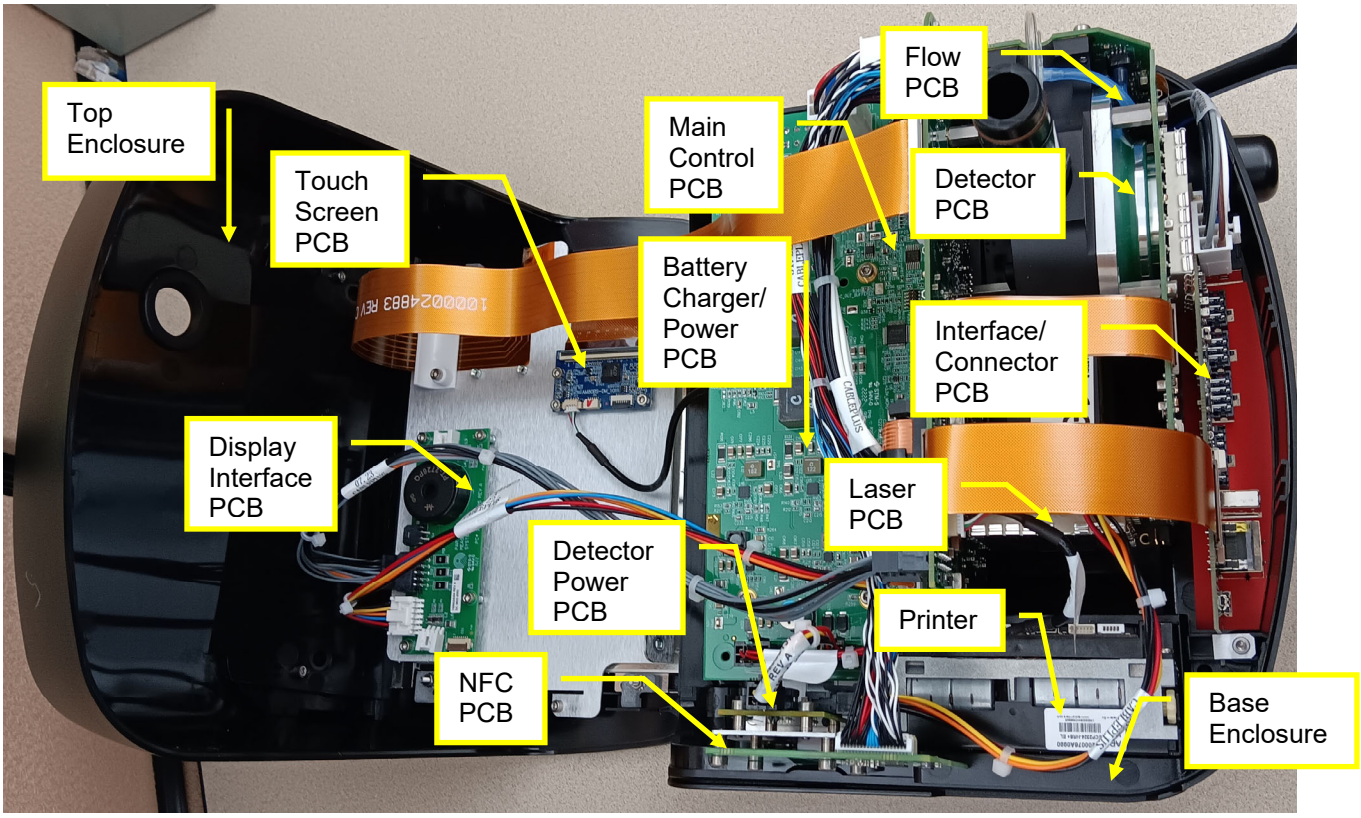

Figure 1 Overhead View



Figure 2 Front View - Base Enclosure with PCBs



Figure 3 Close up of Figure 2 lower left side showing Pre-approved radio module and Antenna



Figure 4 Close up of Figure 2 lower left side showing pre-approved radio module and Antenna



Figure 5 Blower Installed in Base Enclosure – Bottom View



Figure 6 Printed Circuit Boards Installed in Base Enclosure



Figure 7 Printed Circuit Boards Installed on Sample Chamber



NFC Side 1



NFC Side 2



Main-Processor Side 1



Main-Processor Side 2



Interface-Connector Side 1



Interface-Connector Side 2

Flow Side 1



Flow Side 2



Detector Power Side 1



Detector Power Side 2



Detector Side 1



Detector Side 2



Batery Charger Side 1



Batery Charger Side 2



Laser Driver Side 1



Laser Driver Side 2



USB Side Port Side 1



USB Side Port Side 2

Sheild removed ST60-SIPT Module