INSTRUCTIONS

1) The product uses a set of rechargeable power batteries
   The remote controller uses 2 1.5V AA non-rechargeable batteries;
2) The battery shall be taken out and installed according to the polarity
   and voltage marks on the toy battery box. The battery shall not be short-circuited;
3) The non-rechargeable battery cannot be charged;
4) Rechargeable batteries must be charged under adult supervision;
5) The rechargeable battery shall be removed from the toy before charging;
6) Different types of batteries or new and old batteries cannot be mixed;
7) Only the same or equivalent battery as the recommended battery can be used;
8) The exhausted battery should be removed from the toy. If it is not used for a long time,
   please remove the battery from the toy;
9) The power terminal shall not be short-circuited;
10) Cannot connect to more than the recommended number of power supplies;
11) Regularly check whether the wires, plugs, shells and other parts are damaged.
    If any damage is found, stop using them until they are repaired;
12) The model can only be charged using the UB line provided by the manufacturer;

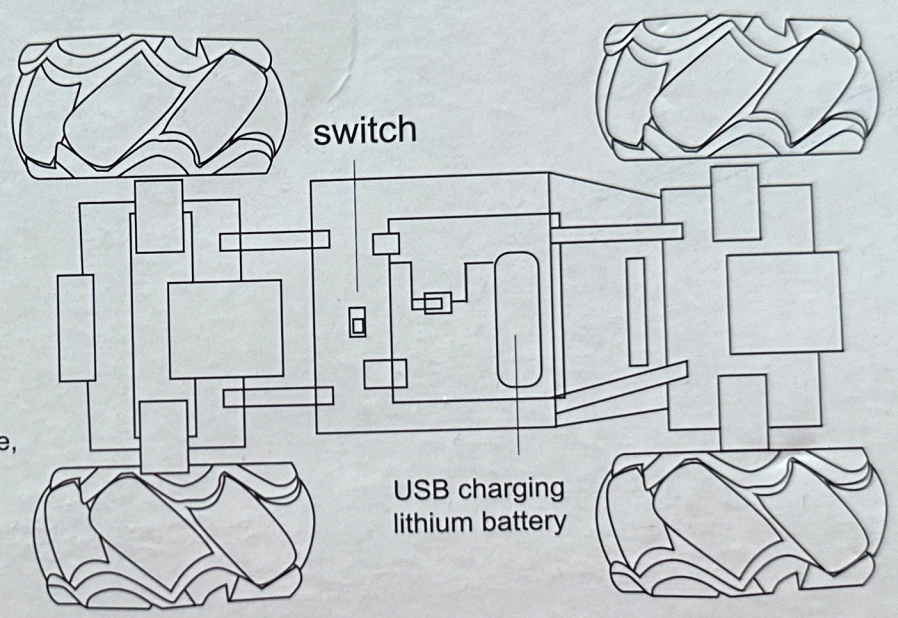



1. The remote control car uses a set of rechargeable power battery pack (included in the package)
2. Turn off the body power, open the battery cover, take out the USB plug for charging
3. After charging, please put the USB plug back into the battery slot, and then carry out the remote control experience.

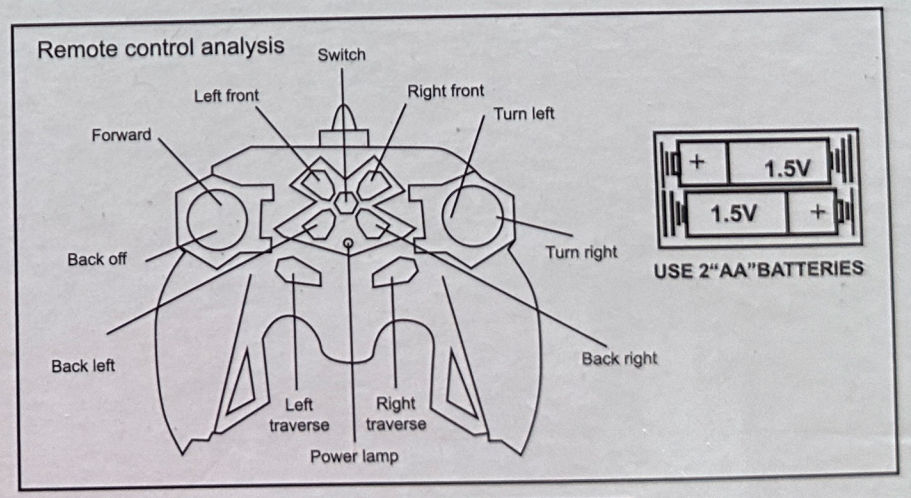

WARNING:
CHOKING HAZARD - small parts, Not for children under 3 years.

PRECAUCIONES:
PELIGRO DE AHOGARSE. Contiene partes pequeñas. No recomendado para niños menores de 3 años.

WARNING: NOT SUITABLE FOR CHILDREN UNDER 3 YEARS DUE TO SMALL PARTS
هشدار! برای کودکان زیر ۳ سال مناسب نیست ، دارای قطعات کوچک است
تحذير: غير ملائم للاطفال تحت ثلاثة (٣) سنوات بسبب قطعاة صغيرة
COUNTRY OF ORIGIN:CHINA
بلد المنشأة: الصين

صنعت وفقا للمواصفات والمعايير العالمية
Tested according to international standards

NO.SH611 MADE IN CHINA

FCC Warning

This device complies with part 15 of the FCC Rules. Operation is subject to the following two conditions:
(1) This device may not cause harmful interference, and (2) this device must accept any interference received, including interference that may cause undesired operation.

Any Changes or modifications not expressly approved by the party responsible for compliance could void the user's authority to operate the equipment.

Note: This equipment has been tested and found to comply with the limits for a Class B digital device,
pursuant to part 15 of the FCC Rules. These limits are designed to provide reasonable protection
against harmful interference in a residential installation. This equipment generates uses and can radiate radio frequency energy and, if not installed and used in accordance with the instructions, may cause harmful interference to radio communications. However, there is no guarantee that interference will not
occur in a particular installation. If this equipment does cause harmful interference to radio or television
reception, which can be determined by turning the equipment off and on, the user is encouraged to try to correct the interference by one or more of the following measures:

-Reorient or relocate the receiving antenna.

-Increase the separation between the equipment and receiver.

-Connect the equipment into an outlet on a circuit different from that to which the receiver is connected.

-Consult the dealer or an experienced radio/TV technician for help.

The device has been evaluated to meet general RF exposure requirement. The device can be used in portable exposure condition without restriction.