Appendix Test Data

Report No.:	18220WC30159701	Test Sample No.:	1-2-2
Start Test Date:	2023.08.01	Finish Test Date:	2023.08.04
Test Engineer:	Hayman Chen	Auditor:	Rick Luo
Temperature:	25.6℃	Relative Humidity:	48%
Pressure:	1012 hPa		

Appendix A: DTS Bandwidth

Test Result

TestMode	Antenna	Frequency[MHz]	DTS BW [MHz]	FL[MHz]	FH[MHz]	Limit[MHz]	Verdict
BLE_1M	Ant1	2402	0.648	2401.636	2402.284	0.5	PASS
		2440	0.632	2439.636	2440.268	0.5	PASS
		2480	0.672	2479.608	2480.280	0.5	PASS
BLE_2M	Ant1	2402	1.268	2401.292	2402.560	0.5	PASS
		2440	1.132	2439.392	2440.524	0.5	PASS
		2480	1.136	2479.400	2480.536	0.5	PASS

Test Graphs

BLE_1M_Ant1_2402

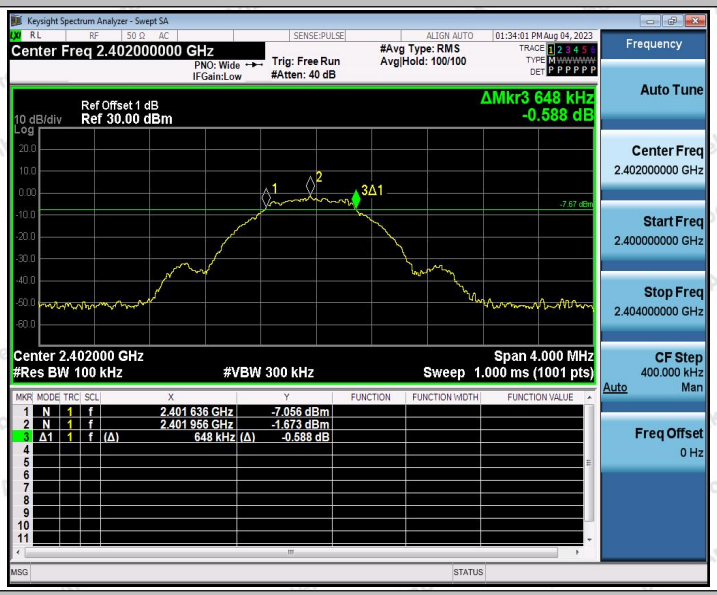

BLE_1M_Ant1_2440

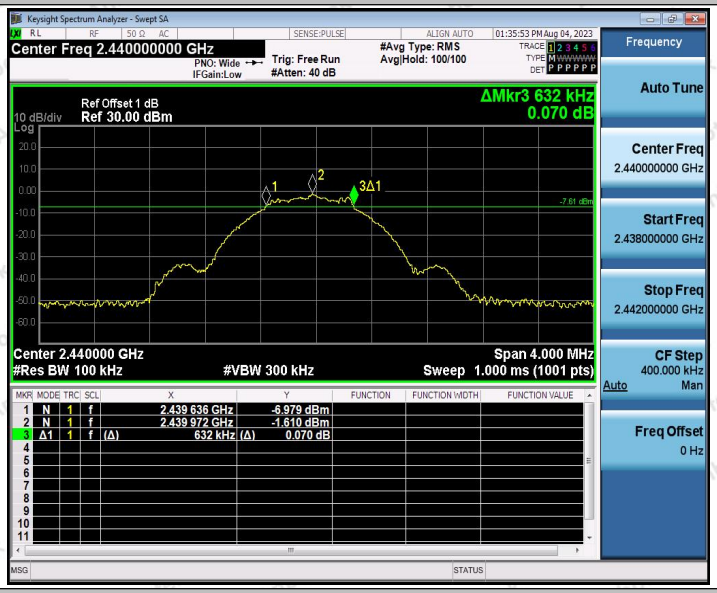

BLE_1M_Ant1_2480

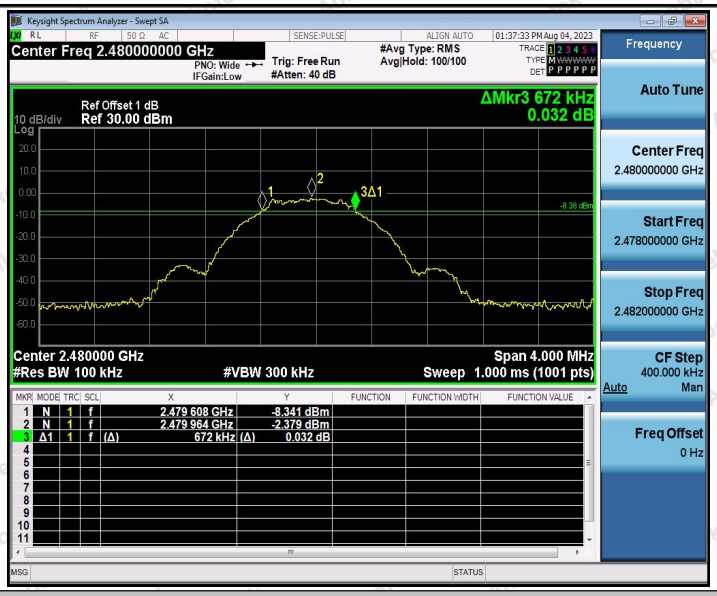

BLE_2M_Ant1_2402

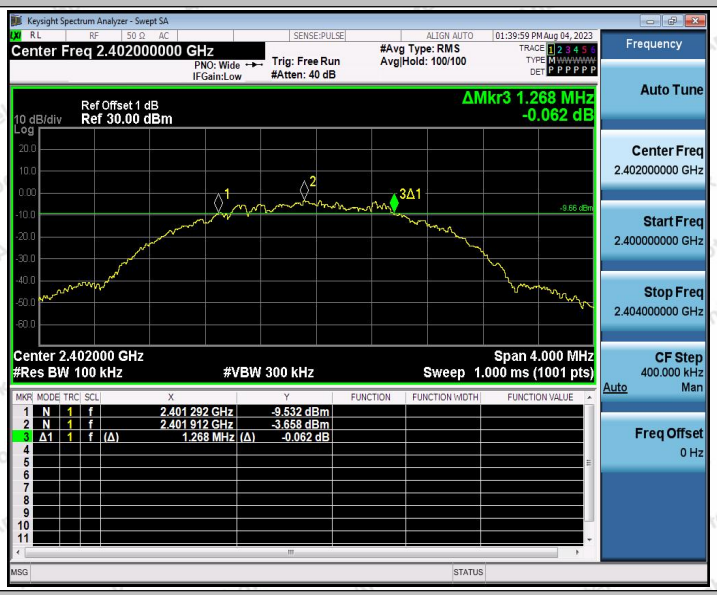

BLE_2M_Ant1_2440

BLE_2M_Ant1_2480

Appendix B: Occupied Channel Bandwidth

Test Result

TestMode	Antenna	Frequency[MHz]	OCB [MHz]	FL[MHz]	FH[MHz]
BLE_1M	Ant1	2402	1.0215	2401.4488	2402.4703
		2440	1.0283	2439.4404	2440.4687
		2480	1.0364	2479.4348	2480.4712
BLE_2M	Ant1	2402	2.0632	2400.9376	2403.0008
		2440	2.0363	2438.9545	2440.9908
		2480	2.0599	2478.9384	2480.9983

Test Graphs

BLE_1M_Ant1_2402

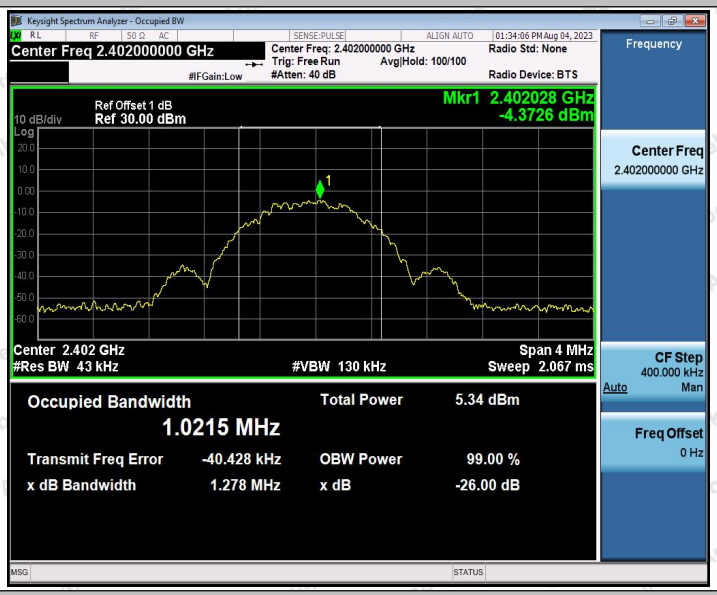

BLE_1M_Ant1_2440

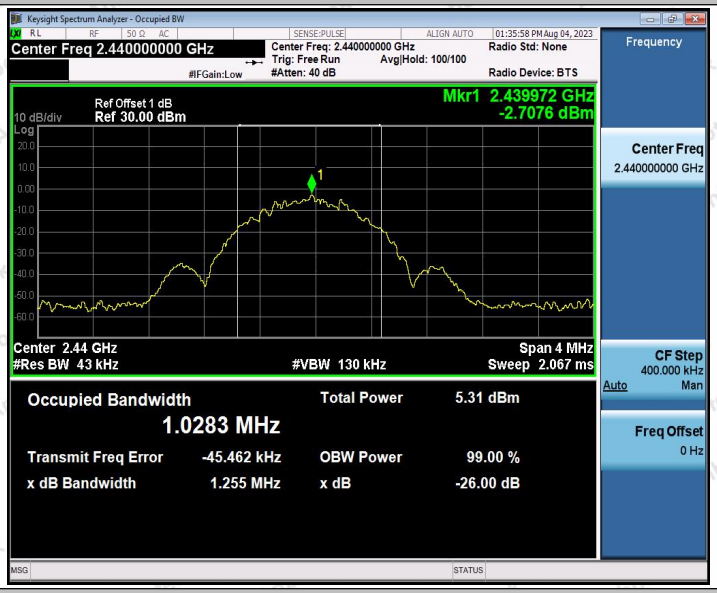

BLE_1M_Ant1_2480

BLE_2M_Ant1_2402

BLE_2M_Ant1_2440

BLE_2M_Ant1_2480

Appendix C: Maximum conducted output power

Test Result Peak

TestMode	Antenna	Frequency[MHz]	Conducted Peak Power[dBm]	Conducted Limit[dBm]	Verdict
BLE_1M	Ant1	2402	-0.58	≤30	PASS
		2440	-0.57	≤30	PASS
		2480	-0.57	≤30	PASS
BLE_2M	Ant1	2402	-0.38	≤30	PASS
		2440	-0.53	≤30	PASS
		2480	-0.33	≤30	PASS

Test Graphs Peak

BLE_1M_Ant1_2402

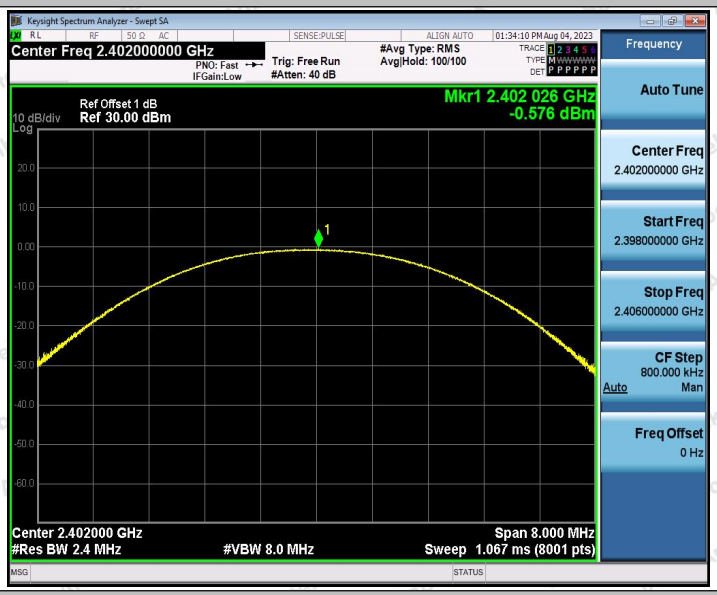

BLE_1M_Ant1_2440

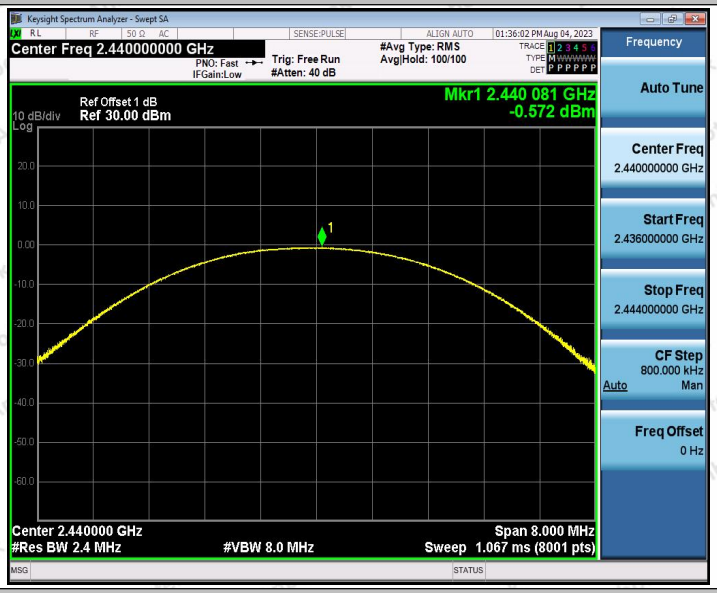

BLE_1M_Ant1_2480

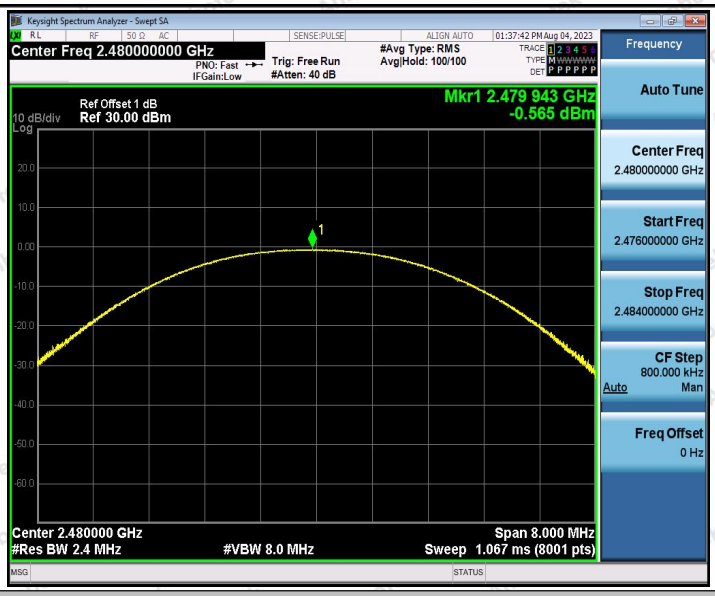

BLE_2M_Ant1_2402

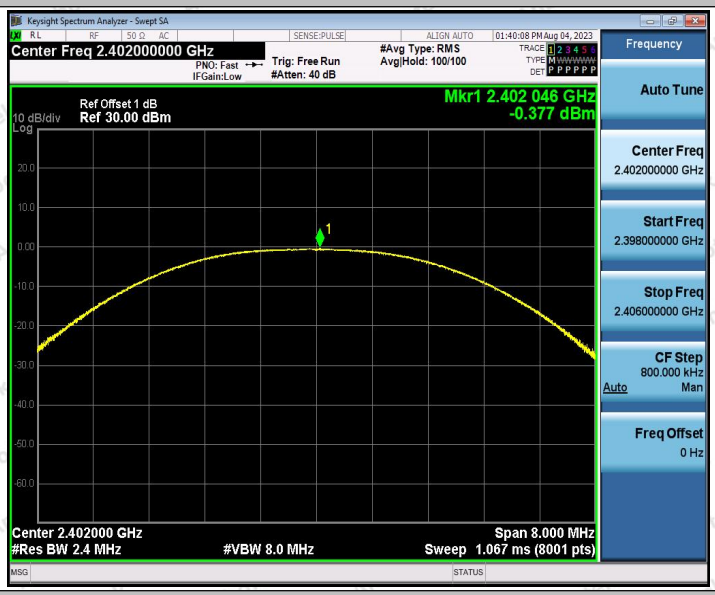

BLE_2M_Ant1_2440

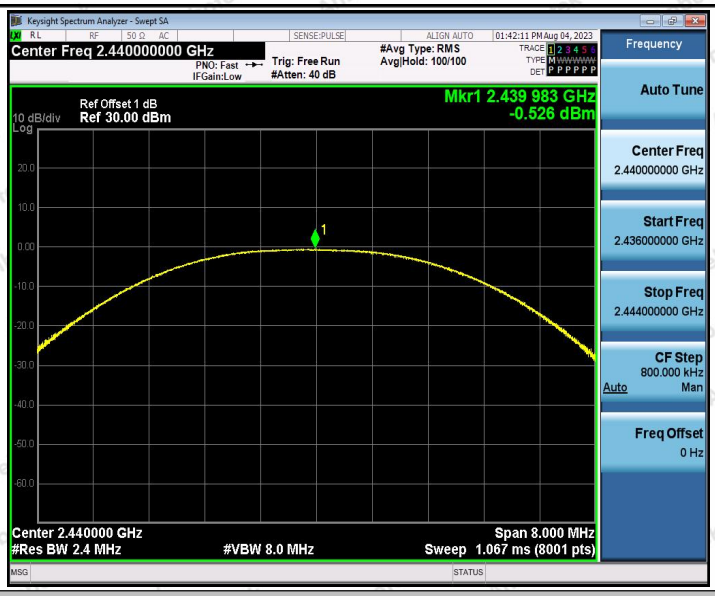

BLE_2M_Ant1_2480

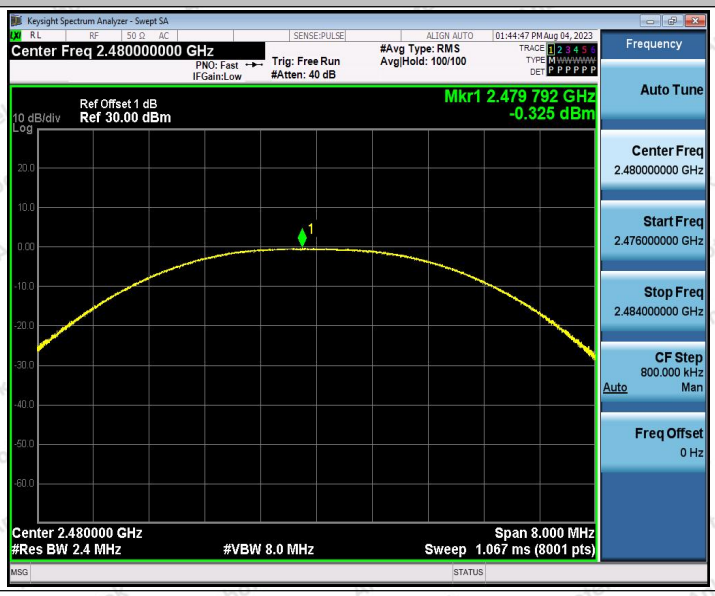

Appendix D: Maximum power spectral density

Test Result

TestMode	Antenna	Frequency[MHz]	Result[dBm/3kHz]	Limit[dBm/3kHz]	Verdict
BLE_1M	Ant1	2402	-15.93	≤8.00	PASS
		2440	-16.02	≤8.00	PASS
		2480	-15.94	≤8.00	PASS
BLE_2M	Ant1	2402	-17.68	≤8.00	PASS
		2440	-17.49	≤8.00	PASS
		2480	-17.66	≤8.00	PASS

Test Graphs

BLE_1M_Ant1_2402

BLE_1M_Ant1_2440

BLE_1M_Ant1_2480

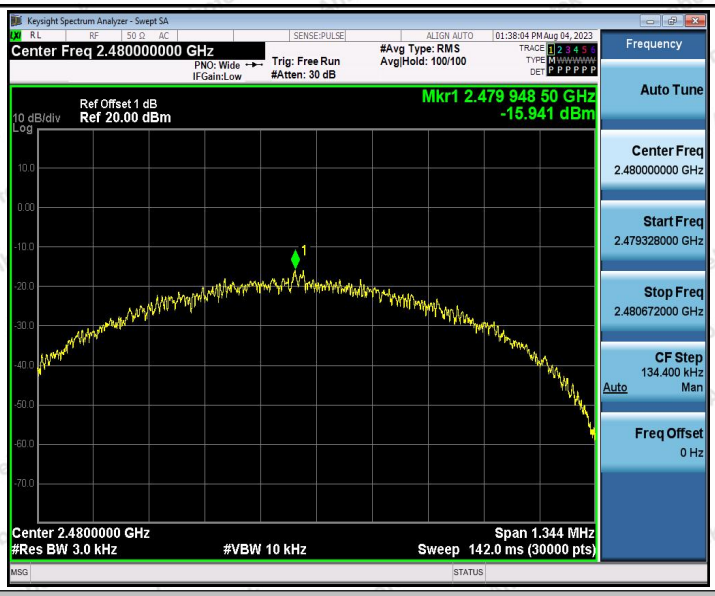

BLE_2M_Ant1_2402

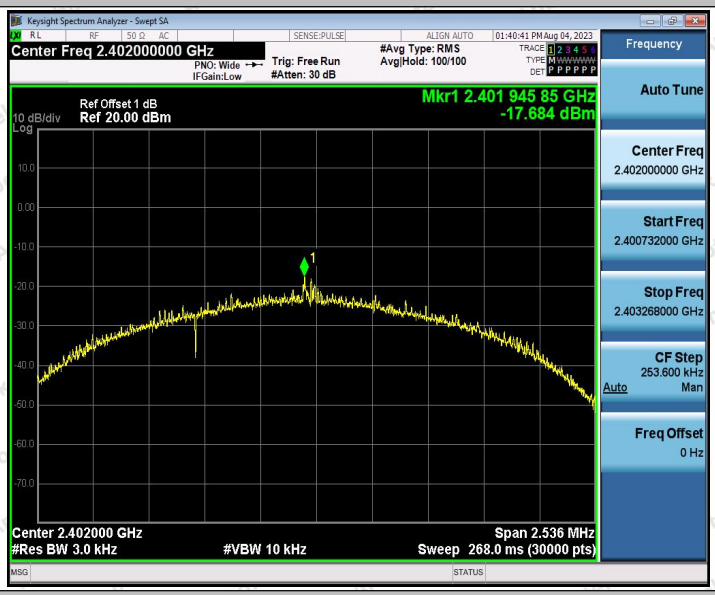

BLE_2M_Ant1_2440

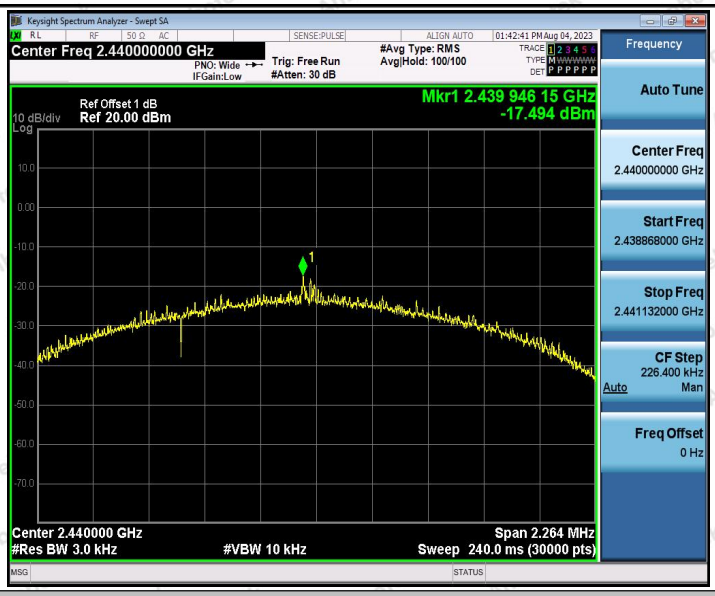

BLE_2M_Ant1_2480

Appendix E: Band edge measurements

Test Result

TestMode	Antenna	ChName	Frequency[MHz]	RefLevel[dBm]	Result[dBm]	Limit[dBm]	Verdict
BLE_1M	Ant1	Low	2402	-1.66	-55.88	≤-21.66	PASS
		High	2480	-1.95	-57	≤-21.95	PASS
BLE_2M	Ant1	Low	2402	-3.42	-49.59	≤-23.42	PASS
		High	2480	-3.62	-56.73	≤-23.62	PASS

Test Graphs

BLE_1M_Ant1_Low_2402

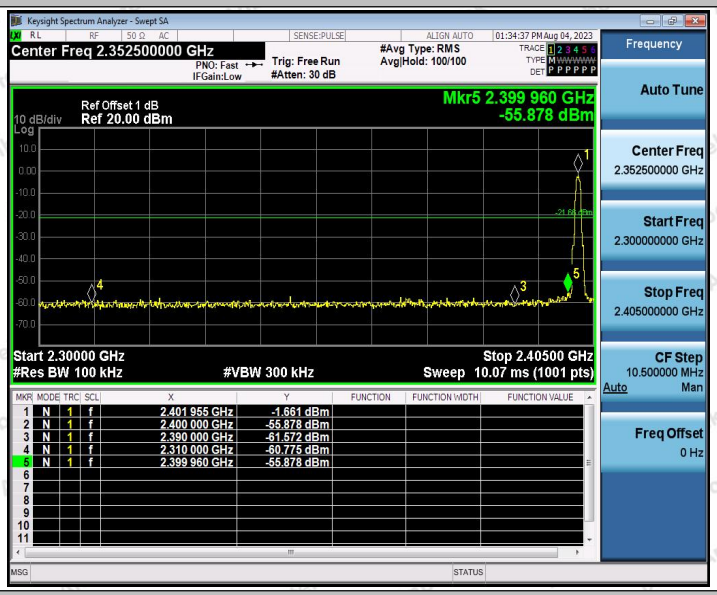

BLE_1M_Ant1_High_2480

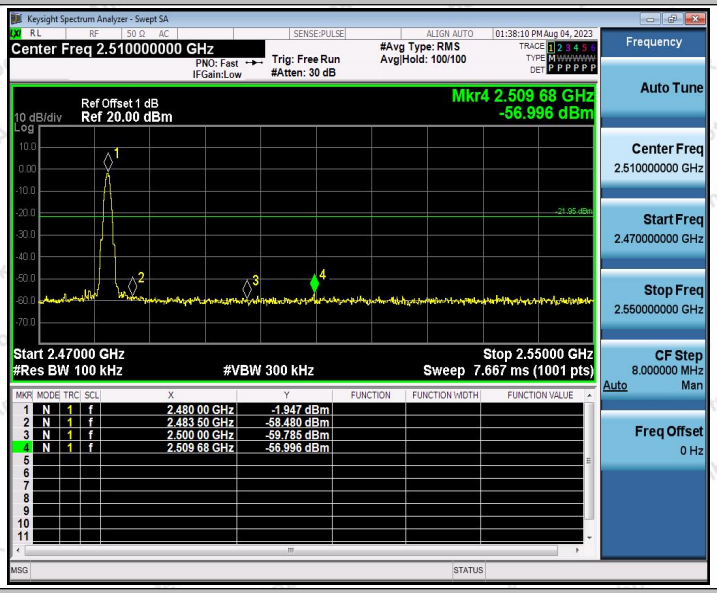

BLE_2M_Ant1_Low_2402

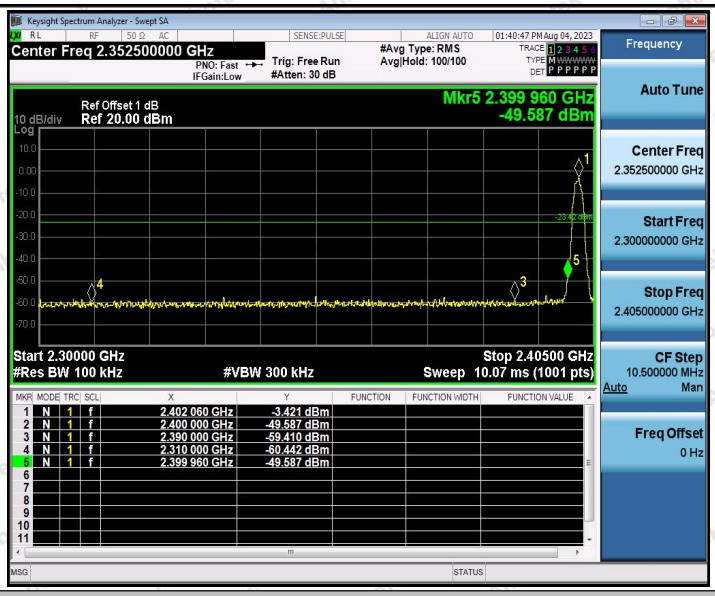

BLE_2M_Ant1_High_2480

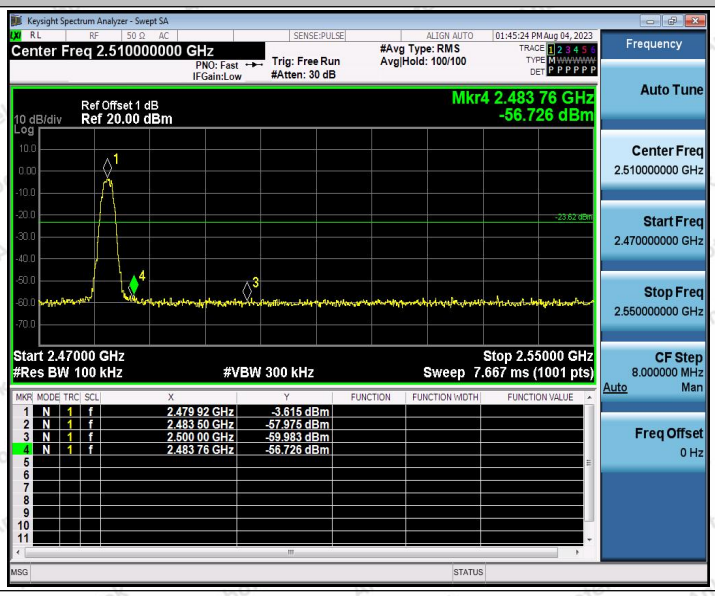

Appendix F: Conducted Spurious Emission

Test Result

TestMode	Antenna	Frequency[MHz]	FreqRange [MHz]	RefLevel [dBm]	Result[dBm]	Limit[dBm]	Verdict
BLE_1M	Ant1	2402	Reference	-3.25	-3.25	---	PASS
			30~1000	-3.25	-68.35	≤-23.25	PASS
			1000~26500	-3.25	-52.78	≤-23.25	PASS
		2440	Reference	-2.36	-2.36	---	PASS
			30~1000	-2.36	-69.17	≤-22.36	PASS
			1000~26500	-2.36	-52.19	≤-22.36	PASS
		2480	Reference	-2.53	-2.53	---	PASS
			30~1000	-2.53	-69.14	≤-22.53	PASS
			1000~26500	-2.53	-52.49	≤-22.53	PASS
BLE_2M	Ant1	2402	Reference	-3.86	-3.86	---	PASS
			30~1000	-3.86	-67.93	≤-23.86	PASS
			1000~26500	-3.86	-53.12	≤-23.86	PASS
		2440	Reference	-0.92	-0.92	---	PASS
			30~1000	-0.92	-68.74	≤-20.92	PASS
			1000~26500	-0.92	-53.76	≤-20.92	PASS
		2480	Reference	-3.94	-3.94	---	PASS
			30~1000	-3.94	-69.92	≤-23.94	PASS
			1000~26500	-3.94	-53.87	≤-23.94	PASS