3 IN 1
Wireless Charging Station

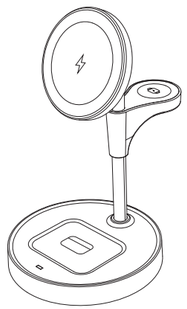

Customer Service: Easychicservice@outlook.com

Specifications

Model	EZ31
Input Socket	Type-C
Input	5V-2A/9V-2A/12V-1.5A
Phone Output	5W/7.5W/10W/15W
Watch Output	3.5W
Earbuds Output	5W
Phone Charging Distance	<=10mm
Product Size	123.03*92.09*153.21mm
Product Weight	198.5g
Package Content	1*Charging Station, 1*User Manual,

Product Introduction

The Easychic EZ31 3-in-1 Wireless Charging Station with MagSafe features an ultraconvenient 3-in-1 wireless charging stand that delivers the fastest possible charge of up to 15W for iPhone 12 iPhone 13 and iPhone 14 models. The Easychic EZ31 allows you to charge your MagSafe compatible iPhone, Apple Watch, and wireless charging-compatible AirPods all at the same time. The charger is so space-saving designed that can help you integrate your mobile phone intelligent life very well,especially for Apple user

Product Details

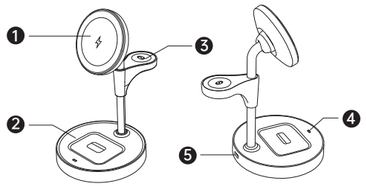

1.Wireless Charging Area1(Phone)
2.Wireless Charging Area2(TWS Earbuds)
3.Wireless Charging Area3(iWatch)
4.indicator Light
5.Type-C USB

How it works

1. Connect instruction
   a. Connecting the power supply according to the diagram.
   b. Put device on wireless charging area.
   c. When the Indicator light is always on, it indicates that it is charging the device.

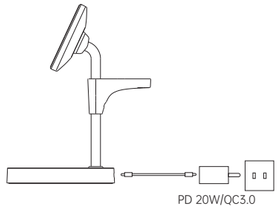

2. Power Indicator light Instuction
   a. When connecting the power,the green light and sky blue light flash once orderly, then die out.
   b. When the device is put (Phone) in the charging area 1, the charger turns into the charging status, the green indicator light is always on.
   c. When the device is put (TWS) earphone in the charging area 2.the charger turns into the charging status, the sky blue indicator light is always on.
   d. When two devices are put in the wireless charging area 1 and 2 at the same time, the sky blue indicator light is always on.
   e.When the indicator light flashes from green to sky blue, please check the charging position for metal foreign objects. if the light still flashes after you remove the foreign objects, please contact the after-sales service.
   f. When the indicator light is flashing red, please contact the after-sales service.

This part is a magnetic charging area with a built-in magnet, which can easily adsorb phones that support magnetic charging (Example: Apple 12 and above series)

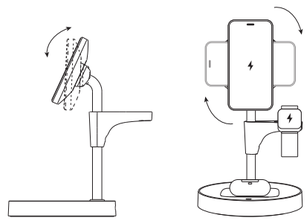

Model: EZ31

Taiyuanbaleshangmaoyouxiangongsi
xuefuchanyeyuanjinyangjie170hao
nadadashaxidanyuan1102shi
zhuanxingzonghegaigeshifanqu
shanxi 030000 CN

Notice:
a.Please use PD20W or QC3.0 compatible power adapter to achieve fast charge.
b.It is a normal phenomenon of fever during the charging process. If your phone is heating up badly and the charging device has not increased in power for a long time, please adjust the position of the charging device. Ensure that the center of the charging device and the center of the charging area of the wireless charger are aligned before charging.
c.If your phone is powered up and locked, it will show the MagSafe charging animation when the charging starts. If your phone is unlocked or you are using an app, the MagSafe charging animation will not play.

Product and Safety information

1. Do not squeeze or collide.
2. Do not disassemble it or put it into fire or water to avoid short circuit and leakage.
3. Do not use the wireless charger under severe high temperature, humidity or corrosive environment to avoid damage to the circuit and leakage.
4. Do not place it too close to the magnetic card with magnetic stripe or chip (ID card, bank card, etc.) ,which to avoid the failure of magnetic card.
5. Please keep away from the implanted medical equipment (pacemaker, implantable ear, etc.) to avoid the magnetic card failure. The distance between equipment and wireless chargers should be at least 20cm to avoid potential interference with medical devices.
6. Children should be supervised to ensure that they do not refer the wireless charger as a toy to avoid unnecessary accidents. unnecessary accidents.
7. Keep the charger and receiver away from water and other liquids.
8. If you need to clean the charger, please make sure to disconnect it from the power supply.
10. This product is suitable for phones, earphones, and iWatch2-8 that support Qi protocol.

Applicable Devices

1.Smart Phone:

Apple: iPhone 14,14 Pro,14 Pro Max,14 Pus,13,13 Pro,13 Pro Max, 12,12 Pro,12 Pro Max,SE,11,11 Pro,11 Pro Max,Xs,Xs Max,XR,X8,8 Plus.
SamSung: Galaxy S22 Ultra/S22+/S22/S21 Ultra 5G/S21+/S21/S21 FE; Galaxy S;
215G,21+5G,21 Ultra 5G,FE 5G,20 5G,20+ 5G,20 Ultra 5G,10,10+,10e,9,9+,8,8+,7.
7 edge,6,6 edge,6 edge+, 6 G9209,6 Active; Galaxy Note; 10,10e,10+,9,8,7.6,5.
Huawei: P30 Pro,P40 Pro,P40 Prot; Mate:40E,40 RS,40 Pro+,0 Pro,40,30E Pro,30 5G,30Pro
5G,30,30 Pr0,30 RS,20 Pro,20 RSRS:
Xaomi: 10,10 Pro,9,9Pro、Mix 3、Mix 2s.Including other devices with wireless charging
receiver built-in;(Note: Al devices must meet the Qi standard).

2.Smart Watch:

Apple:iWatch S1,S2,S3,S4.S5,S6 S7 SE S8. Ultra.

3.Earbuds

Apple: AirPods 1,AirPods 2, AirPods Pro. AirPods 3

ATTENTION!!!



Warm Tips

To ensure charger perform nomally, please use.
• Original Quick Charger
• Original Charging Cable
• Wireless Charging Friendly Device Cases

Warranty & Customer Support

For questions, support, or warranty claims, contact us at the address below that corresponds with your region. Please include your Amazon order number and product model number.

Amazon US orders: Easychic.Vip

* Please note, Easychic can only provide after sales service for products purchased directly from Easychic.
If you have purchased from a different seller, please contact them directly for service or warranty issues.

FCC Warning

This device complies with part 15 of the FCC Rules. Operation is subject to the following two conditions:(1) This device may not cause harmful interference, and (2) this device must accept any interference received, including interference that may cause undesired operation.
Any Changes or modifications not expressly approved by the party responsible for compliance could void the user's authority to operate the equipment.
This equipment has been tested and found to comply with the limits for a Class B digital device, pursuant to part 15 of the FCC Rules. These limits are designed to provide reasonable protection against harmful interference in a residential installation. This equipment generates uses and can radiate radio frequency energy and, if not installed and used in accordance with the instructions, may cause harmful interference to radio communications. However, there is no guarantee that interference will not occur in a particular

installation. If this equipment does cause harmful interference to radio or television reception, which can be determined by turning the equipment off and on, the user is encouraged to try to correct the interference by one or more of the following measures:
- Reorient or relocate the receiving antenna.
- Increase the separation between the equipment and receiver.
- Connect the equipment into an outlet on a circuit different from that to which the receiver is connected.
- Consult the dealer or an experienced radio/TV technician for help.

FCC RF exposure statement:
The equipment complies with FCC radiation exposure limits set forth for an uncontrolled environment. This equipment should be installed and operated with minimum distance between 20cm the radiator your body

成型尺寸: 70x105mm	装订方式: 风琴折
材　　质: 105g铜版纸	版　　本: REV.5
印刷颜色: C M Y K	日　　期: 2023.11.09
表面工艺: 双面印刷，啤	备　　注: