Appendix Test Data

Report No.:	18220WC30154002	Test Sample No.:	1-2-2
Start Test Date:	2023.07.27	Finish Test Date:	2023.07.29
Test Engineer:	Hayman Chen	Auditor:	Rick Luo
Temperature:	25.3℃	Relative Humidity:	47%
Pressure:	1012 hPa		

Appendix A: DTS Bandwidth

Test Result

TestMode	Antenna	Frequency[MHz]	DTS BW [MHz]	FL[MHz]	FH[MHz]	Limit[MHz]	Verdict
BLE_1M	Ant1	2402	0.504	2401.672	2402.176	0.5	PASS
		2440	0.504	2439.672	2440.176	0.5	PASS
		2480	0.504	2479.672	2480.176	0.5	PASS

Test Graphs

BLE_1M_Ant1_2402

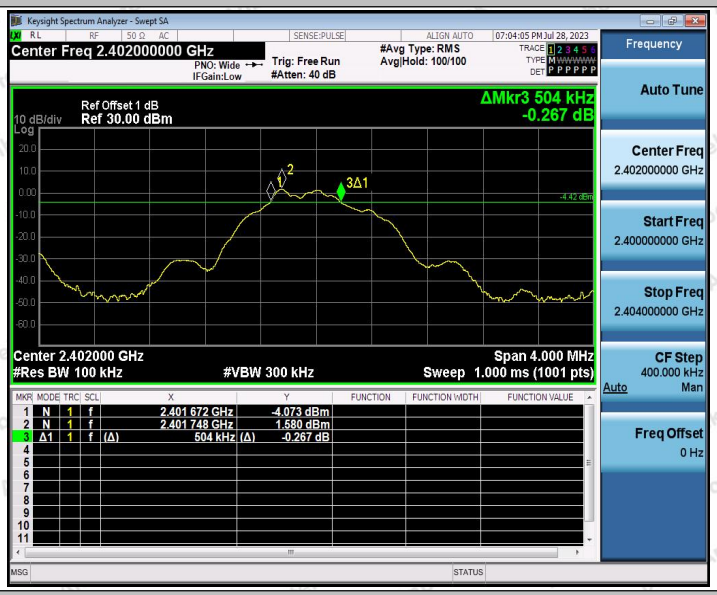

BLE_1M_Ant1_2440

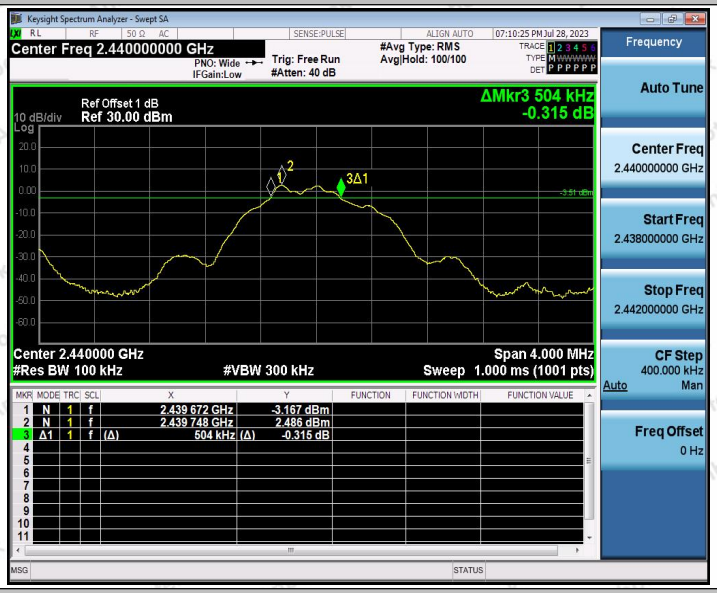

BLE_1M_Ant1_2480

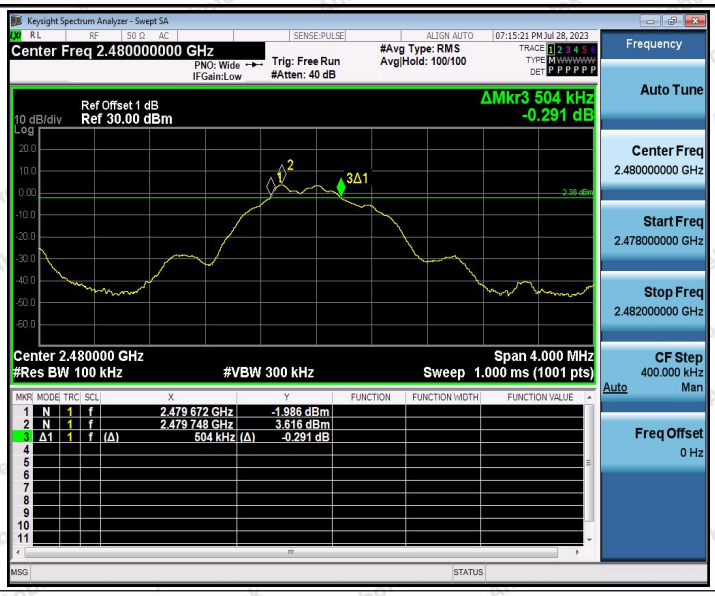
Keysight Spectrum Analyzer - Swept SA
Center Freq 2.480000000 GHz
PNO: Wide
IFGain:Low
Trig: Free Run
#Atten: 40 dB
#Avg Type: RMS
Avg|Hold: 100/100
07:15:21 PM Jul 28, 2023
Ref Offset 1 dB
10 dB/div
Ref 30.00 dBm
ΔMkr3 504 kHz
-0.291 dB
Center 2.480000 GHz
#Res BW 100 kHz
#VBW 300 kHz
Span 4.000 MHz
Sweep 1.000 ms (1001 pts)
1 N 1 f 2.479 672 GHz -1.986 dBm
2 N 1 f 2.479 748 GHz 3.616 dBm
3 Δ1 1 f (Δ) 504 kHz (Δ) -0.291 dB
Frequency
Auto Tune
Center Freq
2.480000000 GHz
Start Freq
2.478000000 GHz
Stop Freq
2.482000000 GHz
CF Step
400.000 kHz
Auto Man
Freq Offset
0 Hz

Appendix B: Occupied Channel Bandwidth

Test Result

TestMode	Antenna	Frequency[MHz]	OCB [MHz]	FL[MHz]	FH[MHz]
BLE_1M	Ant1	2402	1.0311	2401.4919	2402.5230
		2440	1.0300	2439.4931	2440.5231
		2480	1.0330	2479.4911	2480.5241

Test Graphs

BLE_1M_Ant1_2402

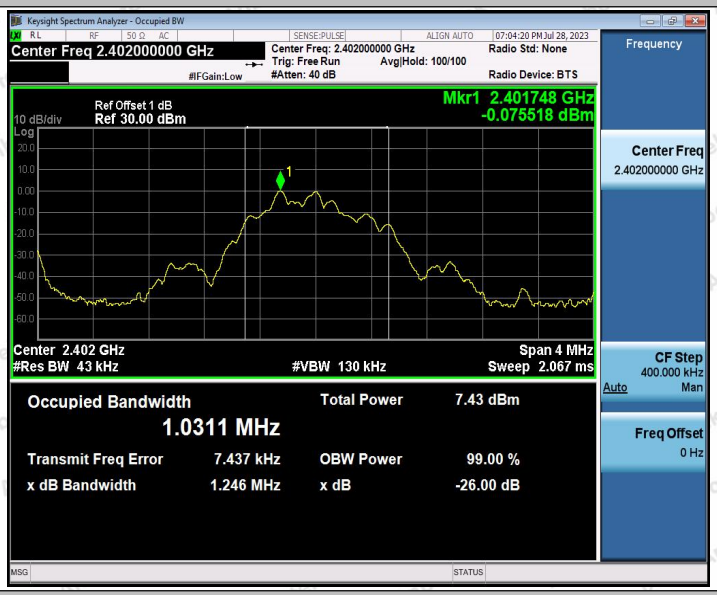

BLE_1M_Ant1_2440

BLE_1M_Ant1_2480

Keysight Spectrum Analyzer - Occupied BW
Center Freq 2.480000000 GHz
Center Freq: 2.480000000 GHz
Trig: Free Run
Avg|Hold: 100/100
#Atten: 40 dB
Radio Std: None
Radio Device: BTS
07:16:39 PM Jul 28, 2023
#IFGain:Low
Ref Offset 1 dB
10 dB/div
Ref 30.00 dBm
Log
Mkr1 2.479744 GHz
1.9787 dBm
Center 2.48 GHz
#Res BW 43 kHz
#VBW 130 kHz
Span 4 MHz
Sweep 2.067 ms
Occupied Bandwidth
1.0330 MHz
Total Power 9.54 dBm
Transmit Freq Error 7.576 kHz
OBW Power 99.00 %
x dB Bandwidth 1.254 MHz
x dB -26.00 dB
Frequency
Center Freq
2.480000000 GHz
CF Step
400.000 kHz
Auto Man
Freq Offset
0 Hz
MSG
STATUS

Appendix C: Maximum conducted output power

Test Result Peak

TestMode	Antenna	Frequency[MHz]	Conducted Peak Power[dBm]	Conducted Limit[dBm]	Verdict
BLE_1M	Ant1	2402	1.74	≤30	PASS
		2440	2.64	≤30	PASS
		2480	3.76	≤30	PASS

Test Graphs Peak

BLE_1M_Ant1_2402

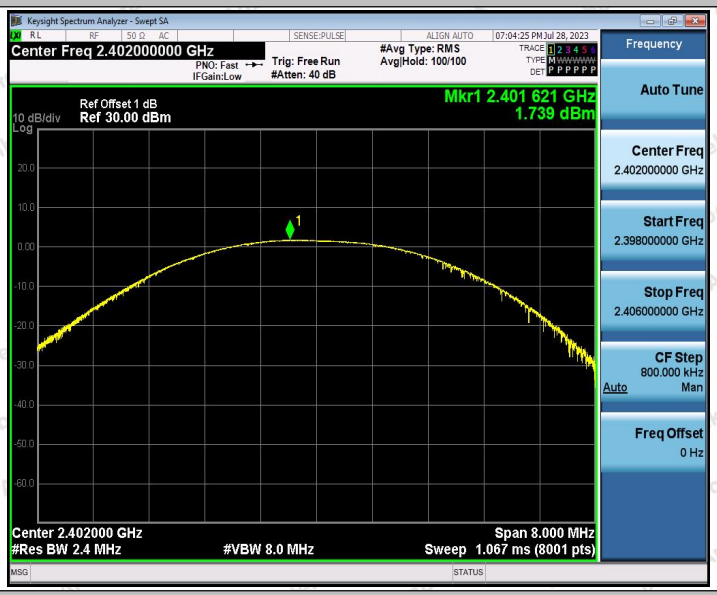

BLE_1M_Ant1_2440

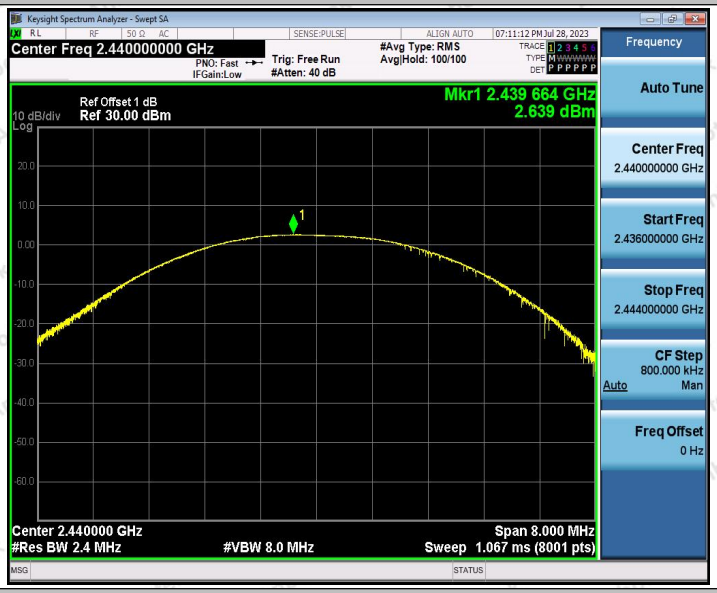

BLE_1M_Ant1_2480

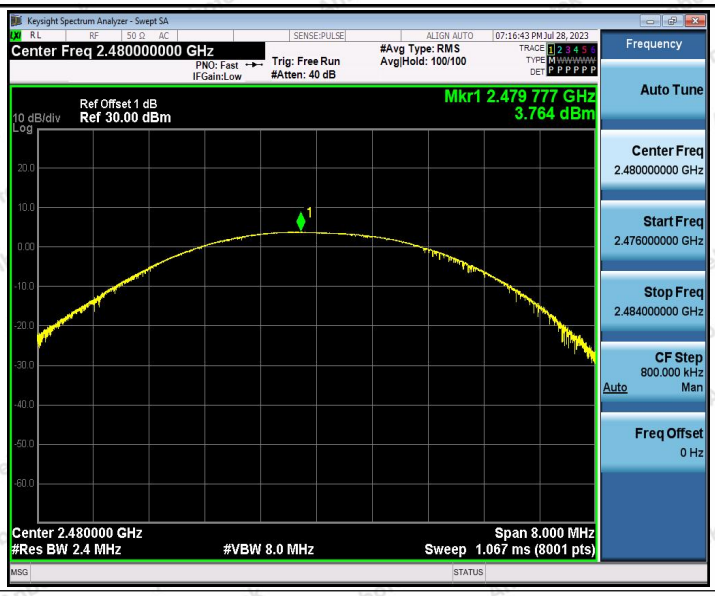
Keysight Spectrum Analyzer - Swept SA
Center Freq 2.480000000 GHz
PNO: Fast
IFGain:Low
Trig: Free Run
#Atten: 40 dB
#Avg Type: RMS
Avg|Hold: 100/100
07:16:43 PM Jul 28, 2023
Ref Offset 1 dB
10 dB/div
Ref 30.00 dBm
Log
Mkr1 2.479 777 GHz
3.764 dBm
Center 2.480000 GHz
#Res BW 2.4 MHz
#VBW 8.0 MHz
Span 8.000 MHz
Sweep 1.067 ms (8001 pts)
Frequency
Auto Tune
Center Freq
2.480000000 GHz
Start Freq
2.476000000 GHz
Stop Freq
2.484000000 GHz
CF Step
800.000 kHz
Auto
Man
Freq Offset
0 Hz

Appendix D: Maximum power spectral density

Test Result

TestMode	Antenna	Frequency[MHz]	Result[dBm/3kHz]	Limit[dBm/3kHz]	Verdict
BLE_1M	Ant1	2402	-16.72	≤8.00	PASS
		2440	-15.78	≤8.00	PASS
		2480	-14.67	≤8.00	PASS

Test Graphs

BLE_1M_Ant1_2402

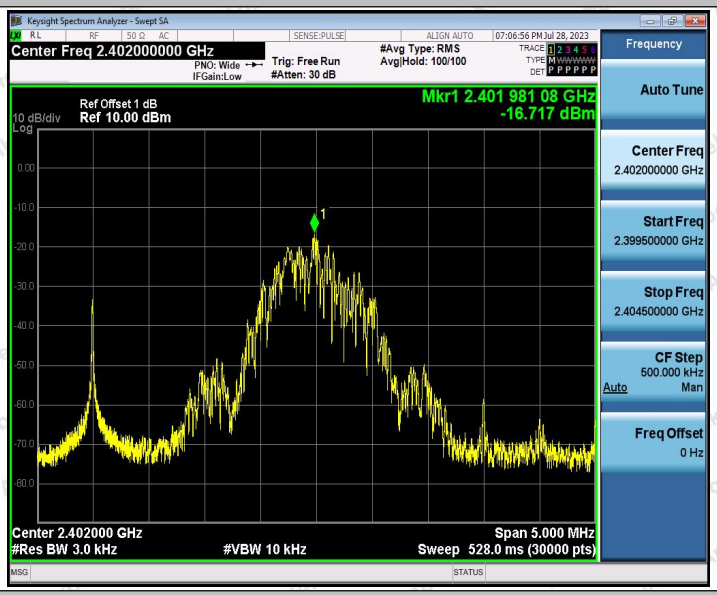

BLE_1M_Ant1_2440

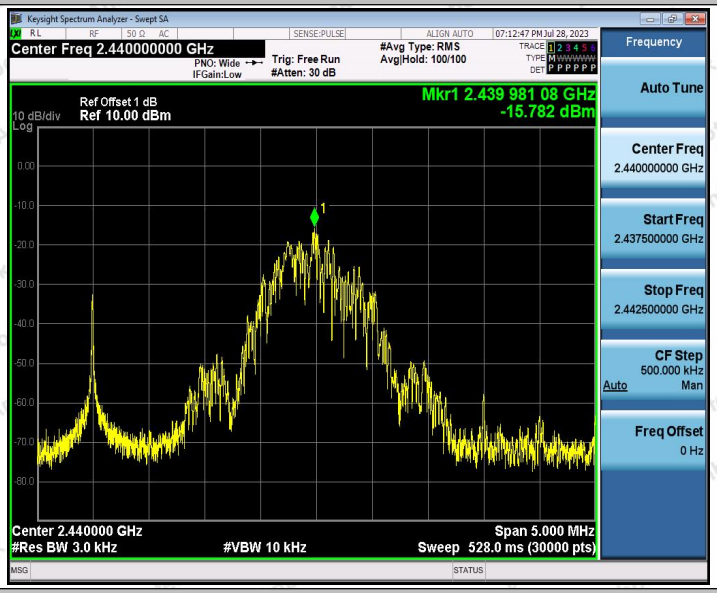

BLE_1M_Ant1_2480

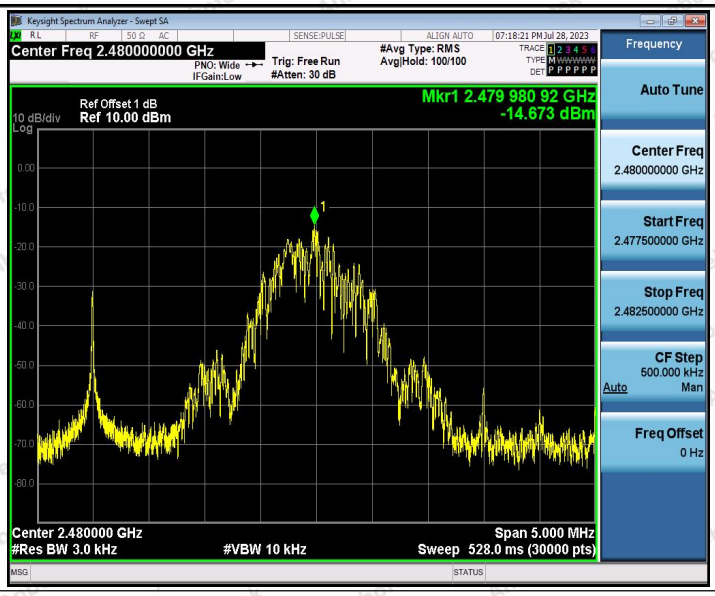
Keysight Spectrum Analyzer - Swept SA
Center Freq 2.480000000 GHz
PNO: Wide
IFGain:Low
Trig: Free Run
#Atten: 30 dB
#Avg Type: RMS
Avg|Hold: 100/100
07:18:21 PM Jul 28, 2023
Ref Offset 1 dB
10 dB/div
Ref 10.00 dBm
Log
Mkr1 2.479 980 92 GHz
-14.673 dBm
Center 2.480000 GHz
#Res BW 3.0 kHz
#VBW 10 kHz
Span 5.000 MHz
Sweep 528.0 ms (30000 pts)
Frequency
Auto Tune
Center Freq
2.480000000 GHz
Start Freq
2.477500000 GHz
Stop Freq
2.482500000 GHz
CF Step
500.000 kHz
Auto
Man
Freq Offset
0 Hz

Appendix E: Band edge measurements

Test Result

TestMode	Antenna	ChName	Frequency[MHz]	RefLevel[dBm]	Result[dBm]	Limit[dBm]	Verdict
BLE_1M	Ant1	Low	2402	1.61	-28.09	≤-18.4	PASS
		High	2480	3.68	-49.05	≤-16.32	PASS

Test Graphs

BLE_1M_Ant1_Low_2402

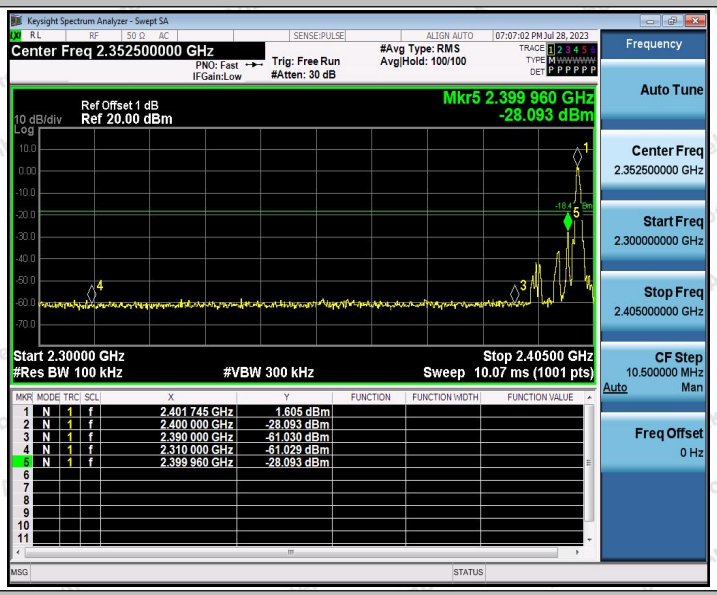

BLE_1M_Ant1_High_2480

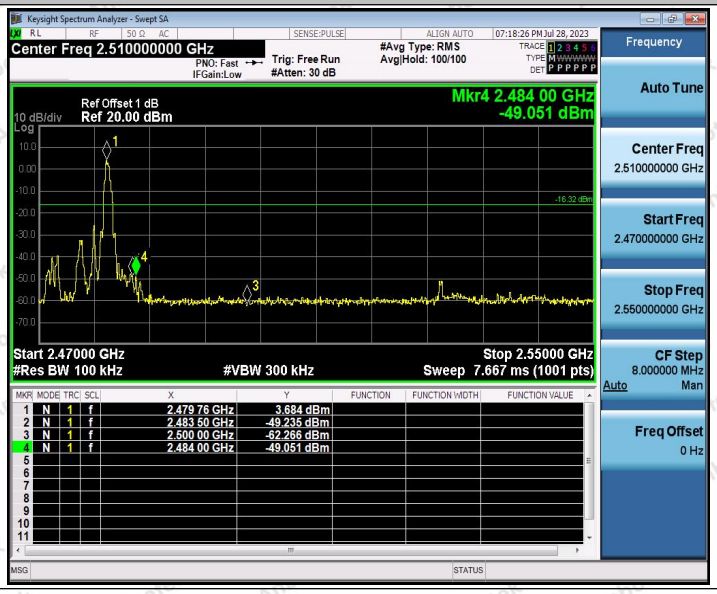

Appendix F: Conducted Spurious Emission

Test Result

TestMode	Antenna	Frequency[MHz]	FreqRange [MHz]	RefLevel [dBm]	Result[dBm]	Limit[dBm]	Verdict
BLE_1M	Ant1	2402	Reference	1.61	1.61	---	PASS
			30~1000	1.61	-69.34	≤-18.39	PASS
			1000~26500	1.61	-49.89	≤-18.39	PASS
		2440	Reference	2.48	2.48	---	PASS
			30~1000	2.48	-68.28	≤-17.52	PASS
			1000~26500	2.48	-41.94	≤-17.52	PASS
		2480	Reference	3.70	3.70	---	PASS
			30~1000	3.70	-69.26	≤-16.3	PASS
			1000~26500	3.70	-46.39	≤-16.3	PASS

Test Graphs

BLE_1M_Ant1_2402_0~Reference

BLE_1M_Ant1_2402_30~1000

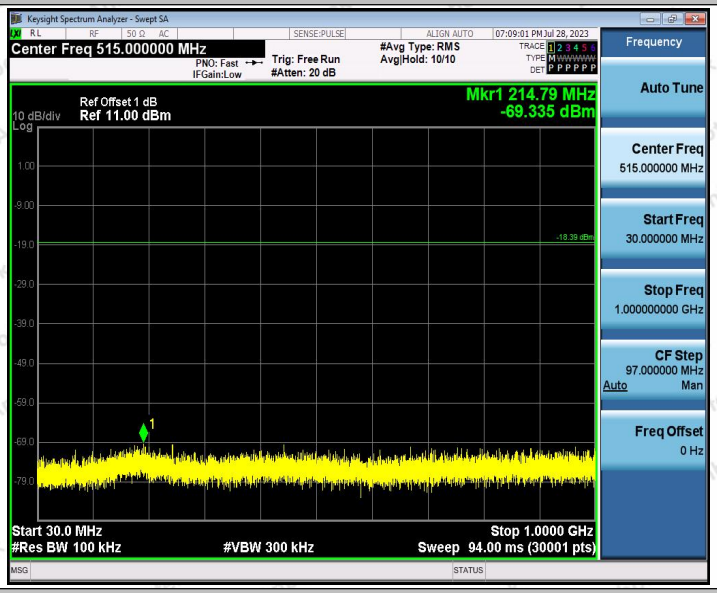

BLE_1M_Ant1_2402_1000~26500

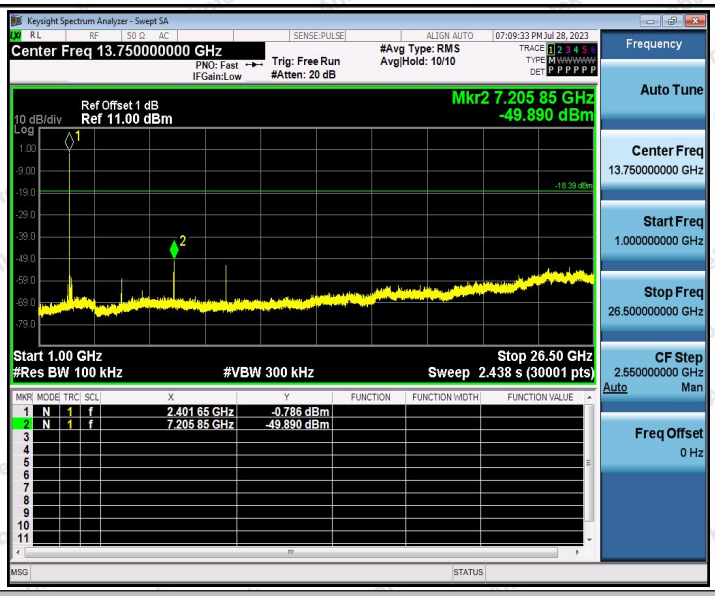

BLE_1M_Ant1_2440_0~Reference

BLE_1M_Ant1_2440_30~1000

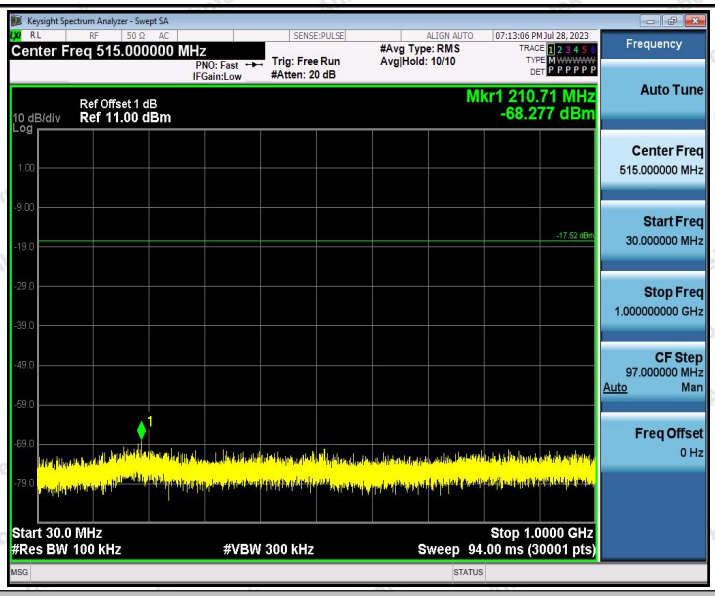

BLE_1M_Ant1_2440_1000~26500

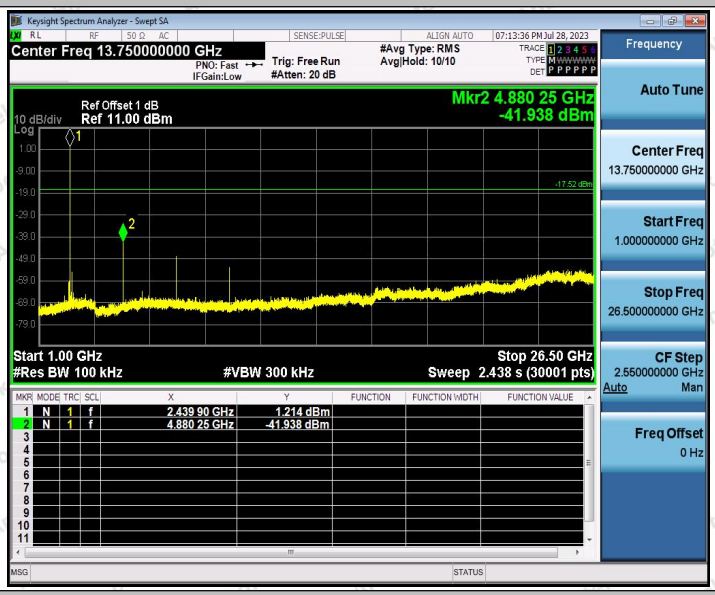

BLE_1M_Ant1_2480_0~Reference

BLE_1M_Ant1_2480_30~1000

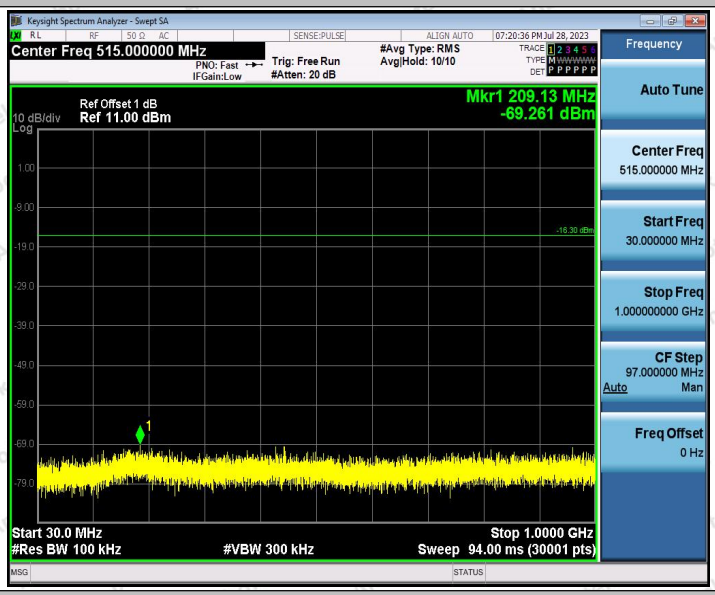

BLE_1M_Ant1_2480_1000~26500

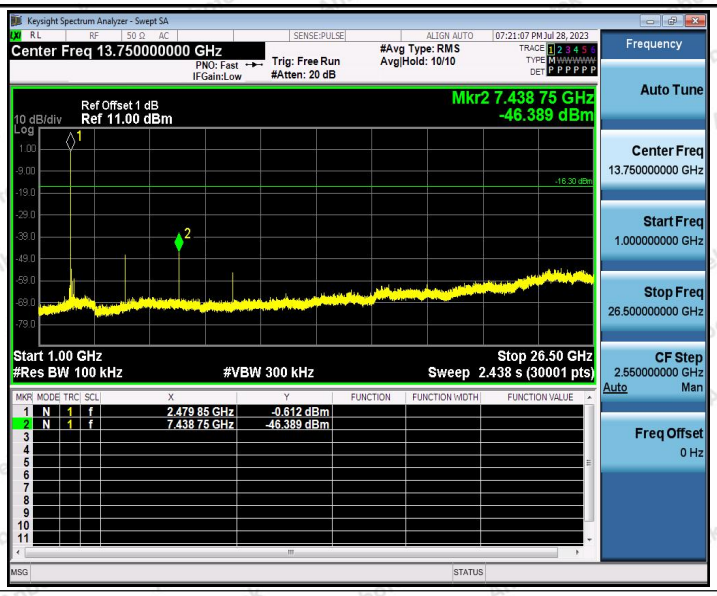
Keysight Spectrum Analyzer - Swept SA
Center Freq 13.750000000 GHz
PNO: Fast
IFGain:Low
Trig: Free Run
#Atten: 20 dB
#Avg Type: RMS
Avg|Hold: 10/10
07:21:07 PM Jul 28, 2023
Ref Offset 1 dB
10 dB/div
Ref 11.00 dBm
Mkr2 7.438 75 GHz
-46.389 dBm
Start 1.00 GHz
#Res BW 100 kHz
#VBW 300 kHz
Stop 26.50 GHz
Sweep 2.438 s (30001 pts)
1 N 1 f 2.479 85 GHz -0.612 dBm
2 N 1 f 7.438 75 GHz -46.389 dBm
Frequency
Auto Tune
Center Freq
13.750000000 GHz
Start Freq
1.000000000 GHz
Stop Freq
26.500000000 GHz
CF Step
2.550000000 GHz
Auto Man
Freq Offset
0 Hz

Appendix G: Duty Cycle

Test Result

TestMode	Antenna	Frequency[MHz]	ON Time [ms]	Period [ms]	Duty Cycle [%]	Duty Cycle Factor[dB]
BLE_1M	Ant1	2402	0.09	0.63	14.29	8.45
		2440	0.09	0.63	14.29	8.45
		2480	0.09	0.63	14.29	8.45

Test Graphs

BLE_1M_Ant1_2402

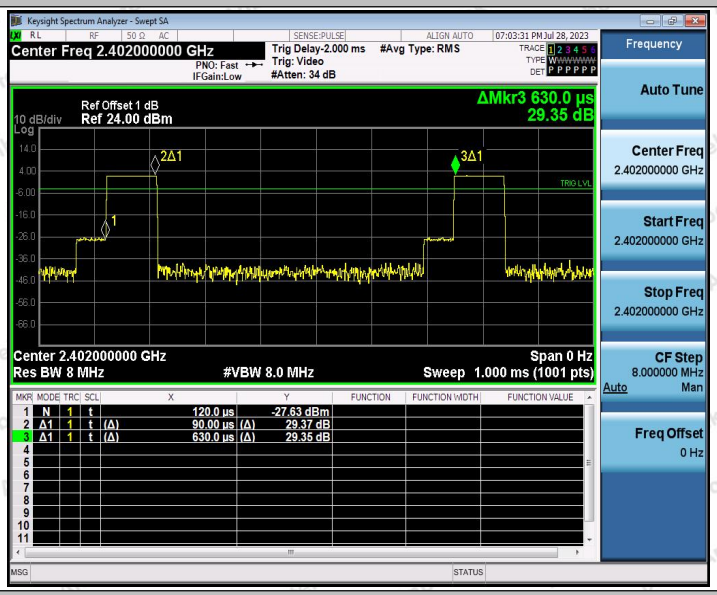

BLE_1M_Ant1_2440

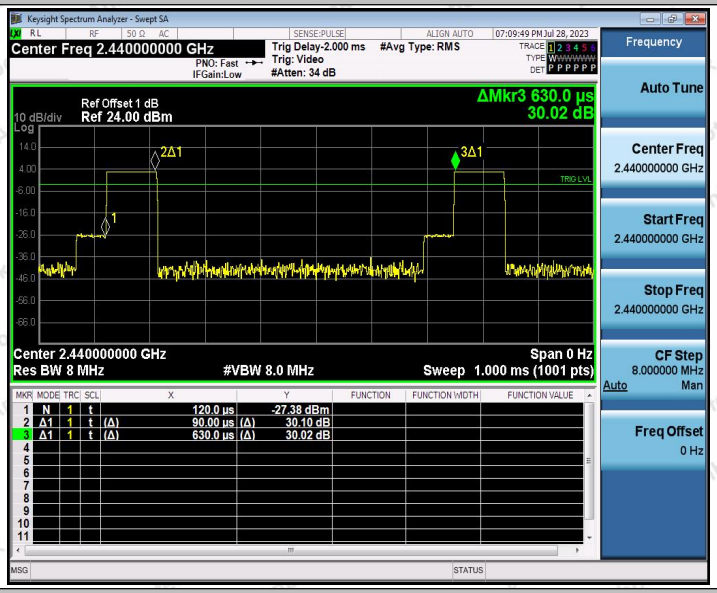

BLE_1M_Ant1_2480

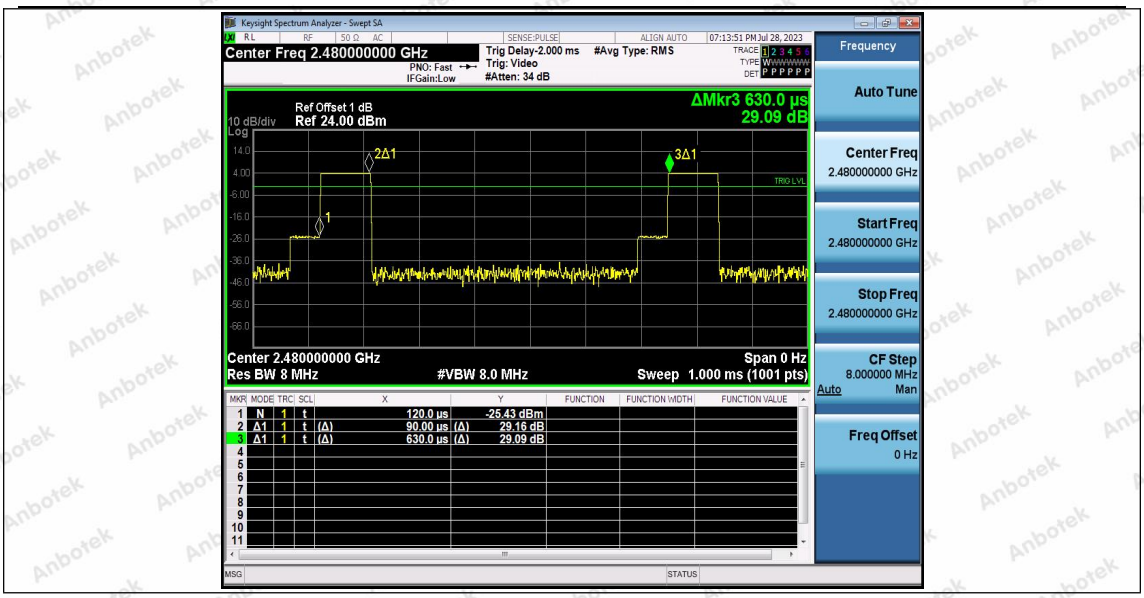
Keysight Spectrum Analyzer - Swept SA
Center Freq 2.480000000 GHz
Trig Delay-2.000 ms
Trig: Video
#Atten: 34 dB
#Avg Type: RMS
07:13:51 PM Jul 28, 2023
Frequency
Auto Tune
Center Freq
2.480000000 GHz
Start Freq
2.480000000 GHz
Stop Freq
2.480000000 GHz
CF Step
8.000000 MHz
Auto Man
Freq Offset
0 Hz
ΔMkr3 630.0 µs
29.09 dB
Ref Offset 1 dB
10 dB/div Ref 24.00 dBm
Center 2.480000000 GHz
Res BW 8 MHz
#VBW 8.0 MHz
Span 0 Hz
Sweep 1.000 ms (1001 pts)
1 N 1 t 120.0 µs -25.43 dBm
2 Δ1 1 t (Δ) 90.00 µs (Δ) 29.16 dB
3 Δ1 1 t (Δ) 630.0 µs (Δ) 29.09 dB

---End---