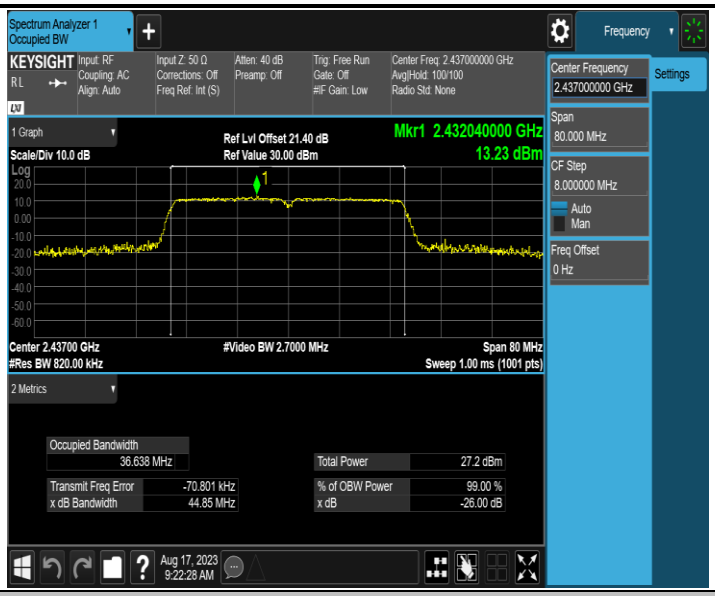

11N40MIMO_Ant2_2437

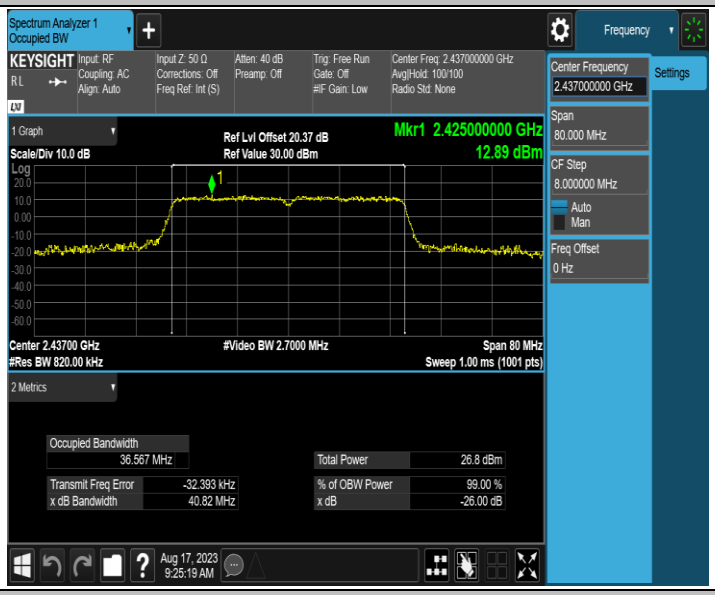

11N40MIMO_Ant1_2452

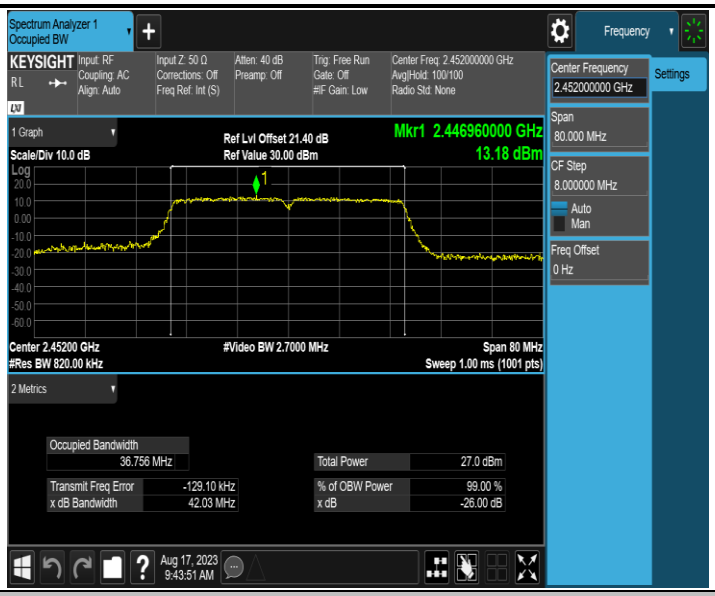

11N40MIMO_Ant2_2452

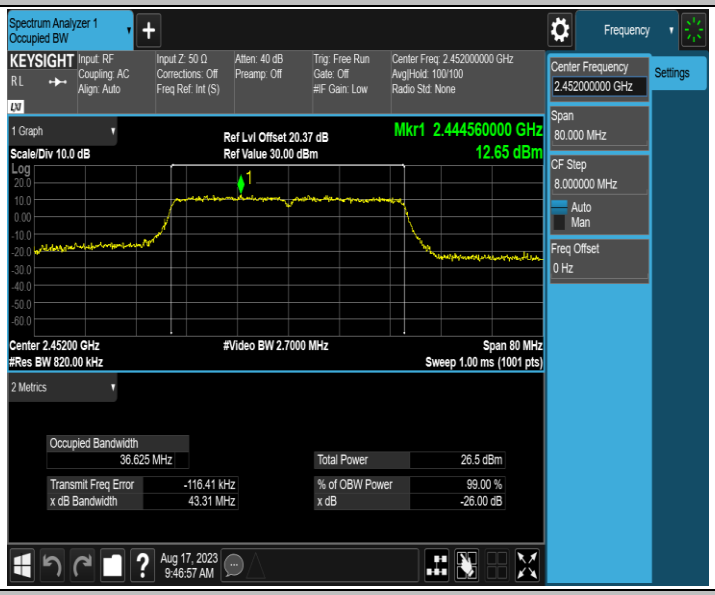

11AX20MIMO_Ant1_2412

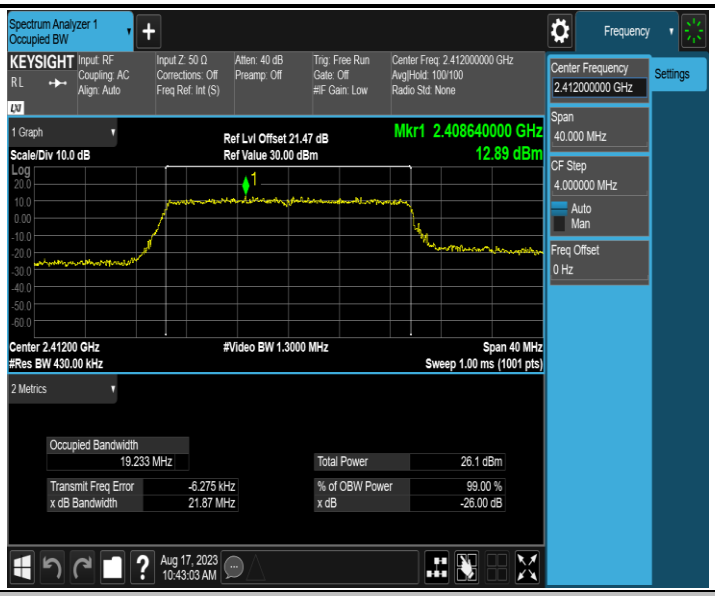

11AX20MIMO_Ant2_2412

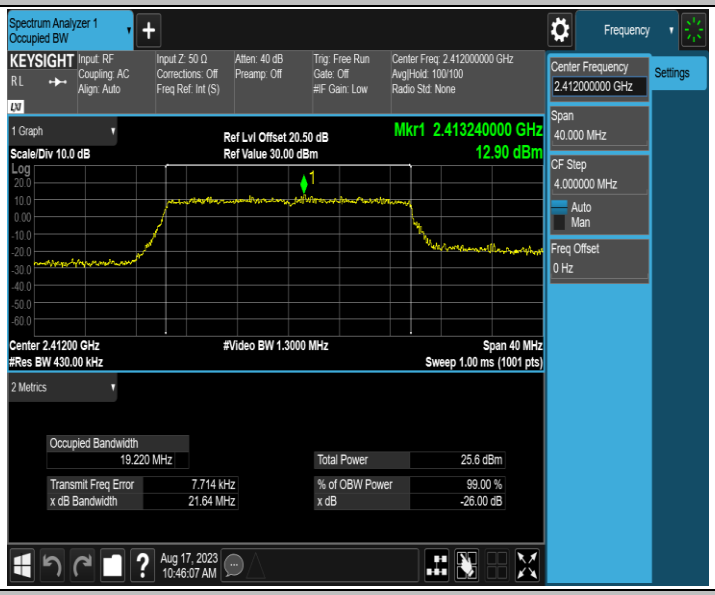

11AX20MIMO_Ant1_2437

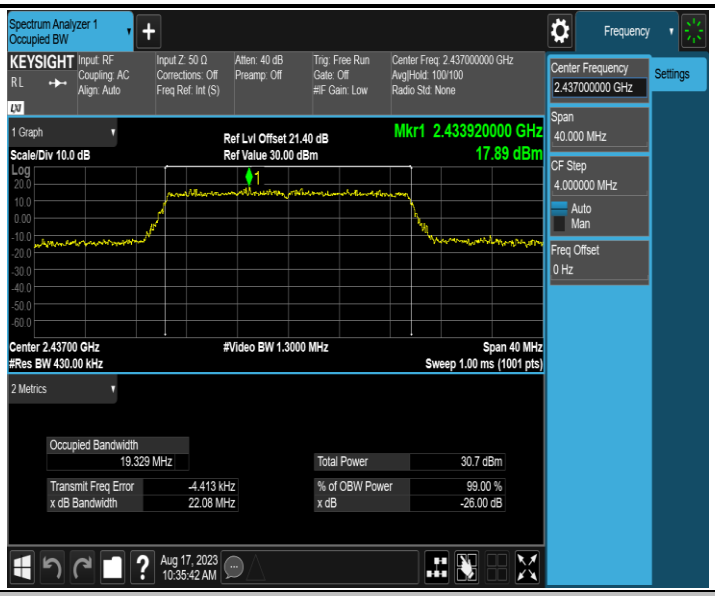

11AX20MIMO_Ant2_2437

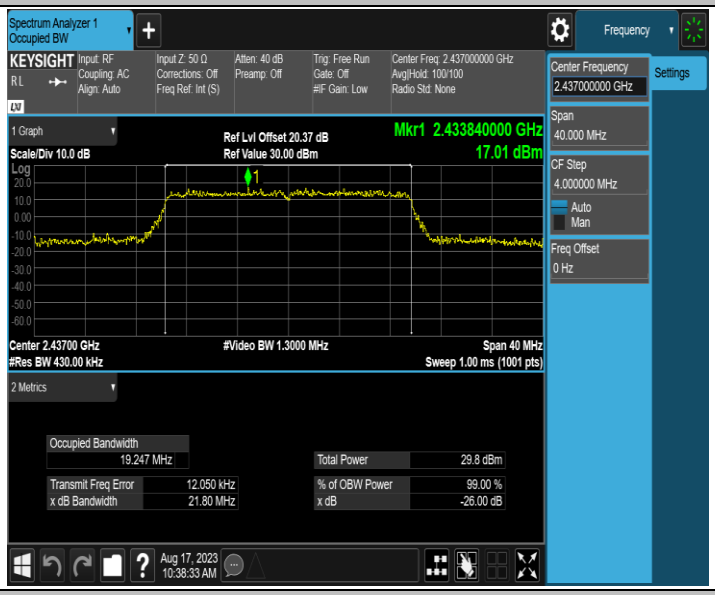

11AX20MIMO_Ant1_2462

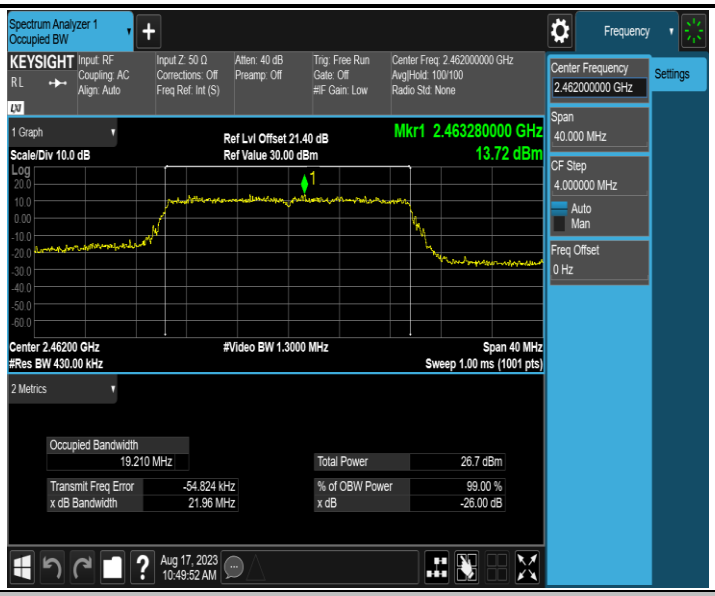

11AX20MIMO_Ant2_2462

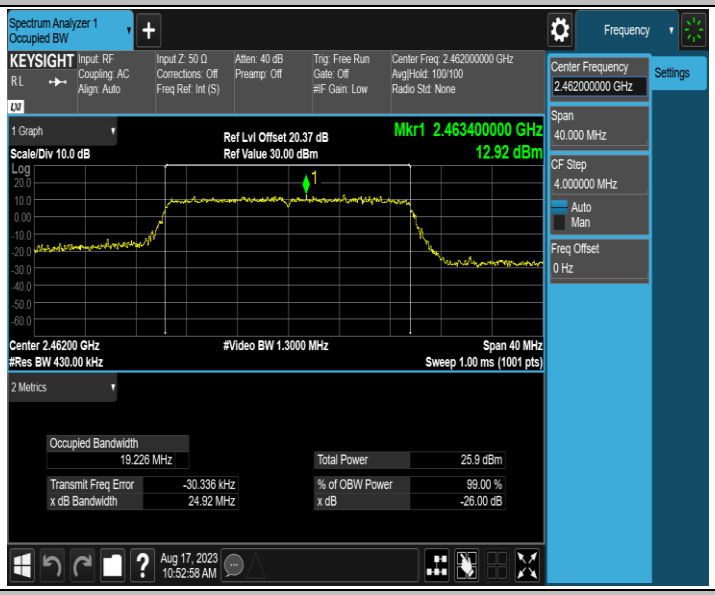

11AX40MIMO_Ant1_2422

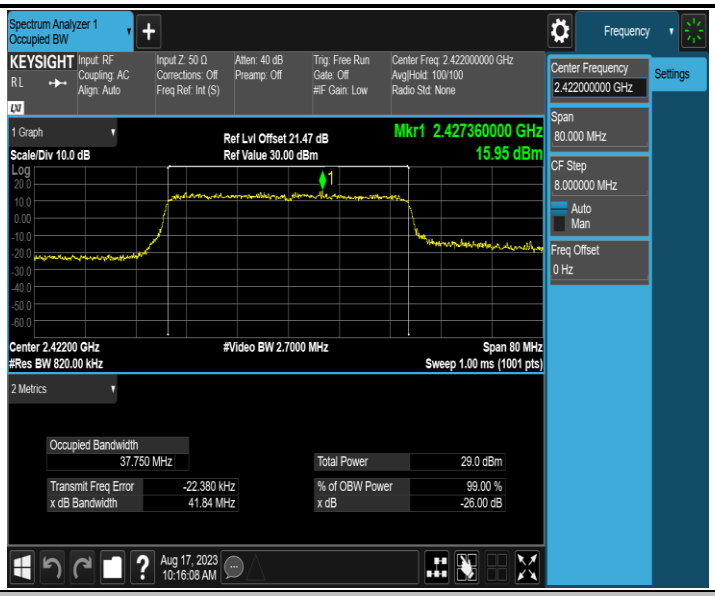

11AX40MIMO_Ant2_2422

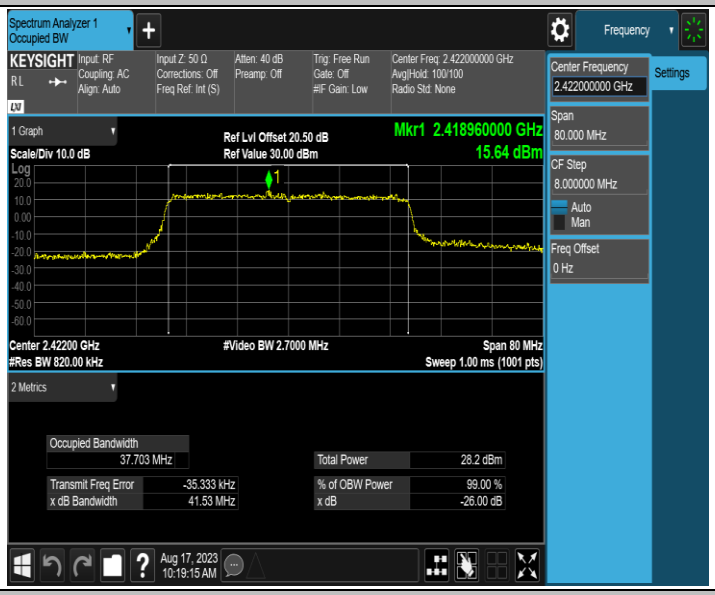

11AX40MIMO_Ant1_2437

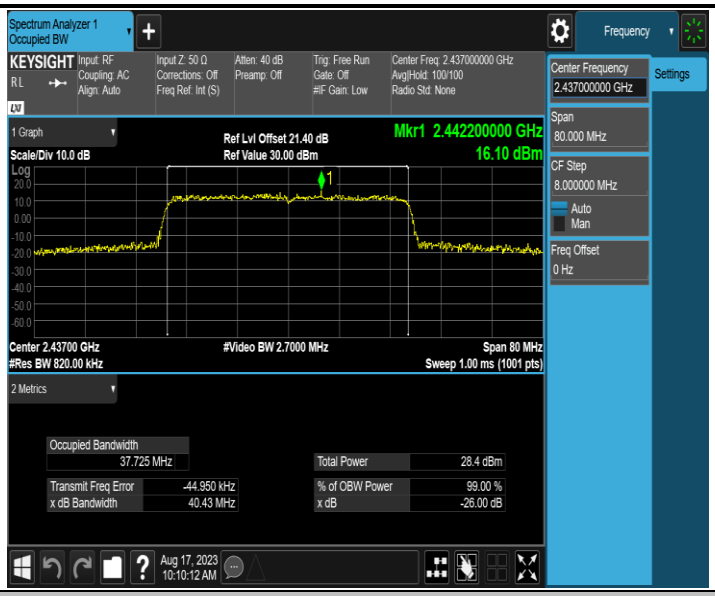

11AX40MIMO_Ant2_2437

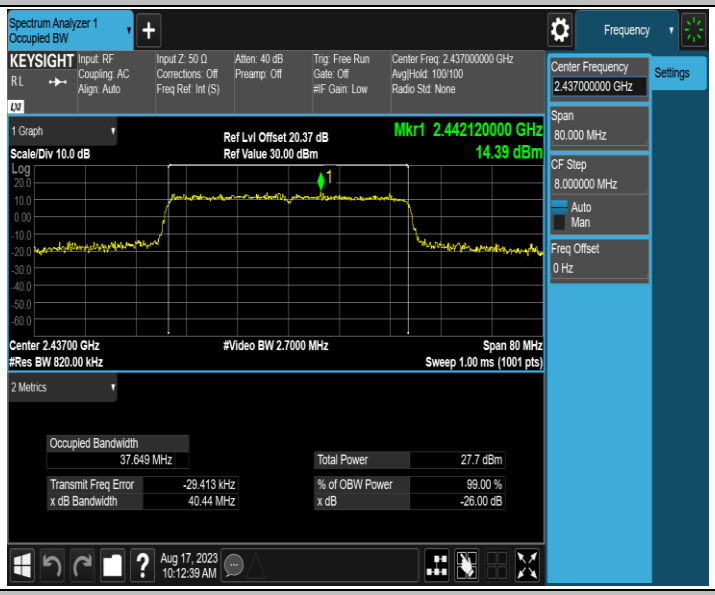

11AX40MIMO_Ant1_2452

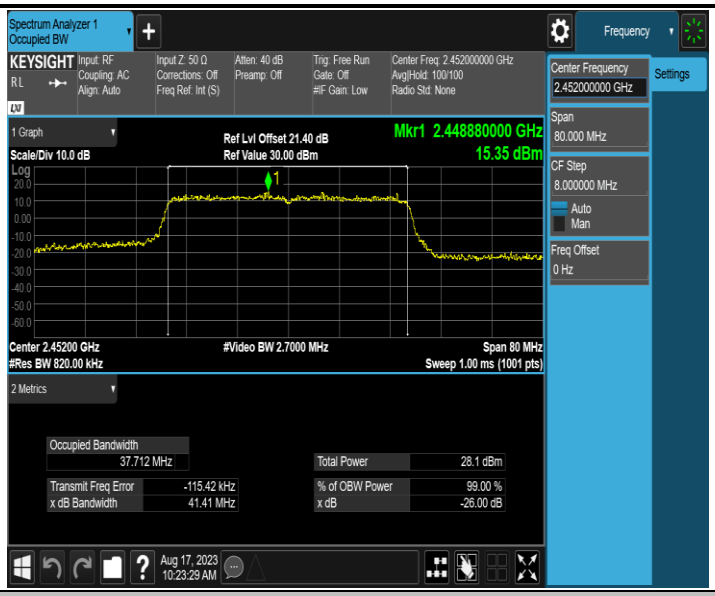

11AX40MIMO_Ant2_2452

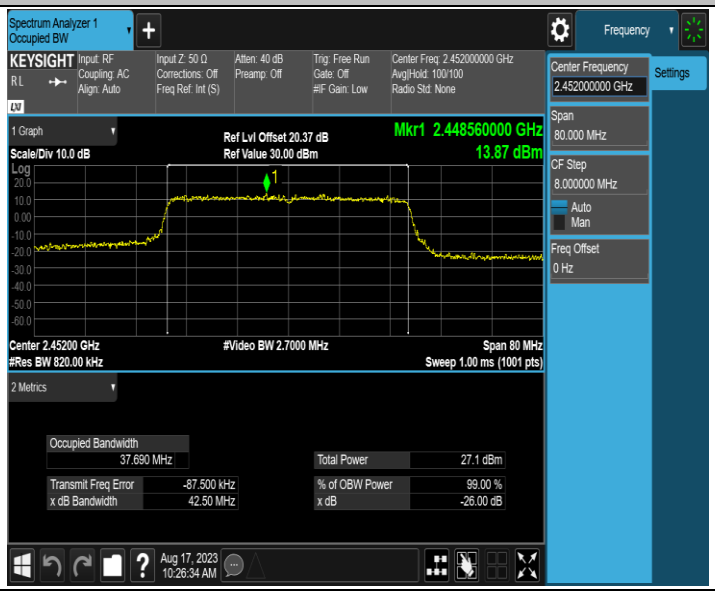

3.5 Maximum conducted (Avg) output power

3.5.1 Limit

For systems using digital modulation in the 2400~2483.5MHz, The Maximum output Power shall not exceed 1W(30dBm)

3.5.2 Test Procedure

Test Method	
●Conducted Measurement	○Radiated Measurement
Test Channels	
●Lowest, Middle and Highest Channel	○ Lowest and Highest Channel
Environmental conditions	
●Normal	○Normal and Extreme
Note:●:Test ○:No Test	

a) The EUT was directly connected to the tonscend test system and antenna output port as show in the block diagram below.

b) The maximum conducted output power was performed in accordance with method 11.9.1.3 (for peak power) of ANSI C63.10-2013 and FCC KDB 662911 D01 v02r01 Multiple Transmitter Output.

3.5.3 Test Setup

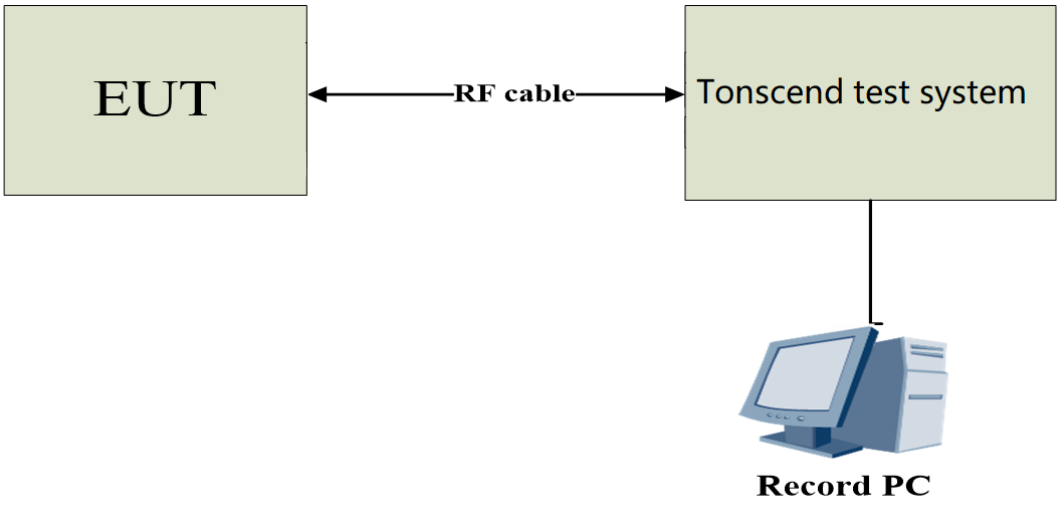

3.5.4 The Result

TestMode	Antenna	Frequency [MHz]	Conducted Power [dBm]	Conducted Limit[dBm]	Verdict
11B-MIMO	Ant1	2412	20.46	≤29.67	PASS
	Ant2	2412	19.93	≤29.67	PASS
	total	2412	23.21	≤29.67	PASS
	Ant1	2437	24.72	≤29.67	PASS
	Ant2	2437	23.69	≤29.67	PASS
	total	2437	27.25	≤29.67	PASS
	Ant1	2462	24.88	≤29.67	PASS
	Ant2	2462	23.71	≤29.67	PASS
	total	2462	27.34	≤29.67	PASS
11N20MIMO	Ant1	2412	19.67	≤29.67	PASS
	Ant2	2412	19.08	≤29.67	PASS
	total	2412	22.40	≤29.67	PASS
	Ant1	2437	22.68	≤29.67	PASS
	Ant2	2437	21.99	≤29.67	PASS
	total	2437	25.36	≤29.67	PASS
	Ant1	2462	20.12	≤29.67	PASS
	Ant2	2462	19.29	≤29.67	PASS
	total	2462	22.74	≤29.67	PASS
11N40MIMO	Ant1	2422	20.72	≤29.67	PASS
	Ant2	2422	20.12	≤29.67	PASS
	total	2422	23.44	≤29.67	PASS
	Ant1	2437	20.21	≤29.67	PASS
	Ant2	2437	19.42	≤29.67	PASS
	total	2437	22.84	≤29.67	PASS
	Ant1	2452	20.11	≤29.67	PASS
	Ant2	2452	19.15	≤29.67	PASS
	total	2452	22.67	≤29.67	PASS
11AX20MIMO	Ant1	2412	18.97	≤29.67	PASS
	Ant2	2412	18.38	≤29.67	PASS
	total	2412	21.70	≤29.67	PASS
	Ant1	2437	23.55	≤29.67	PASS
	Ant2	2437	22.58	≤29.67	PASS
	total	2437	26.10	≤29.67	PASS
	Ant1	2462	19.56	≤29.67	PASS
	Ant2	2462	18.84	≤29.67	PASS
	total	2462	22.23	≤29.67	PASS
11AX40MIM	Ant1	2422	21.23	≤29.67	PASS

O	Ant2	2422	20.29	≤29.67	PASS
	total	2422	23.80	≤29.67	PASS
	Ant1	2437	20.67	≤29.67	PASS
	Ant2	2437	19.83	≤29.67	PASS
	total	2437	23.28	≤29.67	PASS
	Ant1	2452	20.32	≤29.67	PASS
	Ant2	2452	19.29	≤29.67	PASS
	total	2452	22.85	≤29.67	PASS

Note: The results have compensated for the Duty Cycle Correction Factor

3.6 Power Spectral Density

3.6.1 Limit

For digitally modulated systems, the power spectral density conducted from the intentional radiator to the antenna shall not be greater than 8dBm in any 3kHz band during any time interval of continuous transmitting.

3.6.2 Test Procedure

Test Method	
●Conducted Measurement	○Radiated Measurement
Test Channels	
●Lowest, Middle and Highest Channel	○ Lowest and Highest Channel
Environmental conditions	
●Normal	○Normal and Extreme
Note:●:Test ○:No Test	

a) The EUT was directly connected to the tonscend test system and antenna output port as show in the block diagram below.

b) Spectrum analyser settings as following:

Spectrum Parameters	Setting
Span Frequency	1.5 times the DTS bandwidth
RBW	3 kHz
VBW	10 kHz
Detector	Peak
Trace	Max Hold
Sweep Time	Auto

3.6.3 Test Setup

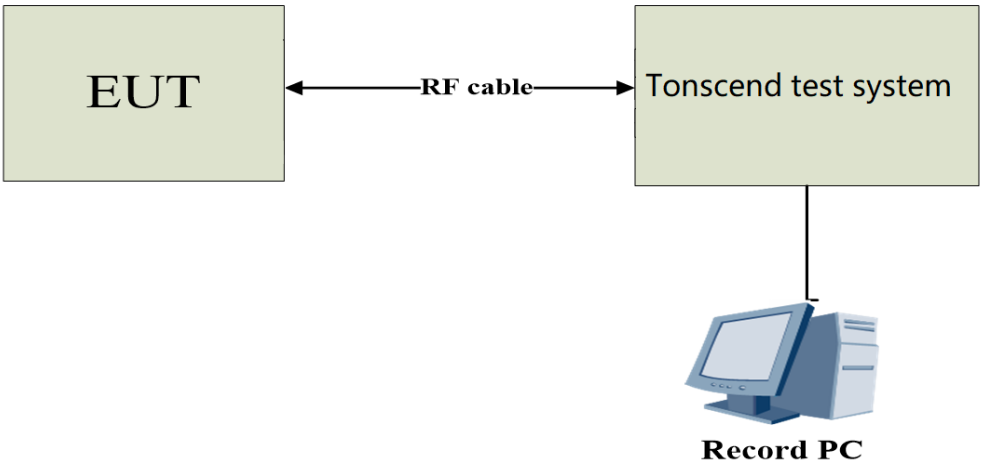

3.6.4 The Result

TestMode	Antenna	Frequency[MHz]	Result[dBm/3-100kHz]	Limit[dBm/3kHz]	Verdict
11B-MIMO	Ant1	2412	0.31	≤7.67	PASS
	Ant2	2412	-0.81	≤7.67	PASS
	total	2412	2.80	≤7.67	PASS
	Ant1	2437	1.99	≤7.67	PASS
	Ant2	2437	1.14	≤7.67	PASS
	total	2437	4.60	≤7.67	PASS
	Ant1	2462	1.22	≤7.67	PASS
	Ant2	2462	0.30	≤7.67	PASS
	total	2462	3.79	≤7.67	PASS
11N20MIMO	Ant1	2412	-3.73	≤7.67	PASS
	Ant2	2412	-5.61	≤7.67	PASS
	total	2412	-1.56	≤7.67	PASS
	Ant1	2437	-1.53	≤7.67	PASS
	Ant2	2437	-3.03	≤7.67	PASS
	total	2437	0.79	≤7.67	PASS
	Ant1	2462	-4.89	≤7.67	PASS
	Ant2	2462	-4.40	≤7.67	PASS
	total	2462	-1.63	≤7.67	PASS
11N40MIMO	Ant1	2422	-6.18	≤7.67	PASS
	Ant2	2422	-7.04	≤7.67	PASS
	total	2422	-3.58	≤7.67	PASS
	Ant1	2437	-6.61	≤7.67	PASS
	Ant2	2437	-7.32	≤7.67	PASS
	total	2437	-3.94	≤7.67	PASS
	Ant1	2452	-7.40	≤7.67	PASS
	Ant2	2452	-8.55	≤7.67	PASS
	total	2452	-4.93	≤7.67	PASS
11AX20MIMO	Ant1	2412	-6.06	≤7.67	PASS
	Ant2	2412	-6.76	≤7.67	PASS
	total	2412	-3.39	≤7.67	PASS
	Ant1	2437	-2.80	≤7.67	PASS
	Ant2	2437	-3.29	≤7.67	PASS
	total	2437	-0.03	≤7.67	PASS
	Ant1	2462	-5.58	≤7.67	PASS
	Ant2	2462	-6.87	≤7.67	PASS
	total	2462	-3.17	≤7.67	PASS
11AX40MIMO	Ant1	2422	-7.41	≤7.67	PASS
	Ant2	2422	-8.42	≤7.67	PASS
	total	2422	-4.88	≤7.67	PASS

	Ant1	2437	-8.54	≤7.68	PASS
	Ant2	2437	-9.42	≤7.68	PASS
	total	2437	-5.95	≤7.68	PASS
	Ant1	2452	-8.10	≤7.68	PASS
	Ant2	2452	-8.75	≤7.68	PASS
	total	2452	-5.40	≤7.68	PASS

Note: The results have compensated for the Duty Cycle Correction Factor

11B-MIMO_Ant1_2412

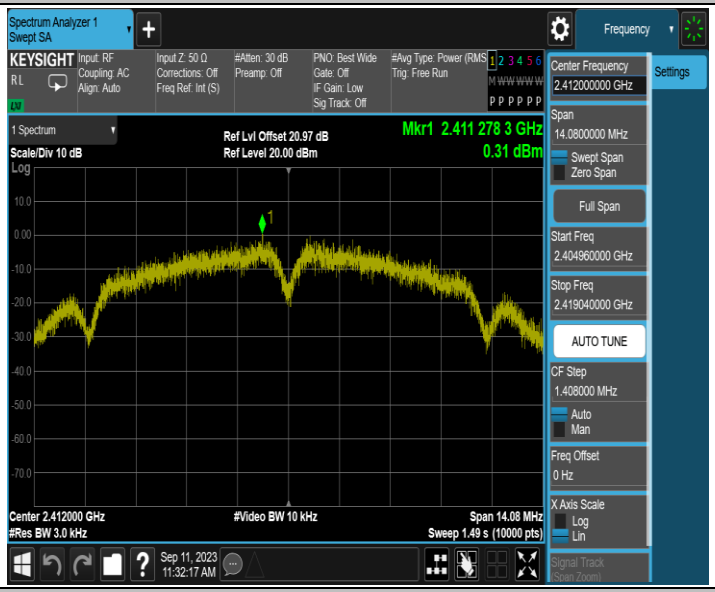

11B-MIMO_Ant2_2412

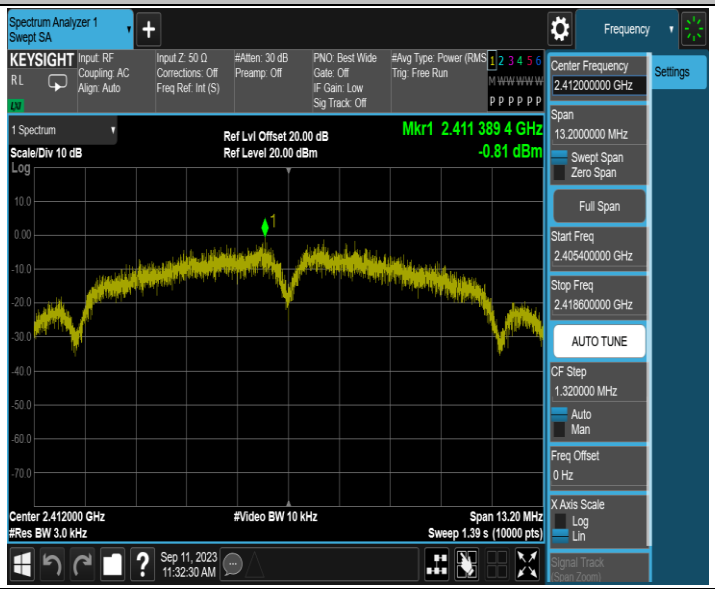

11B-MIMO_Ant1_2437

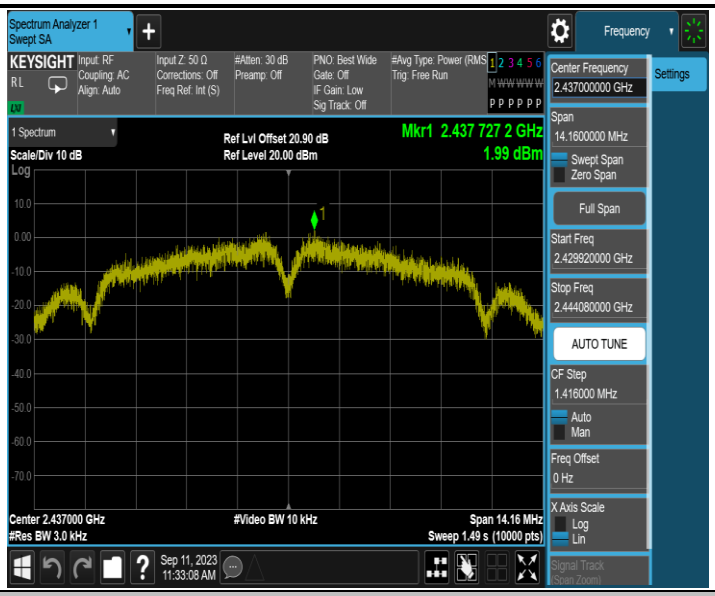

11B-MIMO_Ant2_2437

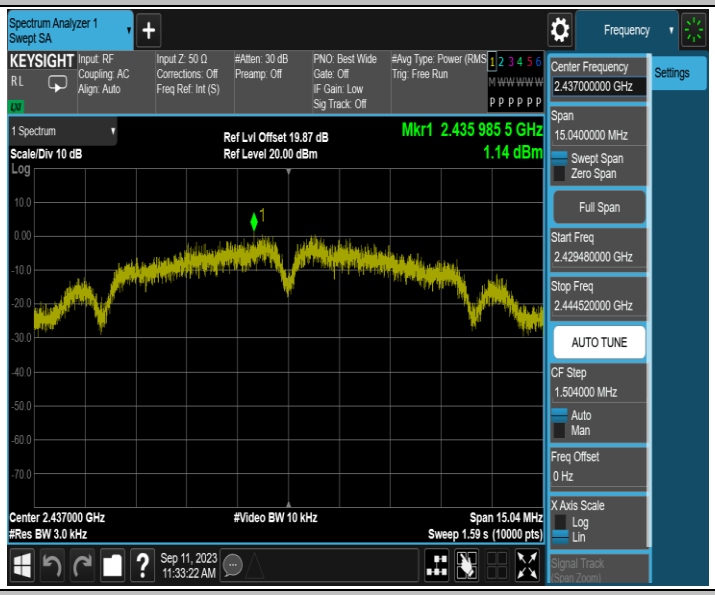

11B-MIMO_Ant1_2462

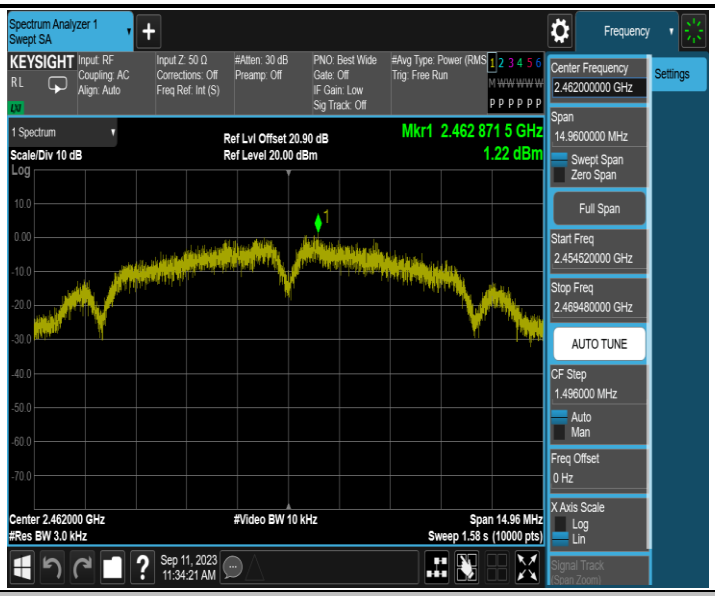

11B-MIMO_Ant2_2462

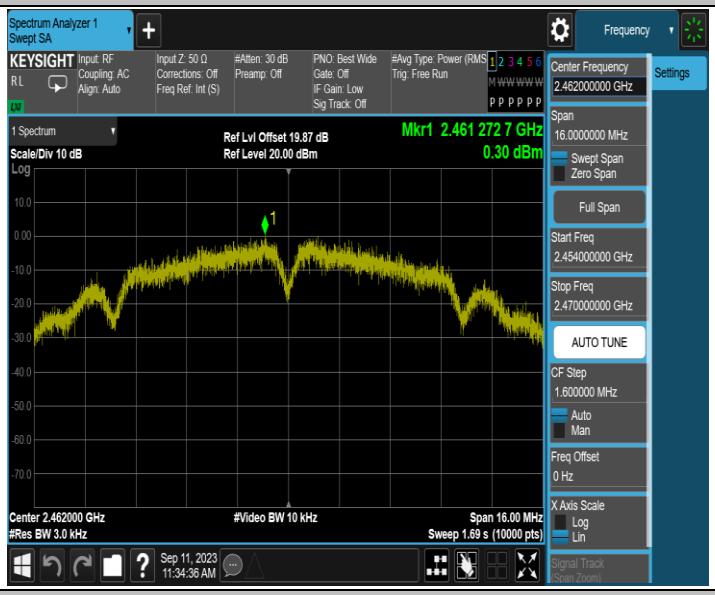

11N20MIMO_Ant1_2412

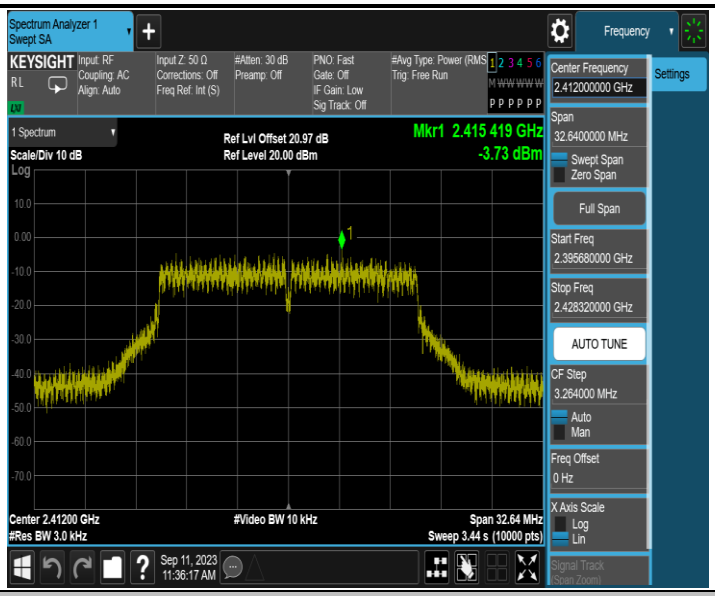

11N20MIMO_Ant2_2412

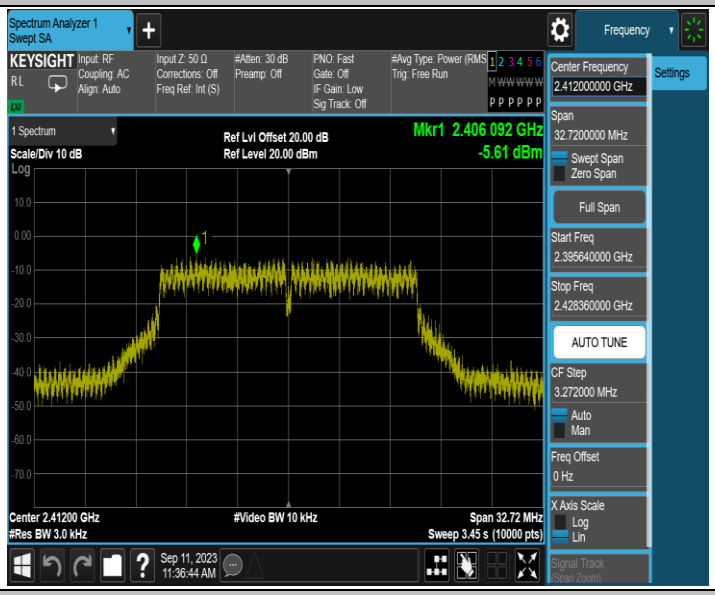

11N20MIMO_Ant1_2437

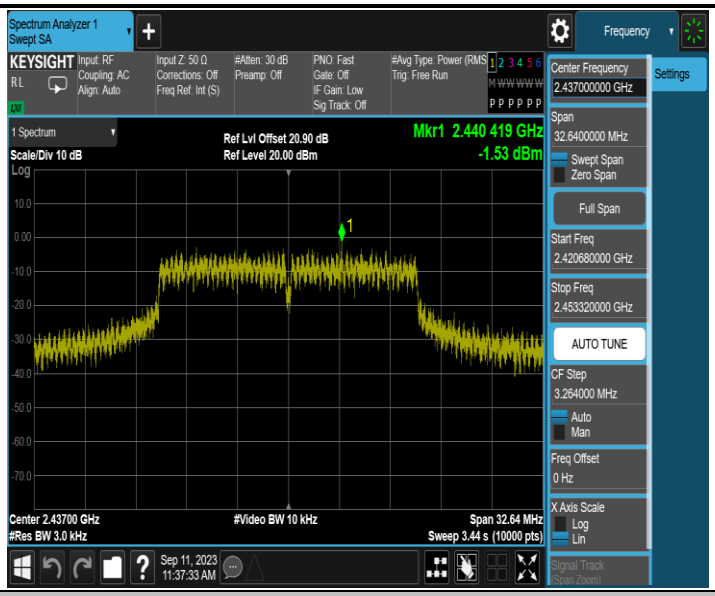

11N20MIMO_Ant2_2437

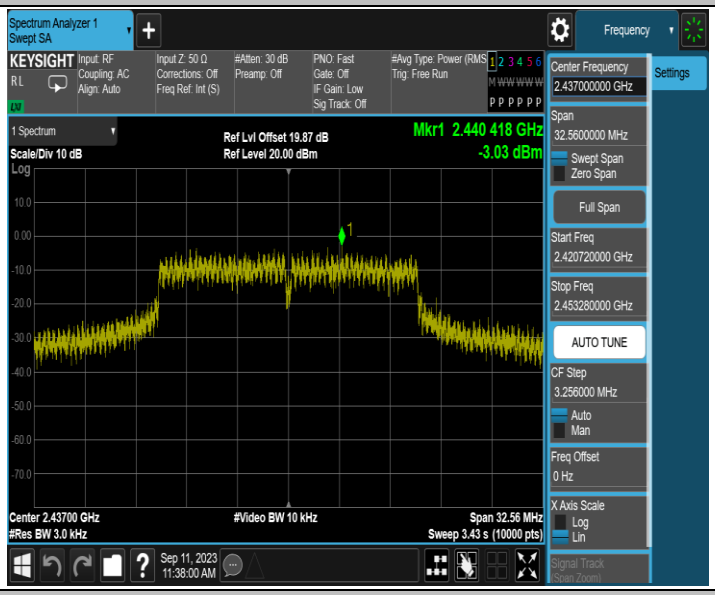

11N20MIMO_Ant1_2462

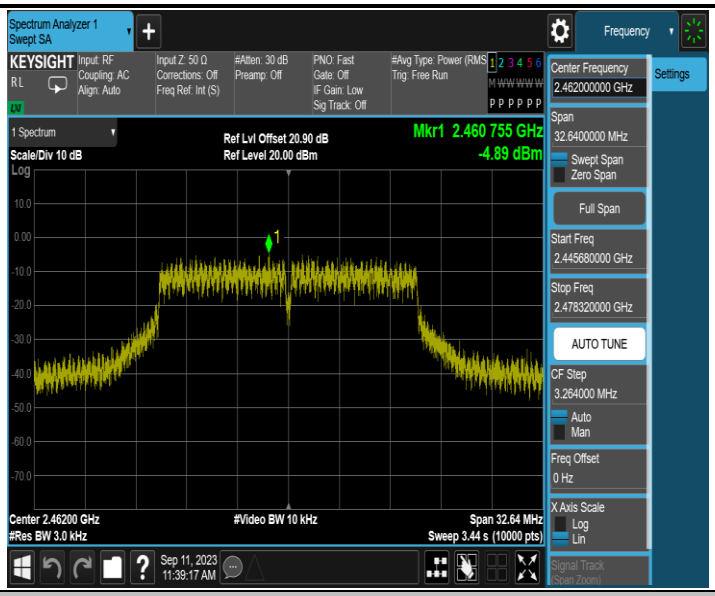

11N20MIMO_Ant2_2462

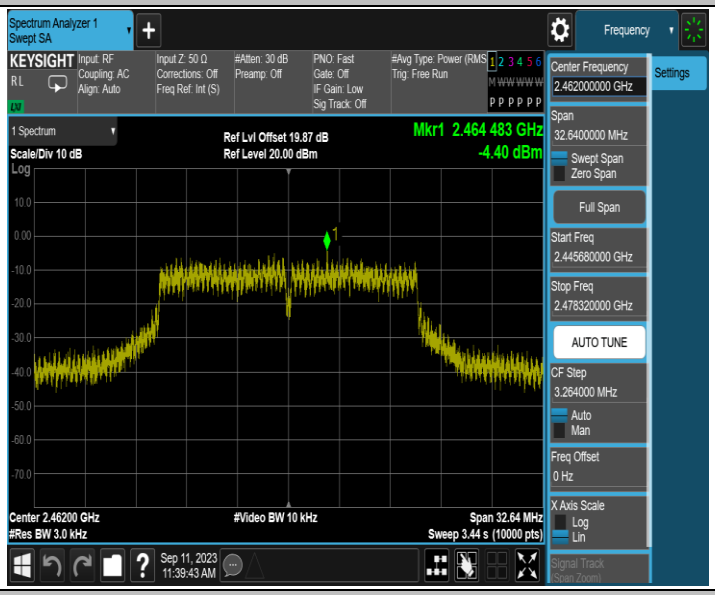

11N40MIMO_Ant1_2422

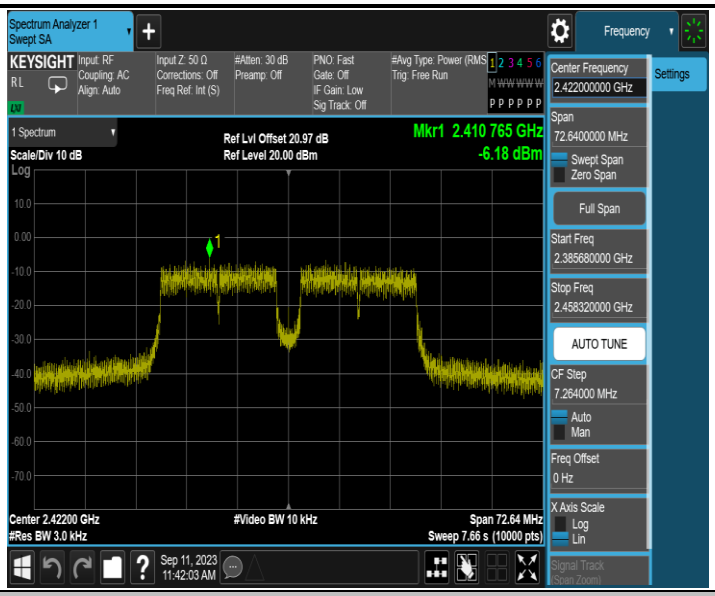

11N40MIMO_Ant2_2422

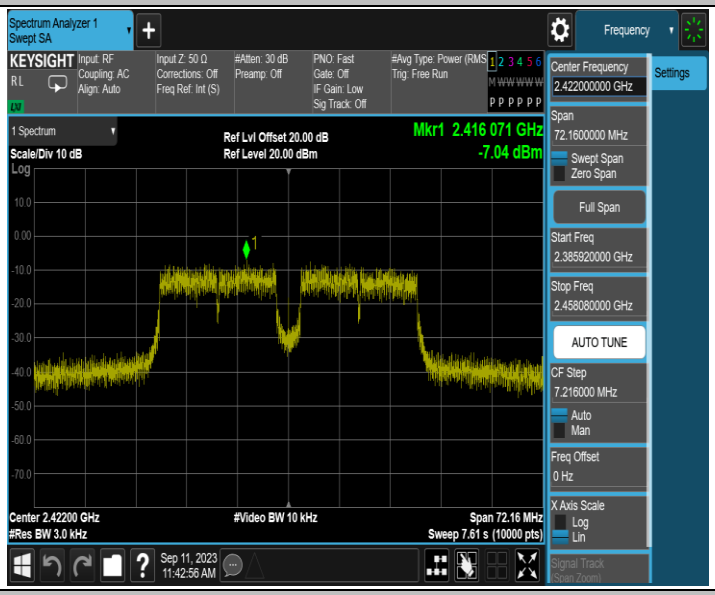

11N40MIMO_Ant1_2437

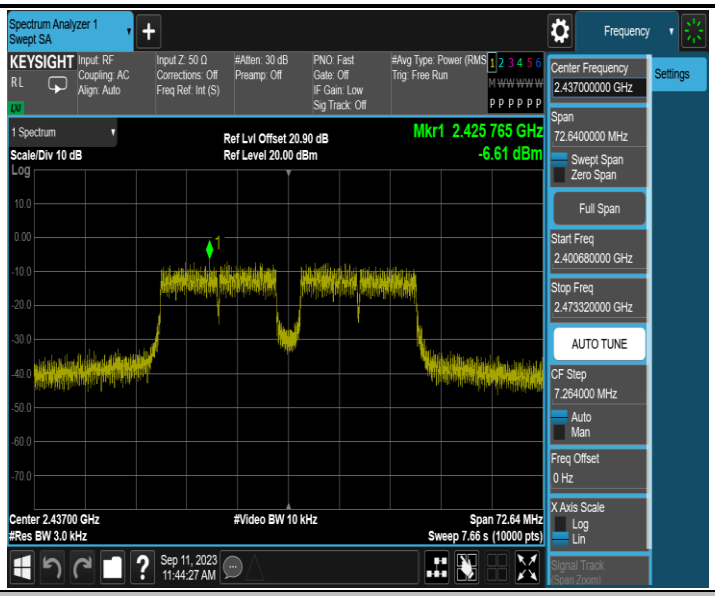

11N40MIMO_Ant2_2437

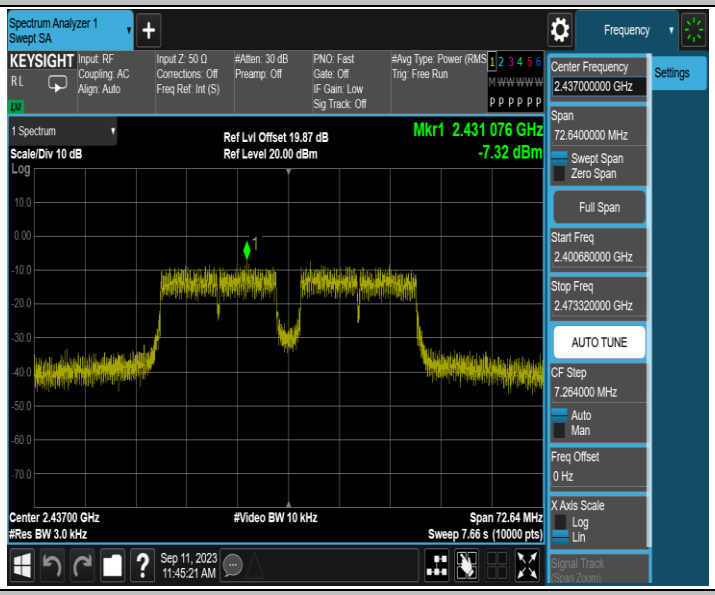

11N40MIMO_Ant1_2452

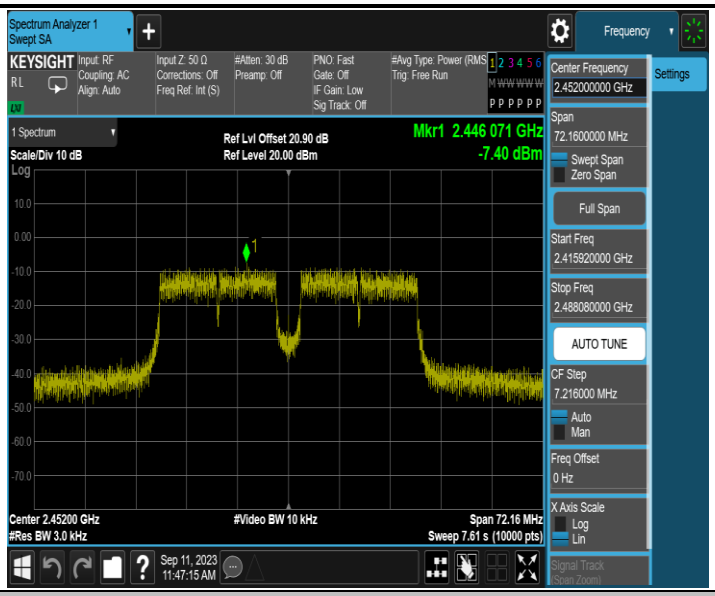

11N40MIMO_Ant2_2452

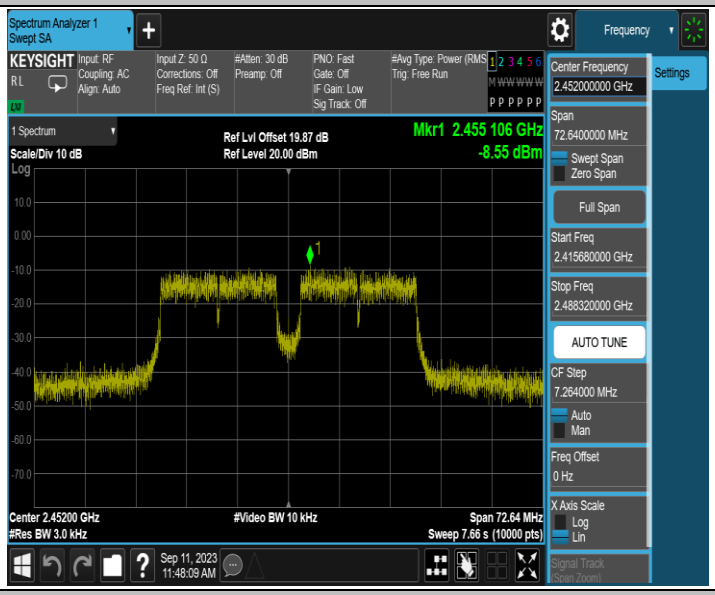

11AX20MIMO_Ant1_2412

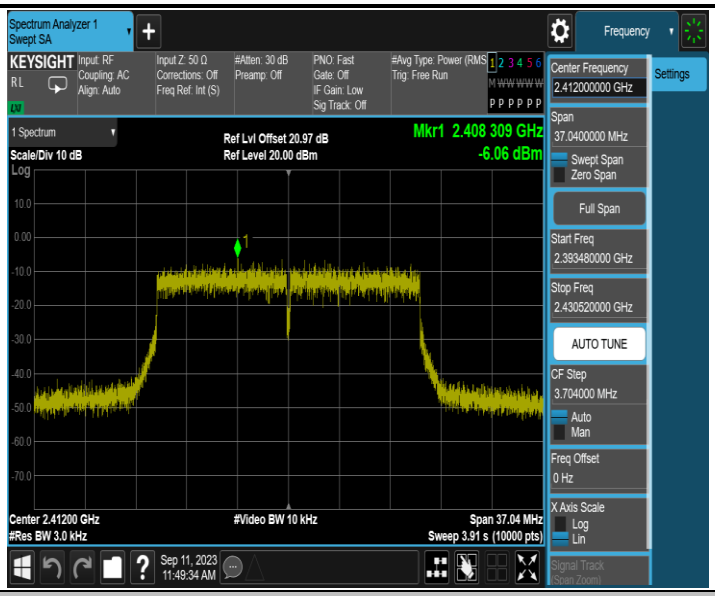

11AX20MIMO_Ant2_2412

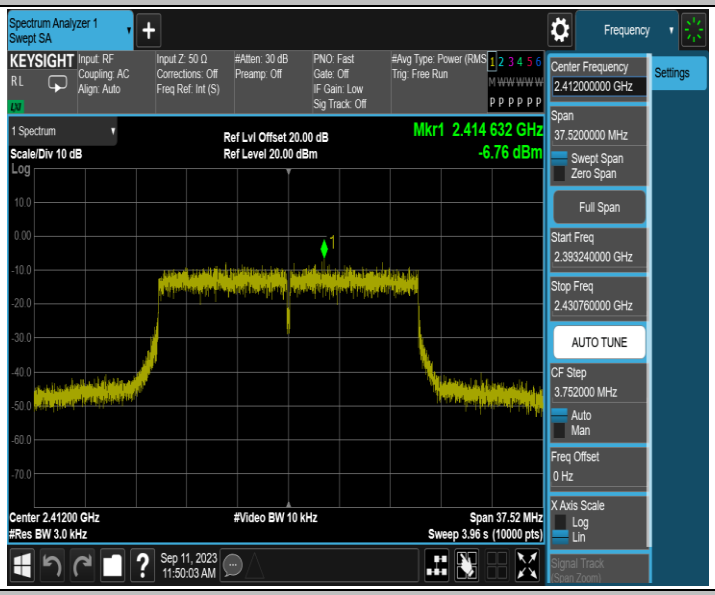

11AX20MIMO_Ant1_2437

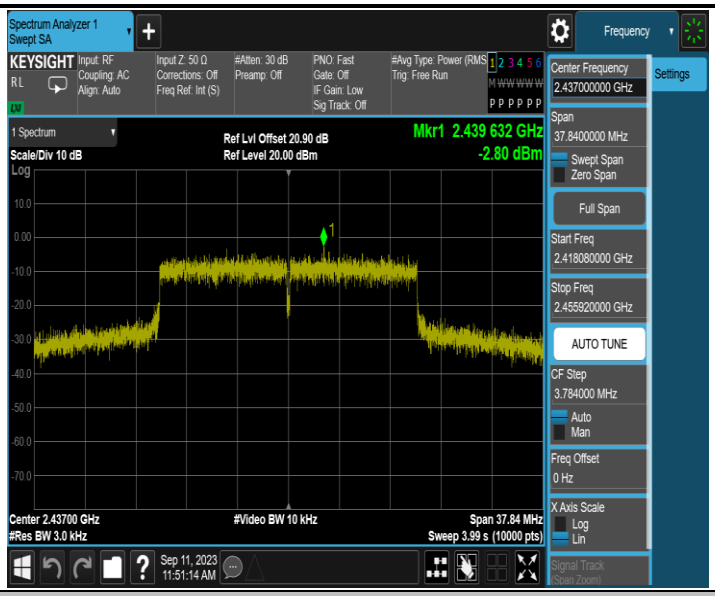

11AX20MIMO_Ant2_2437

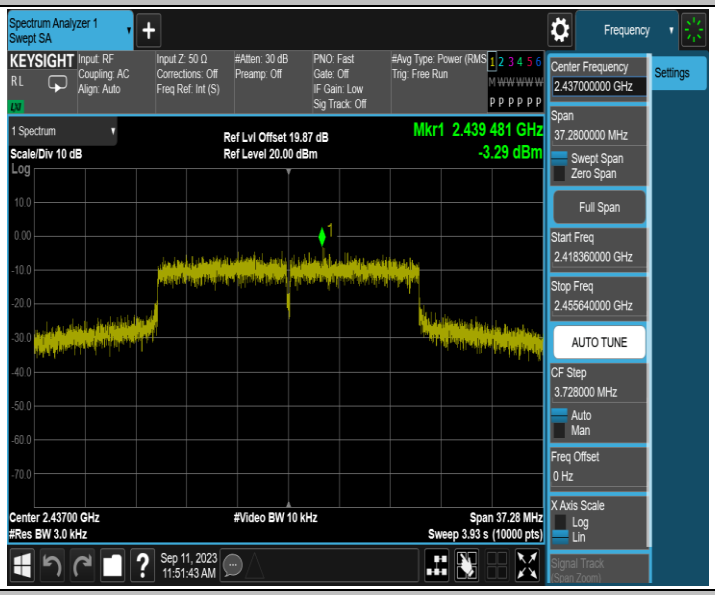

11AX20MIMO_Ant1_2462

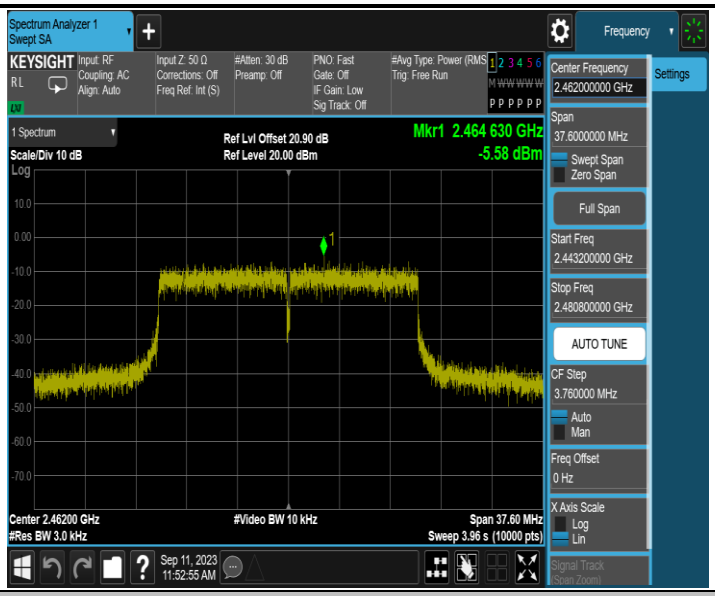

11AX20MIMO_Ant2_2462

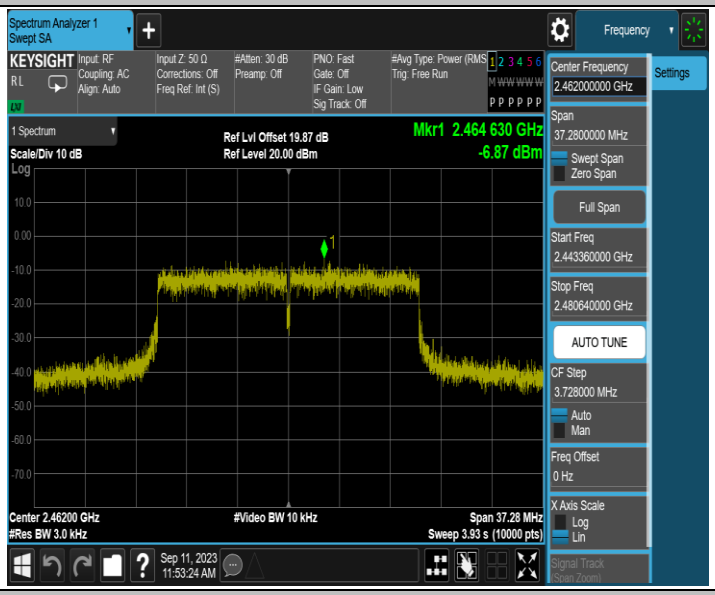

11AX40MIMO_Ant1_2422

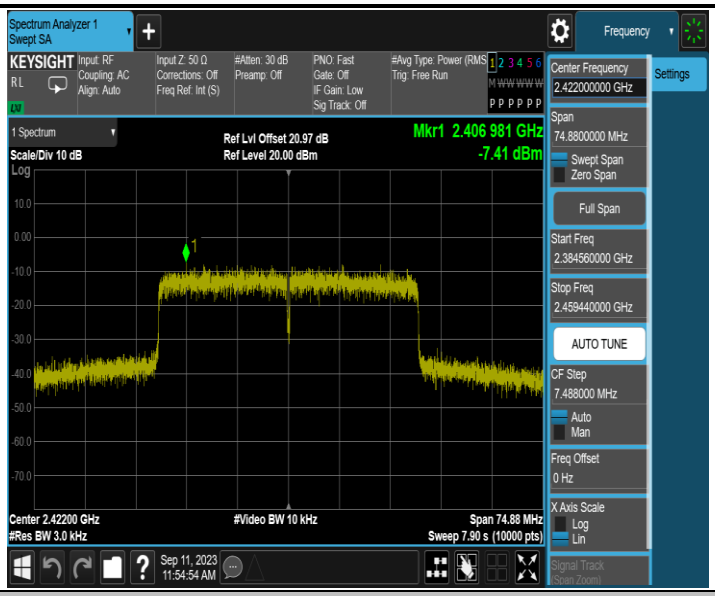

11AX40MIMO_Ant2_2422

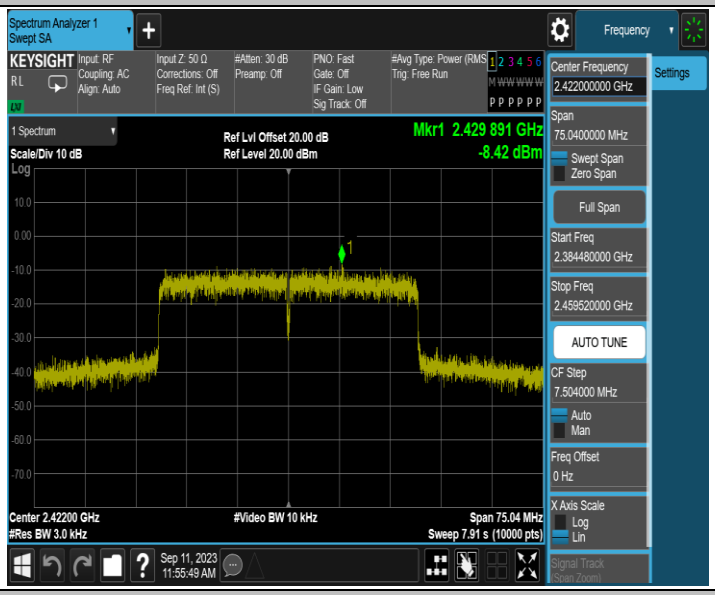

11AX40MIMO_Ant1_2437

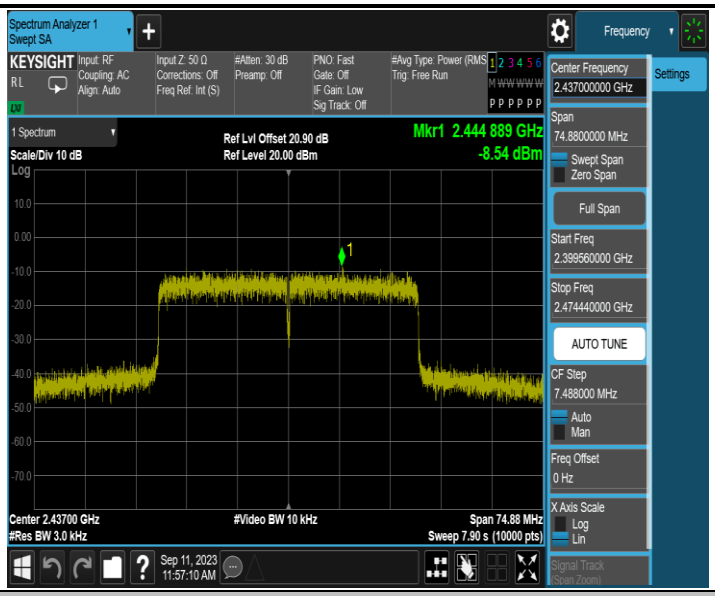

11AX40MIMO_Ant2_2437

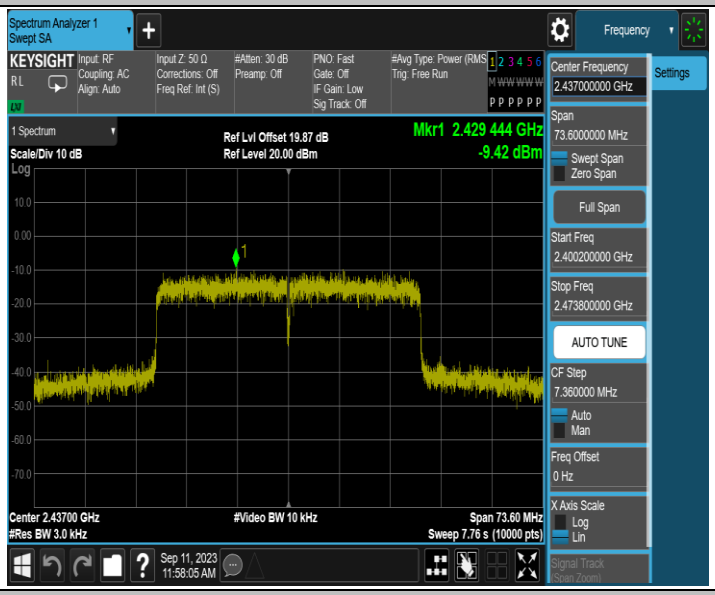

11AX40MIMO_Ant1_2452

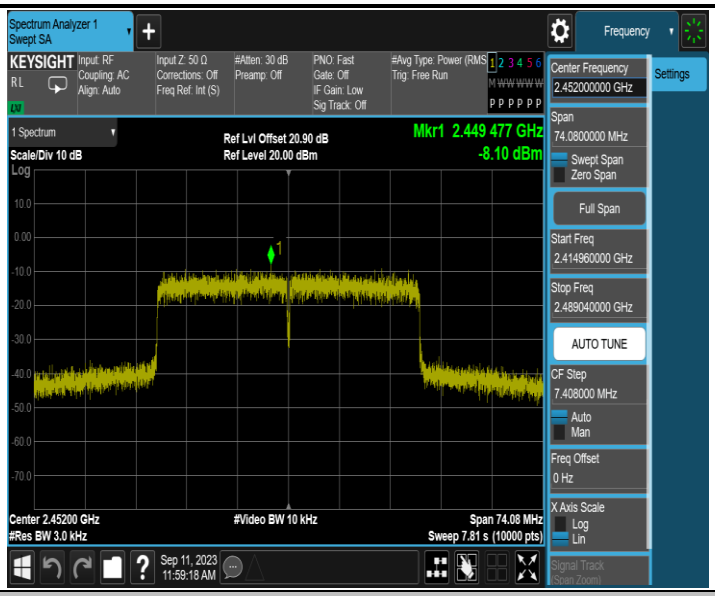

11AX40MIMO_Ant2_2452

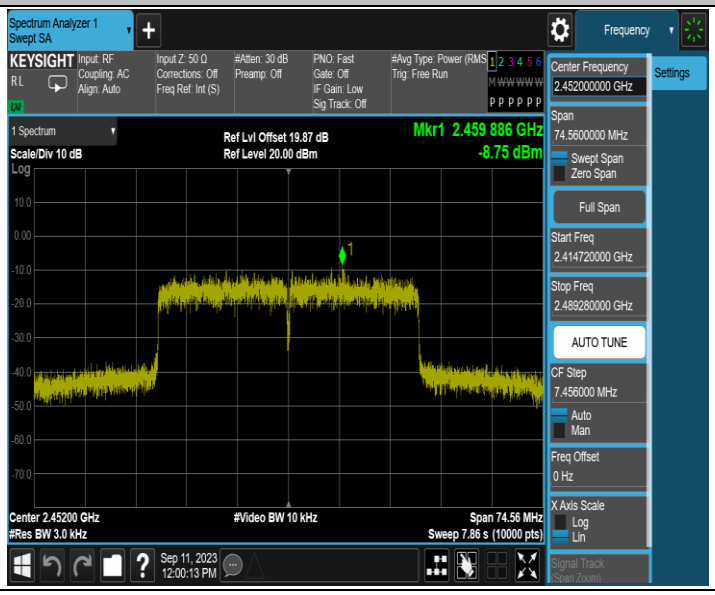

End of Test Report