70mm

100mm

USER MANUAL

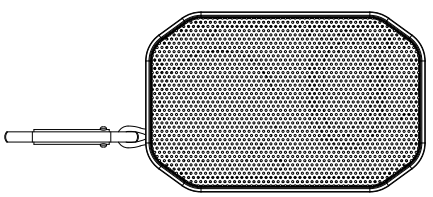

What's in the box?
1. Speaker*1
2. Type-C cable*1

MADE IN CHINA
FCC ID: 2BCGV0024

Overview
1. Next track/Vol+
2. Power button/Play/Pause
3. Bluetooth/Charging LED Indicator
4. Previous track/Vol –
5. Type-C input
6. Magnet
7. Carabiner

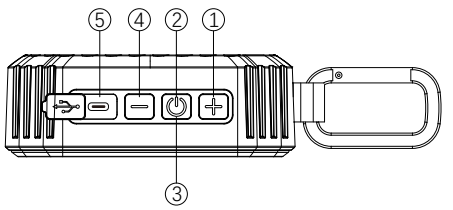

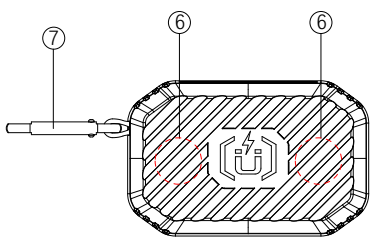

Specifications:
1. Model: SL596
2. Item: 25271
3. Input: DC 5V/1A
4. Speaker output power: 5W
5. Battery capacity: 3.7V/1800mAh, 6.66Wh

Operation Instructions
1. Power On: Long press the power button to turn on the speaker, the LED indicator will flash blue and red, you will hear a tone.
2. Pairing: Once speaker is turned on, open your mobile device, search the wireless devices and select wireless ID '25271', It will pair automatically, the LED indicator will flash blue slowly after paired successfully.
3. Play/Pause : Short press the button to play or pause the music.
4. Next track/Vol+: Short press to next track, long press to increase volume
5. Previous track/Vol -: Short press to last track, long press to decrease volume
6. Power Off: Long press the power button to turn off the speaker.
7. Charging speaker: Use the Type-C cable included to connect the speaker to a qualified adaptor, the charging LED indicator will illuminate red and turn off after fully charged.
8. The speaker will automatically turn off after 3 mins if it not paired and no operation.
9. Magnet: the speaker can be attracted on iron surface with magnet

Caution:
1. Please enjoy music with an appropriate volume, to prevent damage to your hearing and sound system.
2. Please avoid exposure, rain, water droplets, avoid prolonged exposure to high temperature, high humidity environment.
3. During use, please keep away from heat, high pressure, and prevent children from playing with this product.
4. The music volume decreasing, distorting, slowing or stopping mav indicate lowbattery. Please charge.
5. Please use the power which meets the requirements.
6. To avoid damaging the product, do not drop, bump, or apply heavy pressure.

FCC STATEMENT
This device complies with Part 15 of the FCC Rules. Operation is subject to the following two conditions:
(1)This device may not cause harmful interference, and
(2)This device must accept any interference received, including interference that may cause undesired operation.

Warning: Any changes or modifications not expressly approved by the party responsible for compliance could void the user's authority to operate the equipment.

NOTE: This equipment has been tested and found to comply with the limits for a Class B digital device, pursuant to Part 15 of the FCC Rules. These limits are designed to provide reasonable protection against harmful interference in a residential installation.
This equipment generates uses and can radiate radio frequency energy and, if not installed and used in accordance with the instructions, may cause harmful interference to radio communications. However, there is no guarantee that interference will not occur in a particular installation. If this equipment does cause harmful interference to radio or television reception, which can be determined by turning the equipment off and on, the user is encouraged to try to correct the interference by one or more of the following measures:
- Reorient or relocate the receiving antenna.
- Increase the separation between the equipment and receiver.
- Connect the equipment into an outlet on a circuit different from that to which the receiver is connected.
- Consult the dealer or an experienced radio/TV technician for help.

RF Statement
The device has been evaluated to meet general RF exposure requirement. The device can be used in portable exposure condition without restriction.

The Bluetooth word mark and logos are registered trademarks owned by Bluetooth SIG, Inc. and any use of such marks by (ShenZhen SHD Electronic Tech. Co., Ltd.) is under license. Other trademarks and trade names are those of their respective owners.

Bluetooth Listing Declaration ID: D063501