| Mode | 1 | |
|---|---|---|
| | Band Edge | |
| | 2400-2483.5_802.11b_CH1_2412MHz | |
| ANT | CDD 1+2 | |
| Pol. | Horizontal | Fundamental |
| Peak | 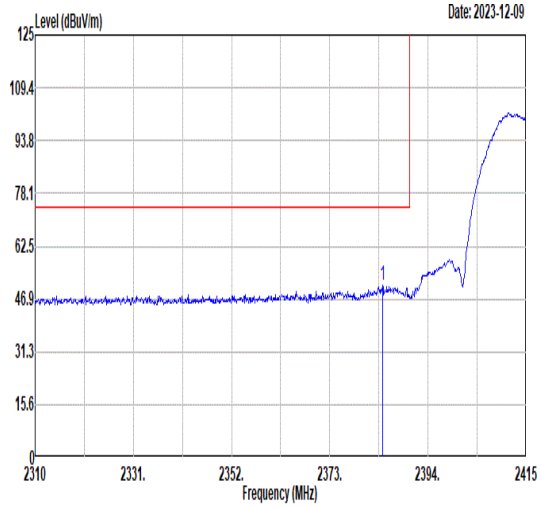 <br>Freq Level Limit Line Margin Read Level Ant Factor Cable Loss Preamp Factor APos TPos Remark<br>MHz dBuV/m dBuV/m dB dBuV dB/m dB dB cm deg<br>1 2384.34 51.15 74.00 -22.85 43.24 32.25 7.74 32.08 397 281 Peak | 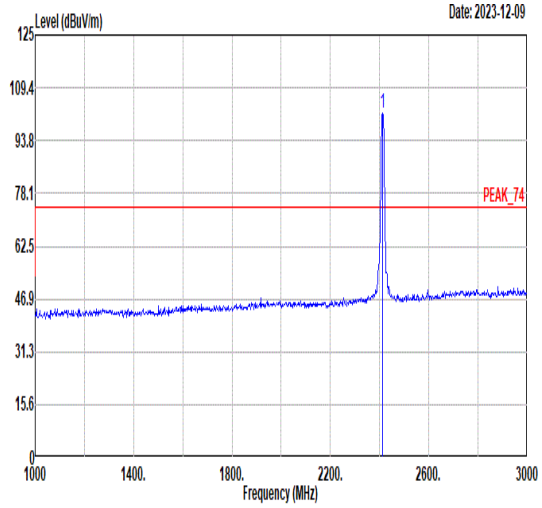 <br>Freq Level Limit Line Margin Read Level Ant Factor Cable Loss Preamp Factor APos TPos Remark<br>MHz dBuV/m dBuV/m dB dBuV dB/m dB dB cm deg<br>1 2412.00 101.85 ------ ------ 93.81 32.31 7.81 32.08 397 281 Peak |
| Avg | 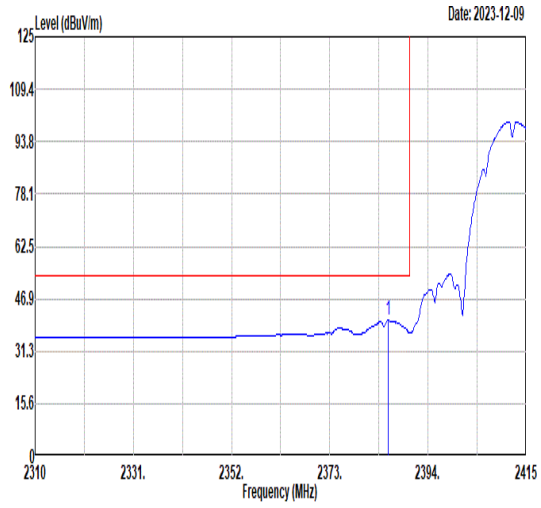 <br>Freq Level Limit Line Margin Read Level Ant Factor Cable Loss Preamp Factor APos TPos Remark<br>MHz dBuV/m dBuV/m dB dBuV dB/m dB dB cm deg<br>1 2385.50 40.40 54.00 -13.60 32.48 32.25 7.75 32.08 397 281 Average | 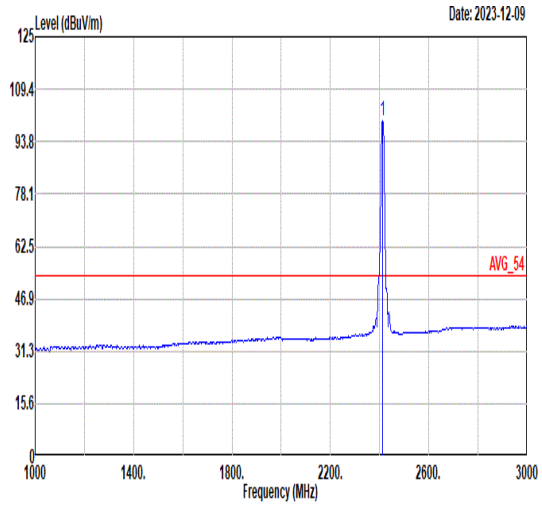 <br>Freq Level Limit Line Margin Read Level Ant Factor Cable Loss Preamp Factor APos TPos Remark<br>MHz dBuV/m dBuV/m dB dBuV dB/m dB dB cm deg<br>1 2412.00 99.96 ------ ------ 91.92 32.31 7.81 32.08 397 281 Average |

| Mode | 1 | |
|---|---|---|
| | Band Edge | |
| | 2400-2483.5_802.11b_CH1_2412MHz | |
| ANT | CDD 1+2 | |
| Pol. | Vertical | Fundamental |
| Peak | 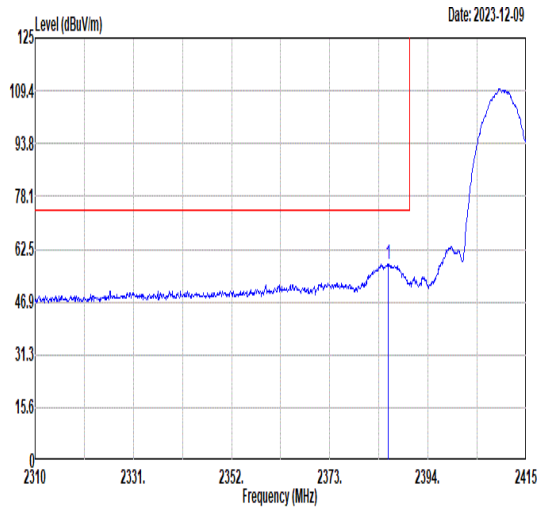 <br>Freq Level Limit Line Margin Read Level Ant Factor Cable Loss Preamp Factor APos TPos Remark<br>MHz dBuV/m dBuV/m dB dBuV dB/m dB dB cm deg<br>1 2385.50 58.07 74.00 -15.93 50.15 32.25 7.75 32.08 179 263 Peak | 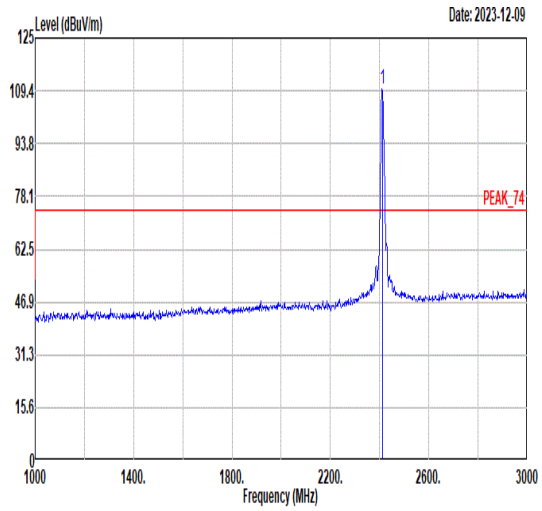 <br>Freq Level Limit Line Margin Read Level Ant Factor Cable Loss Preamp Factor APos TPos Remark<br>MHz dBuV/m dBuV/m dB dBuV dB/m dB dB cm deg<br>1 2412.00 109.96 ------ ------ 101.92 32.31 7.81 32.08 179 263 Peak |
| Avg | 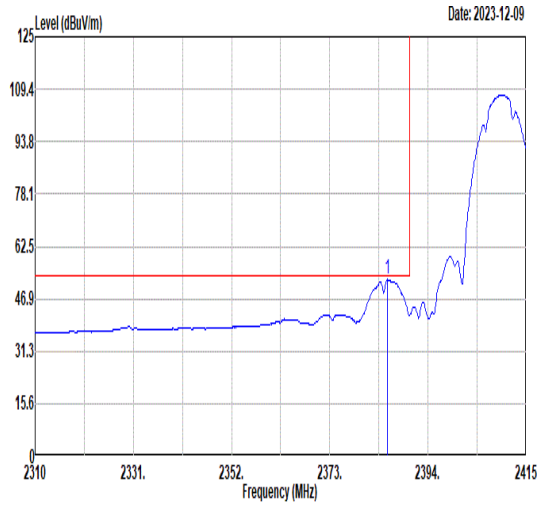 <br>Freq Level Limit Line Margin Read Level Ant Factor Cable Loss Preamp Factor APos TPos Remark<br>MHz dBuV/m dBuV/m dB dBuV dB/m dB dB cm deg<br>1 2385.29 52.63 54.00 -1.37 44.71 32.25 7.75 32.08 179 263 Average | 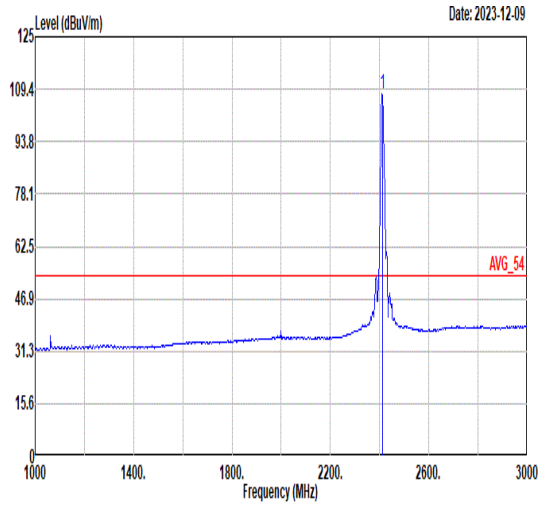 <br>Freq Level Limit Line Margin Read Level Ant Factor Cable Loss Preamp Factor APos TPos Remark<br>MHz dBuV/m dBuV/m dB dBuV dB/m dB dB cm deg<br>1 2412.00 107.96 ------ ------ 99.92 32.31 7.81 32.08 179 263 Average |

| Mode | 1 | |
|---|---|---|
| | Harmonic | |
| | 2400-2483.5_802.11b_CH1_2412MHz | |
| ANT | CDD 1+2 | |
| Pol. | Horizontal | Vertical |
| Peak<br>Avg | 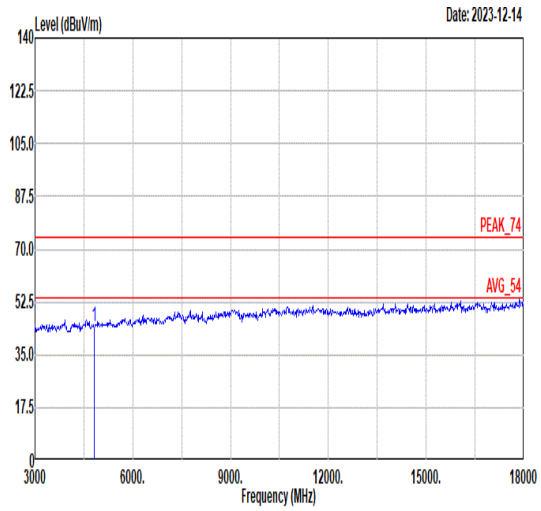 <br><br>Freq Level Limit Line Margin Read Level Ant Factor Cable Loss Preamp Factor APos TPos Remark<br>MHz dBuV/m dBuV/m dB dBuV dB/m dB dB cm deg<br>1 4824.00 44.24 74.00 -29.76 49.90 34.83 11.08 51.57 -- -- Peak | 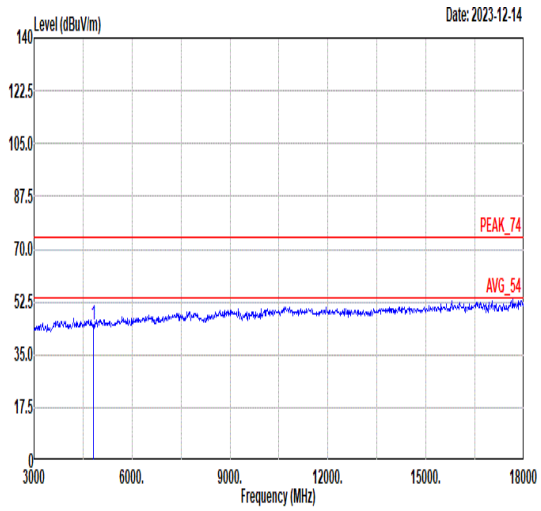 <br><br>Freq Level Limit Line Margin Read Level Ant Factor Cable Loss Preamp Factor APos TPos Remark<br>MHz dBuV/m dBuV/m dB dBuV dB/m dB dB cm deg<br>1 4824.00 45.07 74.00 -28.93 50.73 34.83 11.08 51.57 -- -- Peak |

| Mode | 2 | |
|---|---|---|
| | Band Edge - L | |
| | 2400-2483.5_802.11b_CH6_2437MHz | |
| ANT | CDD 1+2 | |
| Pol. | Horizontal | Fundamental |
| Peak | 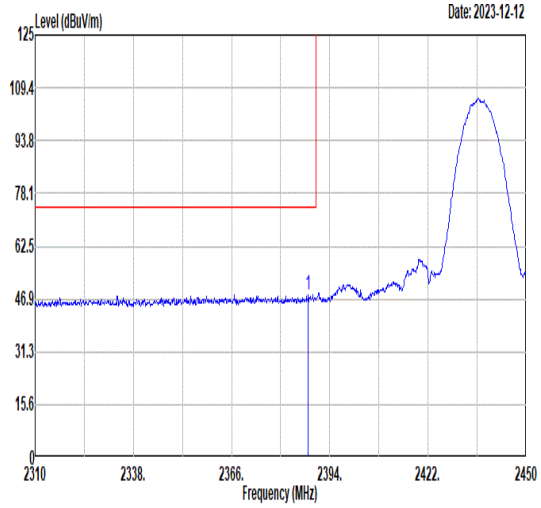 <br>Freq Level Limit Line Margin Read Level Ant Factor Cable Loss Preamp Factor APos TPos Remark<br>1 2387.84 48.17 74.00 -25.83 40.25 32.25 7.75 32.08 100 268 Peak | 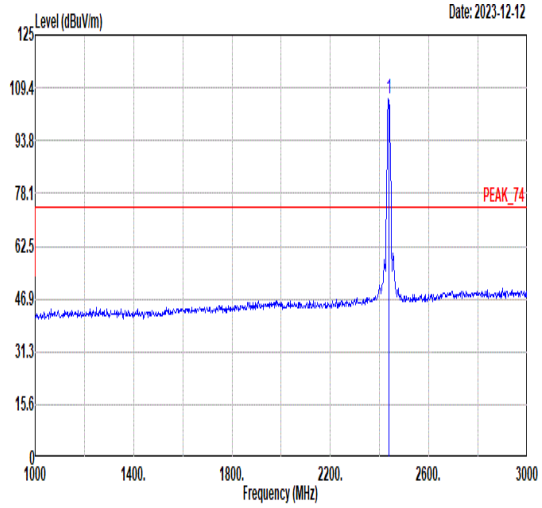 <br>Freq Level Limit Line Margin Read Level Ant Factor Cable Loss Preamp Factor APos TPos Remark<br>1 2437.00 106.36 ------ ------ 98.26 32.36 7.83 32.09 100 268 Peak |
| Avg | 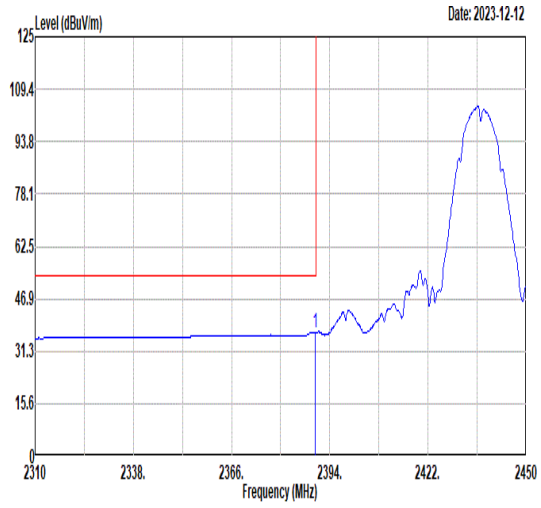 <br>Freq Level Limit Line Margin Read Level Ant Factor Cable Loss Preamp Factor APos TPos Remark<br>1 2389.94 36.83 54.00 -17.17 28.89 32.26 7.76 32.08 100 268 Average | 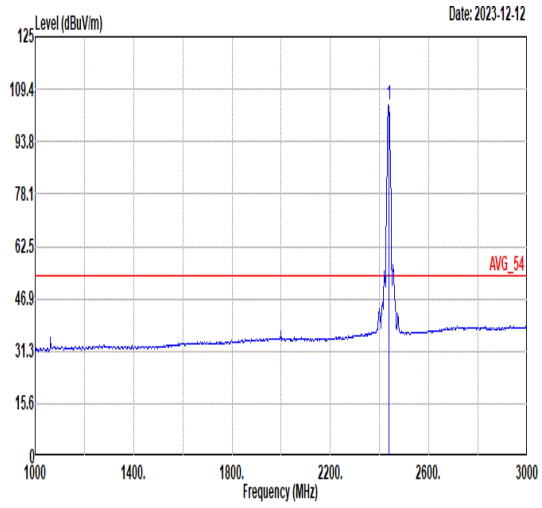 <br>Freq Level Limit Line Margin Read Level Ant Factor Cable Loss Preamp Factor APos TPos Remark<br>1 2437.00 104.58 ------ ------ 96.48 32.36 7.83 32.09 100 268 Average |

| Mode | 2 | |
|---|---|---|
| | Band Edge - R | |
| | 2400-2483.5_802.11b_CH6_2437MHz | |
| ANT | CDD 1+2 | |
| Pol. | Horizontal | Fundamental |
| Peak | 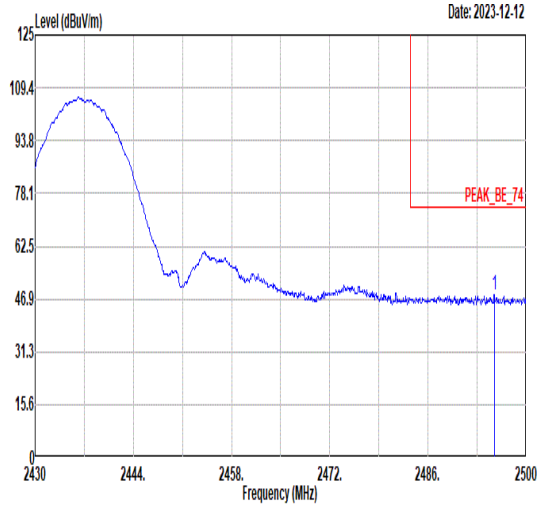 <br>Freq Level Limit Line Margin Read Level Ant Factor Cable Loss Preamp Factor APos TPos Remark<br>MHz dBuV/m dBuV/m dB dBuV dB/m dB dB cm deg<br>1 2495.45 48.03 74.00 -25.97 39.75 32.49 7.89 32.10 100 268 Peak | Blank |
| Avg | 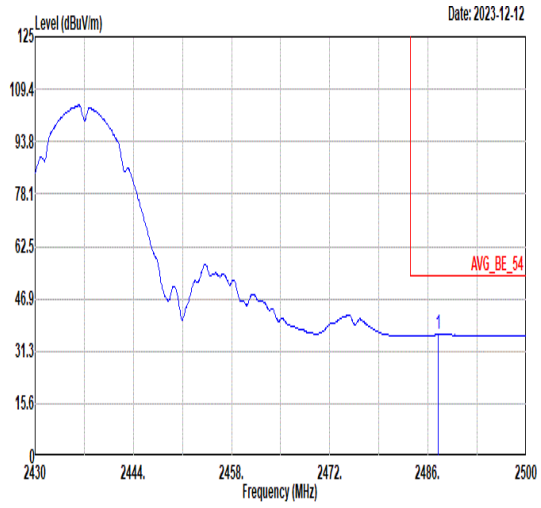 <br>Freq Level Limit Line Margin Read Level Ant Factor Cable Loss Preamp Factor APos TPos Remark<br>MHz dBuV/m dBuV/m dB dBuV dB/m dB dB cm deg<br>1 2487.47 36.24 54.00 -17.76 27.99 32.47 7.88 32.10 100 268 Average | Blank |

| Mode | 2 | |
|---|---|---|
| | Band Edge - L | |
| | 2400-2483.5_802.11b_CH6_2437MHz | |
| ANT | CDD 1+2 | |
| Pol. | Vertical | Fundamental |
| Peak | 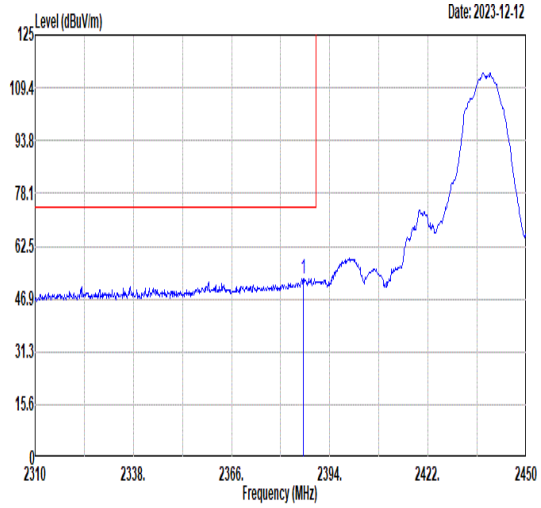 <br>Freq Level Limit Line Margin Read Level Ant Factor Cable Loss Preamp Factor APos TPos Remark<br>MHz dBuV/m dBuV/m dB dBuV dB/m dB dB cm deg<br>1 2386.44 52.87 74.00 -21.13 44.95 32.25 7.75 32.08 143 260 Peak | 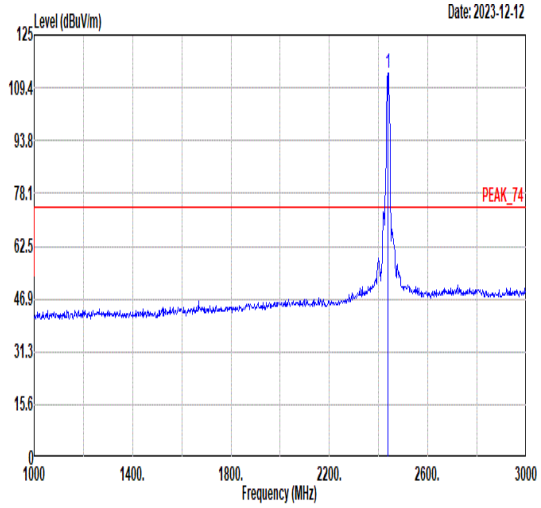 <br>Freq Level Limit Line Margin Read Level Ant Factor Cable Loss Preamp Factor APos TPos Remark<br>MHz dBuV/m dBuV/m dB dBuV dB/m dB dB cm deg<br>1 2437.00 113.65 ------ ------ 105.55 32.36 7.83 32.09 143 260 Peak |
| Avg | 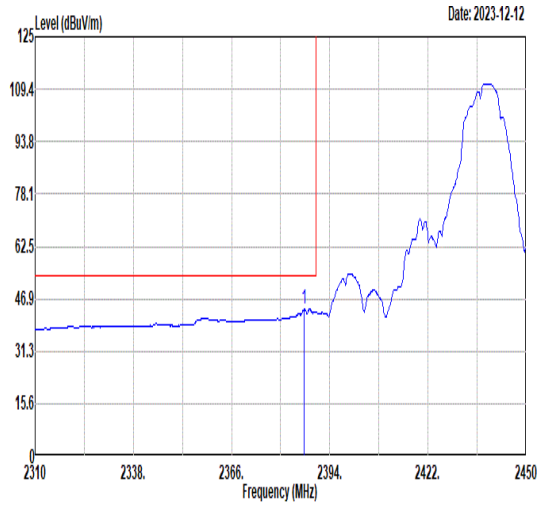 <br>Freq Level Limit Line Margin Read Level Ant Factor Cable Loss Preamp Factor APos TPos Remark<br>MHz dBuV/m dBuV/m dB dBuV dB/m dB dB cm deg<br>1 2386.72 43.78 54.00 -10.22 35.86 32.25 7.75 32.08 143 260 Average | 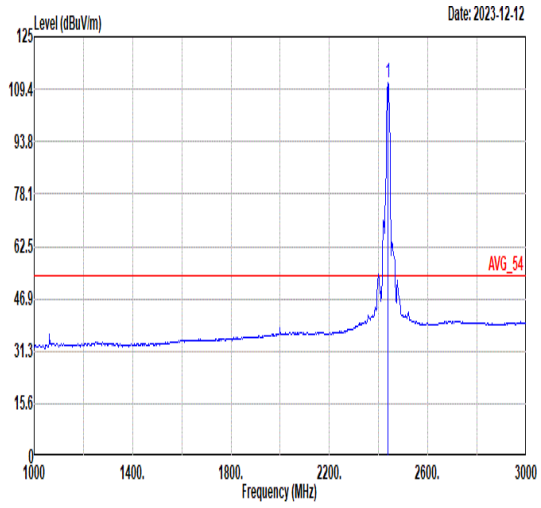 <br>Freq Level Limit Line Margin Read Level Ant Factor Cable Loss Preamp Factor APos TPos Remark<br>MHz dBuV/m dBuV/m dB dBuV dB/m dB dB cm deg<br>1 2437.00 111.11 ------ ------ 103.01 32.36 7.83 32.09 143 260 Average |

| Mode | 2 | |
|---|---|---|
| | Band Edge - R | |
| | 2400-2483.5_802.11b_CH6_2437MHz | |
| ANT | CDD 1+2 | |
| Pol. | Vertical | Fundamental |
| Peak | 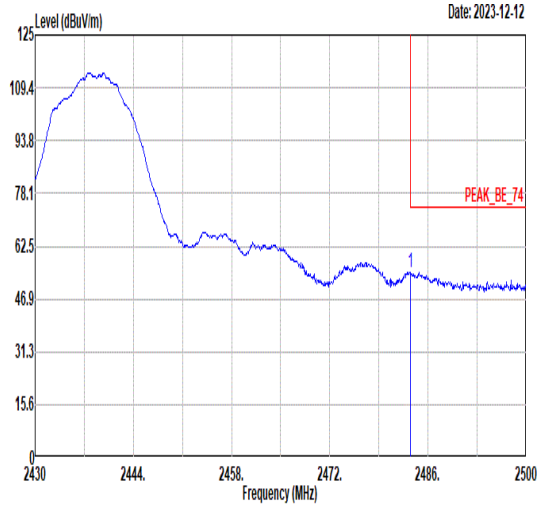 <br>Freq Level Limit Line Margin Read Level Ant Factor Cable Loss Preamp Factor APos TPos Remark<br>MHz dBuV/m dBuV/m dB dBuV dB/m dB dB cm deg<br>1 2483.50 54.83 74.00 -19.17 46.59 32.46 7.88 32.10 143 260 Peak | Blank |
| Avg | 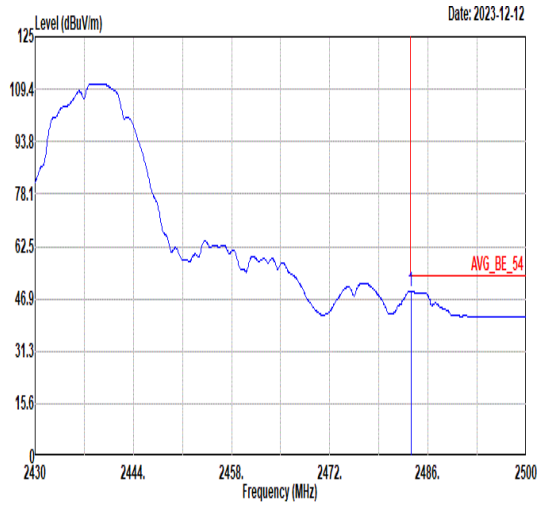 <br>Freq Level Limit Line Margin Read Level Ant Factor Cable Loss Preamp Factor APos TPos Remark<br>MHz dBuV/m dBuV/m dB dBuV dB/m dB dB cm deg<br>1 2483.55 49.23 54.00 -4.77 40.99 32.46 7.88 32.10 143 260 Average | Blank |

| Mode | 2 | |
|---|---|---|
| | Harmonic | |
| | 2400-2483.5_802.11b_CH6_2437MHz | |
| ANT | CDD 1+2 | |
| Pol. | Horizontal | Vertical |
| Peak<br>Avg | 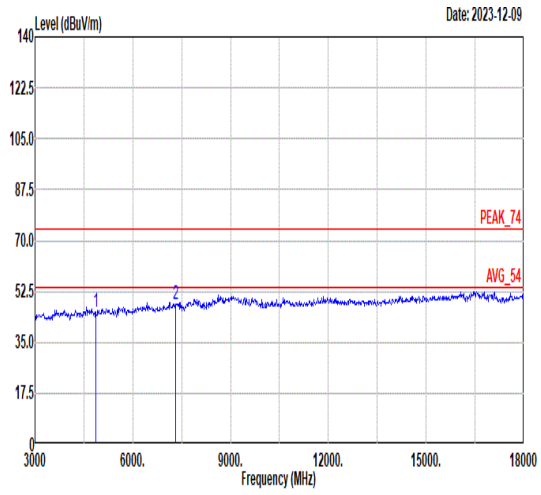 <br><br>Freq Level Limit Line Margin Read Level Ant Factor Cable Loss Preamp Factor APos TPos Remark<br>MHz dBuV/m dBuV/m dB dBuV dB/m dB dB cm deg<br>1 4874.00 45.51 74.00 -28.49 51.11 34.85 11.10 51.55 -- -- Peak<br>2 7311.00 48.20 74.00 -25.80 49.96 36.32 13.08 51.16 -- -- Peak | 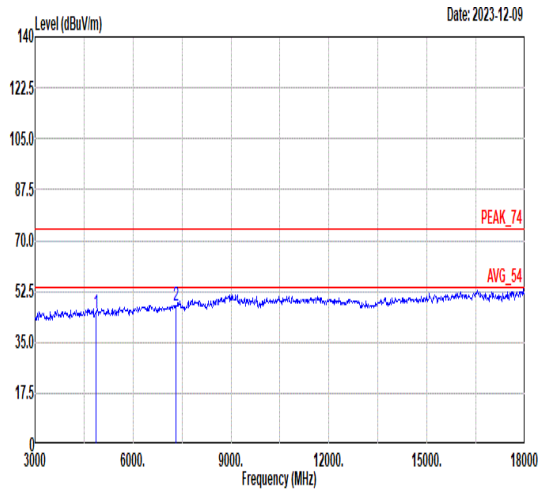 <br><br>Freq Level Limit Line Margin Read Level Ant Factor Cable Loss Preamp Factor APos TPos Remark<br>MHz dBuV/m dBuV/m dB dBuV dB/m dB dB cm deg<br>1 4874.00 44.93 74.00 -29.07 50.53 34.85 11.10 51.55 -- -- Peak<br>2 7311.00 47.35 74.00 -26.65 49.11 36.32 13.08 51.16 -- -- Peak |

| Mode | 3 | |
|---|---|---|
| | Band Edge | |
| | 2400-2483.5_802.11b_CH11_2462MHz | |
| ANT | CDD 1+2 | |
| Pol. | Horizontal | Fundamental |
| Peak | 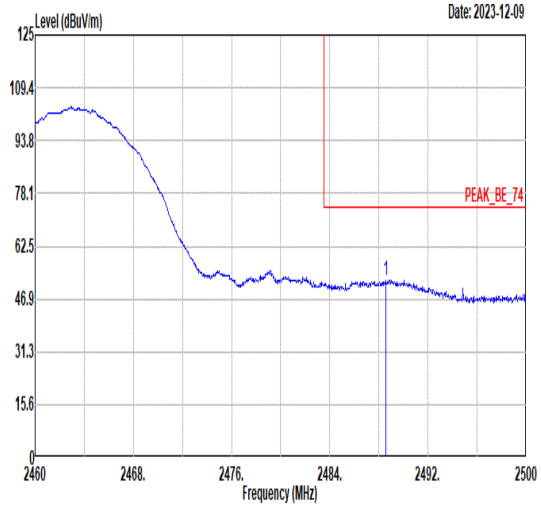 <br>Freq Level Limit Line Margin Read Level Ant Factor Cable Loss Preamp Factor APos TPos Remark<br>MHz dBuV/m dBuV/m dB dBuV dB/m dB dB cm deg<br>1 2488.56 52.34 74.00 -21.66 44.09 32.47 7.88 32.10 379 284 Peak | 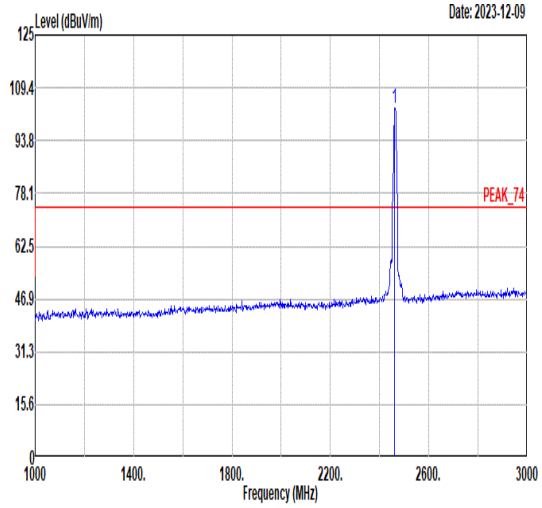 <br>Freq Level Limit Line Margin Read Level Ant Factor Cable Loss Preamp Factor APos TPos Remark<br>MHz dBuV/m dBuV/m dB dBuV dB/m dB dB cm deg<br>1 2462.00 103.47 ------ ------ 95.28 32.42 7.86 32.09 379 284 Peak |
| Avg | 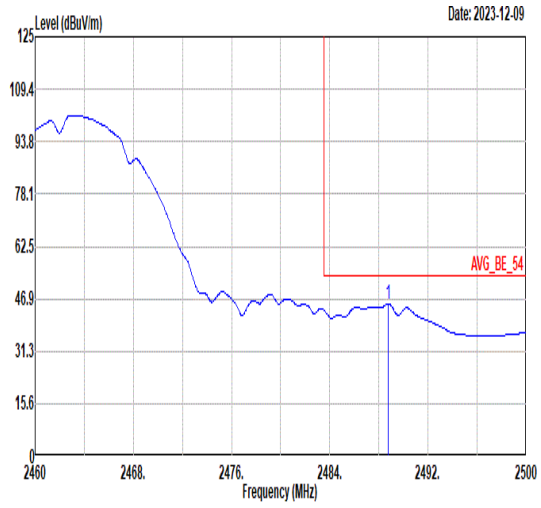 <br>Freq Level Limit Line Margin Read Level Ant Factor Cable Loss Preamp Factor APos TPos Remark<br>MHz dBuV/m dBuV/m dB dBuV dB/m dB dB cm deg<br>1 2488.76 45.43 54.00 -8.57 37.17 32.48 7.88 32.10 379 284 Average | 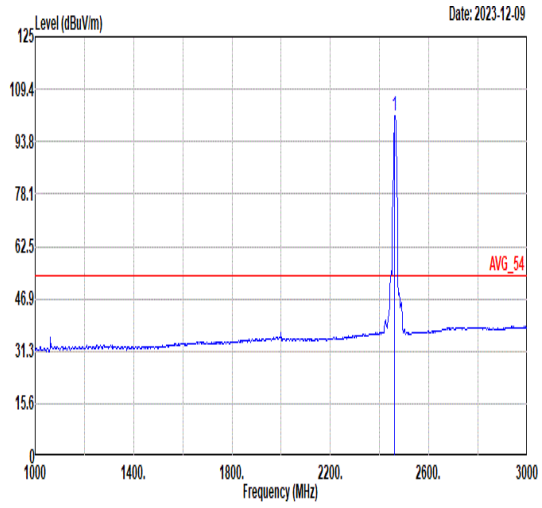 <br>Freq Level Limit Line Margin Read Level Ant Factor Cable Loss Preamp Factor APos TPos Remark<br>MHz dBuV/m dBuV/m dB dBuV dB/m dB dB cm deg<br>1 2462.00 101.46 ------ ------ 93.27 32.42 7.86 32.09 379 284 Average |

| Mode | 3 | |
|---|---|---|
| | Band Edge | |
| | 2400-2483.5_802.11b_CH11_2462MHz | |
| ANT | CDD 1+2 | |
| Pol. | Vertical | Fundamental |
| Peak | 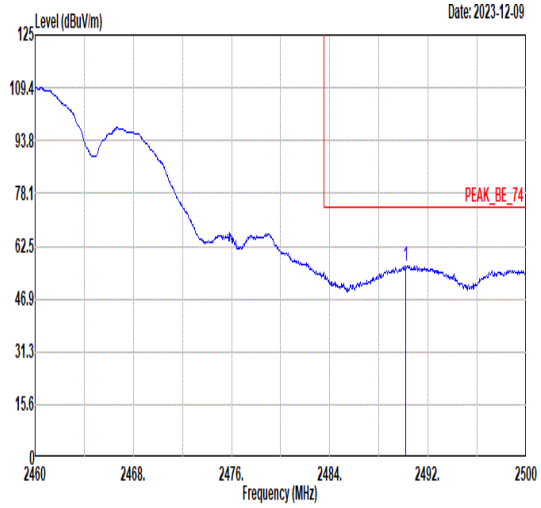 <br>Freq Level Limit Line Margin Read Level Ant Factor Cable Loss Preamp Factor APos TPos Remark<br>MHz dBuV/m dBuV/m dB dBuV dB/m dB dB cm deg<br>1 2490.20 56.63 74.00 -17.37 48.37 32.48 7.88 32.10 248 251 Peak | 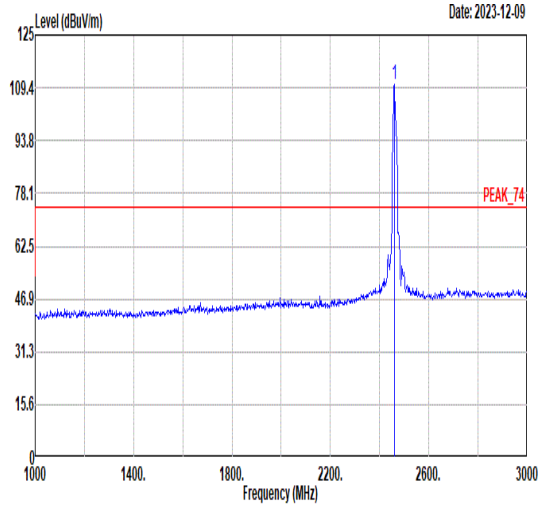 <br>Freq Level Limit Line Margin Read Level Ant Factor Cable Loss Preamp Factor APos TPos Remark<br>MHz dBuV/m dBuV/m dB dBuV dB/m dB dB cm deg<br>1 2462.00 110.26 ------ ------ 102.07 32.42 7.86 32.09 248 251 Peak |
| Avg | 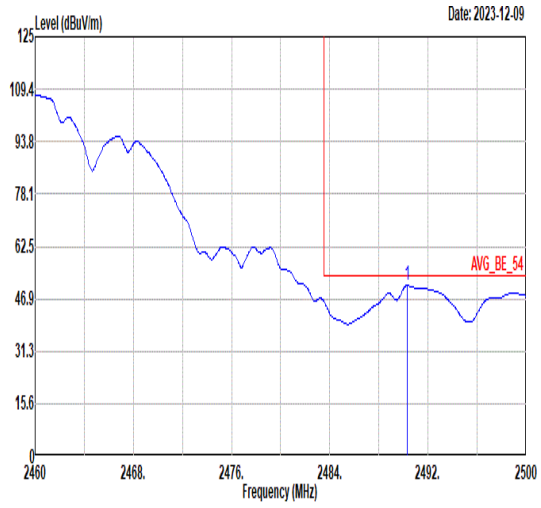 <br>Freq Level Limit Line Margin Read Level Ant Factor Cable Loss Preamp Factor APos TPos Remark<br>MHz dBuV/m dBuV/m dB dBuV dB/m dB dB cm deg<br>1 2490.28 50.83 54.00 -3.17 42.57 32.48 7.88 32.10 248 251 Average | 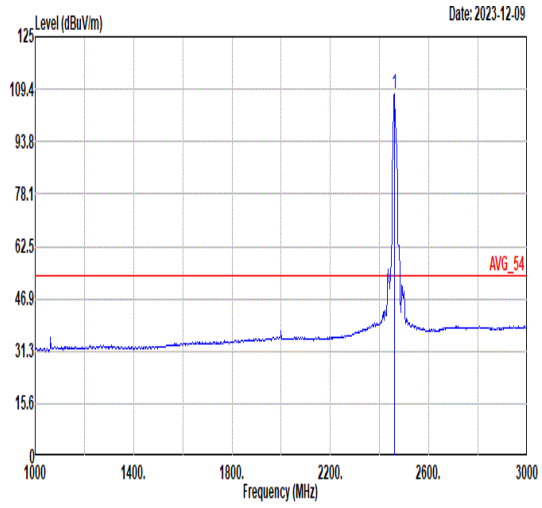 <br>Freq Level Limit Line Margin Read Level Ant Factor Cable Loss Preamp Factor APos TPos Remark<br>MHz dBuV/m dBuV/m dB dBuV dB/m dB dB cm deg<br>1 2462.00 107.98 ------ ------ 99.79 32.42 7.86 32.09 248 251 Average |

| Mode | 3 | |
|---|---|---|
| | Harmonic | |
| | 2400-2483.5_802.11b_CH11_2462MHz | |
| ANT | CDD 1+2 | |
| Pol. | Horizontal | Vertical |
| Peak<br>Avg | 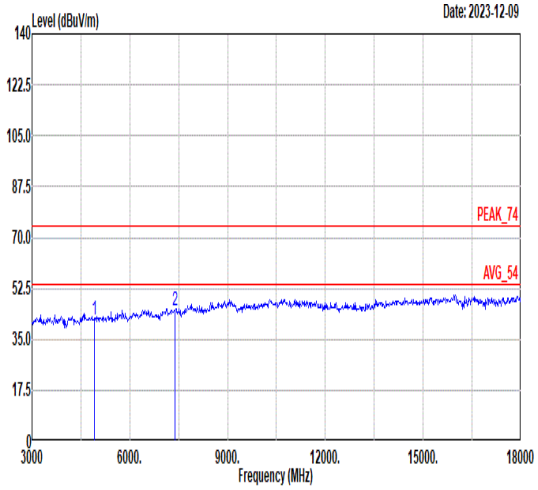 <br><br>Freq Level Limit Line Margin Read Level Ant Factor Cable Loss Preamp Factor APos TPos Remark<br>MHz dBuV/m dBuV/m dB dBuV dB/m dB dB cm deg<br>1 4924.00 41.87 74.00 -32.13 47.41 34.87 11.12 51.53 -- -- Peak<br>2 7386.00 44.91 74.00 -29.09 46.61 36.35 13.13 51.18 -- -- Peak | 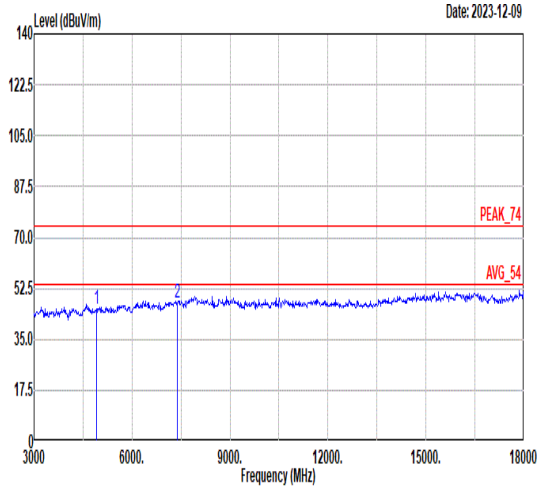 <br><br>Freq Level Limit Line Margin Read Level Ant Factor Cable Loss Preamp Factor APos TPos Remark<br>MHz dBuV/m dBuV/m dB dBuV dB/m dB dB cm deg<br>1 4924.00 45.52 74.00 -28.48 51.06 34.87 11.12 51.53 -- -- Peak<br>2 7386.00 47.57 74.00 -26.43 49.27 36.35 13.13 51.18 -- -- Peak |

| Mode | 4 | |
|---|---|---|
| | Band Edge | |
| | 2400-2483.5_802.11g_CH1_2412MHz | |
| ANT | CDD 1+2 | |
| Pol. | Horizontal | Fundamental |
| Peak | 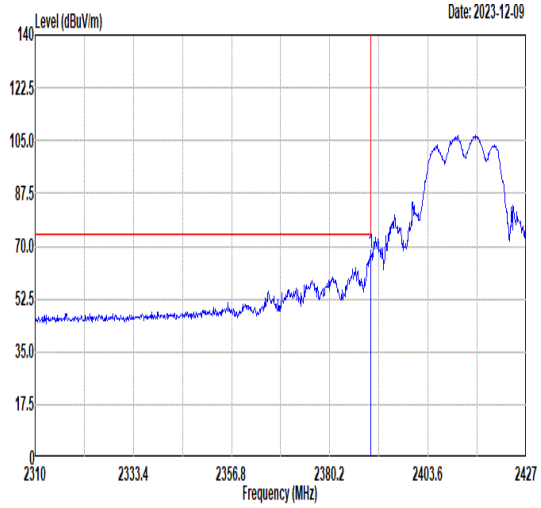 <br>Freq Level Limit Line Margin Read Level Ant Factor Cable Loss Preamp Factor APos TPos Remark<br>1 2389.91 67.63 74.00 -6.37 59.69 32.26 7.76 32.08 356 264 Peak | 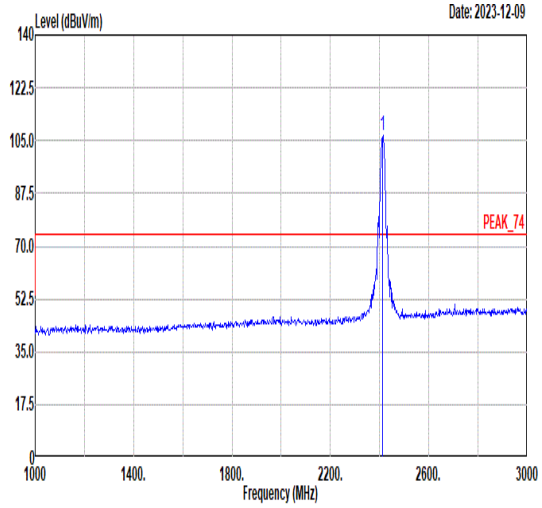 <br>Freq Level Limit Line Margin Read Level Ant Factor Cable Loss Preamp Factor APos TPos Remark<br>1 2412.00 106.96 ------ ------ 98.92 32.31 7.81 32.08 356 264 Peak |
| Avg | 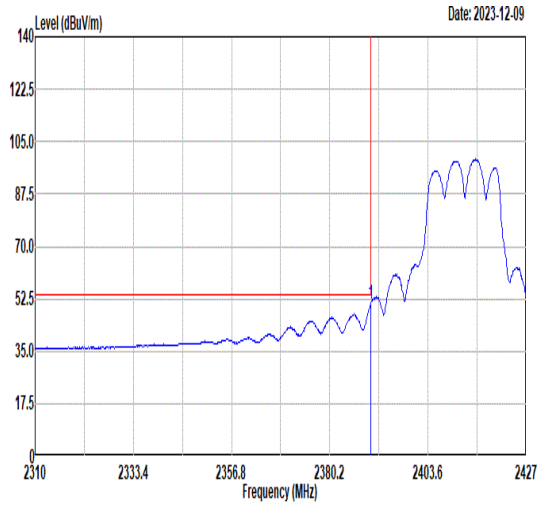 <br>Freq Level Limit Line Margin Read Level Ant Factor Cable Loss Preamp Factor APos TPos Remark<br>1 2389.91 50.87 54.00 -3.13 42.93 32.26 7.76 32.08 356 264 Average | 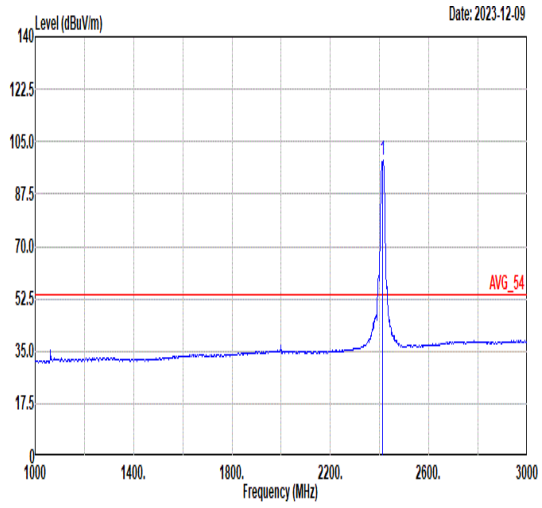 <br>Freq Level Limit Line Margin Read Level Ant Factor Cable Loss Preamp Factor APos TPos Remark<br>1 2412.00 99.05 ------ ------ 91.01 32.31 7.81 32.08 356 264 Average |

| Mode | 4 | |
|---|---|---|
| | Band Edge | |
| | 2400-2483.5_802.11g_CH1_2412MHz | |
| ANT | CDD 1+2 | |
| Pol. | Vertical | Fundamental |
| Peak | 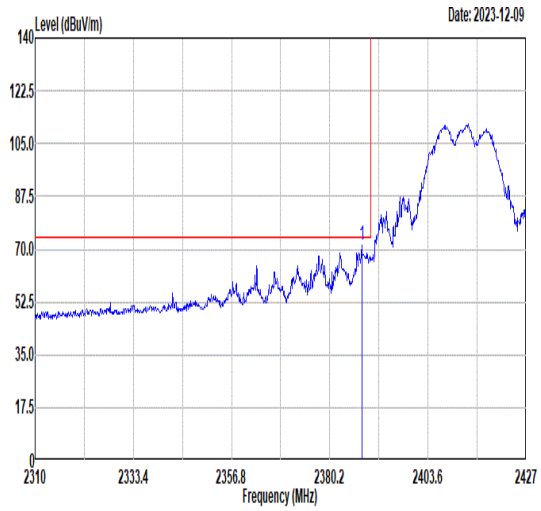 <br><br>Freq Level Limit Line Margin Read Level Ant Factor Cable Loss Preamp Factor APos TPos Remark<br>MHz dBuV/m dBuV/m dB dBuV dB/m dB dB cm deg<br>1 2387.81 71.32 74.00 -2.68 63.40 32.25 7.75 32.08 383 355 Peak | 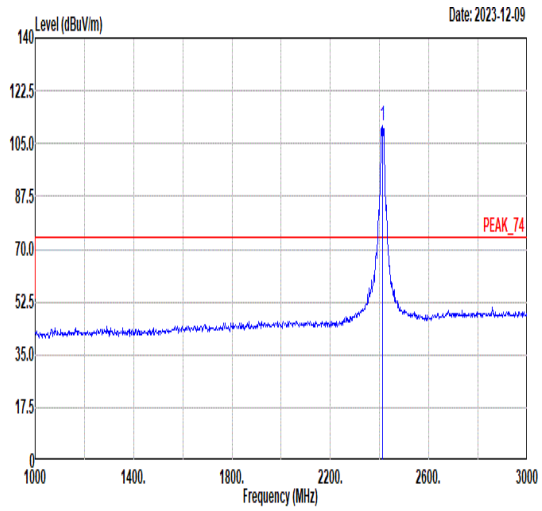 <br><br>Freq Level Limit Line Margin Read Level Ant Factor Cable Loss Preamp Factor APos TPos Remark<br>MHz dBuV/m dBuV/m dB dBuV dB/m dB dB cm deg<br>1 2412.00 111.13 ------ ------ 103.09 32.31 7.81 32.08 383 355 Peak |
| Avg | 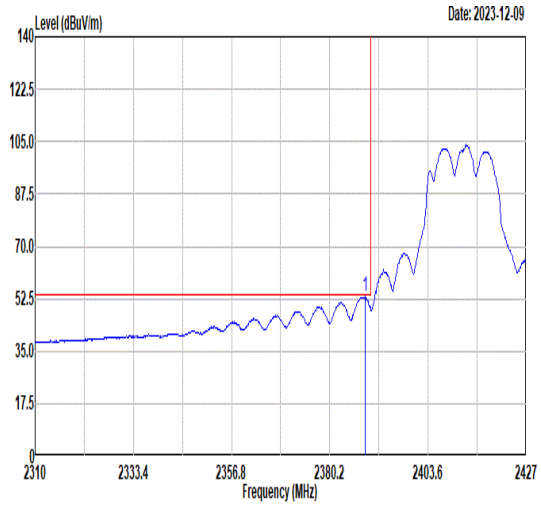 <br><br>Freq Level Limit Line Margin Read Level Ant Factor Cable Loss Preamp Factor APos TPos Remark<br>MHz dBuV/m dBuV/m dB dBuV dB/m dB dB cm deg<br>1 2388.62 53.19 54.00 -0.81 45.26 32.25 7.76 32.08 383 355 Average | 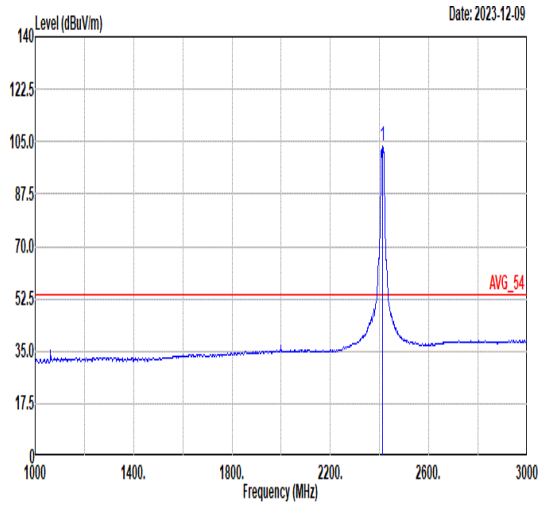 <br><br>Freq Level Limit Line Margin Read Level Ant Factor Cable Loss Preamp Factor APos TPos Remark<br>MHz dBuV/m dBuV/m dB dBuV dB/m dB dB cm deg<br>1 2412.00 103.47 ------ ------ 95.43 32.31 7.81 32.08 383 355 Average |

| Mode | 4 | |
|---|---|---|
| | Harmonic | |
| | 2400-2483.5_802.11g_CH1_2412MHz | |
| ANT | CDD 1+2 | |
| Pol. | Horizontal | Vertical |
| Peak<br>Avg | 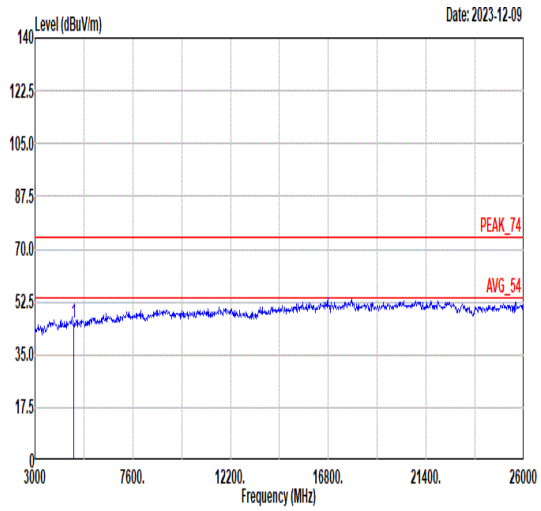 <br><br>Freq Level Limit Line Margin Read Level Ant Factor Cable Loss Preamp Factor APos TPos Remark<br>MHz dBuV/m dBuV/m dB dBuV dB/m dB dB cm deg<br>1 4824.00 45.25 74.00 -28.75 50.91 34.83 11.08 51.57 -- -- Peak | 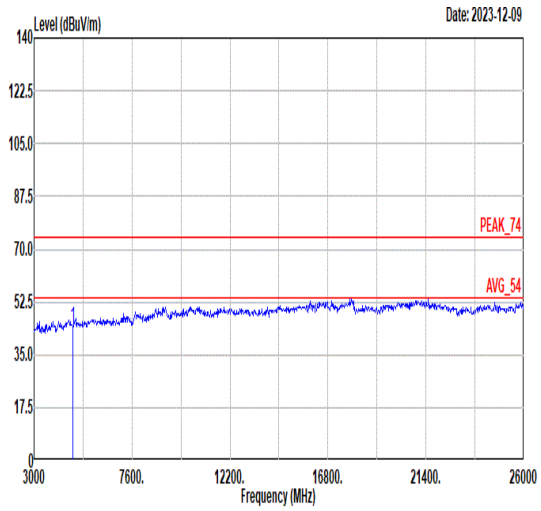 <br><br>Freq Level Limit Line Margin Read Level Ant Factor Cable Loss Preamp Factor APos TPos Remark<br>MHz dBuV/m dBuV/m dB dBuV dB/m dB dB cm deg<br>1 4824.00 44.58 74.00 -29.42 50.24 34.83 11.08 51.57 -- -- Peak |

| Mode | 5 | |
|---|---|---|
| | Band Edge - L | |
| | 2400-2483.5_802.11g_CH6_2437MHz | |
| ANT | CDD 1+2 | |
| Pol. | Horizontal | Fundamental |
| Peak | 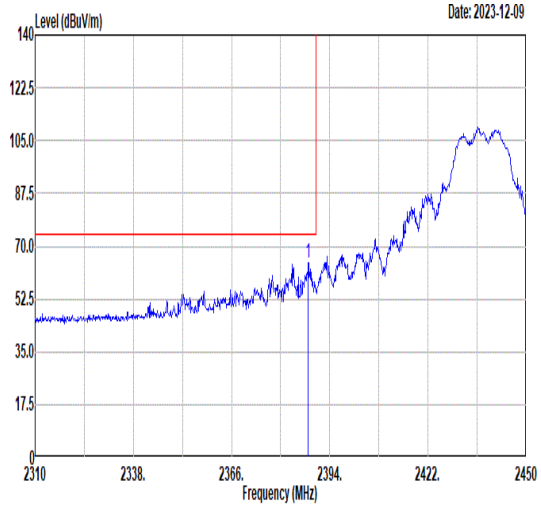 <br>Freq Level Limit Line Margin Read Level Ant Factor Cable Loss Preamp Factor APos TPos Remark<br>1 2387.84 64.65 74.00 -9.35 56.73 32.25 7.75 32.08 361 243 Peak | 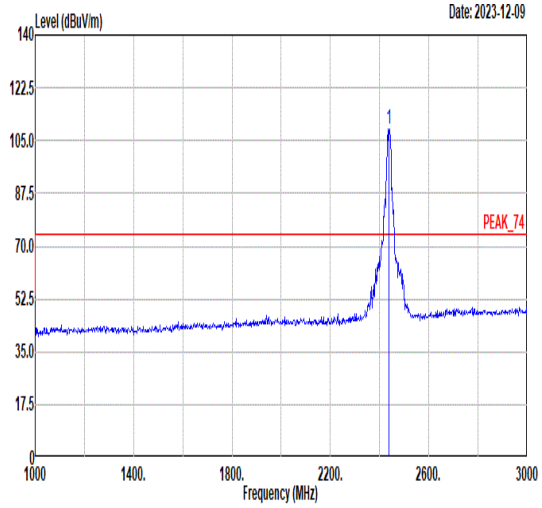 <br>Freq Level Limit Line Margin Read Level Ant Factor Cable Loss Preamp Factor APos TPos Remark<br>1 2437.00 108.83 ------ ------ 100.73 32.36 7.83 32.09 361 243 Peak |
| Avg | 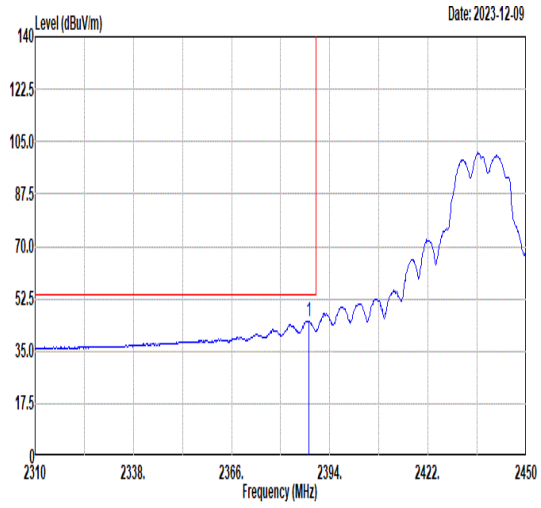 <br>Freq Level Limit Line Margin Read Level Ant Factor Cable Loss Preamp Factor APos TPos Remark<br>1 2388.12 45.05 54.00 -8.95 37.12 32.25 7.76 32.08 361 243 Average | 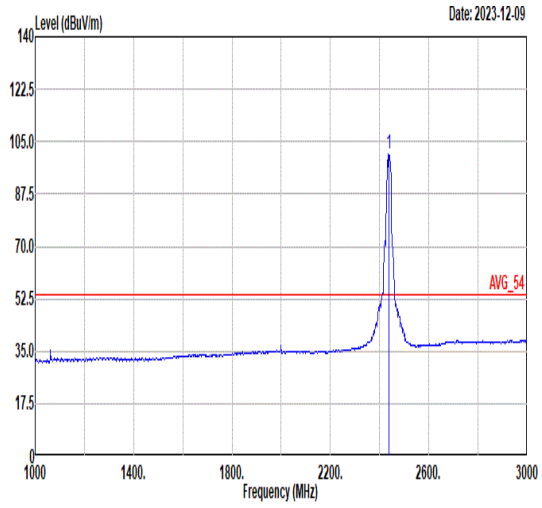 <br>Freq Level Limit Line Margin Read Level Ant Factor Cable Loss Preamp Factor APos TPos Remark<br>1 2437.00 101.09 ------ ------ 92.99 32.36 7.83 32.09 361 243 Average |

| Mode | 5 | |
|---|---|---|
| | Band Edge - R | |
| | 2400-2483.5_802.11g_CH6_2437MHz | |
| ANT | CDD 1+2 | |
| Pol. | Horizontal | Fundamental |
| Peak | 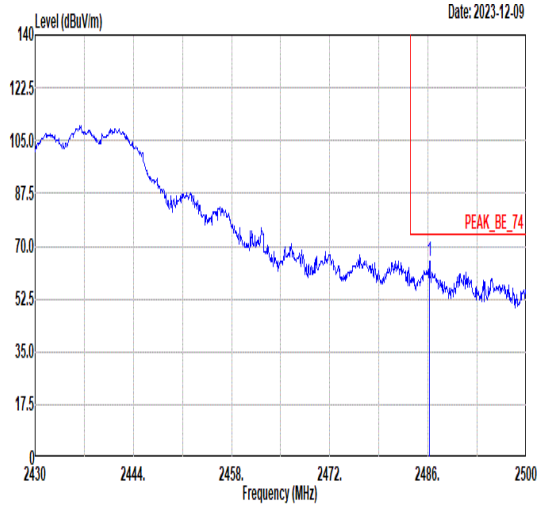 <br>Freq Level Limit Line Margin Read Level Ant Factor Cable Loss Preamp Factor APos TPos Remark<br>MHz dBuV/m dBuV/m dB dBuV dB/m dB dB cm deg<br>1 2486.21 65.10 74.00 -8.90 56.85 32.47 7.88 32.10 361 243 Peak | Blank |
| Avg | 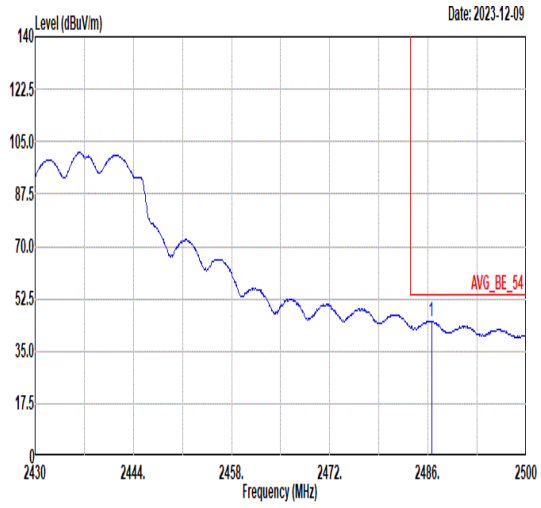 <br>Freq Level Limit Line Margin Read Level Ant Factor Cable Loss Preamp Factor APos TPos Remark<br>MHz dBuV/m dBuV/m dB dBuV dB/m dB dB cm deg<br>1 2486.49 45.13 54.00 -8.87 36.88 32.47 7.88 32.10 361 243 Average | Blank |

| Mode | 5 | |
|---|---|---|
| | Band Edge - L | |
| | 2400-2483.5_802.11g_CH6_2437MHz | |
| ANT | CDD 1+2 | |
| Pol. | Vertical | Fundamental |
| Peak | 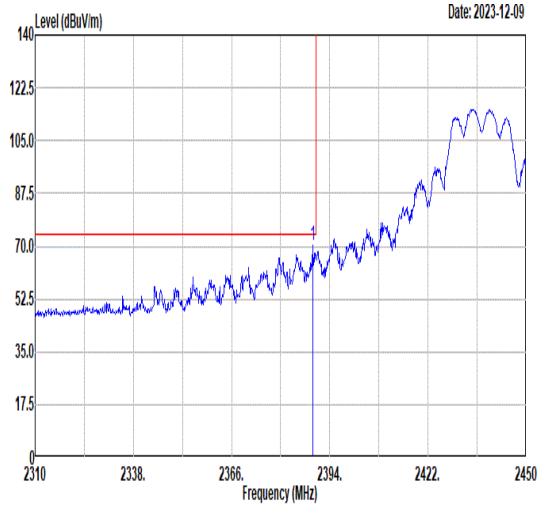 <br>Freq Level Limit Line Margin Read Level Ant Factor Cable Loss Preamp Factor APos TPos Remark<br>1 2389.10 70.00 74.00 -4.00 62.06 32.26 7.76 32.08 364 350 Peak | 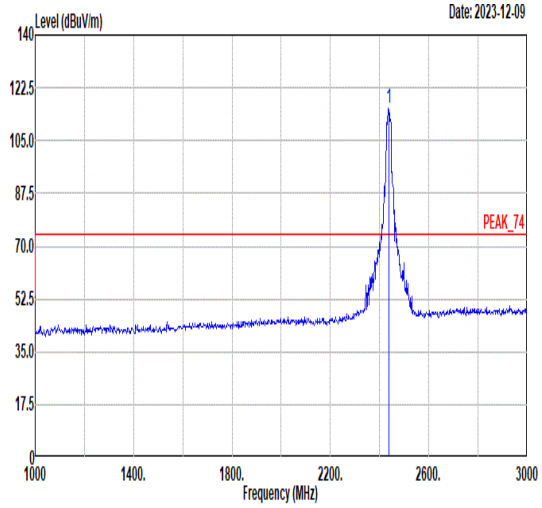 <br>Freq Level Limit Line Margin Read Level Ant Factor Cable Loss Preamp Factor APos TPos Remark<br>1 2437.00 115.48 ------ ------ 107.38 32.36 7.83 32.09 364 350 Peak |
| Avg | 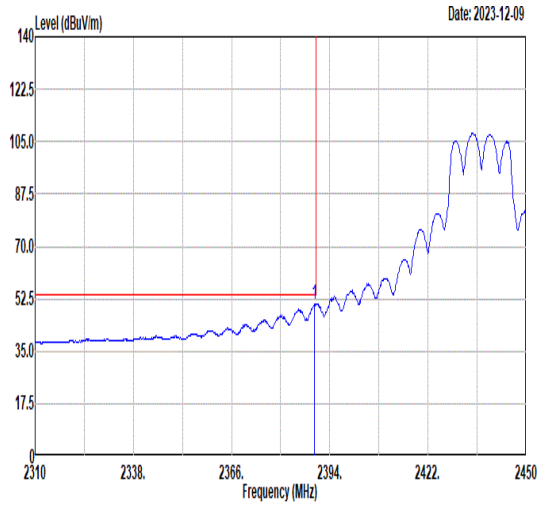 <br>Freq Level Limit Line Margin Read Level Ant Factor Cable Loss Preamp Factor APos TPos Remark<br>1 2389.52 50.55 54.00 -3.45 42.61 32.26 7.76 32.08 364 350 Average | 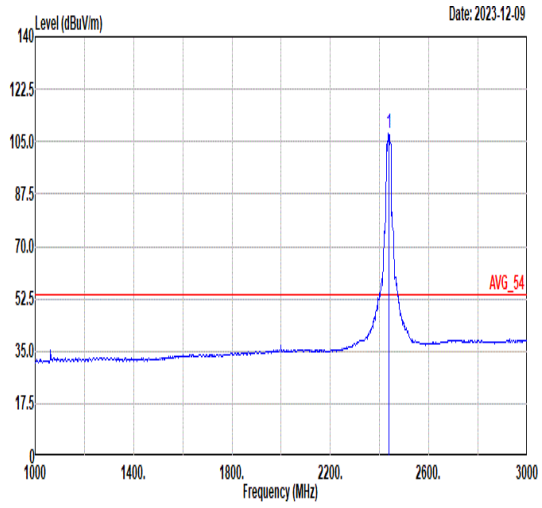 <br>Freq Level Limit Line Margin Read Level Ant Factor Cable Loss Preamp Factor APos TPos Remark<br>1 2437.00 107.60 ------ ------ 99.50 32.36 7.83 32.09 364 350 Average |

| Mode | 5 | |
|---|---|---|
| | Band Edge - R | |
| | 2400-2483.5_802.11g_CH6_2437MHz | |
| ANT | CDD 1+2 | |
| Pol. | Vertical | Fundamental |
| Peak | 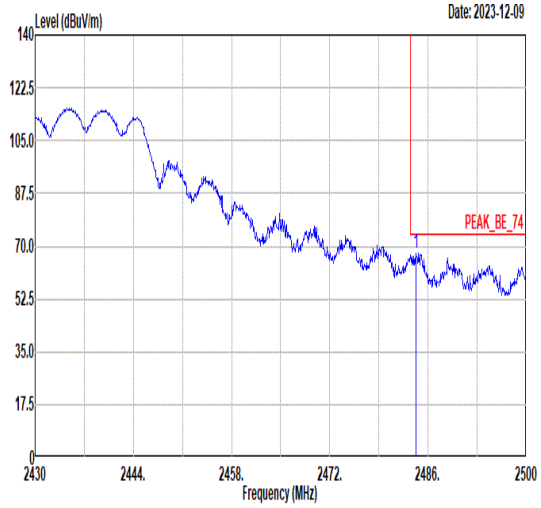 <br>Freq Level Limit Line Margin Read Level Ant Factor Cable Loss Preamp Factor APos TPos Remark<br>MHz dBuV/m dBuV/m dB dBuV dB/m dB dB cm deg<br>1 2484.25 67.49 74.00 -6.51 59.24 32.47 7.88 32.10 364 350 Peak | Blank |
| Avg | 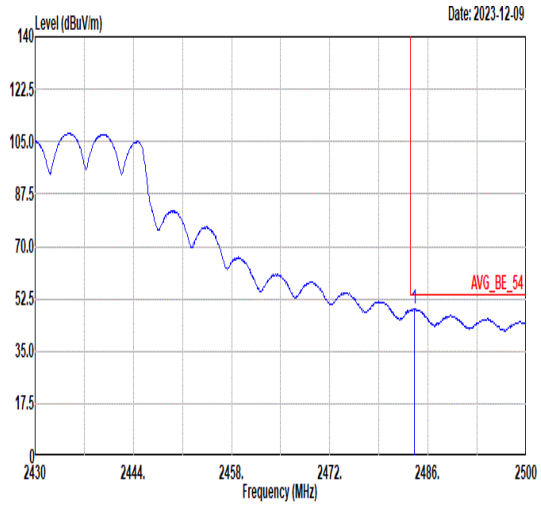 <br>Freq Level Limit Line Margin Read Level Ant Factor Cable Loss Preamp Factor APos TPos Remark<br>MHz dBuV/m dBuV/m dB dBuV dB/m dB dB cm deg<br>1 2484.11 49.39 54.00 -4.61 41.14 32.47 7.88 32.10 364 350 Average | Blank |

| Mode | 5 | |
|---|---|---|
| | Harmonic | |
| | 2400-2483.5_802.11g_CH6_2437MHz | |
| ANT | CDD 1+2 | |
| Pol. | Horizontal | Vertical |
| Peak<br>Avg | 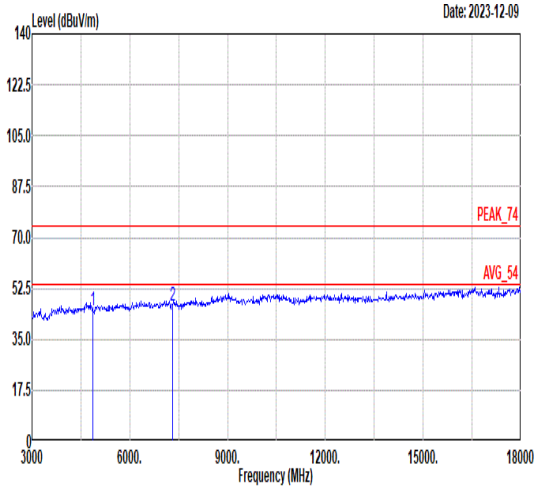 <br><br>Freq Level Limit Line Margin Read Level Ant Factor Cable Loss Preamp Factor APos TPos Remark<br>MHz dBuV/m dBuV/m dB dBuV dB/m dB dB cm deg<br>1 4874.00 44.85 74.00 -29.15 50.45 34.85 11.10 51.55 -- -- Peak<br>2 7311.00 46.72 74.00 -27.28 48.48 36.32 13.08 51.16 -- -- Peak | 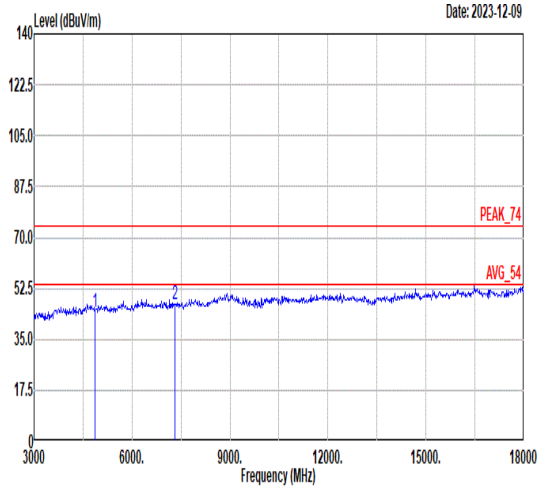 <br><br>Freq Level Limit Line Margin Read Level Ant Factor Cable Loss Preamp Factor APos TPos Remark<br>MHz dBuV/m dBuV/m dB dBuV dB/m dB dB cm deg<br>1 4874.00 44.37 74.00 -29.63 49.97 34.85 11.10 51.55 -- -- Peak<br>2 7311.00 47.06 74.00 -26.94 48.82 36.32 13.08 51.16 -- -- Peak |

| Mode | 6 | |
|---|---|---|
| | Band Edge | |
| | 2400-2483.5_802.11g_CH11_2462MHz | |
| ANT | CDD 1+2 | |
| Pol. | Horizontal | Fundamental |
| Peak | 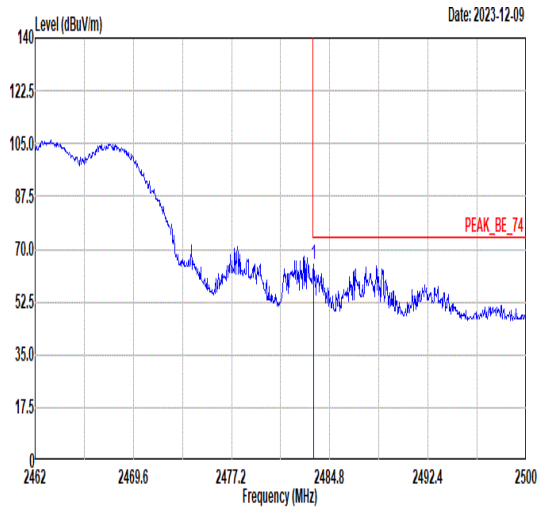 <br>Freq Level Limit Line Margin Read Level Ant Factor Cable Loss Preamp Factor APos TPos Remark<br>MHz dBuV/m dBuV/m dB dBuV dB/m dB dB cm deg<br>1 2483.55 64.91 74.00 -9.09 56.67 32.46 7.88 32.10 372 269 Peak | 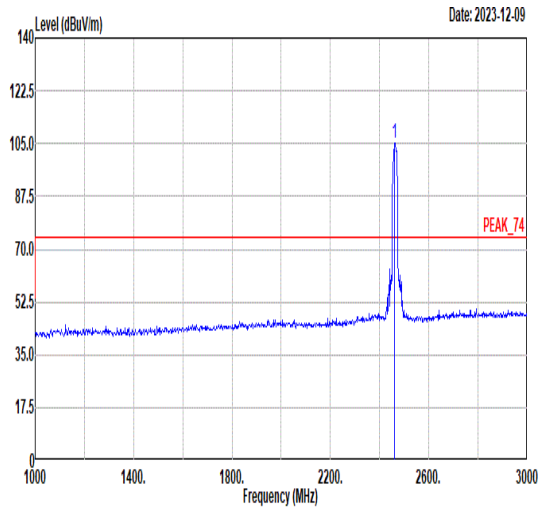 <br>Freq Level Limit Line Margin Read Level Ant Factor Cable Loss Preamp Factor APos TPos Remark<br>MHz dBuV/m dBuV/m dB dBuV dB/m dB dB cm deg<br>1 2462.00 105.12 ------ ------ 96.93 32.42 7.86 32.09 372 269 Peak |
| Avg | 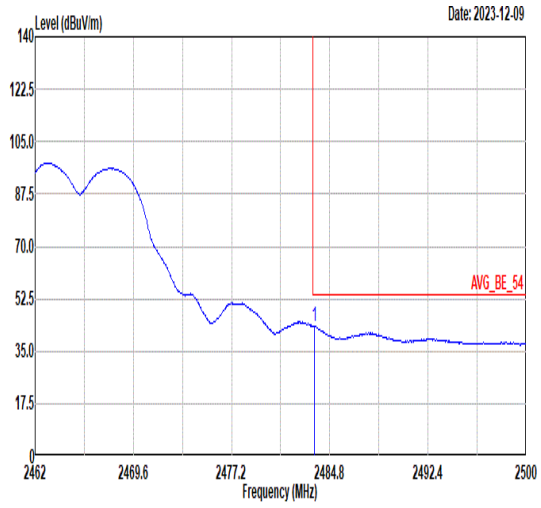 <br>Freq Level Limit Line Margin Read Level Ant Factor Cable Loss Preamp Factor APos TPos Remark<br>MHz dBuV/m dBuV/m dB dBuV dB/m dB dB cm deg<br>1 2483.62 43.25 54.00 -10.75 35.01 32.46 7.88 32.10 372 269 Average | 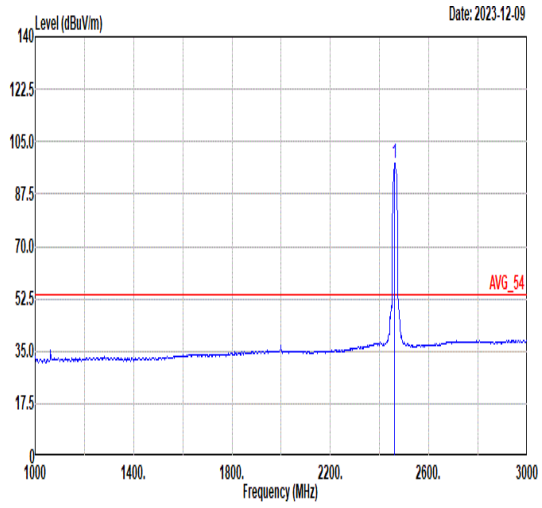 <br>Freq Level Limit Line Margin Read Level Ant Factor Cable Loss Preamp Factor APos TPos Remark<br>MHz dBuV/m dBuV/m dB dBuV dB/m dB dB cm deg<br>1 2462.00 97.66 ------ ------ 89.47 32.42 7.86 32.09 372 269 Average |

| Mode | 6 | |
|---|---|---|
| | Band Edge | |
| | 2400-2483.5_802.11g_CH11_2462MHz | |
| ANT | CDD 1+2 | |
| Pol. | Vertical | Fundamental |
| Peak | 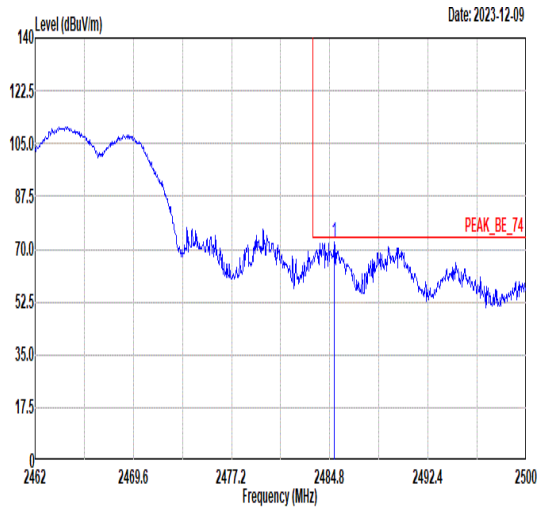 <br>Freq Level Limit Line Margin Read Level Ant Factor Cable Loss Preamp Factor APos TPos Remark<br>MHz dBuV/m dBuV/m dB dBuV dB/m dB dB cm deg<br>1 2485.14 72.63 74.00 -1.37 64.38 32.47 7.88 32.10 387 349 Peak | 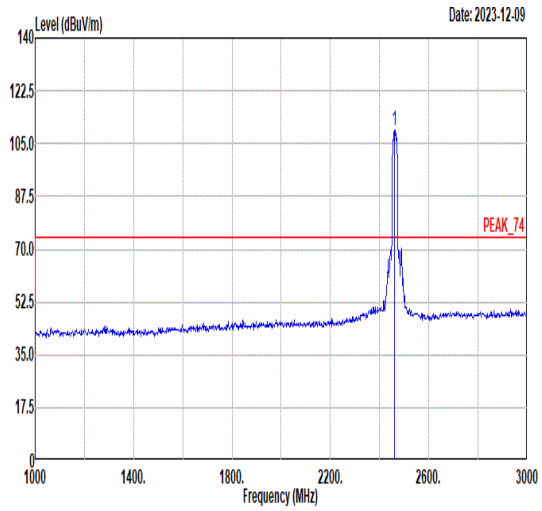 <br>Freq Level Limit Line Margin Read Level Ant Factor Cable Loss Preamp Factor APos TPos Remark<br>MHz dBuV/m dBuV/m dB dBuV dB/m dB dB cm deg<br>1 2462.00 109.56 ------ ------ 101.37 32.42 7.86 32.09 387 349 Peak |
| Avg | 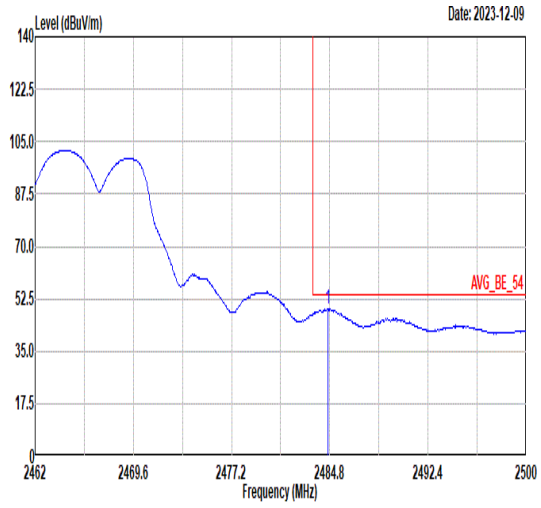 <br>Freq Level Limit Line Margin Read Level Ant Factor Cable Loss Preamp Factor APos TPos Remark<br>MHz dBuV/m dBuV/m dB dBuV dB/m dB dB cm deg<br>1 2484.65 49.20 54.00 -4.80 40.95 32.47 7.88 32.10 387 349 Average | 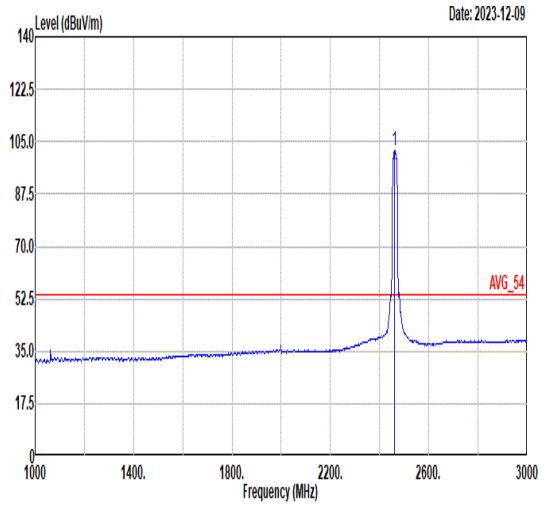 <br>Freq Level Limit Line Margin Read Level Ant Factor Cable Loss Preamp Factor APos TPos Remark<br>MHz dBuV/m dBuV/m dB dBuV dB/m dB dB cm deg<br>1 2462.00 102.10 ------ ------ 93.91 32.42 7.86 32.09 387 349 Average |

| Mode | 6 | |
|---|---|---|
| | Harmonic | |
| | 2400-2483.5_802.11g_CH11_2462MHz | |
| ANT | CDD 1+2 | |
| Pol. | Horizontal | Vertical |
| Peak<br>Avg | 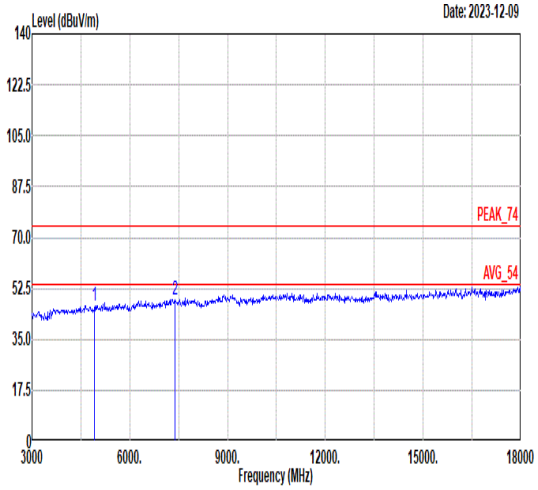 <br><br>Freq Level Limit Line Margin Read Level Ant Factor Cable Loss Preamp Factor APos TPos Remark<br>MHz dBuV/m dBuV/m dB dBuV dB/m dB dB cm deg<br>1 4924.00 46.24 74.00 -27.76 51.78 34.87 11.12 51.53 -- -- Peak<br>2 7386.00 48.37 74.00 -25.63 50.07 36.35 13.13 51.18 -- -- Peak | 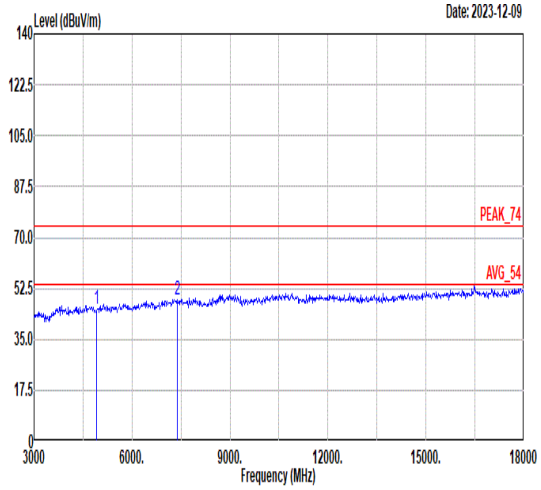 <br><br>Freq Level Limit Line Margin Read Level Ant Factor Cable Loss Preamp Factor APos TPos Remark<br>MHz dBuV/m dBuV/m dB dBuV dB/m dB dB cm deg<br>1 4924.00 45.36 74.00 -28.64 50.90 34.87 11.12 51.53 -- -- Peak<br>2 7386.00 48.80 74.00 -25.20 50.50 36.35 13.13 51.18 -- -- Peak |

| Mode | 7 | |
|---|---|---|
| | Band Edge | |
| | 2400-2483.5_802.11 n 20_CH1_2412MHz | |
| ANT | CDD 1+2 | |
| Pol. | Horizontal | Fundamental |
| Peak | 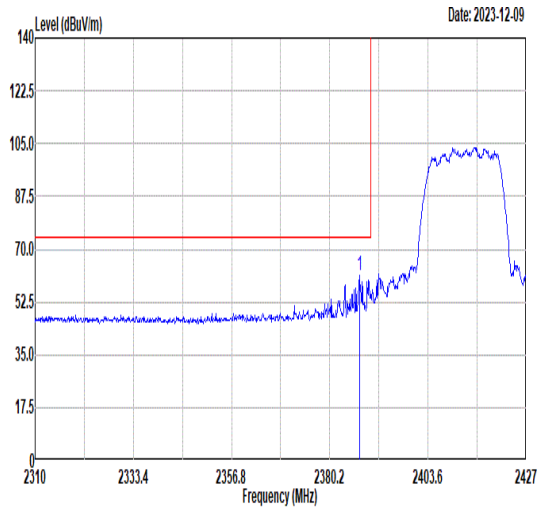 <br>Freq Level Limit Line Margin Read Level Ant Factor Cable Loss Preamp Factor APos TPos Remark<br>MHz dBuV/m dBuV/m dB dBuV dB/m dB dB cm deg<br>1 2387.34 61.16 74.00 -12.84 53.24 32.25 7.75 32.08 398 79 Peak | 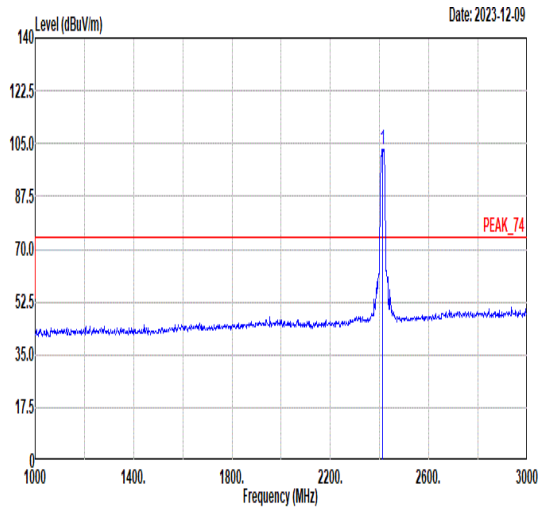 <br>Freq Level Limit Line Margin Read Level Ant Factor Cable Loss Preamp Factor APos TPos Remark<br>MHz dBuV/m dBuV/m dB dBuV dB/m dB dB cm deg<br>1 2412.00 103.15 ------ ------ 95.11 32.31 7.81 32.08 398 79 Peak |
| Avg | 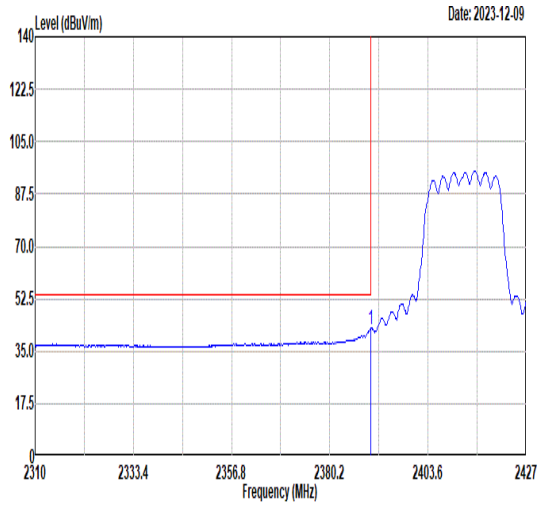 <br>Freq Level Limit Line Margin Read Level Ant Factor Cable Loss Preamp Factor APos TPos Remark<br>MHz dBuV/m dBuV/m dB dBuV dB/m dB dB cm deg<br>1 2389.91 42.50 54.00 -11.50 34.56 32.26 7.76 32.08 398 79 Average | 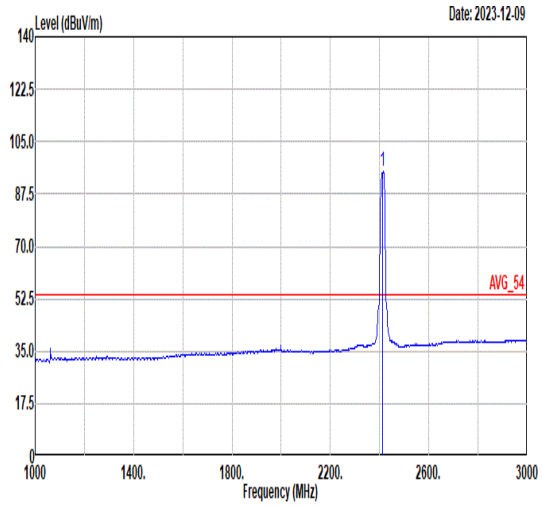 <br>Freq Level Limit Line Margin Read Level Ant Factor Cable Loss Preamp Factor APos TPos Remark<br>MHz dBuV/m dBuV/m dB dBuV dB/m dB dB cm deg<br>1 2412.00 95.04 ------ ------ 87.00 32.31 7.81 32.08 398 79 Average |

| Mode | 7 | |
|---|---|---|
| | Band Edge | |
| | 2400-2483.5_802.11 n 20_CH1_2412MHz | |
| ANT | CDD 1+2 | |
| Pol. | Vertical | Fundamental |
| Peak | 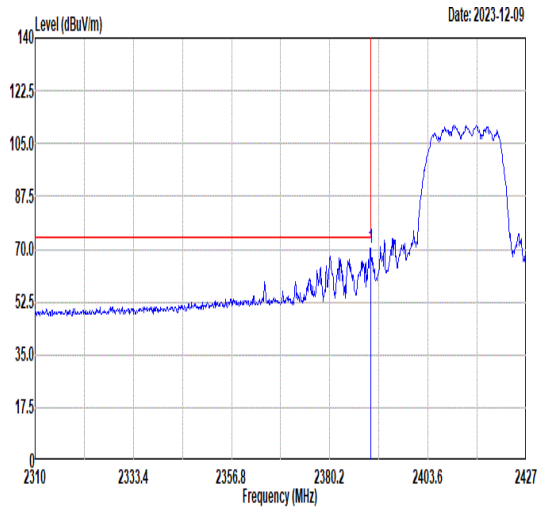 <br>Freq Level Limit Line Margin Read Level Ant Factor Cable Loss Preamp Factor APos TPos Remark<br>1 2389.91 70.04 74.00 -3.96 62.10 32.26 7.76 32.08 100 324 Peak | 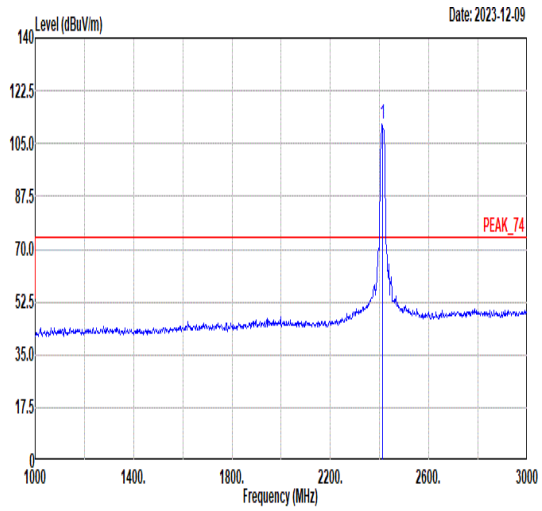 <br>Freq Level Limit Line Margin Read Level Ant Factor Cable Loss Preamp Factor APos TPos Remark<br>1 2412.00 111.27 ------ ------ 103.23 32.31 7.81 32.08 100 324 Peak |
| Avg | 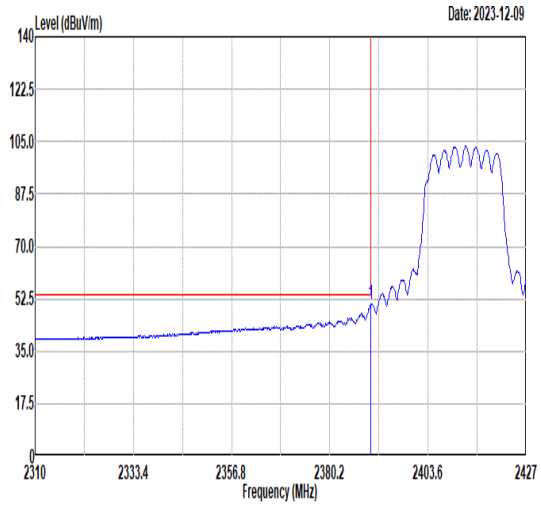 <br>Freq Level Limit Line Margin Read Level Ant Factor Cable Loss Preamp Factor APos TPos Remark<br>1 2389.91 50.60 54.00 -3.40 42.66 32.26 7.76 32.08 100 324 Average | 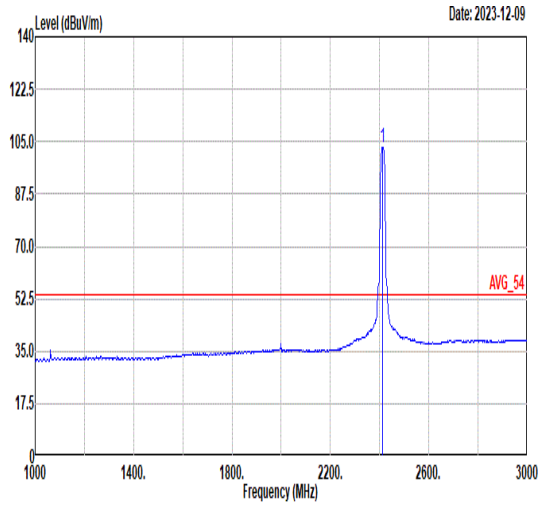 <br>Freq Level Limit Line Margin Read Level Ant Factor Cable Loss Preamp Factor APos TPos Remark<br>1 2412.00 103.22 ------ ------ 95.18 32.31 7.81 32.08 100 324 Average |

| Mode | 7 | |
|---|---|---|
| | Harmonic | |
| | 2400-2483.5_802.11 n 20_CH1_2412MHz | |
| ANT | CDD 1+2 | |
| Pol. | Horizontal | Vertical |
| Peak<br>Avg | 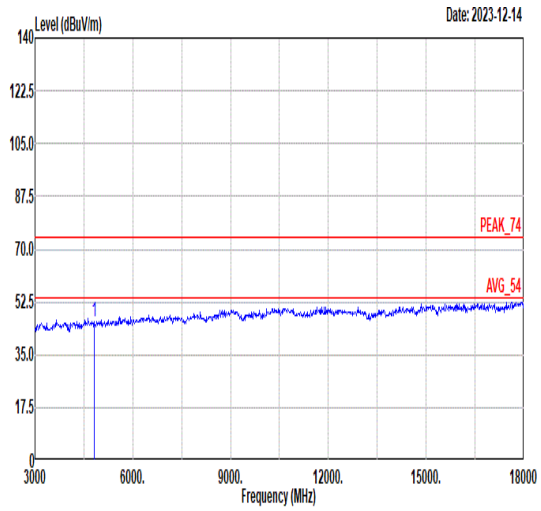 <br><br>Freq Level Limit Line Margin Read Level Ant Factor Cable Loss Preamp Factor APos TPos Remark<br>MHz dBuV/m dBuV/m dB dBuV dB/m dB dB cm deg<br>1 4824.00 45.93 74.00 -28.07 51.59 34.83 11.08 51.57 -- -- Peak | 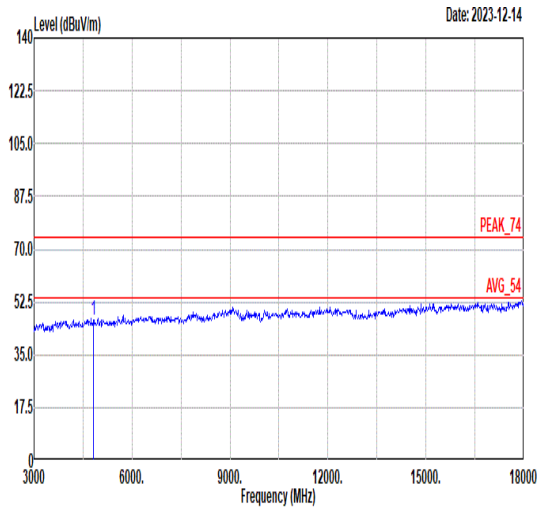 <br><br>Freq Level Limit Line Margin Read Level Ant Factor Cable Loss Preamp Factor APos TPos Remark<br>MHz dBuV/m dBuV/m dB dBuV dB/m dB dB cm deg<br>1 4824.00 46.46 74.00 -27.54 52.12 34.83 11.08 51.57 -- -- Peak |

| Mode | 8 | |
|---|---|---|
| | Band Edge - L | |
| | 2400-2483.5_802.11 n 20_CH6_2437MHz | |
| ANT | CDD 1+2 | |
| Pol. | Horizontal | Fundamental |
| Peak | 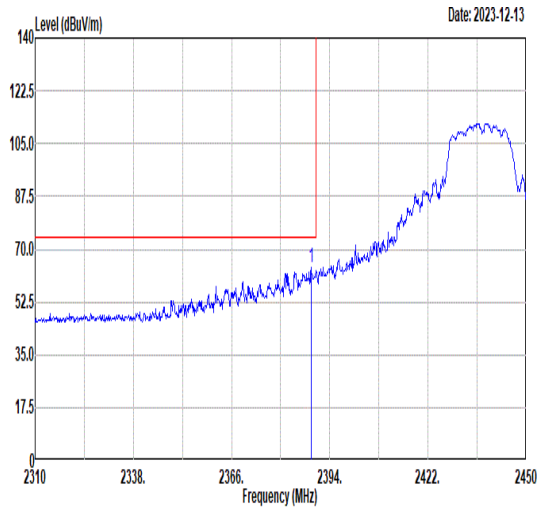 <br>Freq Level Limit Line Margin Read Level Ant Factor Cable Loss Preamp Factor APos TPos Remark<br>1 2388.68 64.01 74.00 -9.99 56.07 32.26 7.76 32.08 305 259 Peak | 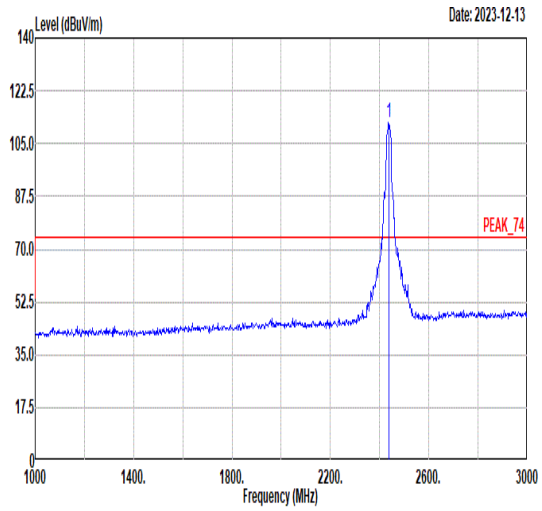 <br>Freq Level Limit Line Margin Read Level Ant Factor Cable Loss Preamp Factor APos TPos Remark<br>1 2437.00 111.77 ------ ------ 103.67 32.36 7.83 32.09 305 259 Peak |
| Avg | 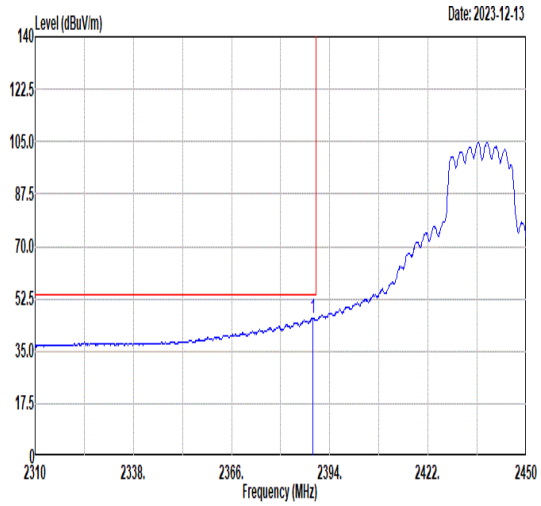 <br>Freq Level Limit Line Margin Read Level Ant Factor Cable Loss Preamp Factor APos TPos Remark<br>1 2389.10 46.11 54.00 -7.89 38.17 32.26 7.76 32.08 305 259 Average | 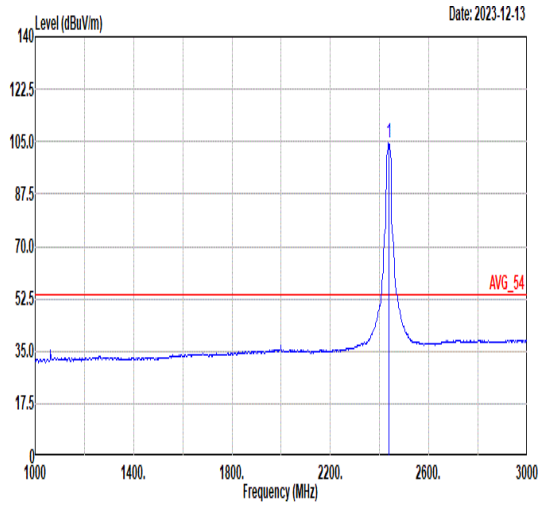 <br>Freq Level Limit Line Margin Read Level Ant Factor Cable Loss Preamp Factor APos TPos Remark<br>1 2437.00 104.39 ------ ------ 96.29 32.36 7.83 32.09 305 259 Average |

| Mode | 8 | |
|---|---|---|
| | Band Edge - R | |
| | 2400-2483.5_802.11 n 20_CH6_2437MHz | |
| ANT | CDD 1+2 | |
| Pol. | Horizontal | Fundamental |
| Peak | 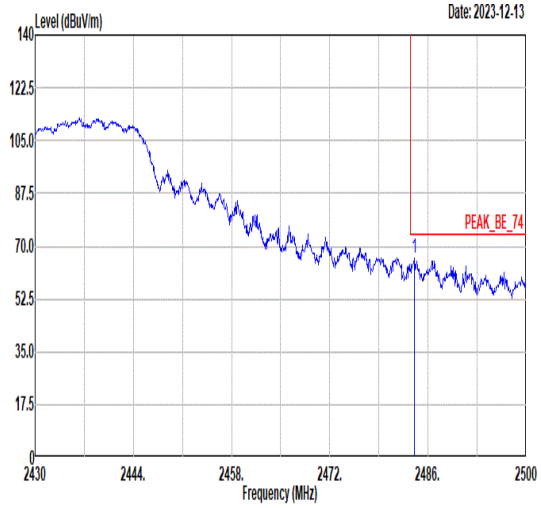 <br>Freq Level Limit Line Margin Read Level Ant Factor Cable Loss Preamp Factor APos TPos Remark<br>MHz dBuV/m dBuV/m dB dBuV dB/m dB dB cm deg<br>1 2484.04 66.27 74.00 -7.73 58.03 32.46 7.88 32.10 305 259 Peak | Blank |
| Avg | 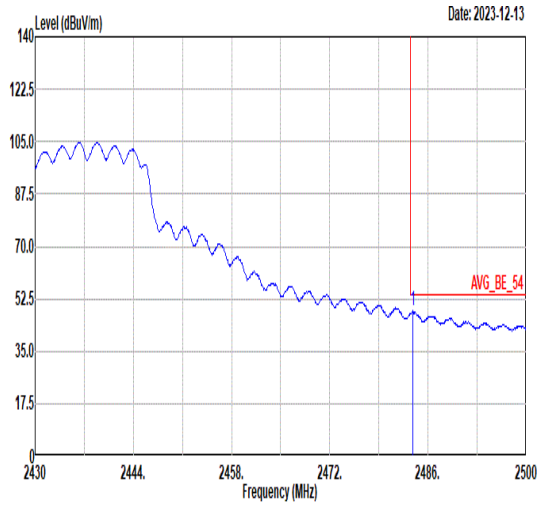 <br>Freq Level Limit Line Margin Read Level Ant Factor Cable Loss Preamp Factor APos TPos Remark<br>MHz dBuV/m dBuV/m dB dBuV dB/m dB dB cm deg<br>1 2483.83 48.61 54.00 -5.39 40.37 32.46 7.88 32.10 305 259 Average | Blank |

| Mode | 8 | |
|---|---|---|
| | Band Edge - L | |
| | 2400-2483.5_802.11 n 20_CH6_2437MHz | |
| ANT | CDD 1+2 | |
| Pol. | Vertical | Fundamental |
| Peak | 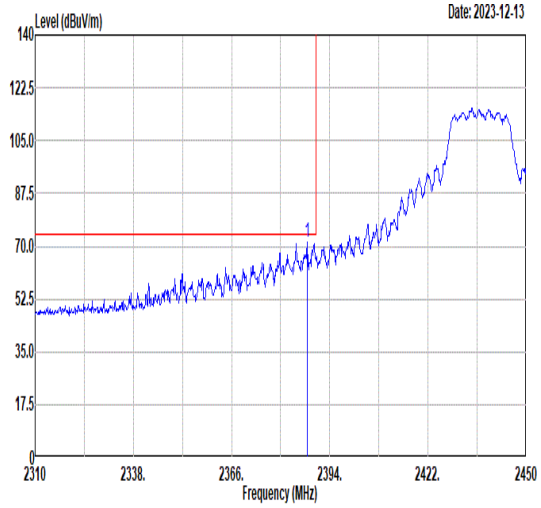 <br>Freq Level Limit Line Margin Read Level Ant Factor Cable Loss Preamp Factor APos TPos Remark<br>MHz dBuV/m dBuV/m dB dBuV dB/m dB dB cm deg<br>1 2387.56 71.19 74.00 -2.81 63.27 32.25 7.75 32.08 172 271 Peak | 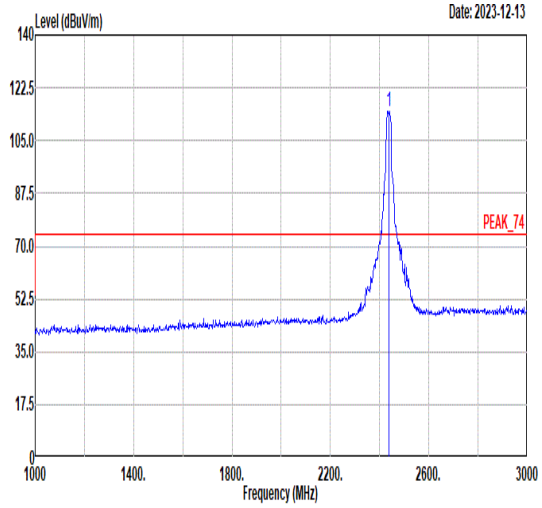 <br>Freq Level Limit Line Margin Read Level Ant Factor Cable Loss Preamp Factor APos TPos Remark<br>MHz dBuV/m dBuV/m dB dBuV dB/m dB dB cm deg<br>1 2437.00 114.80 ------ ------ 106.70 32.36 7.83 32.09 172 271 Peak |
| Avg | 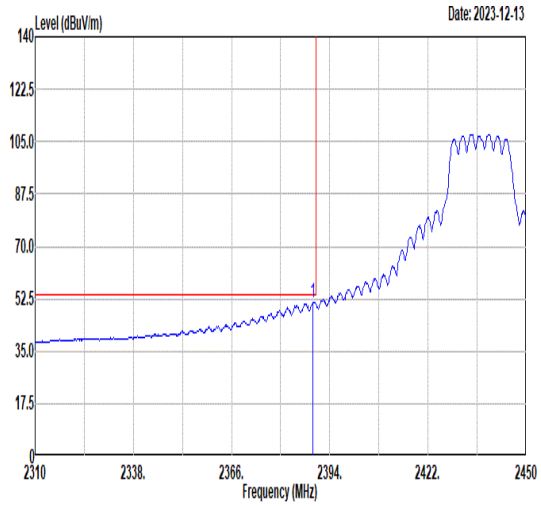 <br>Freq Level Limit Line Margin Read Level Ant Factor Cable Loss Preamp Factor APos TPos Remark<br>MHz dBuV/m dBuV/m dB dBuV dB/m dB dB cm deg<br>1 2389.24 51.44 54.00 -2.56 43.50 32.26 7.76 32.08 172 271 Average | 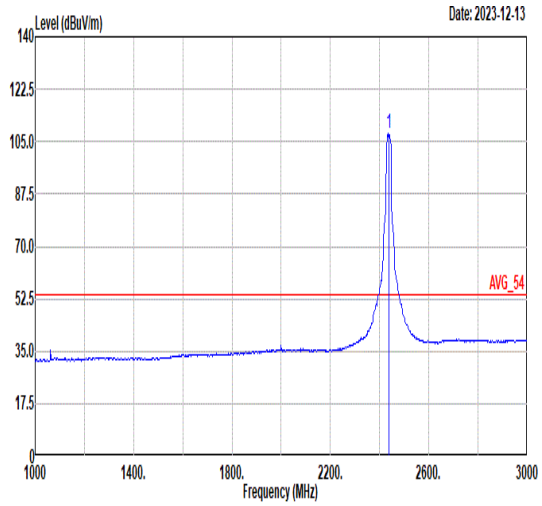 <br>Freq Level Limit Line Margin Read Level Ant Factor Cable Loss Preamp Factor APos TPos Remark<br>MHz dBuV/m dBuV/m dB dBuV dB/m dB dB cm deg<br>1 2437.00 107.53 ------ ------ 99.43 32.36 7.83 32.09 172 271 Average |

| Mode | 8 | |
|---|---|---|
| | Band Edge - R | |
| | 2400-2483.5_802.11 n 20_CH6_2437MHz | |
| ANT | CDD 1+2 | |
| Pol. | Vertical | Fundamental |
| Peak | 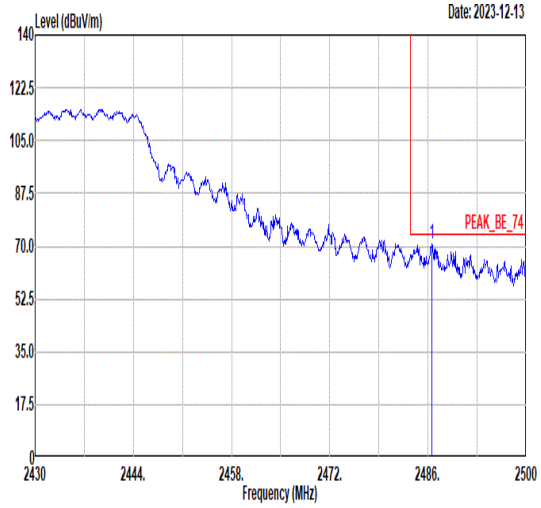 <br>Freq Level Limit Line Margin Read Level Ant Factor Cable Loss Preamp Factor APos TPos Remark<br>MHz dBuV/m dBuV/m dB dBuV dB/m dB dB cm deg<br>1 2486.56 70.62 74.00 -3.38 62.37 32.47 7.88 32.10 172 271 Peak | Blank |
| Avg | 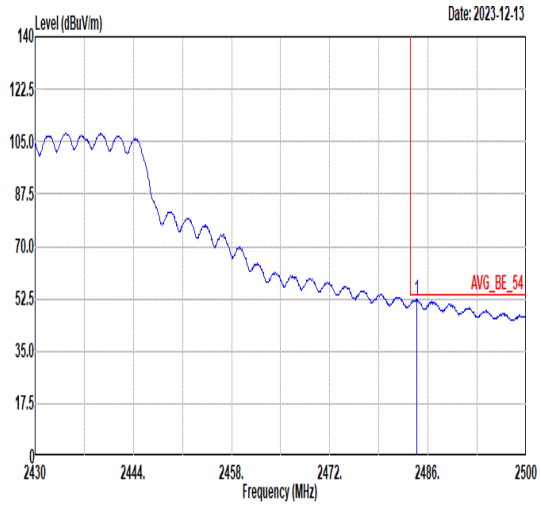 <br>Freq Level Limit Line Margin Read Level Ant Factor Cable Loss Preamp Factor APos TPos Remark<br>MHz dBuV/m dBuV/m dB dBuV dB/m dB dB cm deg<br>1 2484.39 52.08 54.00 -1.92 43.83 32.47 7.88 32.10 172 271 Average | Blank |

| Mode | 8 | |
|---|---|---|
| | Harmonic | |
| | 2400-2483.5_802.11 n 20_CH6_2437MHz | |
| ANT | CDD 1+2 | |
| Pol. | Horizontal | Vertical |
| Peak<br>Avg | 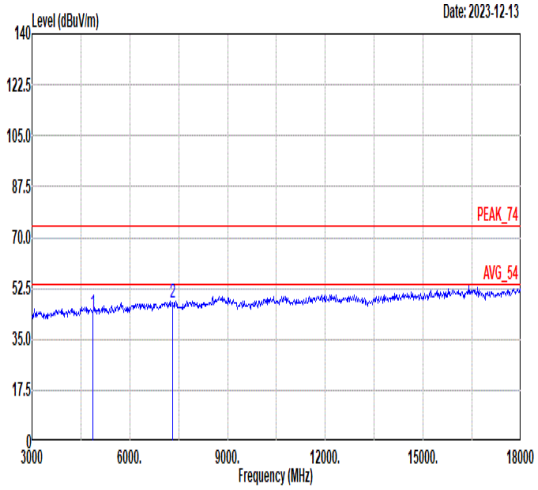 <br><br>Freq Level Limit Line Margin Read Level Ant Factor Cable Loss Preamp Factor APos TPos Remark<br>MHz dBuV/m dBuV/m dB dBuV dB/m dB dB cm deg<br>1 4874.00 43.85 74.00 -30.15 49.45 34.85 11.10 51.55 -- -- Peak<br>2 7311.00 47.72 74.00 -26.28 49.48 36.32 13.08 51.16 -- -- Peak | 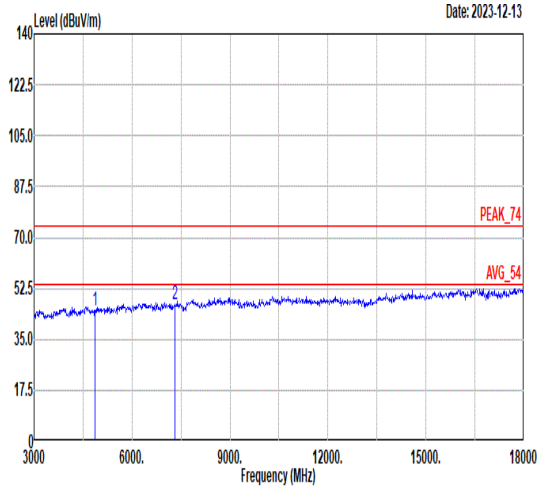 <br><br>Freq Level Limit Line Margin Read Level Ant Factor Cable Loss Preamp Factor APos TPos Remark<br>MHz dBuV/m dBuV/m dB dBuV dB/m dB dB cm deg<br>1 4874.00 45.07 74.00 -28.93 50.67 34.85 11.10 51.55 -- -- Peak<br>2 7311.00 47.08 74.00 -26.92 48.84 36.32 13.08 51.16 -- -- Peak |

| Mode | 9 | |
|---|---|---|
| | Band Edge | |
| | 2400-2483.5_802.11 n 20_CH11_2462MHz | |
| ANT | CDD 1+2 | |
| Pol. | Horizontal | Fundamental |
| Peak | 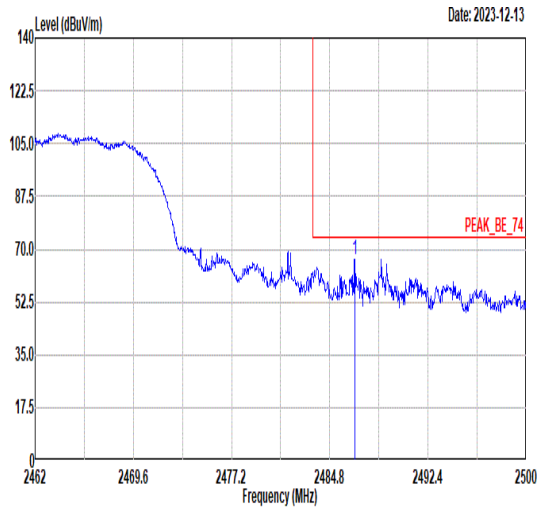 <br>Freq Level Limit Line Margin Read Level Ant Factor Cable Loss Preamp Factor APos TPos Remark<br>MHz dBuV/m dBuV/m dB dBuV dB/m dB dB cm deg<br>1 2486.74 66.55 74.00 -7.45 58.30 32.47 7.88 32.10 298 259 Peak | 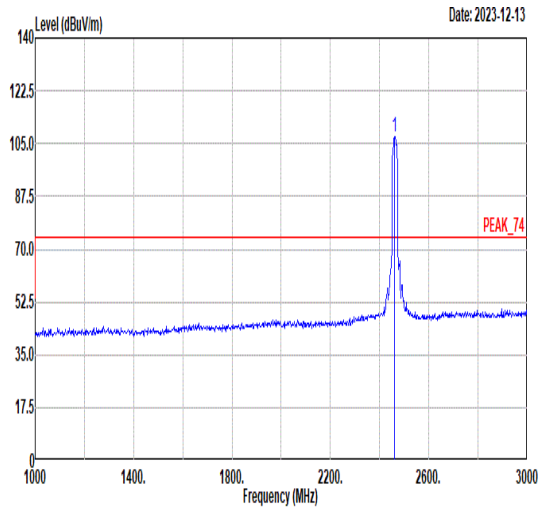 <br>Freq Level Limit Line Margin Read Level Ant Factor Cable Loss Preamp Factor APos TPos Remark<br>MHz dBuV/m dBuV/m dB dBuV dB/m dB dB cm deg<br>1 2462.00 107.45 ------ ------ 99.26 32.42 7.86 32.09 298 259 Peak |
| Avg | 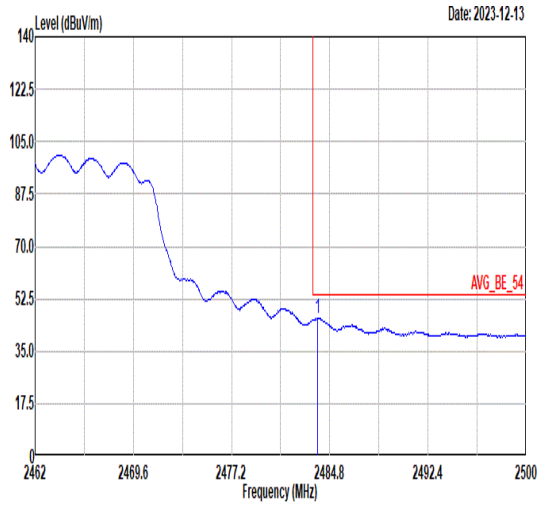 <br>Freq Level Limit Line Margin Read Level Ant Factor Cable Loss Preamp Factor APos TPos Remark<br>MHz dBuV/m dBuV/m dB dBuV dB/m dB dB cm deg<br>1 2483.85 46.09 54.00 -7.91 37.85 32.46 7.88 32.10 298 259 Average | 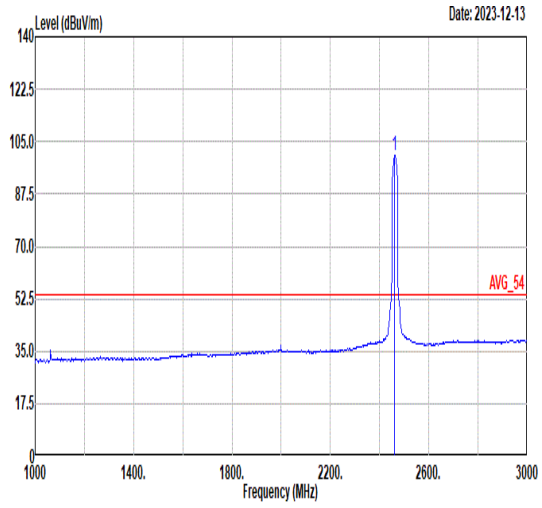 <br>Freq Level Limit Line Margin Read Level Ant Factor Cable Loss Preamp Factor APos TPos Remark<br>MHz dBuV/m dBuV/m dB dBuV dB/m dB dB cm deg<br>1 2462.00 100.55 ------ ------ 92.36 32.42 7.86 32.09 298 259 Average |

| Mode | 9 | |
|---|---|---|
| | Band Edge | |
| | 2400-2483.5_802.11 n 20_CH11_2462MHz | |
| ANT | CDD 1+2 | |
| Pol. | Vertical | Fundamental |
| Peak | 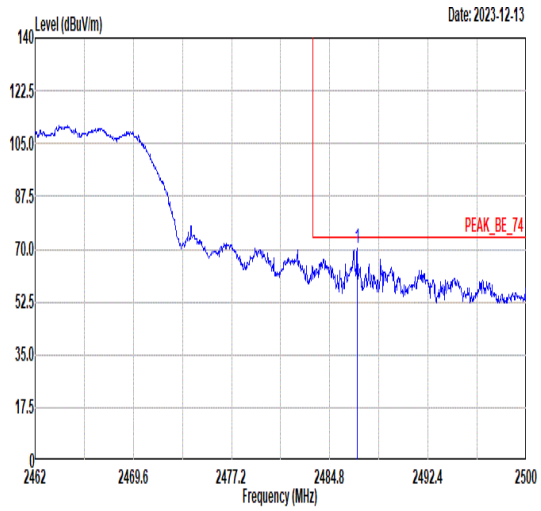 <br>Freq Level Limit Line Margin Read Level Ant Factor Cable Loss Preamp Factor APos TPos Remark<br>MHz dBuV/m dBuV/m dB dBuV dB/m dB dB cm deg<br>1 2486.93 70.52 74.00 -3.48 62.27 32.47 7.88 32.10 173 272 Peak | 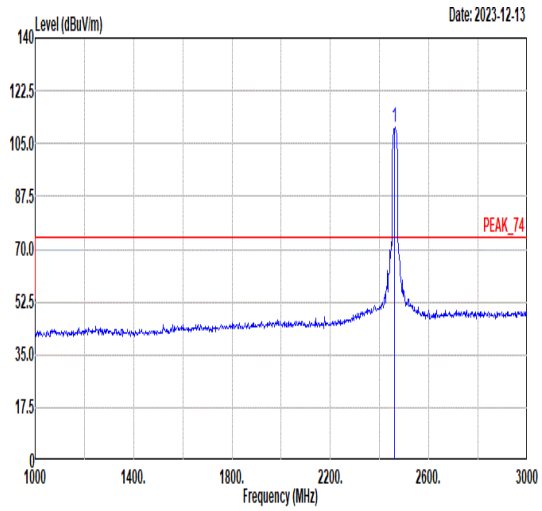 <br>Freq Level Limit Line Margin Read Level Ant Factor Cable Loss Preamp Factor APos TPos Remark<br>MHz dBuV/m dBuV/m dB dBuV dB/m dB dB cm deg<br>1 2462.00 110.55 ------ ------ 102.36 32.42 7.86 32.09 173 272 Peak |
| Avg | 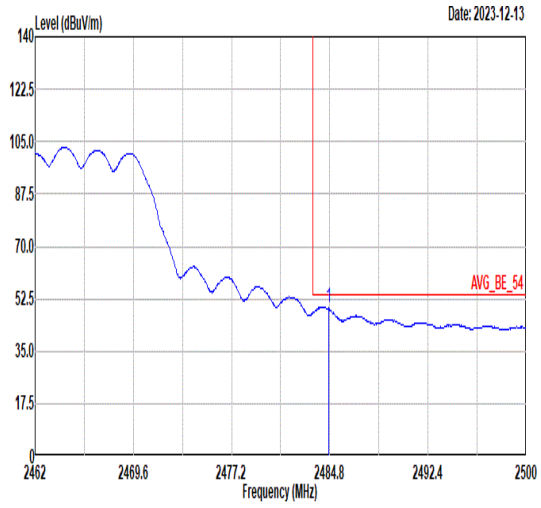 <br>Freq Level Limit Line Margin Read Level Ant Factor Cable Loss Preamp Factor APos TPos Remark<br>MHz dBuV/m dBuV/m dB dBuV dB/m dB dB cm deg<br>1 2484.69 49.60 54.00 -4.40 41.35 32.47 7.88 32.10 173 272 Average | 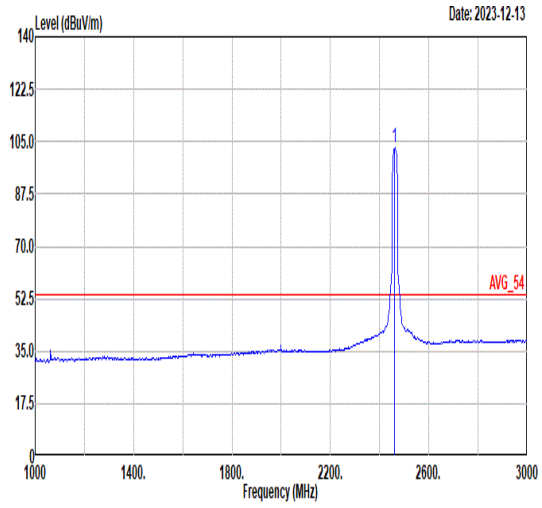 <br>Freq Level Limit Line Margin Read Level Ant Factor Cable Loss Preamp Factor APos TPos Remark<br>MHz dBuV/m dBuV/m dB dBuV dB/m dB dB cm deg<br>1 2462.00 102.83 ------ ------ 94.64 32.42 7.86 32.09 173 272 Average |

| Mode | 9 | |
|---|---|---|
| | Harmonic | |
| | 2400-2483.5_802.11 n 20_CH11_2462MHz | |
| ANT | CDD 1+2 | |
| Pol. | Horizontal | Vertical |
| Peak<br>Avg | 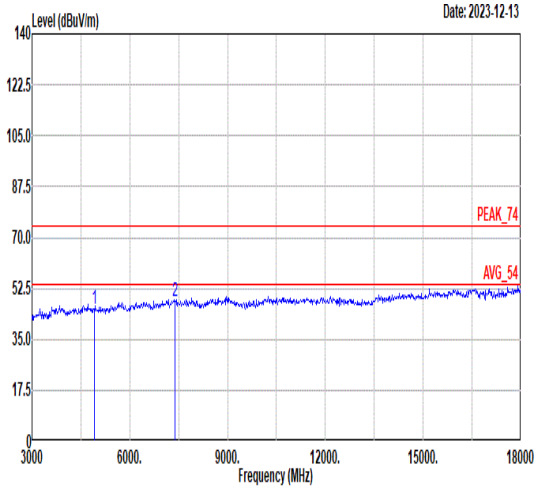 <br><br>Freq Level Limit Line Margin Read Level Ant Factor Cable Loss Preamp Factor APos TPos Remark<br>MHz dBuV/m dBuV/m dB dBuV dB/m dB dB cm deg<br>1 4924.00 45.40 74.00 -28.60 50.94 34.87 11.12 51.53 -- -- Peak<br>2 7386.00 47.83 74.00 -26.17 49.53 36.35 13.13 51.18 -- -- Peak | 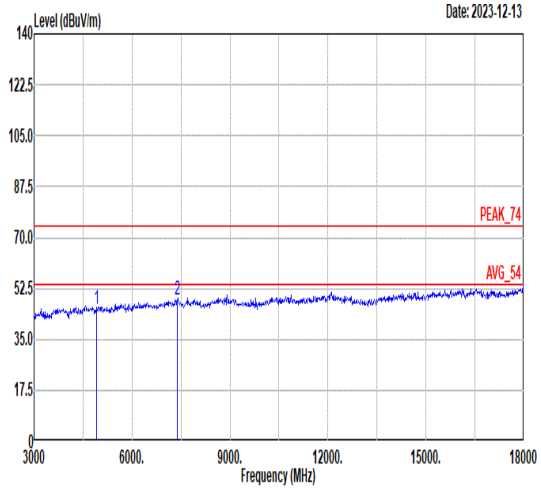 <br><br>Freq Level Limit Line Margin Read Level Ant Factor Cable Loss Preamp Factor APos TPos Remark<br>MHz dBuV/m dBuV/m dB dBuV dB/m dB dB cm deg<br>1 4924.00 45.28 74.00 -28.72 50.82 34.87 11.12 51.53 -- -- Peak<br>2 7386.00 48.66 74.00 -25.34 50.36 36.35 13.13 51.18 -- -- Peak |

| Mode | 10 | |
|---|---|---|
| | Band Edge - L | |
| | 2400-2483.5_802.11n 40_CH3_2422MHz | |
| ANT | CDD 1+2 | |
| Pol. | Horizontal | Fundamental |
| Peak | 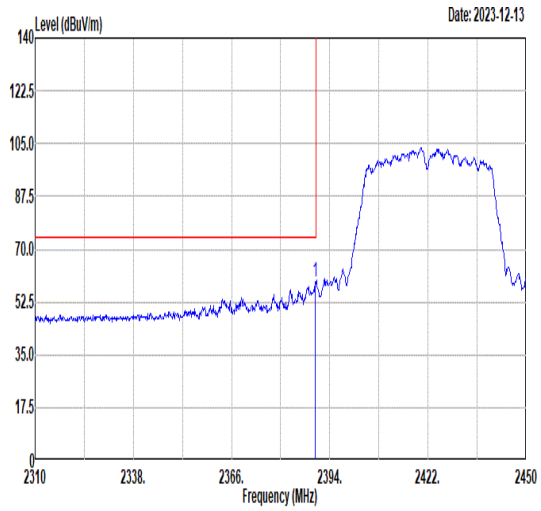 <br>Freq Level Limit Line Margin Read Level Ant Factor Cable Loss Preamp Factor APos TPos Remark<br>1 2389.80 59.38 74.00 -14.62 51.44 32.26 7.76 32.08 306 261 Peak | 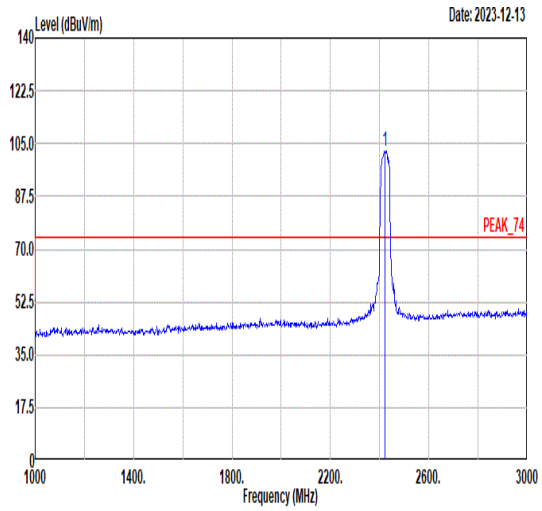 <br>Freq Level Limit Line Margin Read Level Ant Factor Cable Loss Preamp Factor APos TPos Remark<br>1 2422.00 102.70 ------ ------ 94.63 32.33 7.82 32.08 306 261 Peak |
| Avg | 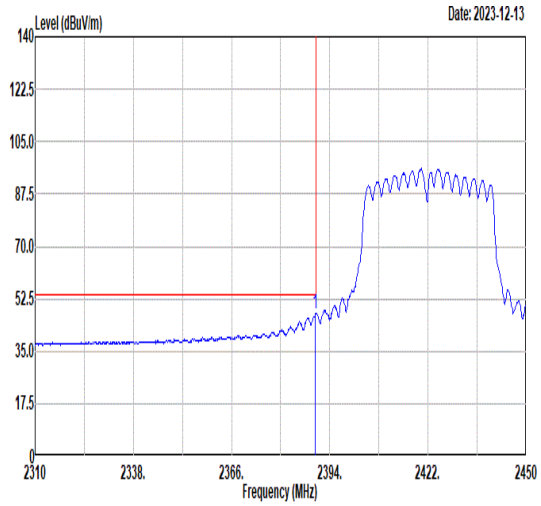 <br>Freq Level Limit Line Margin Read Level Ant Factor Cable Loss Preamp Factor APos TPos Remark<br>1 2389.94 47.68 54.00 -6.32 39.74 32.26 7.76 32.08 306 261 Average | 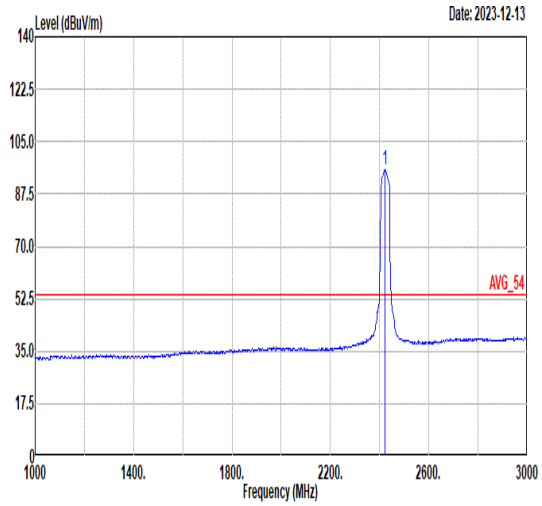 <br>Freq Level Limit Line Margin Read Level Ant Factor Cable Loss Preamp Factor APos TPos Remark<br>1 2422.00 95.64 ------ ------ 87.57 32.33 7.82 32.08 306 261 Average |

| Mode | 10 | |
|---|---|---|
| | Band Edge - R | |
| | 2400-2483.5_802.11n 40_CH3_2422MHz | |
| ANT | CDD 1+2 | |
| Pol. | Horizontal | Fundamental |
| Peak | 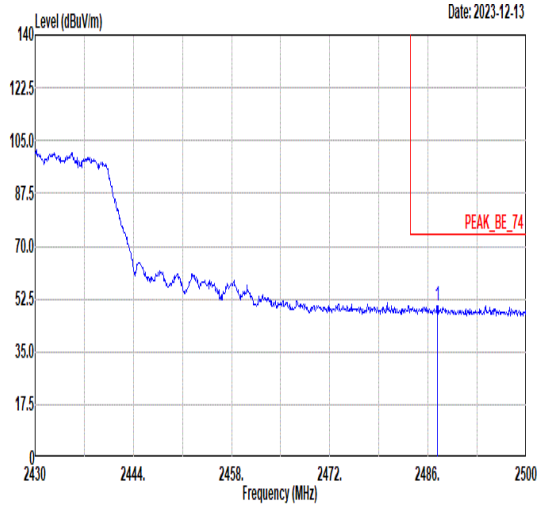 <br>Freq Level Limit Line Margin Read Level Ant Factor Cable Loss Preamp Factor APos TPos Remark<br>MHz dBuV/m dBuV/m dB dBuV dB/m dB dB cm deg<br>1 2487.33 50.01 74.00 -23.99 41.76 32.47 7.88 32.10 306 261 Peak | Blank |
| Avg | 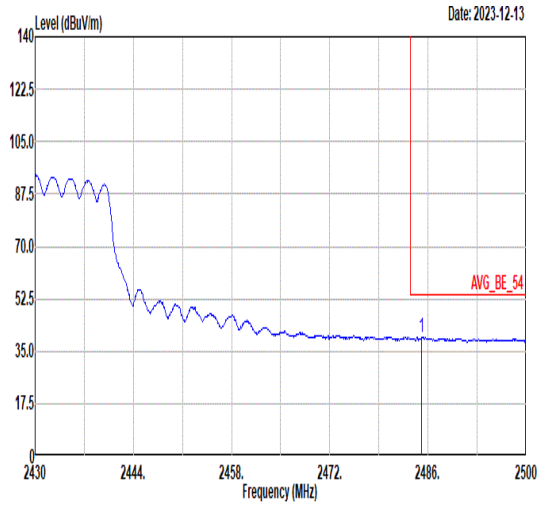 <br>Freq Level Limit Line Margin Read Level Ant Factor Cable Loss Preamp Factor APos TPos Remark<br>MHz dBuV/m dBuV/m dB dBuV dB/m dB dB cm deg<br>1 2485.09 39.48 54.00 -14.52 31.23 32.47 7.88 32.10 306 261 Average | Blank |

| Mode | 10 | |
|---|---|---|
| | Band Edge - L | |
| | 2400-2483.5_802.11n 40_CH3_2422MHz | |
| ANT | CDD 1+2 | |
| Pol. | Vertical | Fundamental |
| Peak | 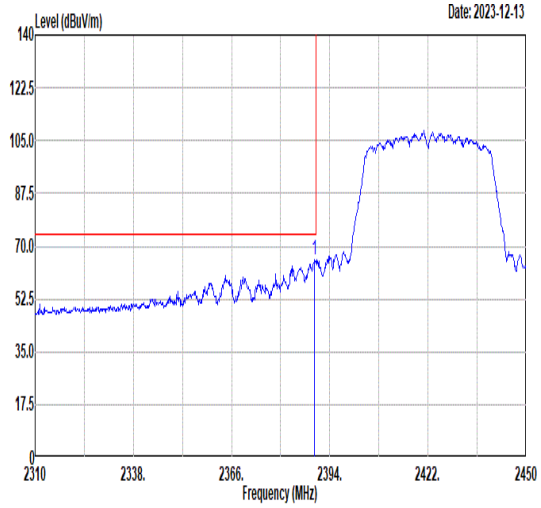 <br>Freq Level Limit Line Margin Read Level Ant Factor Cable Loss Preamp Factor APos TPos Remark<br>1 2389.66 65.36 74.00 -8.64 57.42 32.26 7.76 32.08 174 272 Peak | 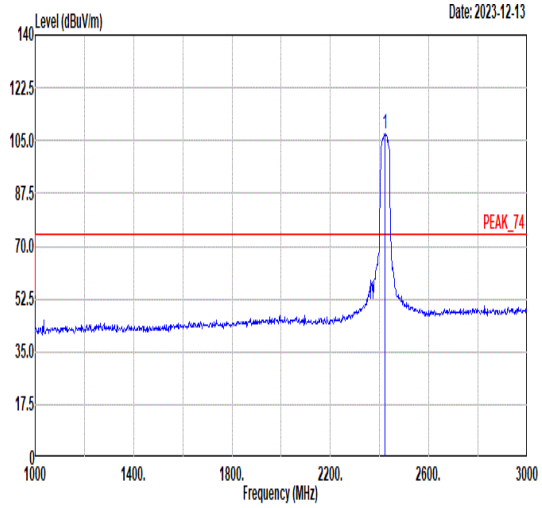 <br>Freq Level Limit Line Margin Read Level Ant Factor Cable Loss Preamp Factor APos TPos Remark<br>1 2422.00 107.09 ------ ------ 99.02 32.33 7.82 32.08 174 272 Peak |
| Avg | 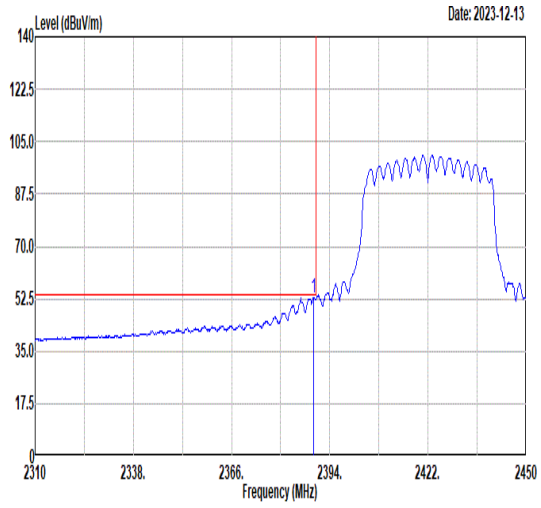 <br>Freq Level Limit Line Margin Read Level Ant Factor Cable Loss Preamp Factor APos TPos Remark<br>1 2389.38 52.96 54.00 -1.04 45.02 32.26 7.76 32.08 174 272 Average | 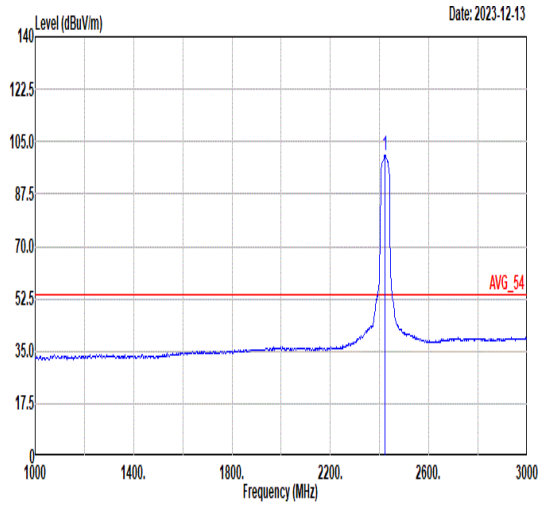 <br>Freq Level Limit Line Margin Read Level Ant Factor Cable Loss Preamp Factor APos TPos Remark<br>1 2422.00 100.26 ------ ------ 92.19 32.33 7.82 32.08 174 272 Average |

| Mode | 10 | |
|---|---|---|
| | Band Edge - R | |
| | 2400-2483.5_802.11n 40_CH3_2422MHz | |
| ANT | CDD 1+2 | |
| Pol. | Vertical | Fundamental |
| Peak | 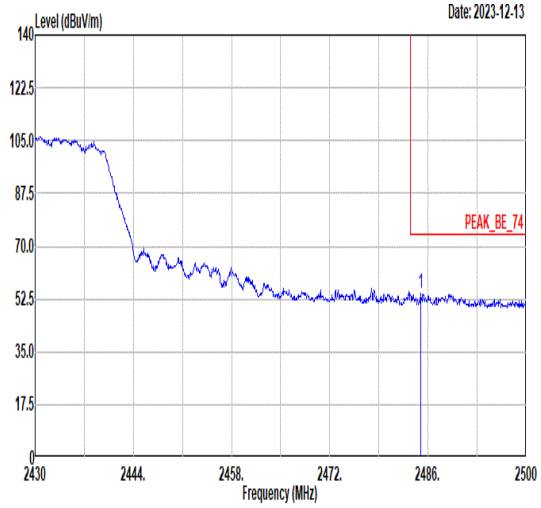 <br>Freq Level Limit Line Margin Read Level Ant Factor Cable Loss Preamp Factor APos TPos Remark<br>MHz dBuV/m dBuV/m dB dBuV dB/m dB dB cm deg<br>1 2484.95 54.16 74.00 -19.84 45.91 32.47 7.88 32.10 174 272 Peak | Blank |
| Avg | 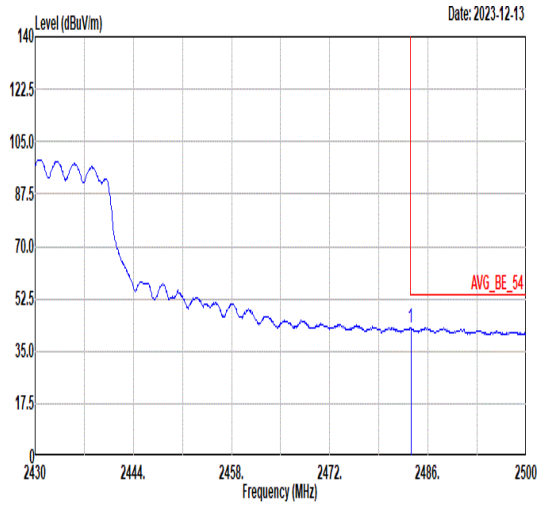 <br>Freq Level Limit Line Margin Read Level Ant Factor Cable Loss Preamp Factor APos TPos Remark<br>MHz dBuV/m dBuV/m dB dBuV dB/m dB dB cm deg<br>1 2483.55 42.69 54.00 -11.31 34.45 32.46 7.88 32.10 174 272 Average | Blank |

| Mode | 10 | |
|---|---|---|
| | Harmonic | |
| | 2400-2483.5_802.11n 40_CH3_2422MHz | |
| ANT | CDD 1+2 | |
| Pol. | Horizontal | Vertical |
| Peak<br>Avg | 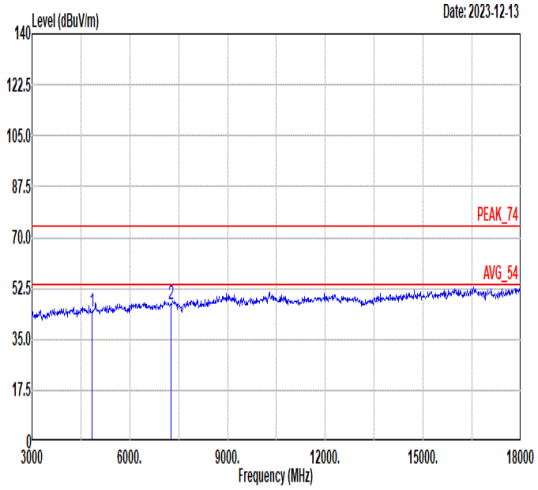 <br>Freq Level Limit Line Margin Read Level Ant Factor Cable Loss Preamp Factor APos TPos Remark<br>MHz dBuV/m dBuV/m dB dBuV dB/m dB dB cm deg<br>1 4844.00 44.62 74.00 -29.38 50.25 34.84 11.09 51.56 -- -- Peak<br>2 7266.00 47.26 74.00 -26.74 49.05 36.31 13.05 51.15 -- -- Peak | 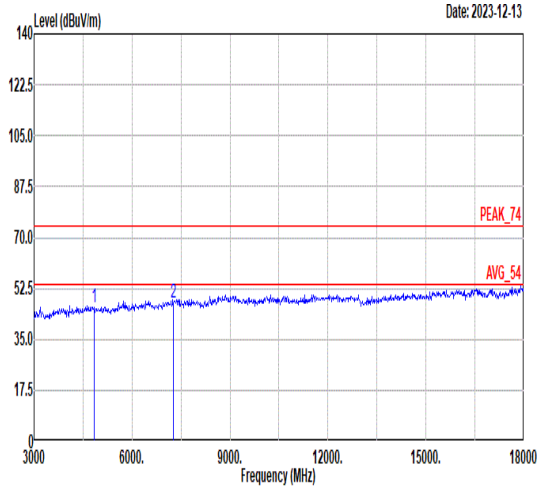 <br>Freq Level Limit Line Margin Read Level Ant Factor Cable Loss Preamp Factor APos TPos Remark<br>MHz dBuV/m dBuV/m dB dBuV dB/m dB dB cm deg<br>1 4844.00 45.94 74.00 -28.06 51.57 34.84 11.09 51.56 -- -- Peak<br>2 7266.00 47.37 74.00 -26.63 49.16 36.31 13.05 51.15 -- -- Peak |

| Mode | 11 | |
|---|---|---|
| | Band Edge - L | |
| | 2400-2483.5_802.11 n 40_CH6_2437MHz | |
| ANT | CDD 1+2 | |
| Pol. | Horizontal | Fundamental |
| Peak | 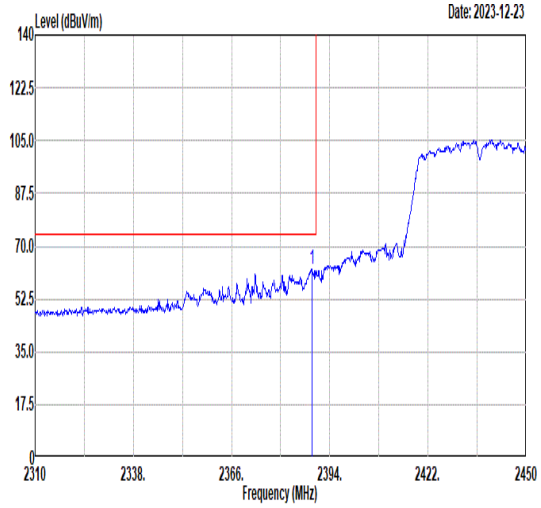 <br>Freq Level Limit Line Margin Read Level Ant Factor Cable Loss Preamp Factor APos TPos Remark<br>MHz dBuV/m dBuV/m dB dBuV dB/m dB dB cm deg<br>1 2388.96 62.15 74.00 -11.85 54.21 32.26 7.76 32.08 300 259 Peak | 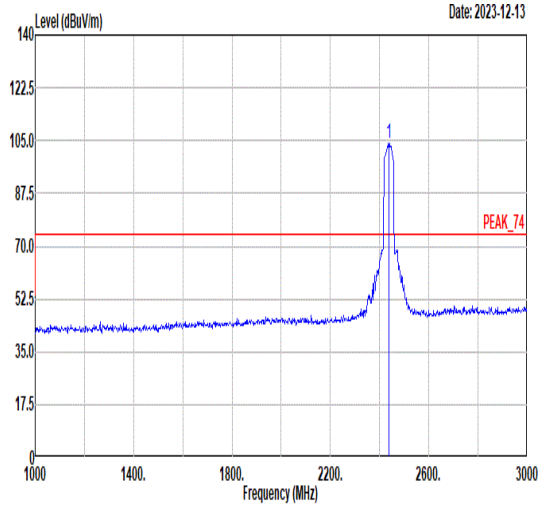 <br>Freq Level Limit Line Margin Read Level Ant Factor Cable Loss Preamp Factor APos TPos Remark<br>MHz dBuV/m dBuV/m dB dBuV dB/m dB dB cm deg<br>1 2437.00 104.25 ------ ------ 96.15 32.36 7.83 32.09 300 259 Peak |
| Avg | 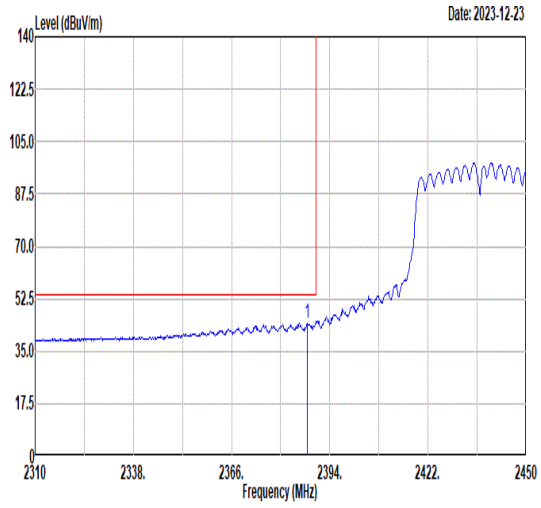 <br>Freq Level Limit Line Margin Read Level Ant Factor Cable Loss Preamp Factor APos TPos Remark<br>MHz dBuV/m dBuV/m dB dBuV dB/m dB dB cm deg<br>1 2387.56 44.21 54.00 -9.79 36.29 32.25 7.75 32.08 300 259 Average | 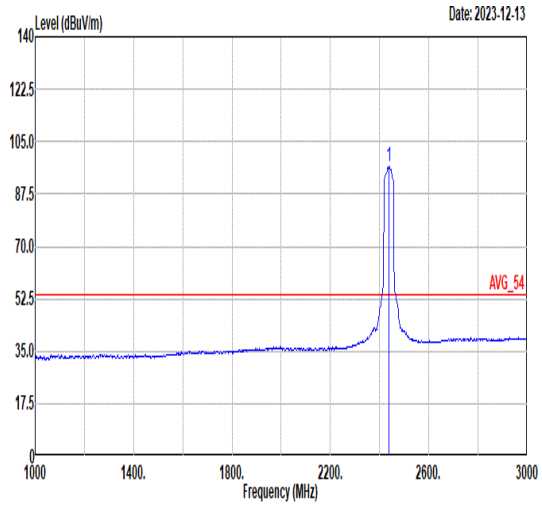 <br>Freq Level Limit Line Margin Read Level Ant Factor Cable Loss Preamp Factor APos TPos Remark<br>MHz dBuV/m dBuV/m dB dBuV dB/m dB dB cm deg<br>1 2437.00 96.64 ------ ------ 88.54 32.36 7.83 32.09 300 259 Average |

| Mode | 11 | |
|---|---|---|
| | Band Edge - R | |
| | 2400-2483.5_802.11 n 40_CH6_2437MHz | |
| ANT | CDD 1+2 | |
| Pol. | Horizontal | Fundamental |
| Peak | 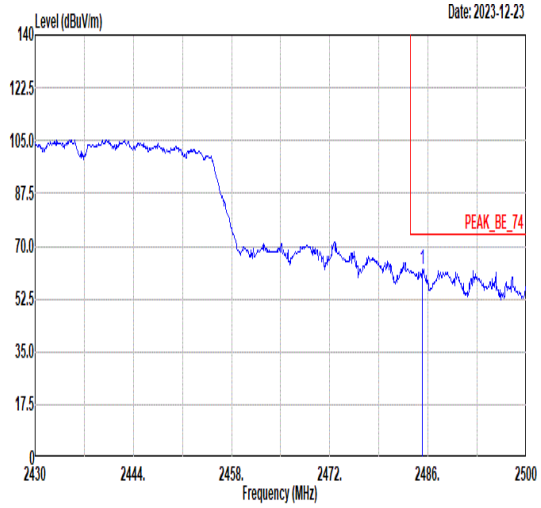 <br>Freq Level Limit Line Margin Read Level Ant Factor Cable Loss Preamp Factor APos TPos Remark<br>MHz dBuV/m dBuV/m dB dBuV dB/m dB dB cm deg<br>1 2485.16 62.57 74.00 -11.43 54.32 32.47 7.88 32.10 300 259 Peak | Blank |
| Avg | 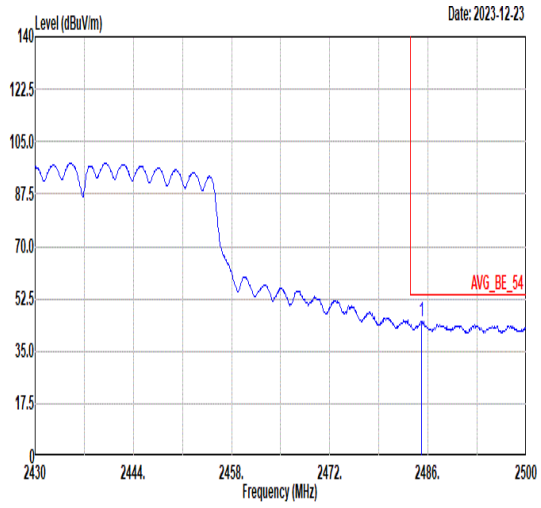 <br>Freq Level Limit Line Margin Read Level Ant Factor Cable Loss Preamp Factor APos TPos Remark<br>MHz dBuV/m dBuV/m dB dBuV dB/m dB dB cm deg<br>1 2485.09 44.83 54.00 -9.17 36.58 32.47 7.88 32.10 300 259 Average | Blank |

| Mode | 11 | |
|---|---|---|
| | Band Edge - L | |
| | 2400-2483.5_802.11 n 40_CH6_2437MHz | |
| ANT | CDD 1+2 | |
| Pol. | Vertical | Fundamental |
| Peak | 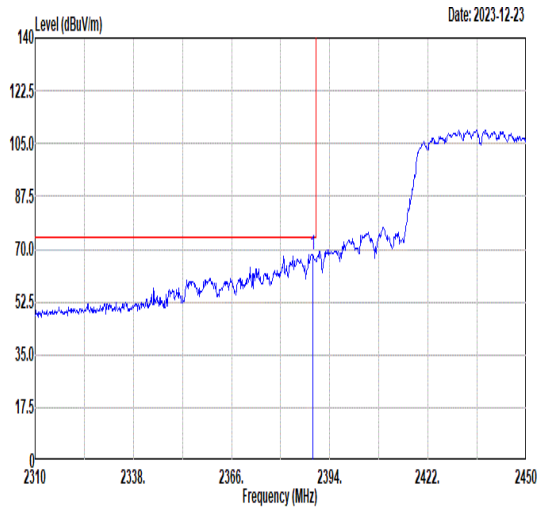 <br>Freq Level Limit Line Margin Read Level Ant Factor Cable Loss Preamp Factor APos TPos Remark<br>1 2389.10 68.24 74.00 -5.76 60.30 32.26 7.76 32.08 173 273 Peak | 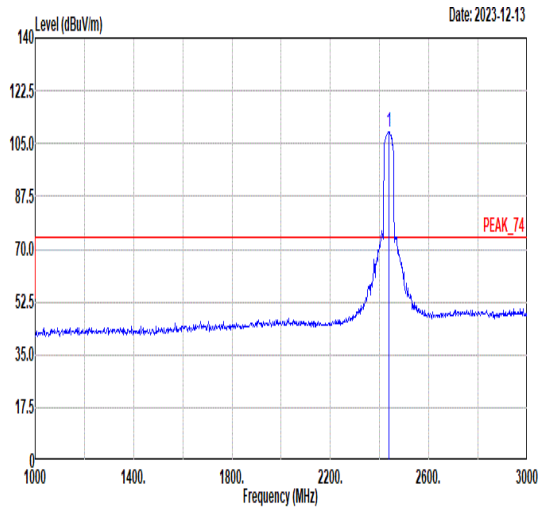 <br>Freq Level Limit Line Margin Read Level Ant Factor Cable Loss Preamp Factor APos TPos Remark<br>1 2437.00 109.04 ------ ------ 100.94 32.36 7.83 32.09 173 273 Peak |
| Avg | 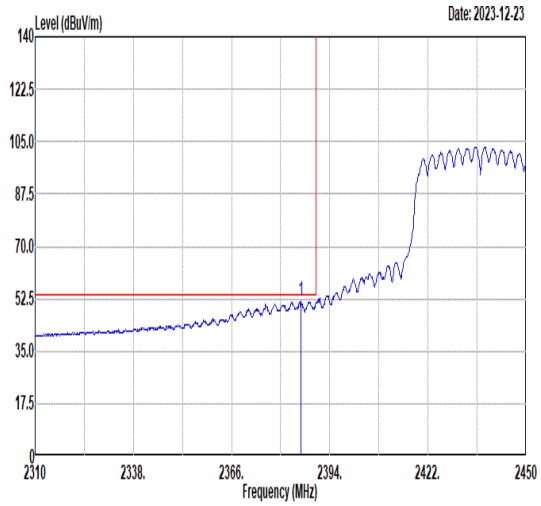 <br>Freq Level Limit Line Margin Read Level Ant Factor Cable Loss Preamp Factor APos TPos Remark<br>1 2385.74 51.91 54.00 -2.09 43.99 32.25 7.75 32.08 173 273 Average | 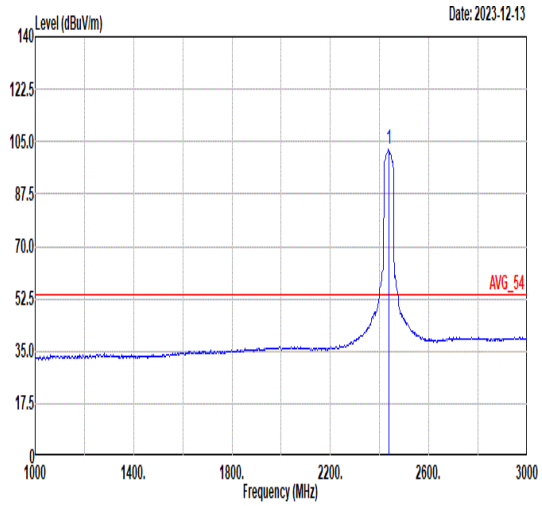 <br>Freq Level Limit Line Margin Read Level Ant Factor Cable Loss Preamp Factor APos TPos Remark<br>1 2437.00 102.28 ------ ------ 94.18 32.36 7.83 32.09 173 273 Average |

| Mode | 11 | |
|---|---|---|
| | Band Edge - R | |
| | 2400-2483.5_802.11 n 40_CH6_2437MHz | |
| ANT | CDD 1+2 | |
| Pol. | Vertical | Fundamental |
| Peak | 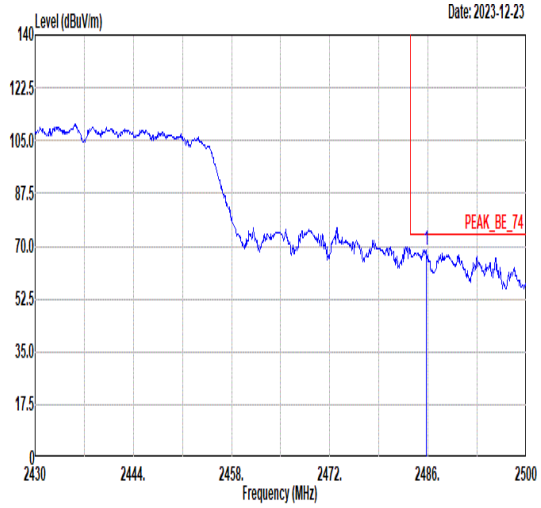 <br>Freq Level Limit Line Margin Read Level Ant Factor Cable Loss Preamp Factor APos TPos Remark<br>MHz dBuV/m dBuV/m dB dBuV dB/m dB dB cm deg<br>1 2485.72 68.76 74.00 -5.24 60.51 32.47 7.88 32.10 173 273 Peak | Blank |
| Avg | 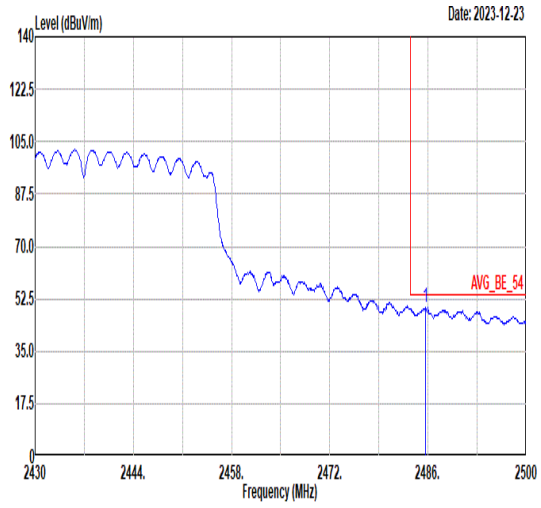 <br>Freq Level Limit Line Margin Read Level Ant Factor Cable Loss Preamp Factor APos TPos Remark<br>MHz dBuV/m dBuV/m dB dBuV dB/m dB dB cm deg<br>1 2485.65 49.54 54.00 -4.46 41.29 32.47 7.88 32.10 173 273 Average | Blank |

| Mode | 11 | |
|---|---|---|
| | Harmonic | |
| | 2400-2483.5_802.11 n 40_CH6_2437MHz | |
| ANT | CDD 1+2 | |
| Pol. | Horizontal | Vertical |
| Peak<br>Avg | 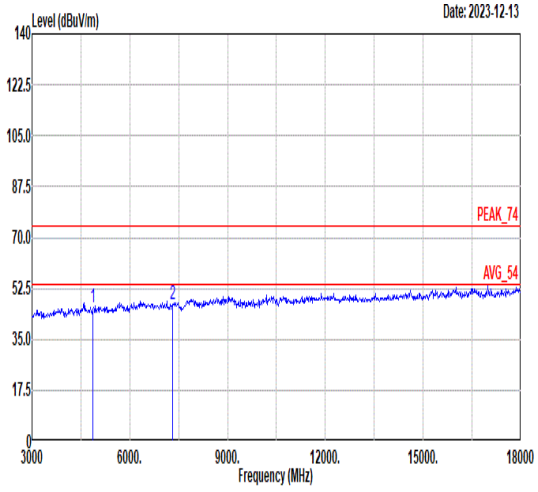 <br><br>Freq Level Limit Line Margin Read Level Ant Factor Cable Loss Preamp Factor APos TPos Remark<br>MHz dBuV/m dBuV/m dB dBuV dB/m dB dB cm deg<br>1 4874.00 45.96 74.00 -28.04 51.56 34.85 11.10 51.55 -- -- Peak<br>2 7311.00 46.81 74.00 -27.19 48.57 36.32 13.08 51.16 -- -- Peak | 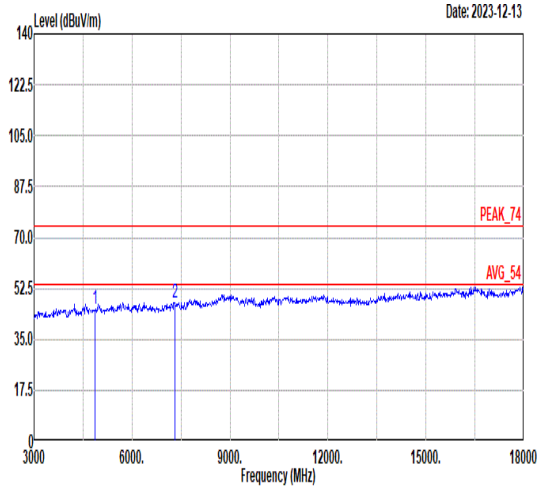 <br><br>Freq Level Limit Line Margin Read Level Ant Factor Cable Loss Preamp Factor APos TPos Remark<br>MHz dBuV/m dBuV/m dB dBuV dB/m dB dB cm deg<br>1 4874.00 45.60 74.00 -28.40 51.20 34.85 11.10 51.55 -- -- Peak<br>2 7311.00 47.47 74.00 -26.53 49.23 36.32 13.08 51.16 -- -- Peak |

| Mode | 12 | |
|---|---|---|
| | Band Edge - L | |
| | 2400-2483.5_802.11 n 40_CH9_2452MHz | |
| ANT | CDD 1+2 | |
| Pol. | Horizontal | Fundamental |
| Peak | 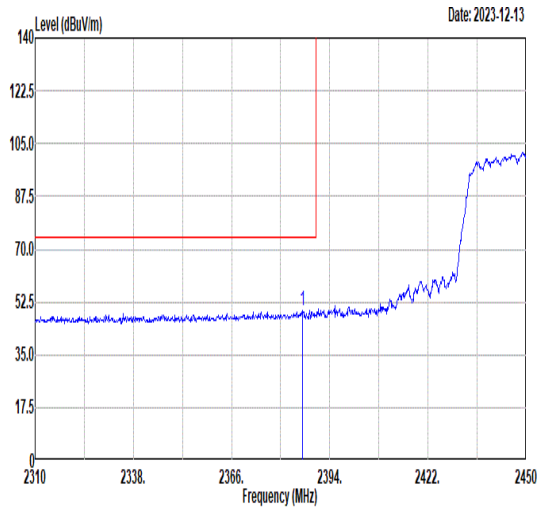 <br>Freq Level Limit Line Margin Read Level Ant Factor Cable Loss Preamp Factor APos TPos Remark<br>MHz dBuV/m dBuV/m dB dBuV dB/m dB dB cm deg<br>1 2386.16 49.41 74.00 -24.59 41.49 32.25 7.75 32.08 302 260 Peak | 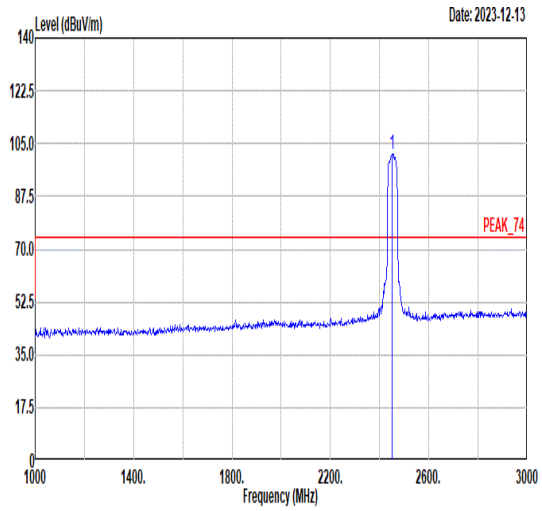 <br>Freq Level Limit Line Margin Read Level Ant Factor Cable Loss Preamp Factor APos TPos Remark<br>MHz dBuV/m dBuV/m dB dBuV dB/m dB dB cm deg<br>1 2452.00 101.58 74.00 27.58 93.43 32.39 7.85 32.09 302 260 Peak |
| Avg | 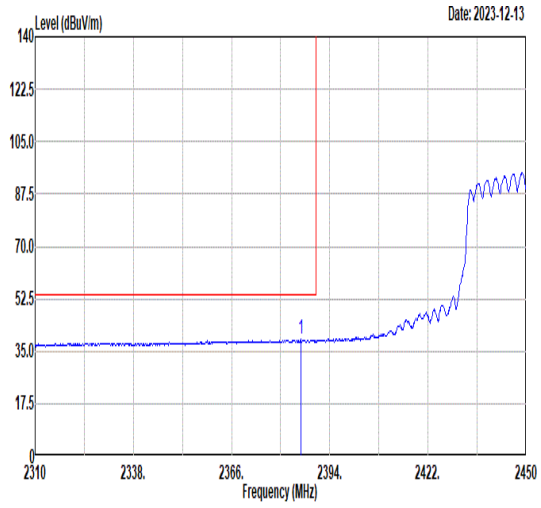 <br>Freq Level Limit Line Margin Read Level Ant Factor Cable Loss Preamp Factor APos TPos Remark<br>MHz dBuV/m dBuV/m dB dBuV dB/m dB dB cm deg<br>1 2385.74 38.92 54.00 -15.08 31.00 32.25 7.75 32.08 302 260 Average | 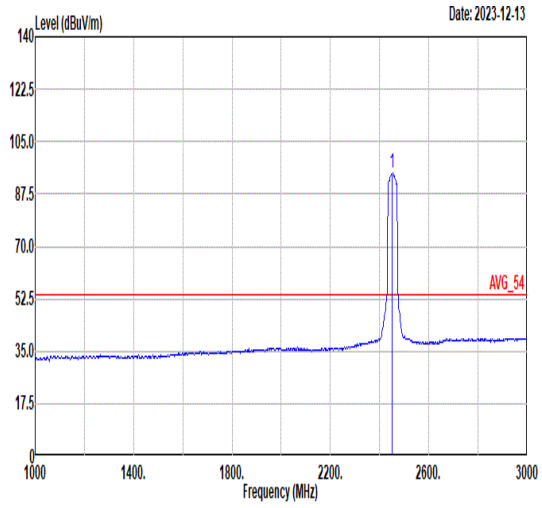 <br>Freq Level Limit Line Margin Read Level Ant Factor Cable Loss Preamp Factor APos TPos Remark<br>MHz dBuV/m dBuV/m dB dBuV dB/m dB dB cm deg<br>1 2452.00 94.34 54.00 40.34 86.19 32.39 7.85 32.09 302 260 Average |

| Mode | 12 | |
|---|---|---|
| | Band Edge - R | |
| | 2400-2483.5_802.11 n 40_CH9_2452MHz | |
| ANT | CDD 1+2 | |
| Pol. | Horizontal | Fundamental |
| Peak | 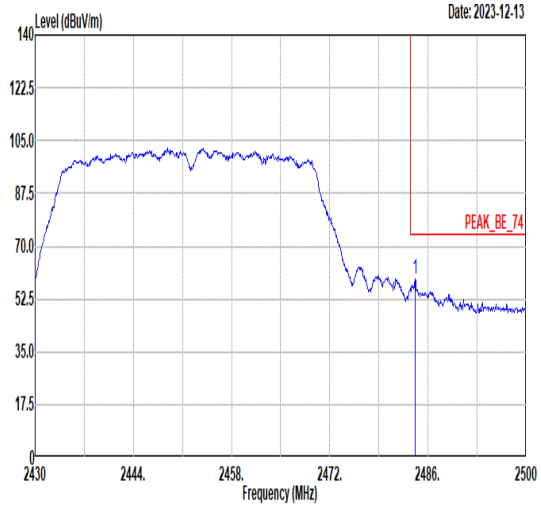 <br>Freq Level Limit Line Margin Read Level Ant Factor Cable Loss Preamp Factor APos TPos Remark<br>MHz dBuV/m dBuV/m dB dBuV dB/m dB dB cm deg<br>1 2484.18 59.25 74.00 -14.75 51.00 32.47 7.88 32.10 302 260 Peak | Blank |
| Avg | 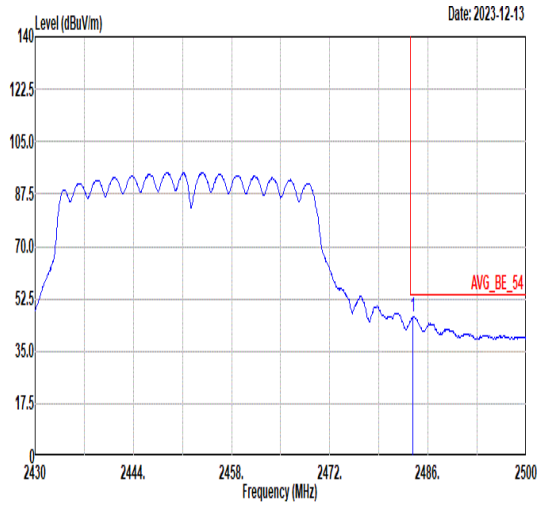 <br>Freq Level Limit Line Margin Read Level Ant Factor Cable Loss Preamp Factor APos TPos Remark<br>MHz dBuV/m dBuV/m dB dBuV dB/m dB dB cm deg<br>1 2483.83 46.50 54.00 -7.50 38.26 32.46 7.88 32.10 302 260 Average | Blank |

| Mode | 12 | |
|---|---|---|
| | Band Edge - L | |
| | 2400-2483.5_802.11 n 40_CH9_2452MHz | |
| ANT | CDD 1+2 | |
| Pol. | Vertical | Fundamental |
| Peak | 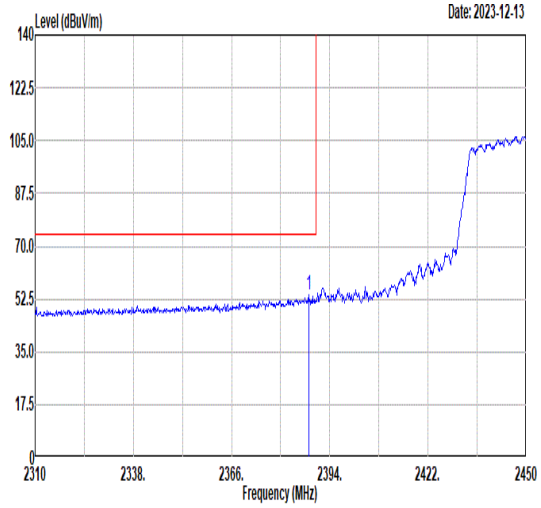 <br>Freq Level Limit Line Margin Read Level Ant Factor Cable Loss Preamp Factor APos TPos Remark<br>1 2387.98 53.70 74.00 -20.30 45.78 32.25 7.75 32.08 170 272 Peak | 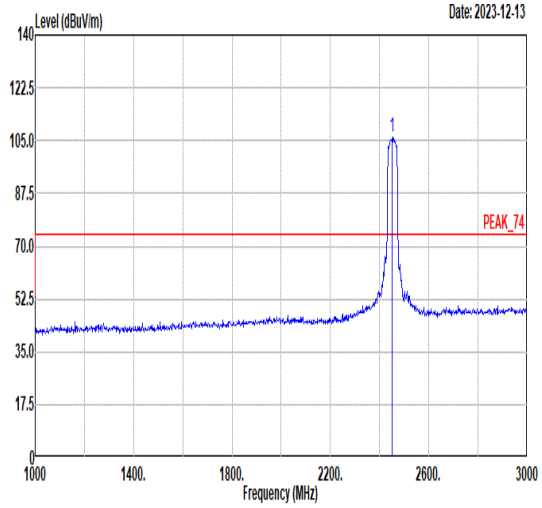 <br>Freq Level Limit Line Margin Read Level Ant Factor Cable Loss Preamp Factor APos TPos Remark<br>1 2452.00 106.01 74.00 32.01 97.86 32.39 7.85 32.09 170 272 Peak |
| Avg | 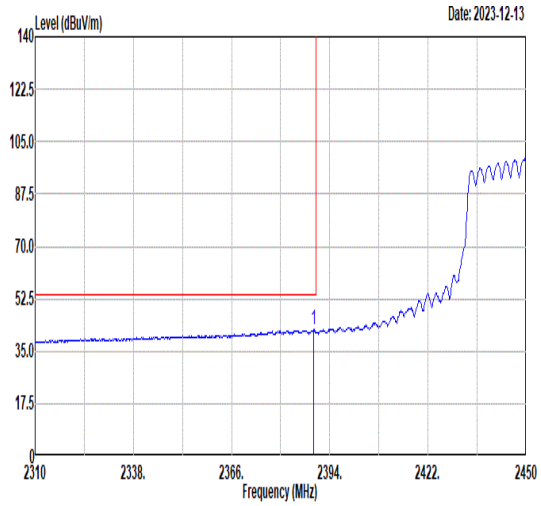 <br>Freq Level Limit Line Margin Read Level Ant Factor Cable Loss Preamp Factor APos TPos Remark<br>1 2389.38 42.15 54.00 -11.85 34.21 32.26 7.76 32.08 170 272 Average | 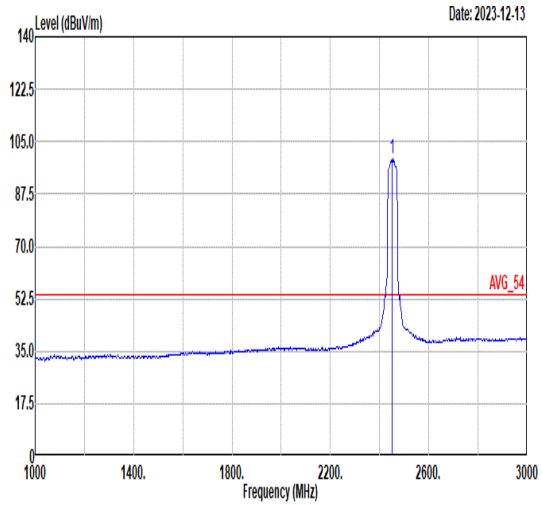 <br>Freq Level Limit Line Margin Read Level Ant Factor Cable Loss Preamp Factor APos TPos Remark<br>1 2452.00 99.12 54.00 45.12 90.97 32.39 7.85 32.09 170 272 Average |

| Mode | 12 | |
|---|---|---|
| | Band Edge - R | |
| | 2400-2483.5_802.11 n 40_CH9_2452MHz | |
| ANT | CDD 1+2 | |
| Pol. | Vertical | Fundamental |
| Peak | 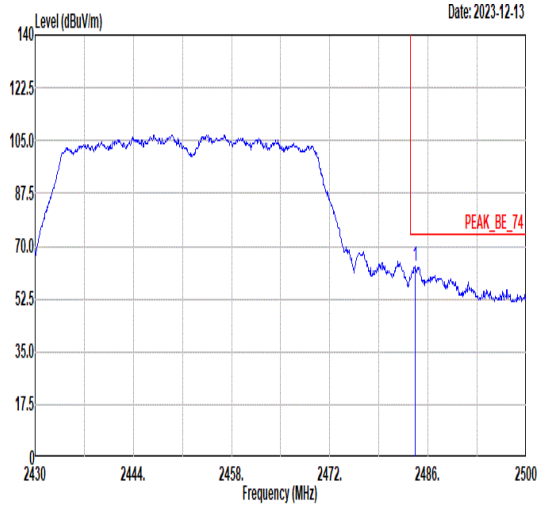 <br>Freq Level Limit Line Margin Read Level Ant Factor Cable Loss Preamp Factor APos TPos Remark<br>MHz dBuV/m dBuV/m dB dBuV dB/m dB dB cm deg<br>1 2484.18 63.58 74.00 -10.42 55.33 32.47 7.88 32.10 170 272 Peak | Blank |
| Avg | 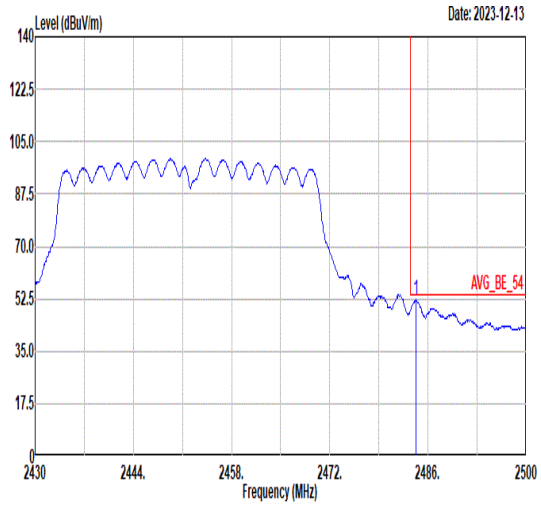 <br>Freq Level Limit Line Margin Read Level Ant Factor Cable Loss Preamp Factor APos TPos Remark<br>MHz dBuV/m dBuV/m dB dBuV dB/m dB dB cm deg<br>1 2484.25 52.09 54.00 -1.91 43.84 32.47 7.88 32.10 170 272 Average | Blank |

| Mode | 12 | |
|---|---|---|
| | Harmonic | |
| | 2400-2483.5_802.11 n 40_CH9_2452MHz | |
| ANT | CDD 1+2 | |
| Pol. | Horizontal | Vertical |
| Peak<br>Avg | 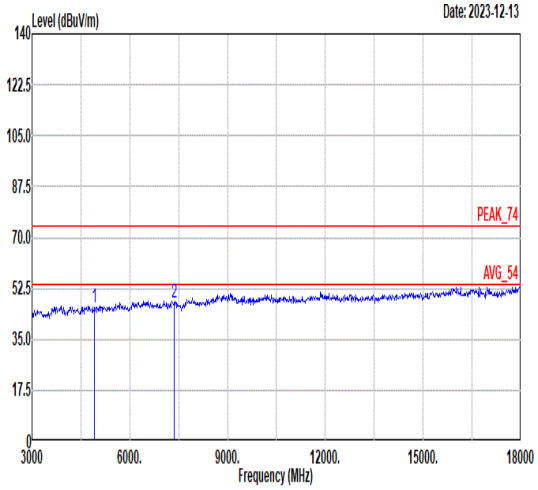 <br><br>Freq Level Limit Line Margin Read Level Ant Factor Cable Loss Preamp Factor APos TPos Remark<br>MHz dBuV/m dBuV/m dB dBuV dB/m dB dB cm deg<br>1 4904.00 45.86 74.00 -28.14 51.43 34.86 11.11 51.54 -- -- Peak<br>2 7356.00 47.74 74.00 -26.26 49.46 36.34 13.11 51.17 -- -- Peak | 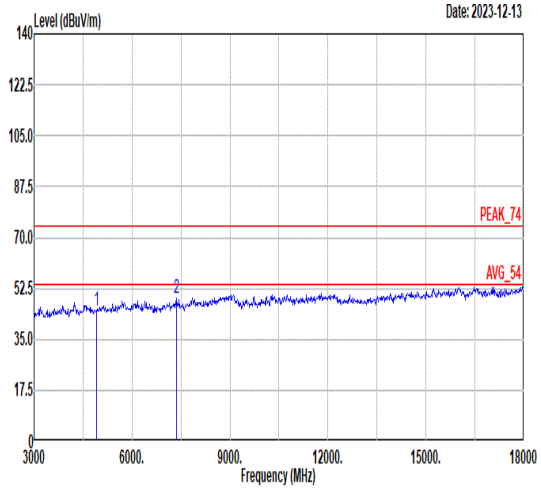 <br><br>Freq Level Limit Line Margin Read Level Ant Factor Cable Loss Preamp Factor APos TPos Remark<br>MHz dBuV/m dBuV/m dB dBuV dB/m dB dB cm deg<br>1 4904.00 45.14 74.00 -28.86 50.71 34.86 11.11 51.54 -- -- Peak<br>2 7356.00 49.16 74.00 -24.84 50.88 36.34 13.11 51.17 -- -- Peak |

| Mode | 13 | |
|---|---|---|
| | Band Edge | |
| | 2400-2483.5_802.11 ax 20_CH1_Full_2412MHz | |
| ANT | CDD 1+2 | |
| Pol. | Horizontal | Fundamental |
| Peak | 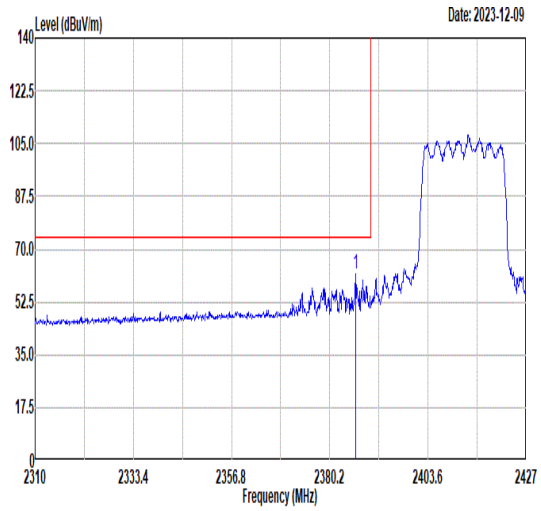 <br>Freq Level Limit Line Margin Read Level Ant Factor Cable Loss Preamp Factor APos TPos Remark<br>MHz dBuV/m dBuV/m dB dBuV dB/m dB dB cm deg<br>1 2386.28 61.66 74.00 -12.34 53.74 32.25 7.75 32.08 351 243 Peak | 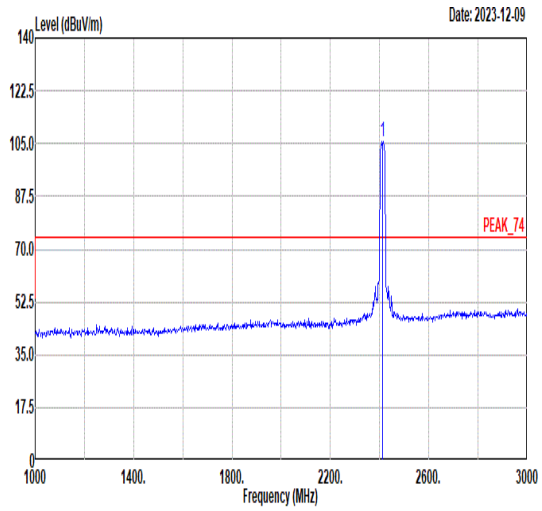 <br>Freq Level Limit Line Margin Read Level Ant Factor Cable Loss Preamp Factor APos TPos Remark<br>MHz dBuV/m dBuV/m dB dBuV dB/m dB dB cm deg<br>1 2412.00 105.68 74.00 31.68 97.64 32.31 7.81 32.08 351 243 Peak |
| Avg | 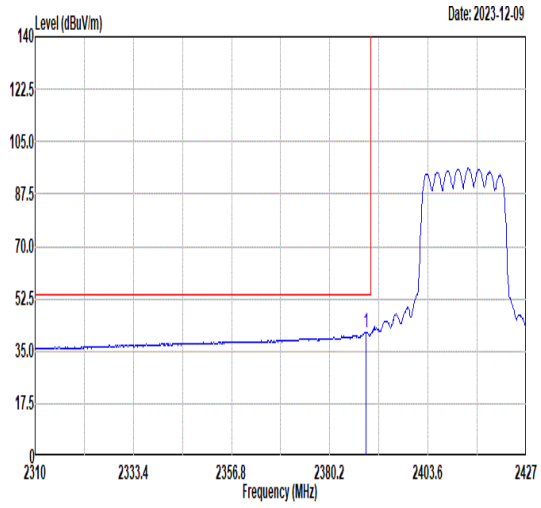 <br>Freq Level Limit Line Margin Read Level Ant Factor Cable Loss Preamp Factor APos TPos Remark<br>MHz dBuV/m dBuV/m dB dBuV dB/m dB dB cm deg<br>1 2388.86 41.47 54.00 -12.53 33.53 32.26 7.76 32.08 351 243 Average | 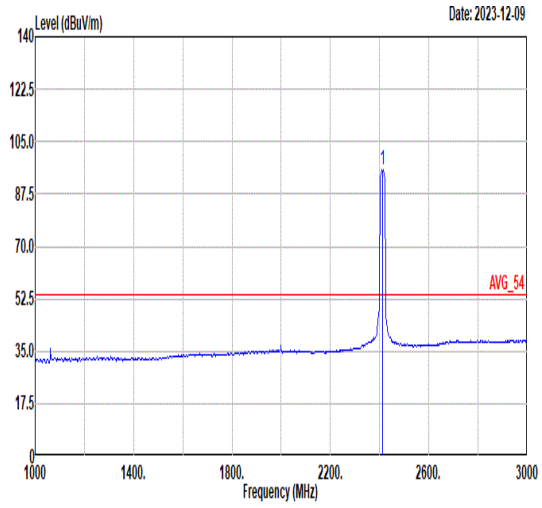 <br>Freq Level Limit Line Margin Read Level Ant Factor Cable Loss Preamp Factor APos TPos Remark<br>MHz dBuV/m dBuV/m dB dBuV dB/m dB dB cm deg<br>1 2412.00 95.73 54.00 41.73 87.69 32.31 7.81 32.08 351 243 Average |

| Mode | 13 | |
|---|---|---|
| | Band Edge | |
| | 2400-2483.5_802.11 ax 20_CH1_Full_2412MHz | |
| ANT | CDD 1+2 | |
| Pol. | Vertical | Fundamental |
| Peak | 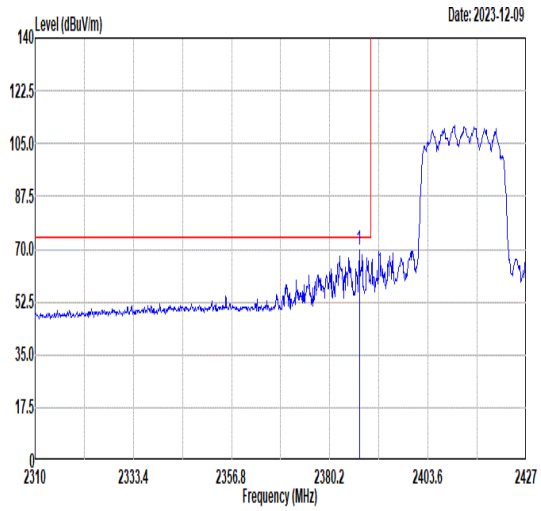 <br>Freq Level Limit Line Margin Read Level Ant Factor Cable Loss Preamp Factor APos TPos Remark<br>1 2387.22 69.80 74.00 -4.20 61.88 32.25 7.75 32.08 358 356 Peak | 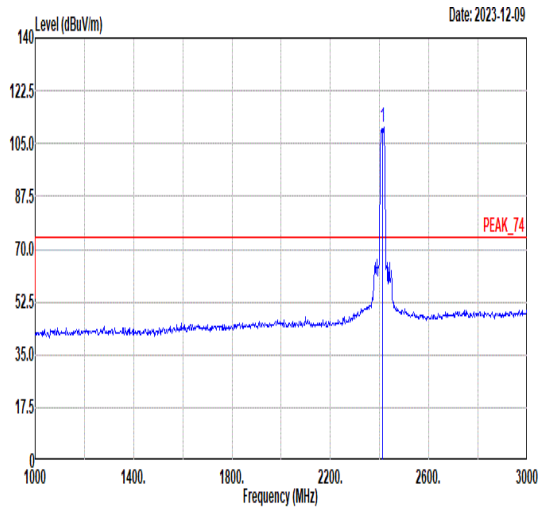 <br>Freq Level Limit Line Margin Read Level Ant Factor Cable Loss Preamp Factor APos TPos Remark<br>1 2412.00 110.49 74.00 36.49 102.45 32.31 7.81 32.08 358 356 Peak |
| Avg | 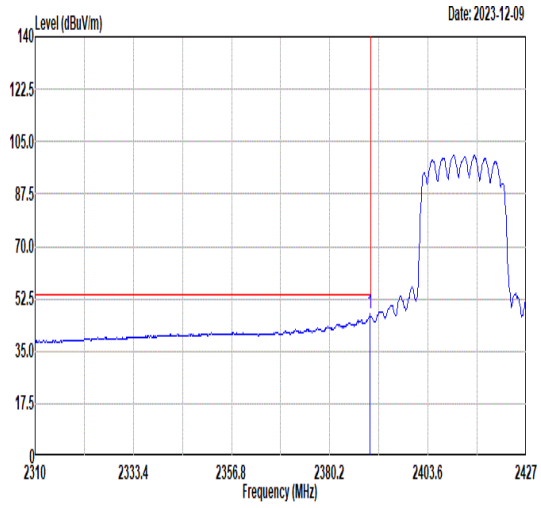 <br>Freq Level Limit Line Margin Read Level Ant Factor Cable Loss Preamp Factor APos TPos Remark<br>1 2389.79 47.48 54.00 -6.52 39.54 32.26 7.76 32.08 358 356 Average | 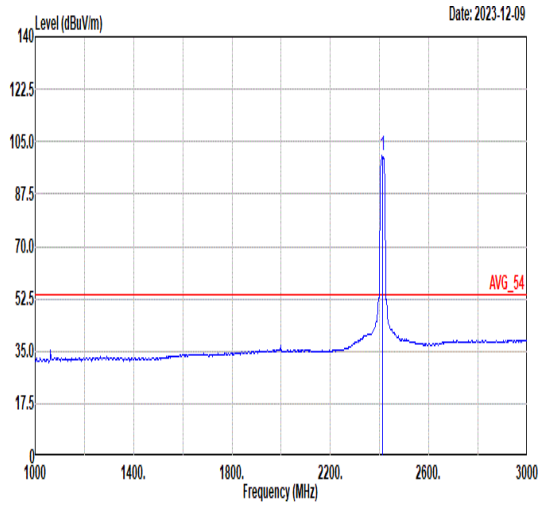 <br>Freq Level Limit Line Margin Read Level Ant Factor Cable Loss Preamp Factor APos TPos Remark<br>1 2412.00 100.13 54.00 46.13 92.09 32.31 7.81 32.08 358 356 Average |

| Mode | 13 | |
|---|---|---|
| | Harmonic | |
| | 2400-2483.5_802.11 ax 20_CH1_Full_2412MHz | |
| ANT | CDD 1+2 | |
| Pol. | Horizontal | Vertical |
| Peak<br>Avg | 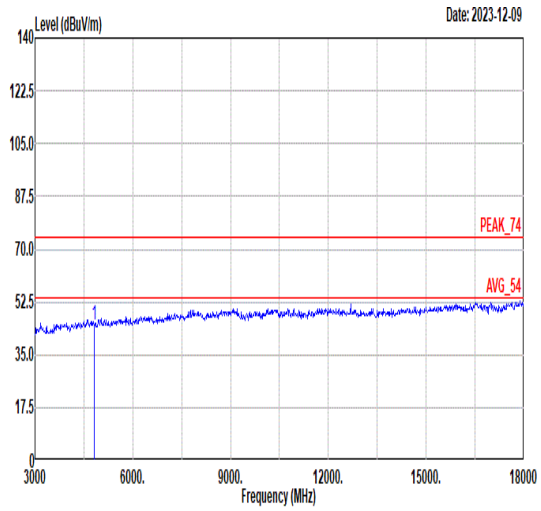 <br><br>Freq Level Limit Line Margin Read Level Ant Factor Cable Loss Preamp Factor APos TPos Remark<br>MHz dBuV/m dBuV/m dB dBuV dB/m dB dB cm deg<br>1 4824.00 44.88 74.00 -29.12 50.54 34.83 11.08 51.57 -- -- Peak | 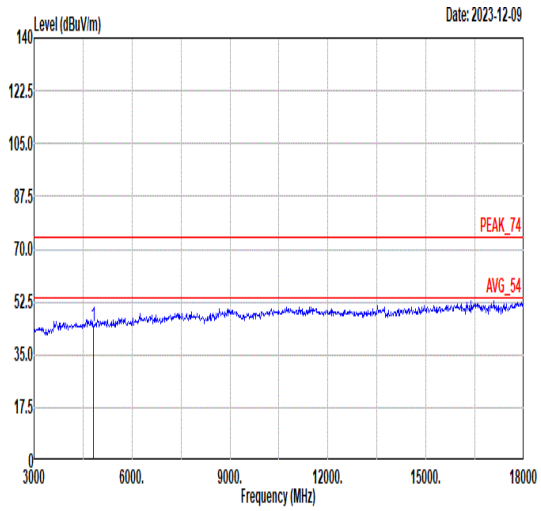 <br><br>Freq Level Limit Line Margin Read Level Ant Factor Cable Loss Preamp Factor APos TPos Remark<br>MHz dBuV/m dBuV/m dB dBuV dB/m dB dB cm deg<br>1 4824.00 44.56 74.00 -29.44 50.22 34.83 11.08 51.57 -- -- Peak |

| Mode | 14 | |
|---|---|---|
| | Band Edge - L | |
| | 2400-2483.5_802.11 ax 20_CH6_Full_2437MHz | |
| ANT | CDD 1+2 | |
| Pol. | Horizontal | Fundamental |
| Peak | 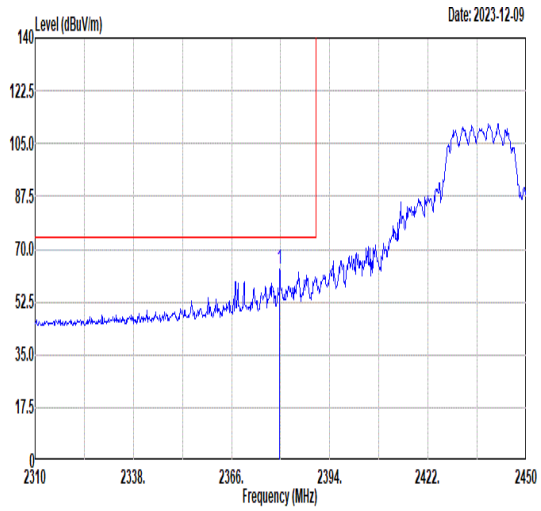 <br>Freq Level Limit Line Margin Read Level Ant Factor Cable Loss Preamp Factor APos TPos Remark<br>MHz dBuV/m dBuV/m dB dBuV dB/m dB dB cm deg<br>1 2379.72 63.21 74.00 -10.79 55.32 32.24 7.73 32.08 349 243 Peak | 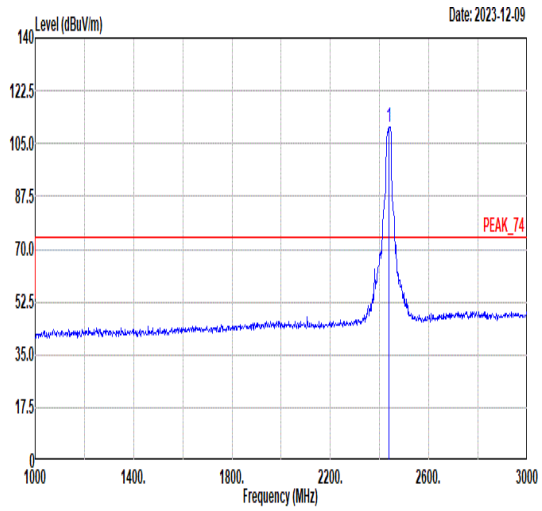 <br>Freq Level Limit Line Margin Read Level Ant Factor Cable Loss Preamp Factor APos TPos Remark<br>MHz dBuV/m dBuV/m dB dBuV dB/m dB dB cm deg<br>1 2437.00 110.56 74.00 36.56 102.46 32.36 7.83 32.09 349 243 Peak |
| Avg | 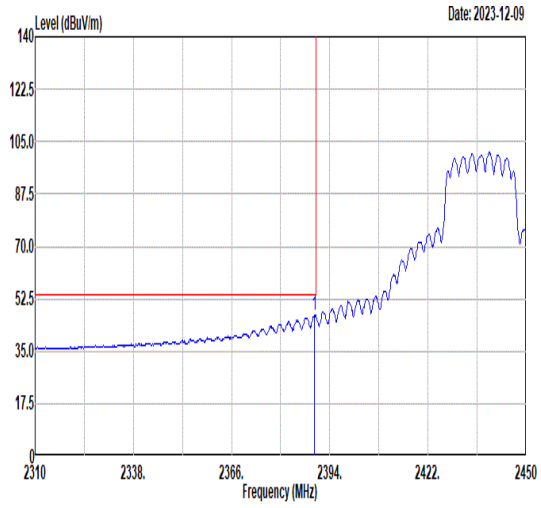 <br>Freq Level Limit Line Margin Read Level Ant Factor Cable Loss Preamp Factor APos TPos Remark<br>MHz dBuV/m dBuV/m dB dBuV dB/m dB dB cm deg<br>1 2389.66 46.85 54.00 -7.15 38.91 32.26 7.76 32.08 349 243 Average | 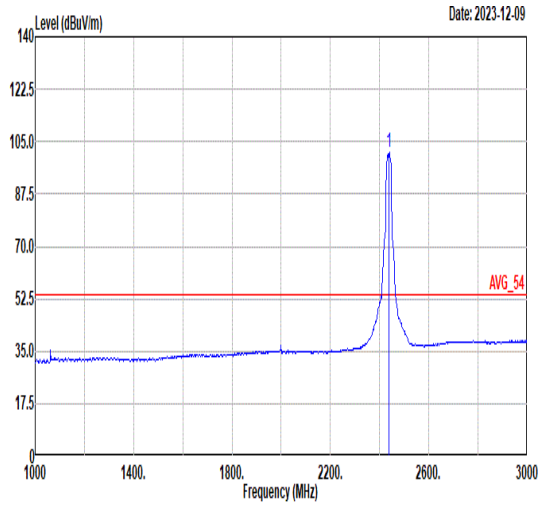 <br>Freq Level Limit Line Margin Read Level Ant Factor Cable Loss Preamp Factor APos TPos Remark<br>MHz dBuV/m dBuV/m dB dBuV dB/m dB dB cm deg<br>1 2437.00 101.24 54.00 47.24 93.14 32.36 7.83 32.09 349 243 Average |

| Mode | 14 | |
|---|---|---|
| | Band Edge - R | |
| | 2400-2483.5_802.11 ax 20_CH6_Full_2437MHz | |
| ANT | CDD 1+2 | |
| Pol. | Horizontal | Fundamental |
| Peak | 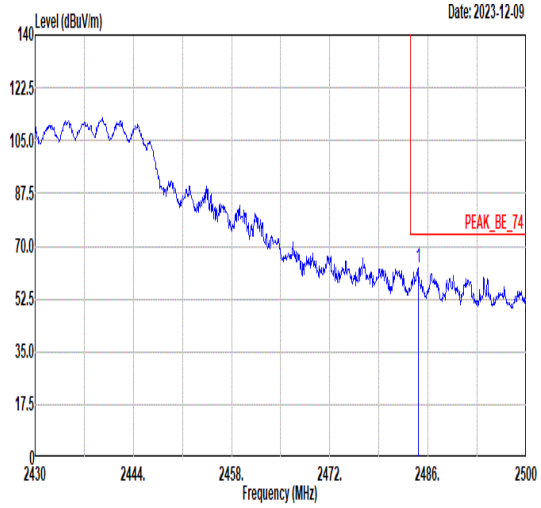 <br>Freq Level Limit Line Margin Read Level Ant Factor Cable Loss Preamp Factor APos TPos Remark<br>MHz dBuV/m dBuV/m dB dBuV dB/m dB dB cm deg<br>1 2484.60 62.64 74.00 -11.36 54.39 32.47 7.88 32.10 349 243 Peak | Blank |
| Avg | 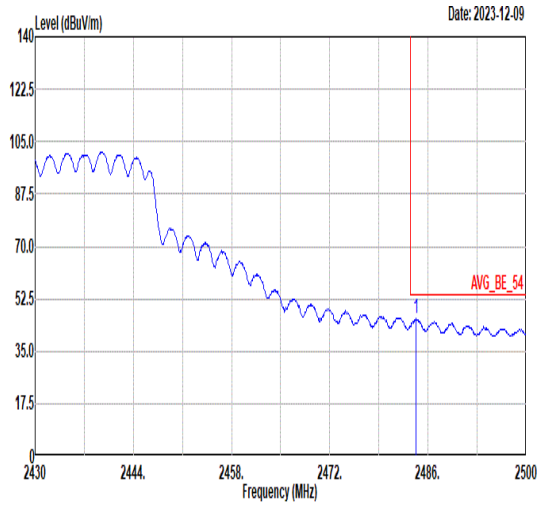 <br>Freq Level Limit Line Margin Read Level Ant Factor Cable Loss Preamp Factor APos TPos Remark<br>MHz dBuV/m dBuV/m dB dBuV dB/m dB dB cm deg<br>1 2484.25 45.72 54.00 -8.28 37.47 32.47 7.88 32.10 349 243 Average | Blank |

| Mode | 14 | |
|---|---|---|
| | Band Edge - L | |
| | 2400-2483.5_802.11 ax 20_CH6_Full_2437MHz | |
| ANT | CDD 1+2 | |
| Pol. | Vertical | Fundamental |
| Peak | 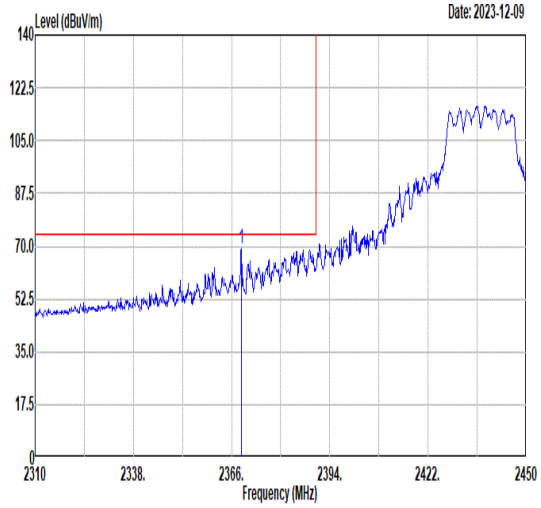 <br>Freq Level Limit Line Margin Read Level Ant Factor Cable Loss Preamp Factor APos TPos Remark<br>1 2368.80 69.41 74.00 -4.59 61.57 32.21 7.70 32.07 356 352 Peak | 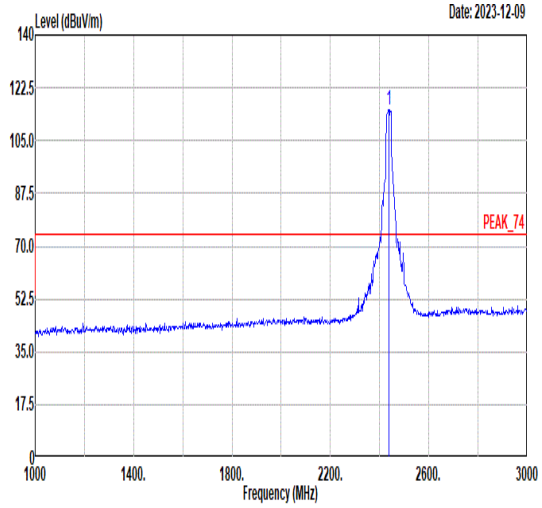 <br>Freq Level Limit Line Margin Read Level Ant Factor Cable Loss Preamp Factor APos TPos Remark<br>1 2437.00 115.06 74.00 41.06 106.96 32.36 7.83 32.09 356 352 Peak |
| Avg | 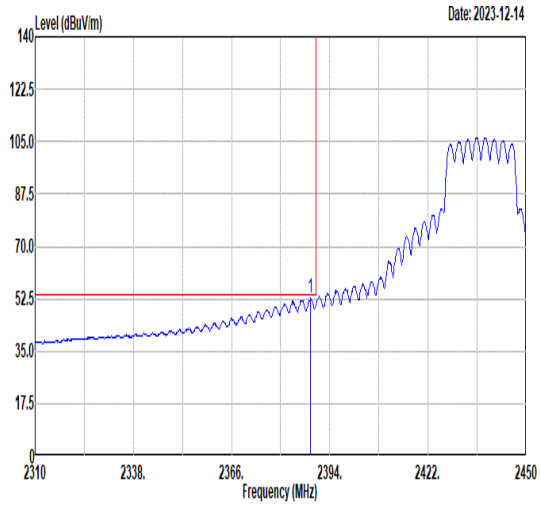 <br>Freq Level Limit Line Margin Read Level Ant Factor Cable Loss Preamp Factor APos TPos Remark<br>1 2388.54 52.66 54.00 -1.34 44.73 32.25 7.76 32.08 356 352 Average | 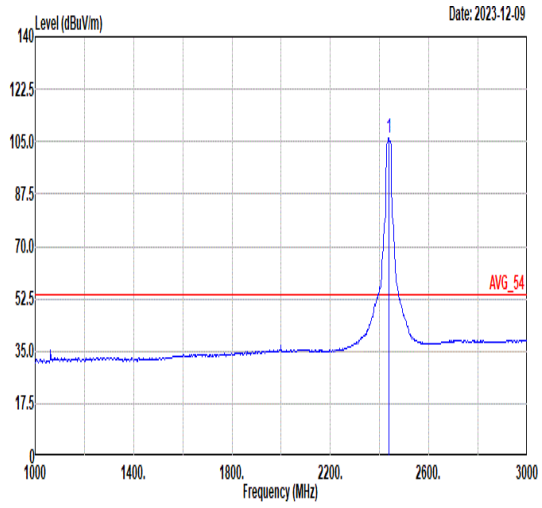 <br>Freq Level Limit Line Margin Read Level Ant Factor Cable Loss Preamp Factor APos TPos Remark<br>1 2437.00 106.14 54.00 52.14 98.04 32.36 7.83 32.09 356 352 Average |

| Mode | 14 | |
|---|---|---|
| | Band Edge - R | |
| | 2400-2483.5_802.11 ax 20_CH6_Full_2437MHz | |
| ANT | CDD 1+2 | |
| Pol. | Vertical | Fundamental |
| Peak | 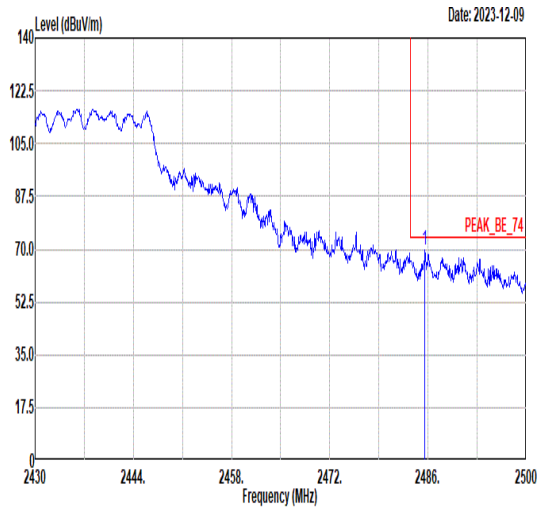 <br>Freq Level Limit Line Margin Read Level Ant Factor Cable Loss Preamp Factor APos TPos Remark<br>MHz dBuV/m dBuV/m dB dBuV dB/m dB dB cm deg<br>1 2485.58 69.48 74.00 -4.52 61.23 32.47 7.88 32.10 356 352 Peak | Blank |
| Avg | 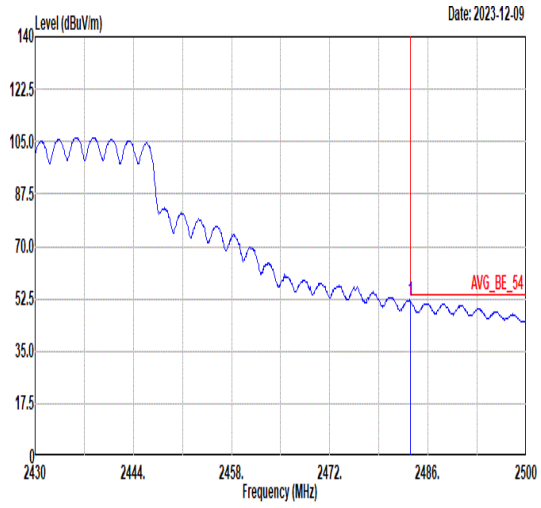 <br>Freq Level Limit Line Margin Read Level Ant Factor Cable Loss Preamp Factor APos TPos Remark<br>MHz dBuV/m dBuV/m dB dBuV dB/m dB dB cm deg<br>1 2483.50 51.56 54.00 -2.44 43.32 32.46 7.88 32.10 356 352 Average | Blank |

| Mode | 14 | |
|---|---|---|
| | Harmonic | |
| | 2400-2483.5_802.11 ax 20_CH6_Full_2437MHz | |
| ANT | CDD 1+2 | |
| Pol. | Horizontal | Vertical |
| Peak<br>Avg | 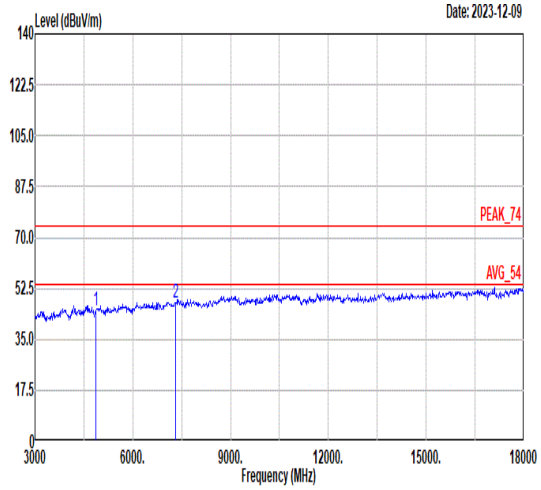 <br>Freq Level Limit Line Margin Read Level Ant Factor Cable Loss Preamp Factor APos TPos Remark<br>MHz dBuV/m dBuV/m dB dBuV dB/m dB dB cm deg<br>1 4874.00 45.08 74.00 -28.92 50.68 34.85 11.10 51.55 -- -- Peak<br>2 7311.00 47.62 74.00 -26.38 49.38 36.32 13.08 51.16 -- -- Peak | 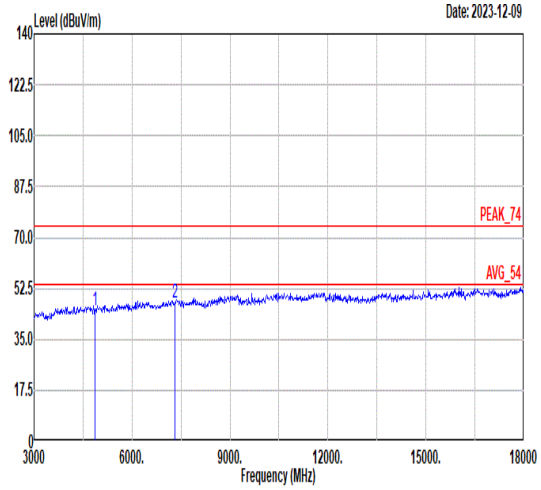 <br>Freq Level Limit Line Margin Read Level Ant Factor Cable Loss Preamp Factor APos TPos Remark<br>MHz dBuV/m dBuV/m dB dBuV dB/m dB dB cm deg<br>1 4874.00 44.87 74.00 -29.13 50.47 34.85 11.10 51.55 -- -- Peak<br>2 7311.00 47.54 74.00 -26.46 49.30 36.32 13.08 51.16 -- -- Peak |

| Mode | 15 | |
|---|---|---|
| | Band Edge | |
| | 2400-2483.5_802.11 ax 20_CH11_Full_2462MHz | |
| ANT | CDD 1+2 | |
| Pol. | Horizontal | Fundamental |
| Peak | 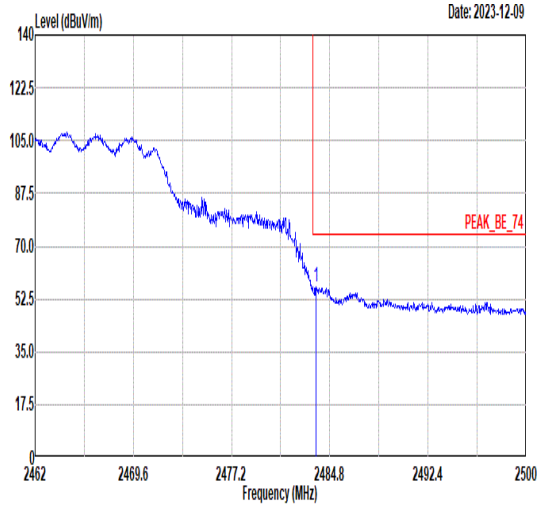 <br>Freq Level Limit Line Margin Read Level Ant Factor Cable Loss Preamp Factor APos TPos Remark<br>MHz dBuV/m dBuV/m dB dBuV dB/m dB dB cm deg<br>1 2483.74 56.38 74.00 -17.62 48.14 32.46 7.88 32.10 338 243 Peak | 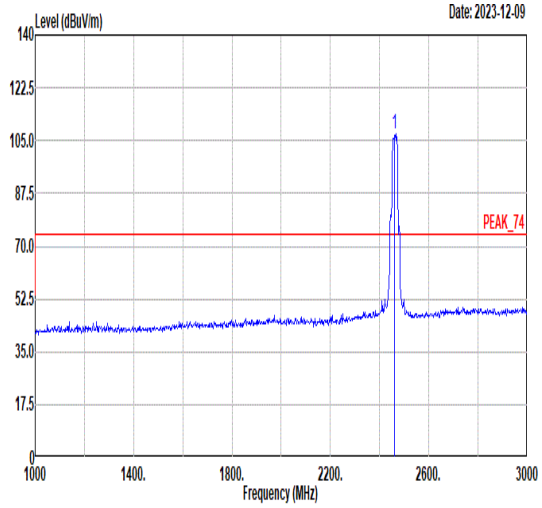 <br>Freq Level Limit Line Margin Read Level Ant Factor Cable Loss Preamp Factor APos TPos Remark<br>MHz dBuV/m dBuV/m dB dBuV dB/m dB dB cm deg<br>1 2462.00 107.36 74.00 33.36 99.17 32.42 7.86 32.09 338 243 Peak |
| Avg | 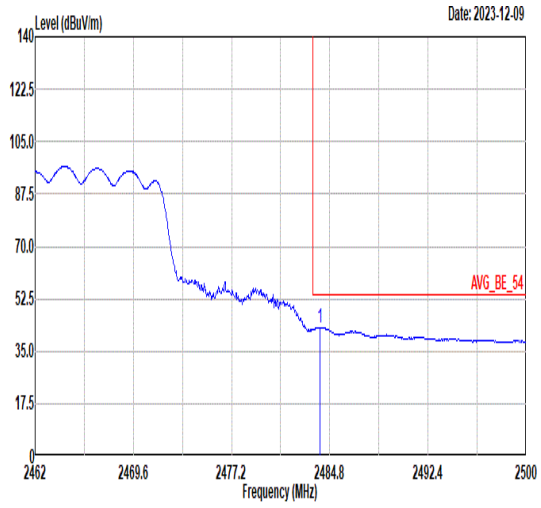 <br>Freq Level Limit Line Margin Read Level Ant Factor Cable Loss Preamp Factor APos TPos Remark<br>MHz dBuV/m dBuV/m dB dBuV dB/m dB dB cm deg<br>1 2484.04 43.00 54.00 -11.00 34.76 32.46 7.88 32.10 338 243 Average | 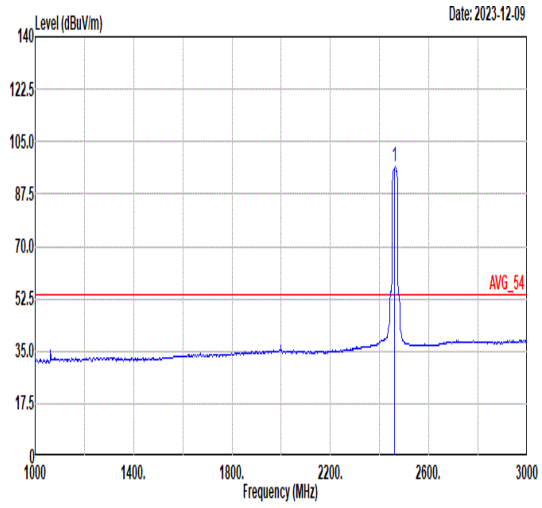 <br>Freq Level Limit Line Margin Read Level Ant Factor Cable Loss Preamp Factor APos TPos Remark<br>MHz dBuV/m dBuV/m dB dBuV dB/m dB dB cm deg<br>1 2462.00 96.59 54.00 42.59 88.40 32.42 7.86 32.09 338 243 Average |

| Mode | 15 | |
|---|---|---|
| | Band Edge | |
| | 2400-2483.5_802.11 ax 20_CH11_Full_2462MHz | |
| ANT | CDD 1+2 | |
| Pol. | Vertical | Fundamental |
| Peak | 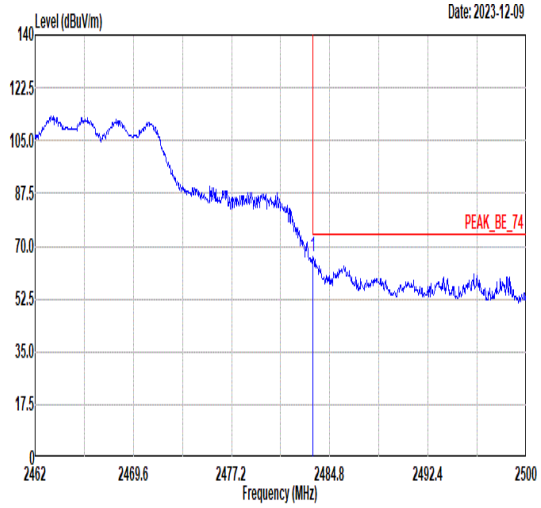 <br>Freq Level Limit Line Margin Read Level Ant Factor Cable Loss Preamp Factor APos TPos Remark<br>MHz dBuV/m dBuV/m dB dBuV dB/m dB dB cm deg<br>1 2483.51 66.68 74.00 -7.32 58.44 32.46 7.88 32.10 346 360 Peak | 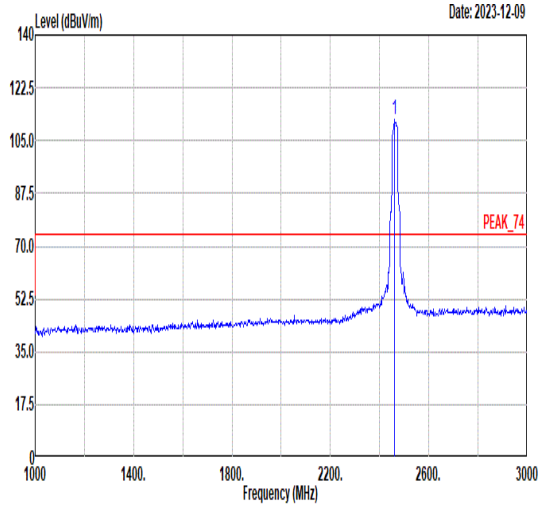 <br>Freq Level Limit Line Margin Read Level Ant Factor Cable Loss Preamp Factor APos TPos Remark<br>MHz dBuV/m dBuV/m dB dBuV dB/m dB dB cm deg<br>1 2462.00 111.76 74.00 37.76 103.57 32.42 7.86 32.09 346 360 Peak |
| Avg | 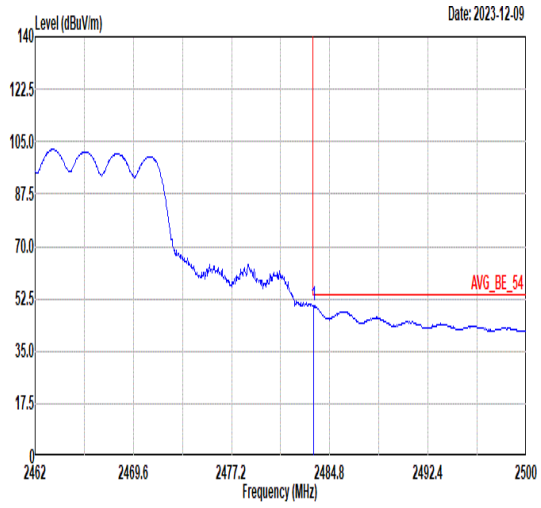 <br>Freq Level Limit Line Margin Read Level Ant Factor Cable Loss Preamp Factor APos TPos Remark<br>MHz dBuV/m dBuV/m dB dBuV dB/m dB dB cm deg<br>1 2483.55 50.11 54.00 -3.89 41.87 32.46 7.88 32.10 346 360 Average | 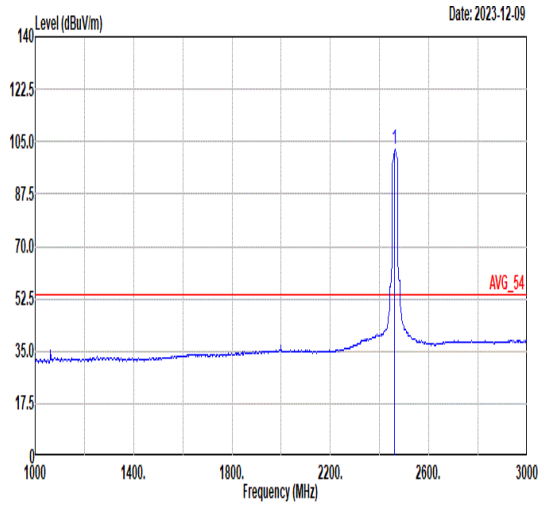 <br>Freq Level Limit Line Margin Read Level Ant Factor Cable Loss Preamp Factor APos TPos Remark<br>MHz dBuV/m dBuV/m dB dBuV dB/m dB dB cm deg<br>1 2462.00 102.24 54.00 48.24 94.05 32.42 7.86 32.09 346 360 Average |

| Mode | 15 | |
|---|---|---|
| | Harmonic | |
| | 2400-2483.5_802.11 ax 20_CH11_Full_2462MHz | |
| ANT | CDD 1+2 | |
| Pol. | Horizontal | Vertical |
| Peak<br>Avg | 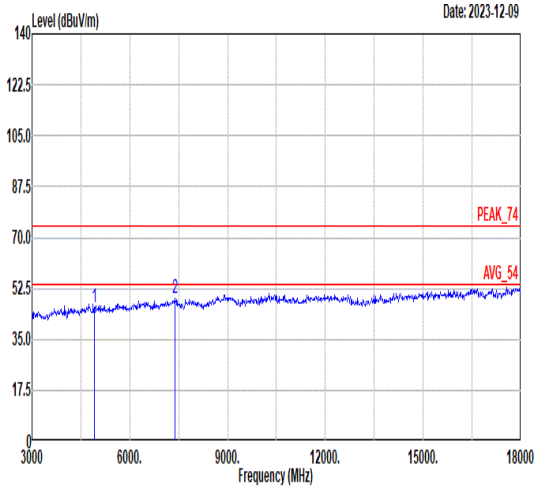 <br><br>Freq Level Limit Line Margin Read Level Ant Factor Cable Loss Preamp Factor APos TPos Remark<br>MHz dBuV/m dBuV/m dB dBuV dB/m dB dB cm deg<br>1 4924.00 45.88 74.00 -28.12 51.42 34.87 11.12 51.53 -- -- Peak<br>2 7386.00 49.03 74.00 -24.97 50.73 36.35 13.13 51.18 -- -- Peak | 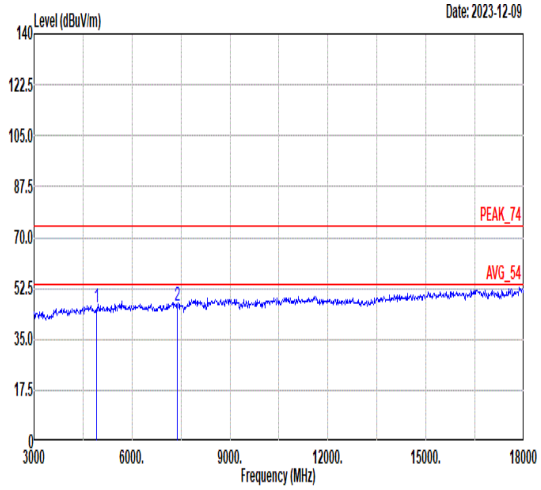 <br><br>Freq Level Limit Line Margin Read Level Ant Factor Cable Loss Preamp Factor APos TPos Remark<br>MHz dBuV/m dBuV/m dB dBuV dB/m dB dB cm deg<br>1 4924.00 45.90 74.00 -28.10 51.44 34.87 11.12 51.53 -- -- Peak<br>2 7386.00 46.63 74.00 -27.37 48.33 36.35 13.13 51.18 -- -- Peak |

| Mode | 16 | |
|---|---|---|
| | Band Edge - L | |
| | 2400-2483.5_802.11 ax 40_CH3_Full_2422MHz | |
| ANT | CDD 1+2 | |
| Pol. | Horizontal | Fundamental |
| Peak | 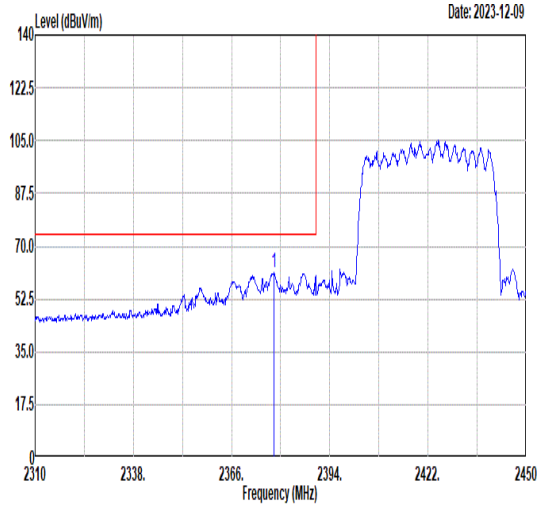 <br>Freq Level Limit Line Margin Read Level Ant Factor Cable Loss Preamp Factor APos TPos Remark<br>MHz dBuV/m dBuV/m dB dBuV dB/m dB dB cm deg<br>1 2378.04 61.03 74.00 -12.97 53.15 32.23 7.73 32.08 348 243 Peak | 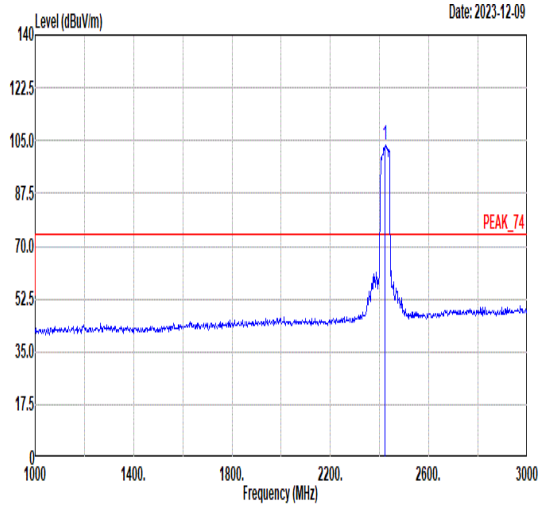 <br>Freq Level Limit Line Margin Read Level Ant Factor Cable Loss Preamp Factor APos TPos Remark<br>MHz dBuV/m dBuV/m dB dBuV dB/m dB dB cm deg<br>1 2422.00 103.72 ------ ------ 95.65 32.33 7.82 32.08 348 243 Peak |
| Avg | 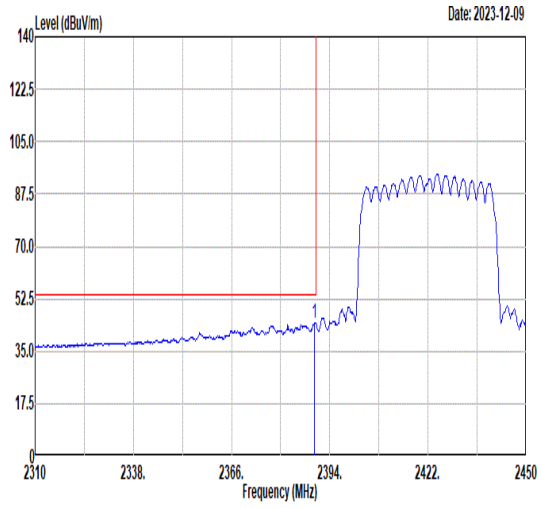 <br>Freq Level Limit Line Margin Read Level Ant Factor Cable Loss Preamp Factor APos TPos Remark<br>MHz dBuV/m dBuV/m dB dBuV dB/m dB dB cm deg<br>1 2389.66 44.55 54.00 -9.45 36.61 32.26 7.76 32.08 348 243 Average | 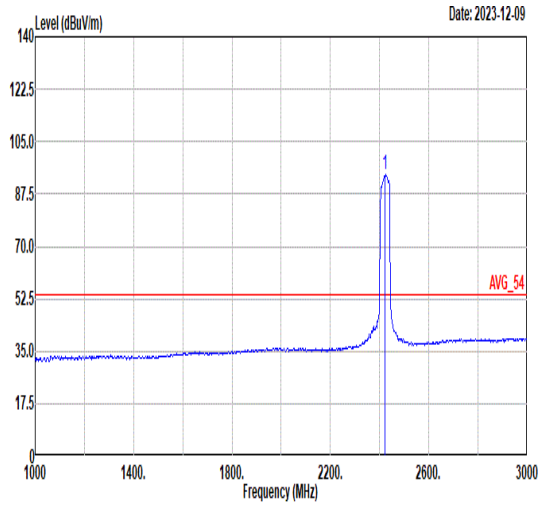 <br>Freq Level Limit Line Margin Read Level Ant Factor Cable Loss Preamp Factor APos TPos Remark<br>MHz dBuV/m dBuV/m dB dBuV dB/m dB dB cm deg<br>1 2422.00 94.03 ------ ------ 85.96 32.33 7.82 32.08 348 243 Average |

| Mode | 16 | |
|---|---|---|
| | Band Edge - R | |
| | 2400-2483.5_802.11 ax 40_CH3_Full_2422MHz | |
| ANT | CDD 1+2 | |
| Pol. | Horizontal | Fundamental |
| Peak | 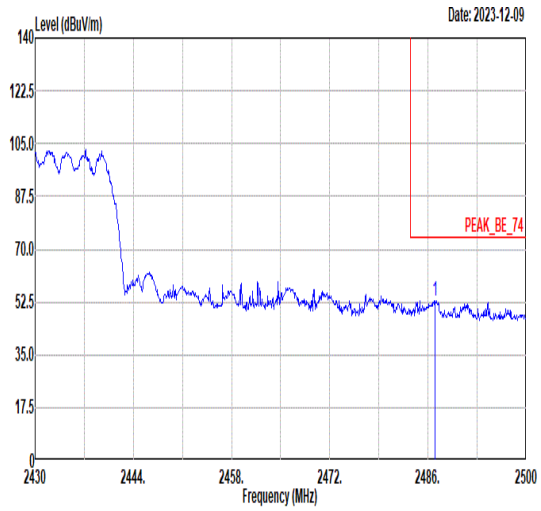 <br>Freq Level Limit Line Margin Read Level Ant Factor Cable Loss Preamp Factor APos TPos Remark<br>MHz dBuV/m dBuV/m dB dBuV dB/m dB dB cm deg<br>1 2486.98 52.88 74.00 -21.12 44.63 32.47 7.88 32.10 348 243 Peak | Blank |
| Avg | 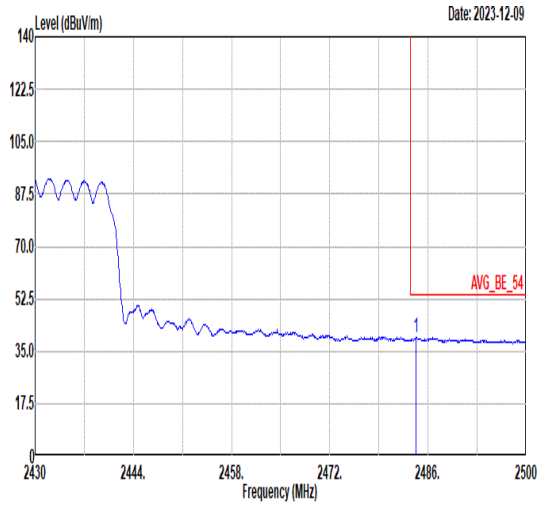 <br>Freq Level Limit Line Margin Read Level Ant Factor Cable Loss Preamp Factor APos TPos Remark<br>MHz dBuV/m dBuV/m dB dBuV dB/m dB dB cm deg<br>1 2484.25 39.77 54.00 -14.23 31.52 32.47 7.88 32.10 348 243 Average | Blank |

| Mode | 16 | |
|---|---|---|
| | Band Edge - L | |
| | 2400-2483.5_802.11 ax 40_CH3_Full_2422MHz | |
| ANT | CDD 1+2 | |
| Pol. | Vertical | Fundamental |
| Peak | 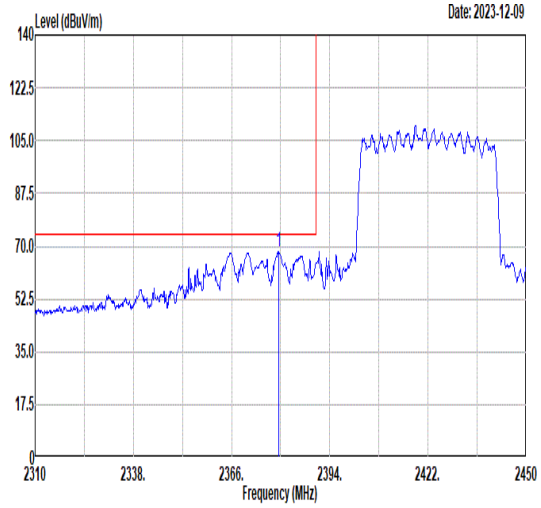 <br>Freq Level Limit Line Margin Read Level Ant Factor Cable Loss Preamp Factor APos TPos Remark<br>1 2379.44 67.93 74.00 -6.07 60.05 32.23 7.73 32.08 341 356 Peak | 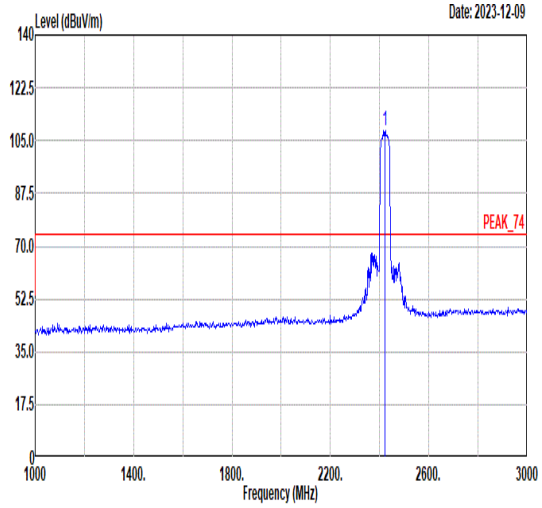 <br>Freq Level Limit Line Margin Read Level Ant Factor Cable Loss Preamp Factor APos TPos Remark<br>1 2422.00 108.38 ------ ------ 100.31 32.33 7.82 32.08 341 356 Peak |
| Avg | 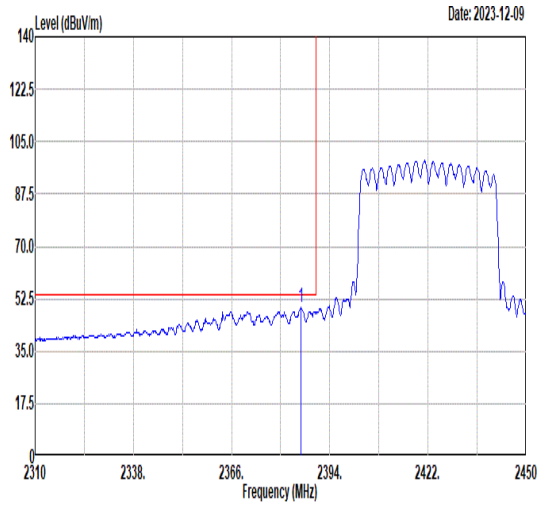 <br>Freq Level Limit Line Margin Read Level Ant Factor Cable Loss Preamp Factor APos TPos Remark<br>1 2385.74 49.70 54.00 -4.30 41.78 32.25 7.75 32.08 341 356 Average | 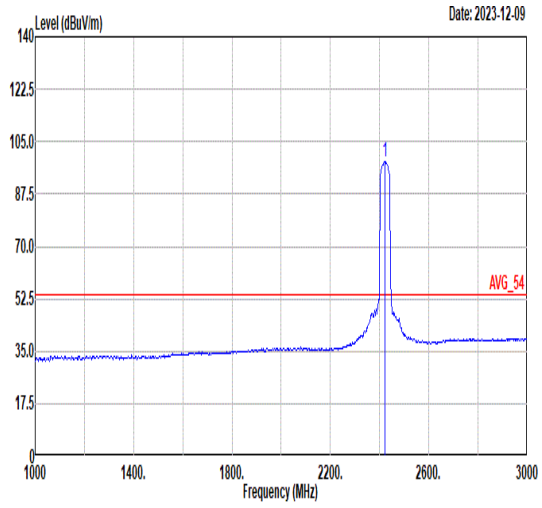 <br>Freq Level Limit Line Margin Read Level Ant Factor Cable Loss Preamp Factor APos TPos Remark<br>1 2422.00 98.32 ------ ------ 90.25 32.33 7.82 32.08 341 356 Average |

| Mode | 16 | |
|---|---|---|
| | Band Edge - R | |
| | 2400-2483.5_802.11 ax 40_CH3_Full_2422MHz | |
| ANT | CDD 1+2 | |
| Pol. | Vertical | Fundamental |
| Peak | 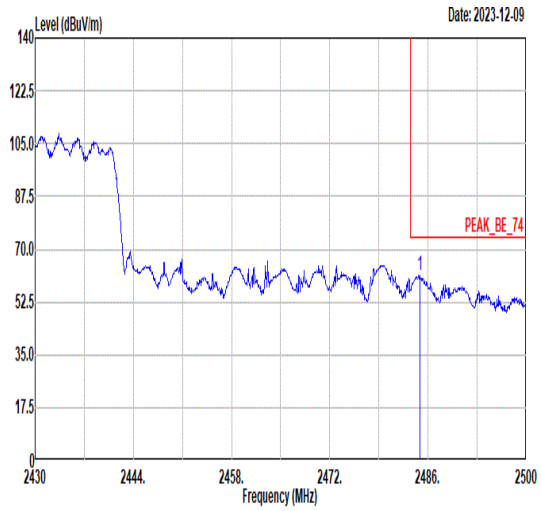 <br>Freq Level Limit Line Margin Read Level Ant Factor Cable Loss Preamp Factor APos TPos Remark<br>MHz dBuV/m dBuV/m dB dBuV dB/m dB dB cm deg<br>1 2484.81 61.10 74.00 -12.90 52.85 32.47 7.88 32.10 341 356 Peak | Blank |
| Avg | 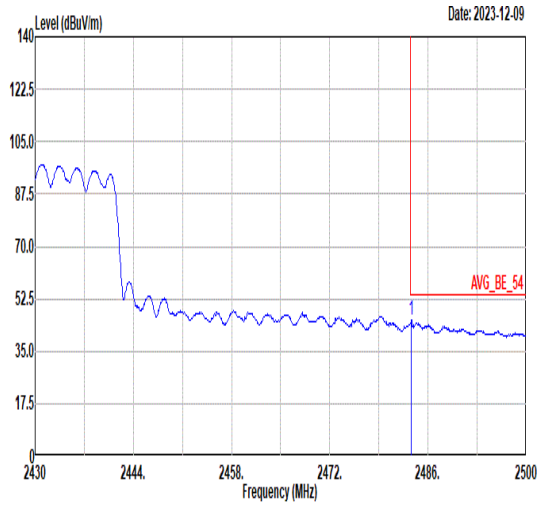 <br>Freq Level Limit Line Margin Read Level Ant Factor Cable Loss Preamp Factor APos TPos Remark<br>MHz dBuV/m dBuV/m dB dBuV dB/m dB dB cm deg<br>1 2483.62 45.62 54.00 -8.38 37.38 32.46 7.88 32.10 341 356 Average | Blank |

| Mode | 17 | |
|---|---|---|
| | Band Edge - L | |
| | 2400-2483.5_802.11 ax 40_CH6_Full_2437MHz | |
| ANT | CDD 1+2 | |
| Pol. | Horizontal | Fundamental |
| Peak | 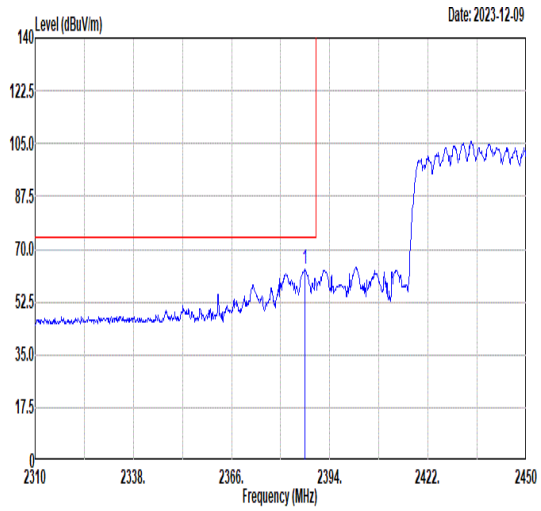 <br>Freq Level Limit Line Margin Read Level Ant Factor Cable Loss Preamp Factor APos TPos Remark<br>1 2386.86 63.40 74.00 -10.60 55.48 32.25 7.75 32.08 335 243 Peak | 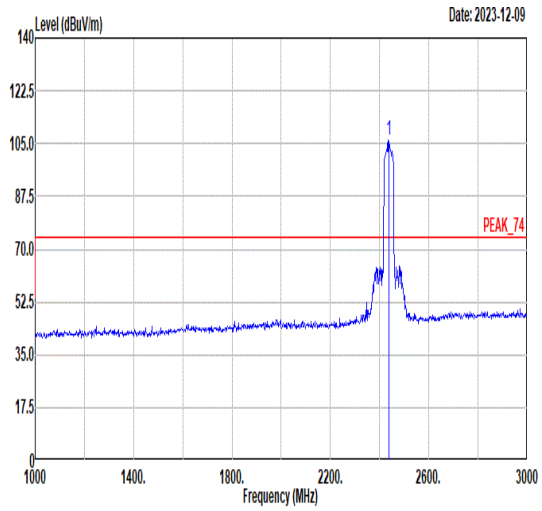 <br>Freq Level Limit Line Margin Read Level Ant Factor Cable Loss Preamp Factor APos TPos Remark<br>1 2437.00 105.98 ------ ------ 97.88 32.36 7.83 32.09 335 243 Peak |
| Avg | 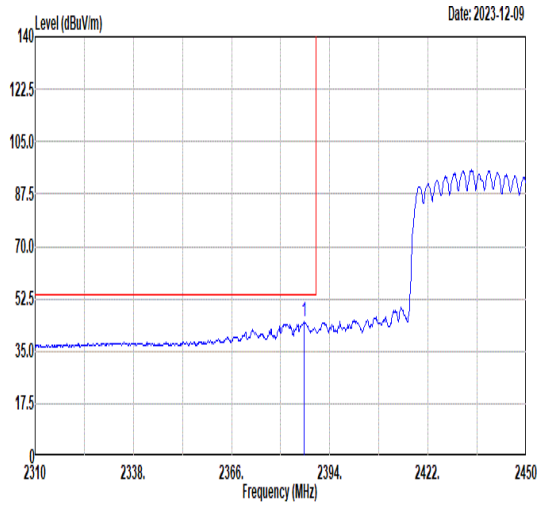 <br>Freq Level Limit Line Margin Read Level Ant Factor Cable Loss Preamp Factor APos TPos Remark<br>1 2386.72 44.64 54.00 -9.36 36.72 32.25 7.75 32.08 335 243 Average | 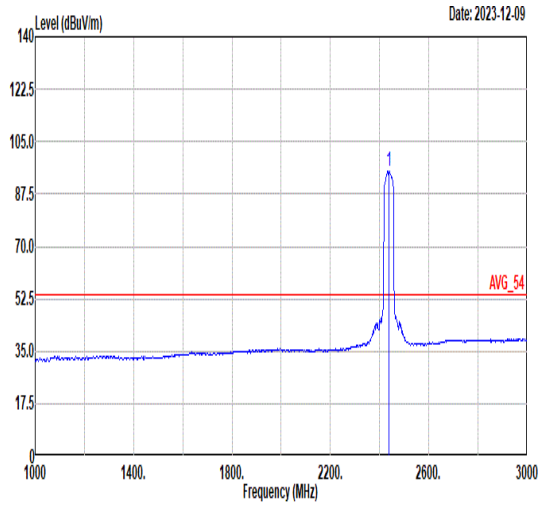 <br>Freq Level Limit Line Margin Read Level Ant Factor Cable Loss Preamp Factor APos TPos Remark<br>1 2437.00 95.30 ------ ------ 87.20 32.36 7.83 32.09 335 243 Average |

| Mode | 17 | |
|---|---|---|
| | Band Edge - R | |
| | 2400-2483.5_802.11 ax 40_CH6_Full_2437MHz | |
| ANT | CDD 1+2 | |
| Pol. | Horizontal | Fundamental |
| Peak | 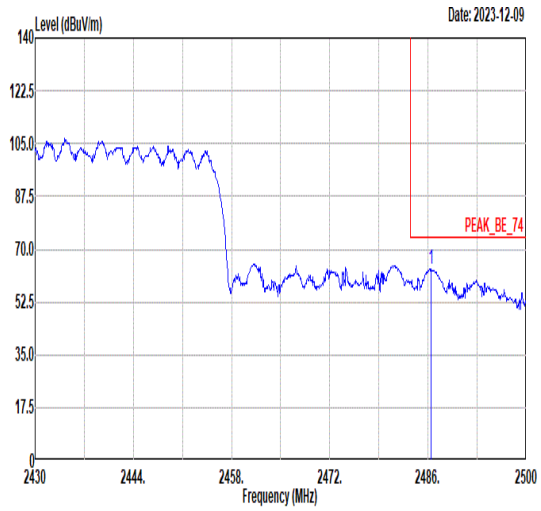 <br>Freq Level Limit Line Margin Read Level Ant Factor Cable Loss Preamp Factor APos TPos Remark<br>MHz dBuV/m dBuV/m dB dBuV dB/m dB dB cm deg<br>1 2486.42 63.35 74.00 -10.65 55.10 32.47 7.88 32.10 335 243 Peak | Blank |
| Avg | 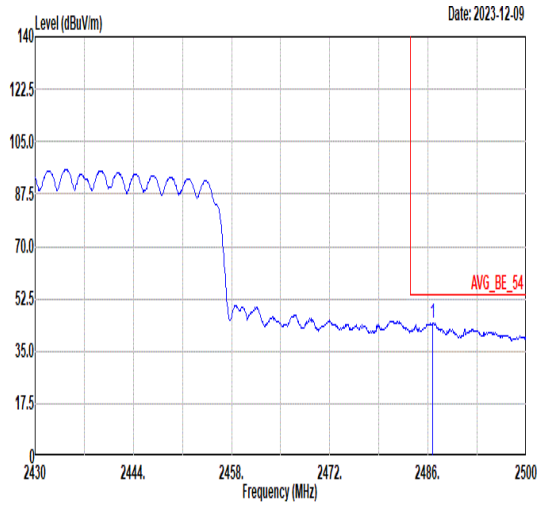 <br>Freq Level Limit Line Margin Read Level Ant Factor Cable Loss Preamp Factor APos TPos Remark<br>MHz dBuV/m dBuV/m dB dBuV dB/m dB dB cm deg<br>1 2486.63 44.20 54.00 -9.80 35.95 32.47 7.88 32.10 335 243 Average | Blank |

| Mode | 17 | |
|---|---|---|
| | Band Edge - L | |
| | 2400-2483.5_802.11 ax 40_CH6_Full_2437MHz | |
| ANT | CDD 1+2 | |
| Pol. | Vertical | Fundamental |
| Peak | 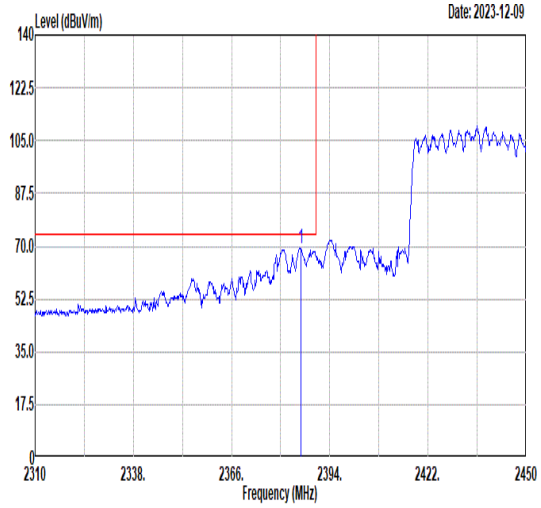 <br>Freq Level Limit Line Margin Read Level Ant Factor Cable Loss Preamp Factor APos TPos Remark<br>1 2385.74 69.42 74.00 -4.58 61.50 32.25 7.75 32.08 346 353 Peak | 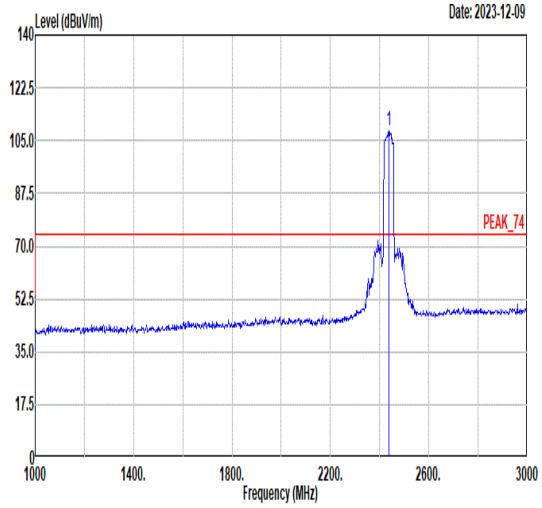 <br>Freq Level Limit Line Margin Read Level Ant Factor Cable Loss Preamp Factor APos TPos Remark<br>1 2437.00 108.32 ------ ------ 100.22 32.36 7.83 32.09 346 353 Peak |
| Avg | 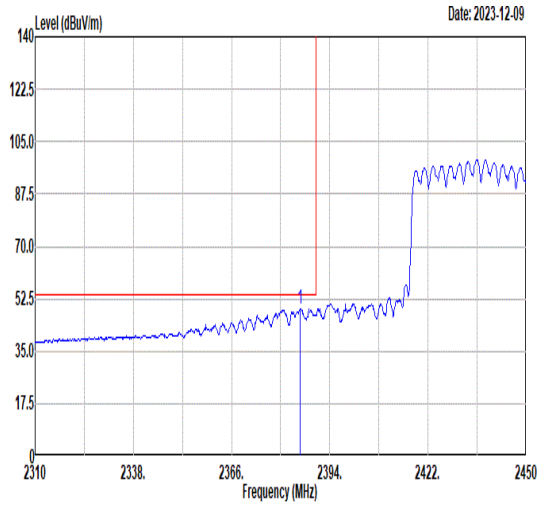 <br>Freq Level Limit Line Margin Read Level Ant Factor Cable Loss Preamp Factor APos TPos Remark<br>1 2385.60 49.34 54.00 -4.66 41.42 32.25 7.75 32.08 346 353 Average | 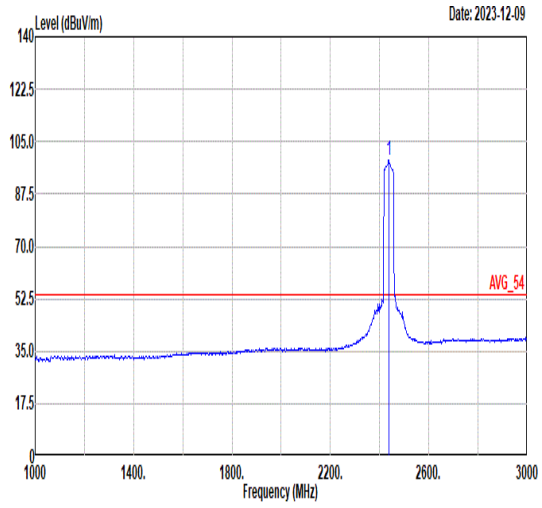 <br>Freq Level Limit Line Margin Read Level Ant Factor Cable Loss Preamp Factor APos TPos Remark<br>1 2437.00 98.82 ------ ------ 90.72 32.36 7.83 32.09 346 353 Average |

| Mode | 17 | |
|---|---|---|
| | Band Edge - R | |
| | 2400-2483.5_802.11 ax 40_CH6_Full_2437MHz | |
| ANT | CDD 1+2 | |
| Pol. | Vertical | Fundamental |
| Peak | 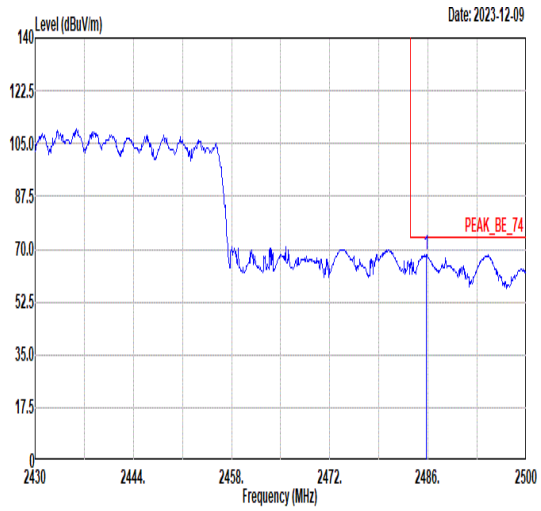 <br>Freq Level Limit Line Margin Read Level Ant Factor Cable Loss Preamp Factor APos TPos Remark<br>MHz dBuV/m dBuV/m dB dBuV dB/m dB dB cm deg<br>1 2485.79 68.17 74.00 -5.83 59.92 32.47 7.88 32.10 346 353 Peak | Blank |
| Avg | 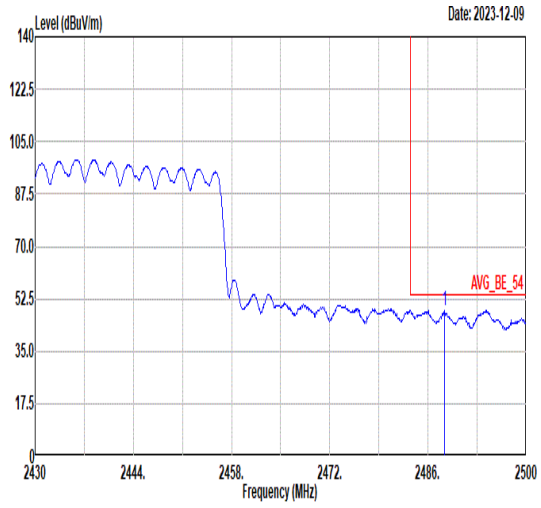 <br>Freq Level Limit Line Margin Read Level Ant Factor Cable Loss Preamp Factor APos TPos Remark<br>MHz dBuV/m dBuV/m dB dBuV dB/m dB dB cm deg<br>1 2488.31 48.83 54.00 -5.17 40.58 32.47 7.88 32.10 346 353 Average | Blank |

| Mode | 18 | |
|---|---|---|
| | Band Edge - L | |
| | 2400-2483.5_802.11 ax 40_CH9_Full_2452MHz | |
| ANT | CDD 1+2 | |
| Pol. | Horizontal | Fundamental |
| Peak | 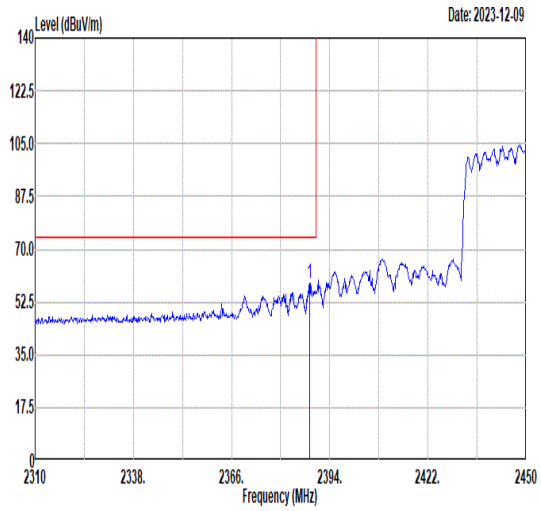 <br>Freq Level Limit Line Margin Read Level Ant Factor Cable Loss Preamp Factor APos TPos Remark<br>1 2388.26 58.52 74.00 -15.48 50.59 32.25 7.76 32.08 289 242 Peak | 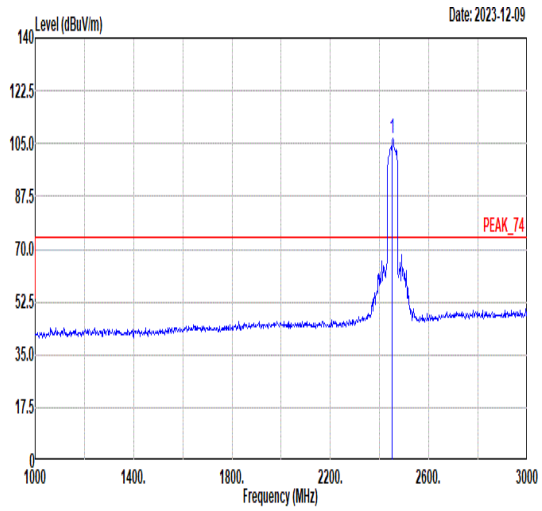 <br>Freq Level Limit Line Margin Read Level Ant Factor Cable Loss Preamp Factor APos TPos Remark<br>1 2452.00 106.68 ------ ------ 98.53 32.39 7.85 32.09 289 242 Peak |
| Avg | 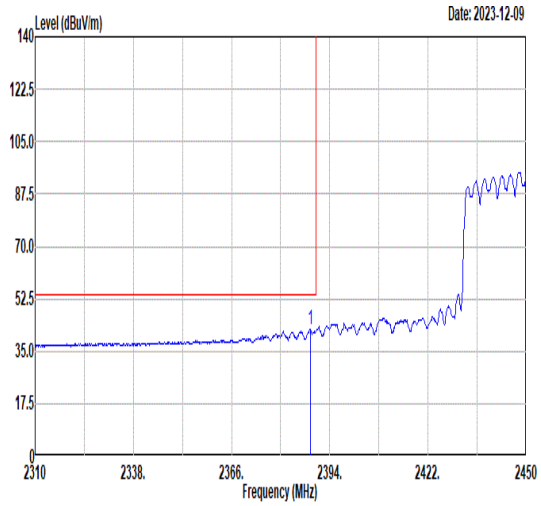 <br>Freq Level Limit Line Margin Read Level Ant Factor Cable Loss Preamp Factor APos TPos Remark<br>1 2388.54 42.29 54.00 -11.71 34.36 32.25 7.76 32.08 289 242 Average | 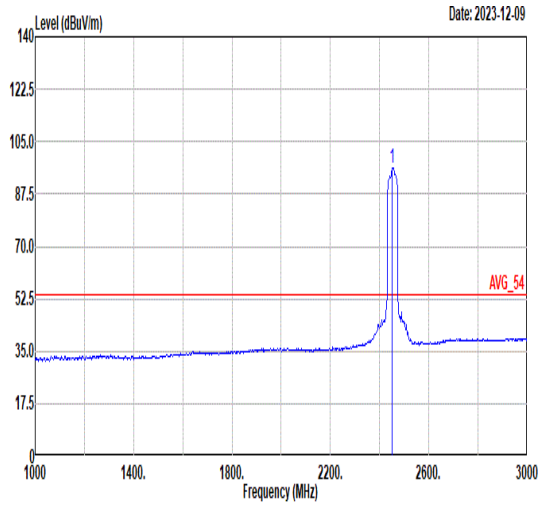 <br>Freq Level Limit Line Margin Read Level Ant Factor Cable Loss Preamp Factor APos TPos Remark<br>1 2452.00 96.07 ------ ------ 87.92 32.39 7.85 32.09 289 242 Average |

| Mode | 18 | |
|---|---|---|
| | Band Edge - R | |
| | 2400-2483.5_802.11 ax 40_CH9_Full_2452MHz | |
| ANT | CDD 1+2 | |
| Pol. | Horizontal | Fundamental |
| Peak | 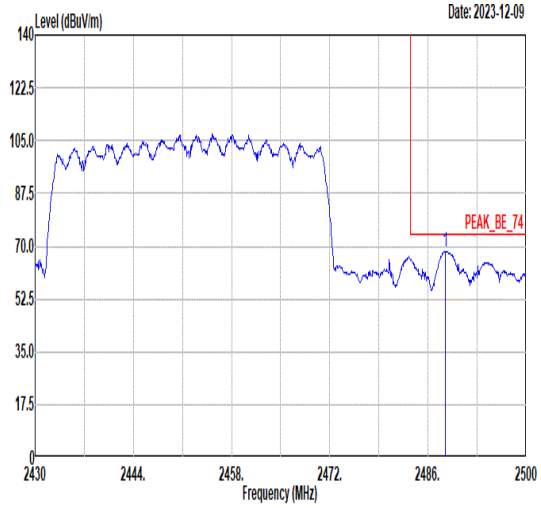 <br>Freq Level Limit Line Margin Read Level Ant Factor Cable Loss Preamp Factor APos TPos Remark<br>MHz dBuV/m dBuV/m dB dBuV dB/m dB dB cm deg<br>1 2488.52 68.39 74.00 -5.61 60.14 32.47 7.88 32.10 289 242 Peak | Blank |
| Avg | 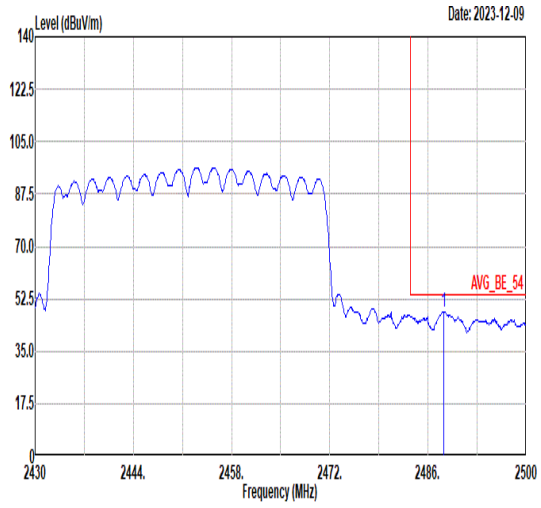 <br>Freq Level Limit Line Margin Read Level Ant Factor Cable Loss Preamp Factor APos TPos Remark<br>MHz dBuV/m dBuV/m dB dBuV dB/m dB dB cm deg<br>1 2488.24 48.34 54.00 -5.66 40.09 32.47 7.88 32.10 289 242 Average | Blank |

| Mode | 18 | |
|---|---|---|
| | Band Edge - L | |
| | 2400-2483.5_802.11 ax 40_CH9_Full_2452MHz | |
| ANT | CDD 1+2 | |
| Pol. | Vertical | Fundamental |
| Peak | 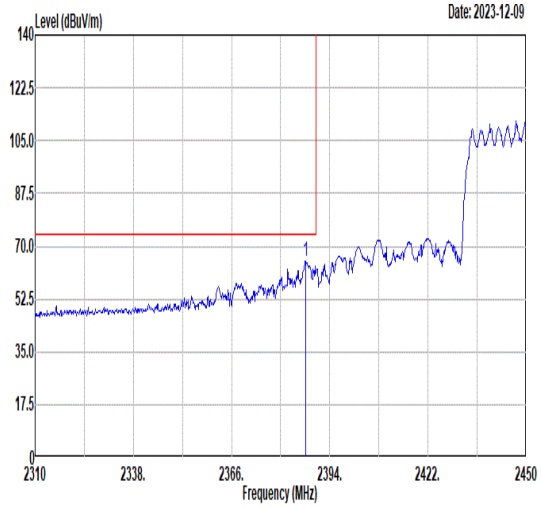 <br>Freq Level Limit Line Margin Read Level Ant Factor Cable Loss Preamp Factor APos TPos Remark<br>MHz dBuV/m dBuV/m dB dBuV dB/m dB dB cm deg<br>1 2387.14 64.94 74.00 -9.06 57.02 32.25 7.75 32.08 310 354 Peak | 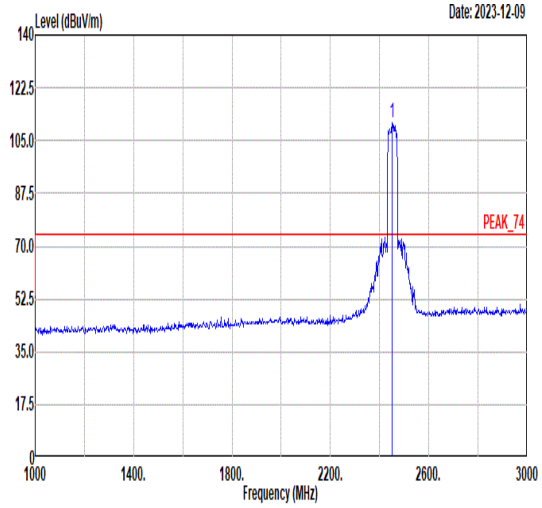 <br>Freq Level Limit Line Margin Read Level Ant Factor Cable Loss Preamp Factor APos TPos Remark<br>MHz dBuV/m dBuV/m dB dBuV dB/m dB dB cm deg<br>1 2450.00 111.08 74.00 37.08 102.94 32.39 7.84 32.09 310 354 Peak |
| Avg | 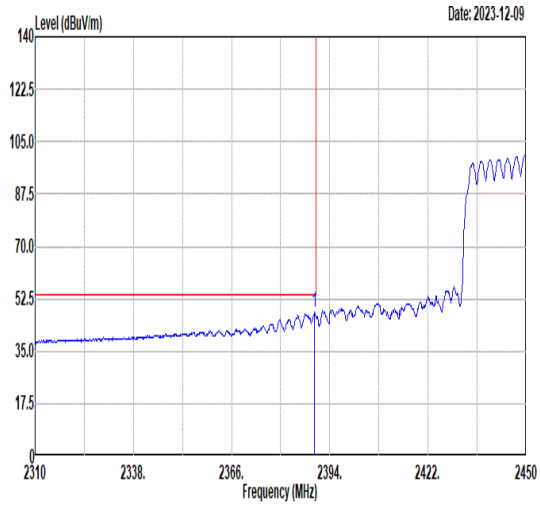 <br>Freq Level Limit Line Margin Read Level Ant Factor Cable Loss Preamp Factor APos TPos Remark<br>MHz dBuV/m dBuV/m dB dBuV dB/m dB dB cm deg<br>1 2389.66 47.93 54.00 -6.07 39.99 32.26 7.76 32.08 310 354 Average | 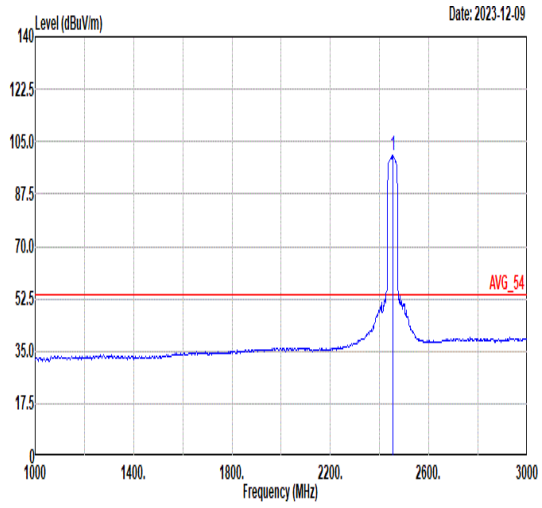 <br>Freq Level Limit Line Margin Read Level Ant Factor Cable Loss Preamp Factor APos TPos Remark<br>MHz dBuV/m dBuV/m dB dBuV dB/m dB dB cm deg<br>1 2454.00 100.43 54.00 46.43 92.27 32.40 7.85 32.09 310 354 Average |

| Mode | 18 | |
|---|---|---|
| | Band Edge - R | |
| | 2400-2483.5_802.11 ax 40_CH9_Full_2452MHz | |
| ANT | CDD 1+2 | |
| Pol. | Vertical | Fundamental |
| Peak | 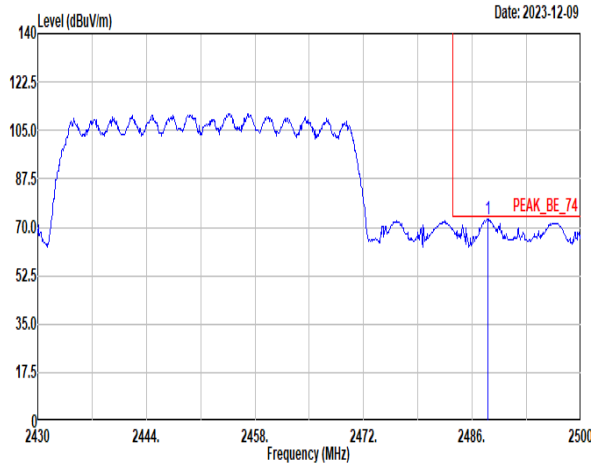 <br>Freq Level Limit Line Margin Read Level Ant Factor Cable Loss Preamp Factor APos TPos Remark<br>MHz dBuV/m dBuV/m dB dBuV dB/m dB dB cm deg<br>1 2488.03 72.82 74.00 -1.18 64.57 32.47 7.88 32.10 310 354 Peak | Blank |
| Avg | 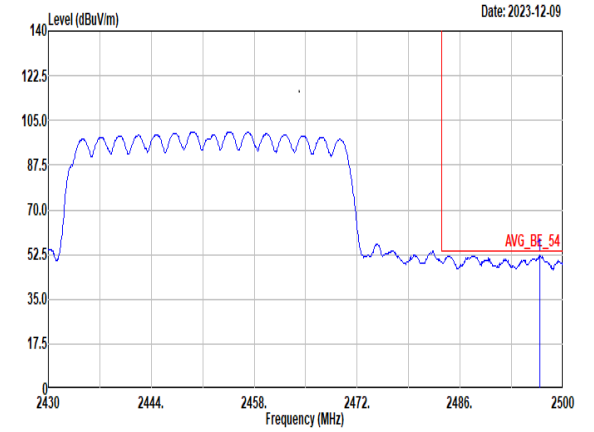 <br>Freq Level Limit Line Margin Read Level Ant Factor Cable Loss Preamp Factor APos TPos Remark<br>MHz dBuV/m dBuV/m dB dBuV dB/m dB dB cm deg<br>1 2496.78 52.07 54.00 -1.93 43.79 32.49 7.89 32.10 310 354 Average | Blank |

| Mode | 19 | |
|---|---|---|
| | LF | |
| | 2400-2483.5_802.11g_CH1_2412MHz | |
| ANT | CDD 1+2 | |
| Pol. | Horizontal | Vertical |
| QP/ Peak | 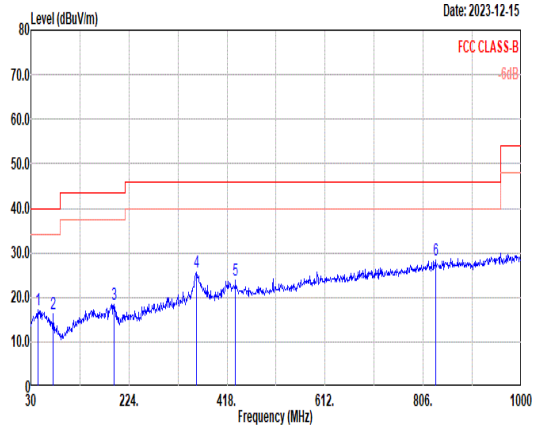 | 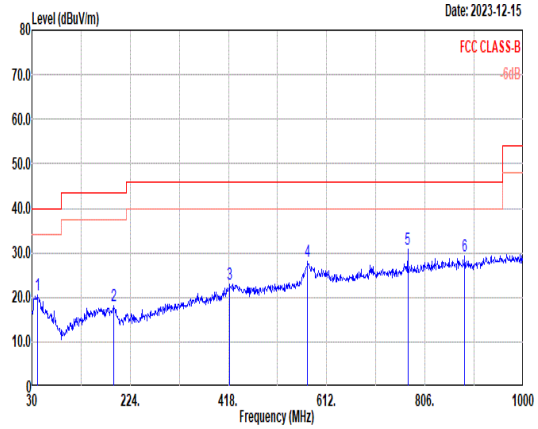 |



| | Freq | Level | Limit Line | Margin | Read Level | Ant Factor | Cable Loss | Preamp Factor | APos | TPos | Remark |
|---|---|---|---|---|---|---|---|---|---|---|---|
| | MHz | dBuV/m | dBuV/m | dB | dBuV | dB/m | dB | dB | cm | deg | |
| 1 | 43.58 | 17.25 | 40.00 | -22.75 | 30.04 | 17.04 | 1.37 | 31.20 | -- | -- | Peak |
| 2 | 74.62 | 16.26 | 40.00 | -23.74 | 33.03 | 12.86 | 1.73 | 31.36 | -- | -- | Peak |
| 3 | 194.90 | 18.38 | 43.50 | -25.12 | 31.66 | 15.35 | 2.29 | 30.92 | -- | -- | Peak |
| 4 | 356.89 | 25.74 | 46.00 | -20.26 | 32.91 | 20.69 | 2.93 | 30.79 | -- | -- | Peak |
| 5 | 434.49 | 23.91 | 46.00 | -22.09 | 28.71 | 22.66 | 3.24 | 30.70 | -- | -- | Peak |
| 6 | 830.25 | 28.53 | 46.00 | -17.47 | 28.92 | 26.34 | 4.34 | 31.07 | -- | -- | Peak |



| | Freq | Level | Limit Line | Margin | Read Level | Ant Factor | Cable Loss | Preamp Factor | APos | TPos | Remark |
|---|---|---|---|---|---|---|---|---|---|---|---|
| | MHz | dBuV/m | dBuV/m | dB | dBuV | dB/m | dB | dB | cm | deg | |
| 1 | 40.67 | 20.39 | 40.00 | -19.61 | 31.60 | 18.66 | 1.33 | 31.20 | -- | -- | Peak |
| 2 | 191.02 | 17.98 | 43.50 | -25.52 | 31.38 | 15.23 | 2.31 | 30.94 | -- | -- | Peak |
| 3 | 420.91 | 22.94 | 46.00 | -23.06 | 28.09 | 22.37 | 3.18 | 30.70 | -- | -- | Peak |
| 4 | 574.17 | 27.95 | 46.00 | -18.05 | 30.32 | 24.95 | 3.68 | 31.00 | -- | -- | Peak |
| 5 | 772.05 | 30.83 | 46.00 | -15.17 | 31.64 | 25.99 | 4.22 | 31.02 | -- | -- | Peak |
| 6 | 884.57 | 29.19 | 46.00 | -16.81 | 29.04 | 26.71 | 4.46 | 31.02 | -- | -- | Peak |

| Mode | 21 | |
|---|---|---|
| | Band Edge | |
| | 2400-2483.5_802.11g_CH2_2417MHz | |
| ANT | CDD 1+2 | |
| Pol. | Horizontal | Fundamental |
| Peak | 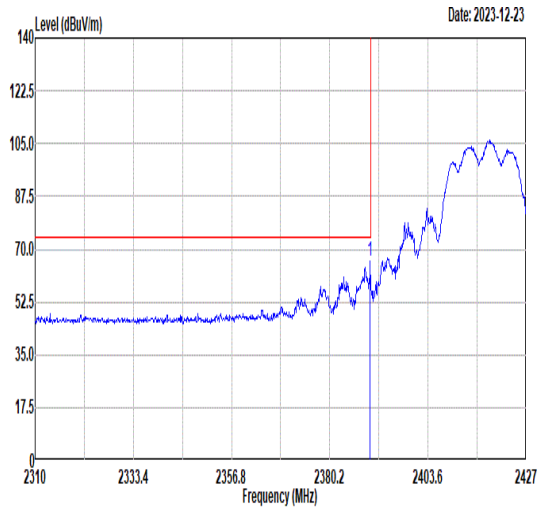 <br>Freq Level Limit Line Margin Read Level Ant Factor Cable Loss Preamp Factor APos TPos Remark<br>1 2389.79 66.24 74.00 -7.76 58.30 32.26 7.76 32.08 361 264 Peak | 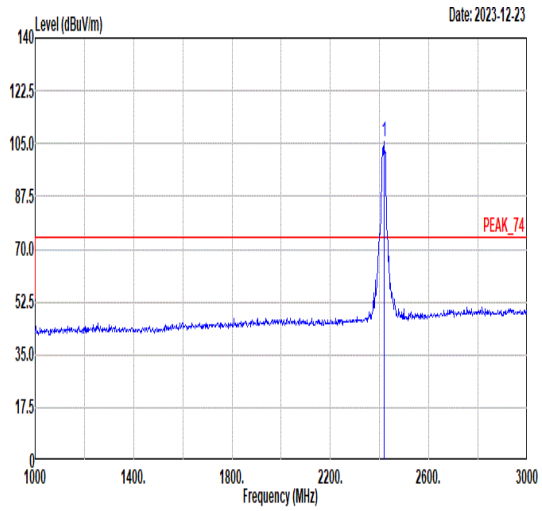 <br>Freq Level Limit Line Margin Read Level Ant Factor Cable Loss Preamp Factor APos TPos Remark<br>1 2417.00 105.89 ------ ------ 97.84 32.32 7.81 32.08 361 264 Peak |
| Avg | 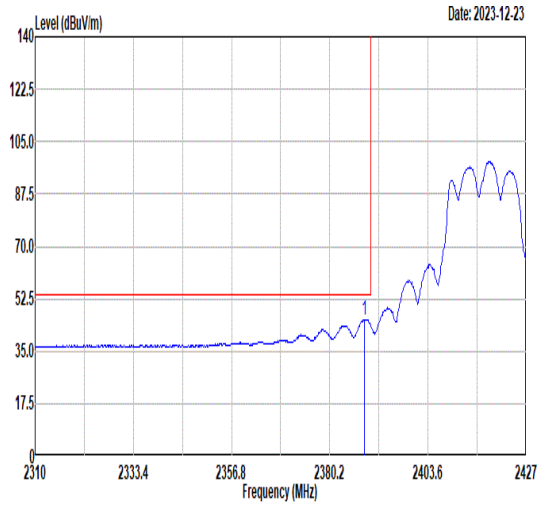 <br>Freq Level Limit Line Margin Read Level Ant Factor Cable Loss Preamp Factor APos TPos Remark<br>1 2388.39 45.57 54.00 -8.43 37.64 32.25 7.76 32.08 361 264 Average | 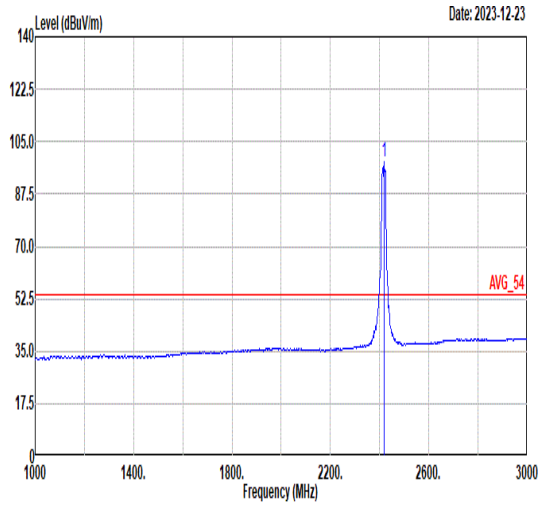 <br>Freq Level Limit Line Margin Read Level Ant Factor Cable Loss Preamp Factor APos TPos Remark<br>1 2417.00 98.04 ------ ------ 89.99 32.32 7.81 32.08 361 264 Average |

| Mode | 21 | |
|---|---|---|
| | Band Edge | |
| | 2400-2483.5_802.11g_CH2_2417MHz | |
| ANT | CDD 1+2 | |
| Pol. | Vertical | Fundamental |
| Peak | 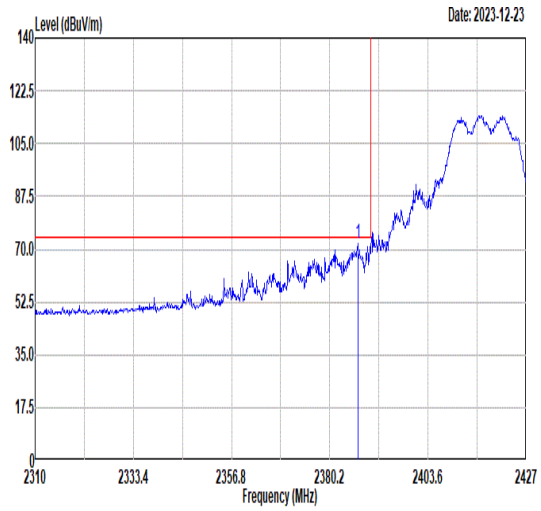 <br>Freq Level Limit Line Margin Read Level Ant Factor Cable Loss Preamp Factor APos TPos Remark<br>MHz dBuV/m dBuV/m dB dBuV dB/m dB dB cm deg<br>1 2386.87 71.90 74.00 -2.10 63.98 32.25 7.75 32.08 100 264 Peak | 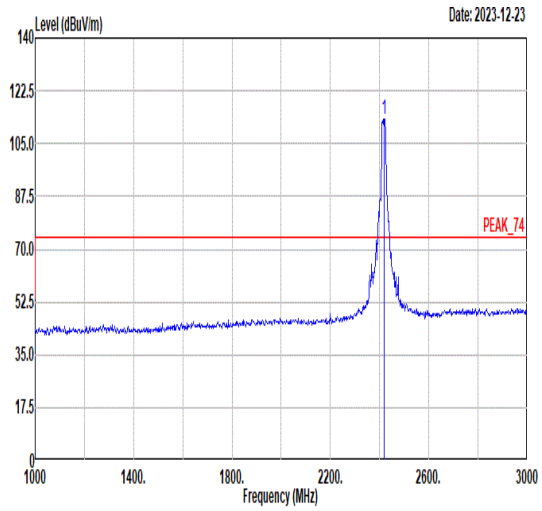 <br>Freq Level Limit Line Margin Read Level Ant Factor Cable Loss Preamp Factor APos TPos Remark<br>MHz dBuV/m dBuV/m dB dBuV dB/m dB dB cm deg<br>1 2417.00 113.23 ------ ------ 105.18 32.32 7.81 32.08 100 264 Peak |
| Avg | 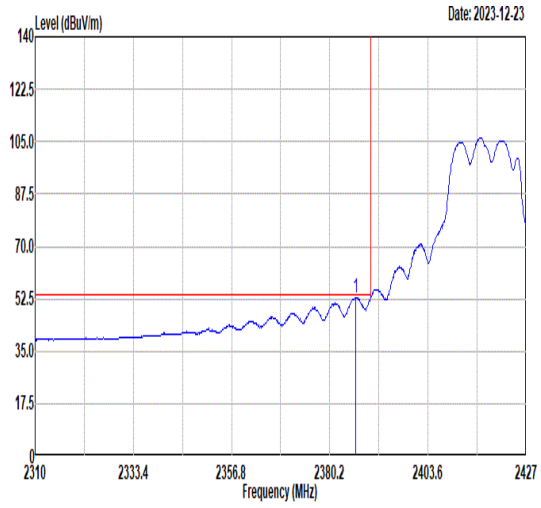 <br>Freq Level Limit Line Margin Read Level Ant Factor Cable Loss Preamp Factor APos TPos Remark<br>MHz dBuV/m dBuV/m dB dBuV dB/m dB dB cm deg<br>1 2386.40 53.02 54.00 -0.98 45.10 32.25 7.75 32.08 100 264 Average | 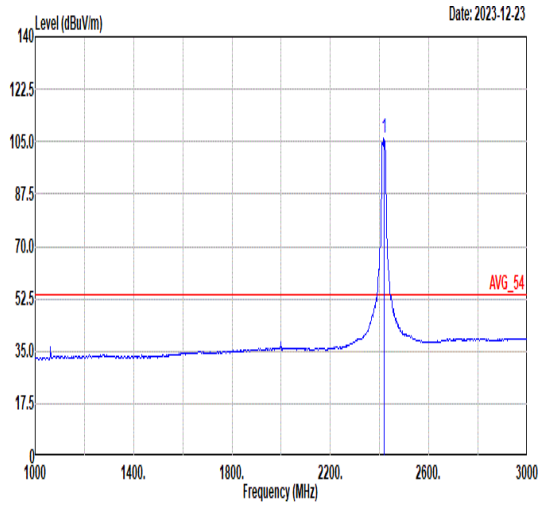 <br>Freq Level Limit Line Margin Read Level Ant Factor Cable Loss Preamp Factor APos TPos Remark<br>MHz dBuV/m dBuV/m dB dBuV dB/m dB dB cm deg<br>1 2417.00 106.35 ------ ------ 98.30 32.32 7.81 32.08 100 264 Average |

| Mode | 22 | |
|---|---|---|
| | Band Edge | |
| | 2400-2483.5_802.11g_CH10_2457MHz | |
| ANT | CDD 1+2 | |
| Pol. | Horizontal | Fundamental |
| Peak | 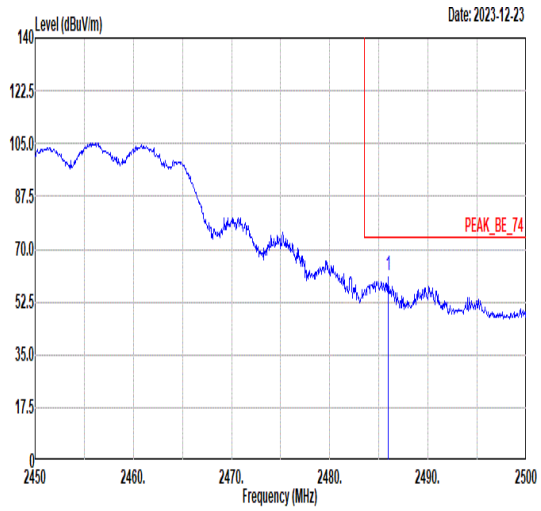 <br>Freq Level Limit Line Margin Read Level Ant Factor Cable Loss Preamp Factor APos TPos Remark<br>MHz dBuV/m dBuV/m dB dBuV dB/m dB dB cm deg<br>1 2485.95 61.29 74.00 -12.71 53.04 32.47 7.88 32.10 344 268 Peak | 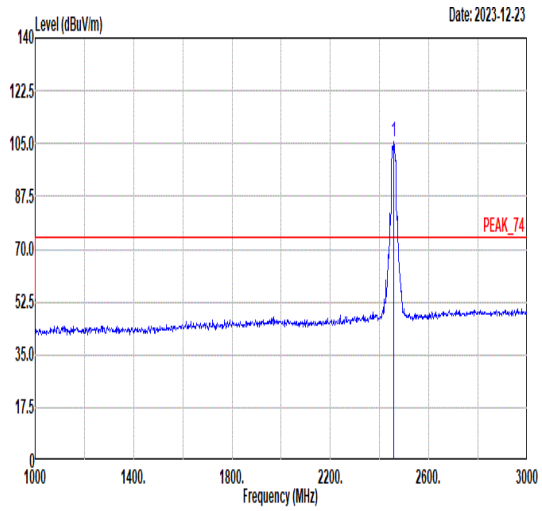 <br>Freq Level Limit Line Margin Read Level Ant Factor Cable Loss Preamp Factor APos TPos Remark<br>MHz dBuV/m dBuV/m dB dBuV dB/m dB dB cm deg<br>1 2457.00 105.87 ------ ------ 97.70 32.41 7.85 32.09 344 268 Peak |
| Avg | 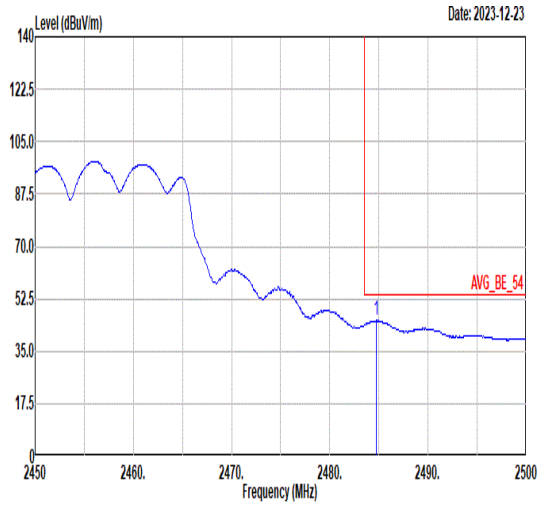 <br>Freq Level Limit Line Margin Read Level Ant Factor Cable Loss Preamp Factor APos TPos Remark<br>MHz dBuV/m dBuV/m dB dBuV dB/m dB dB cm deg<br>1 2484.75 45.29 54.00 -8.71 37.04 32.47 7.88 32.10 344 268 Average | 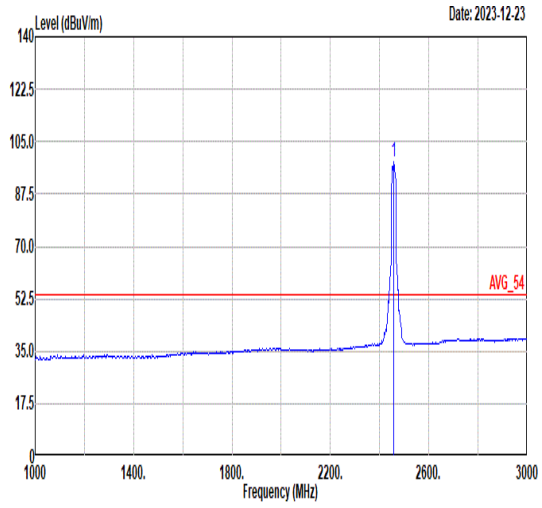 <br>Freq Level Limit Line Margin Read Level Ant Factor Cable Loss Preamp Factor APos TPos Remark<br>MHz dBuV/m dBuV/m dB dBuV dB/m dB dB cm deg<br>1 2457.00 98.25 ------ ------ 90.08 32.41 7.85 32.09 344 268 Average |

| Mode | 22 | |
|---|---|---|
| | Band Edge | |
| | 2400-2483.5_802.11g_CH10_2457MHz | |
| ANT | CDD 1+2 | |
| Pol. | Vertical | Fundamental |
| Peak | 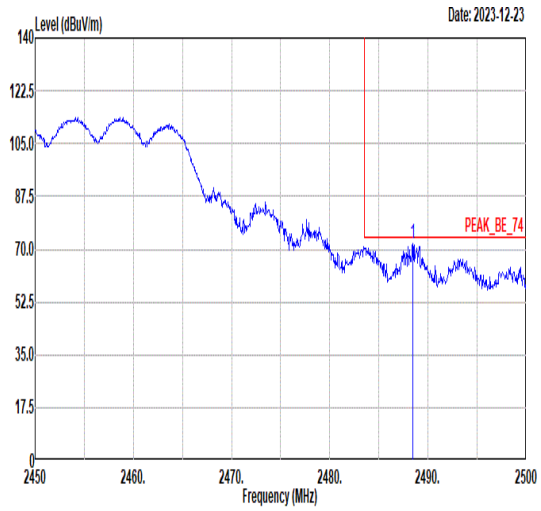 <br>Freq Level Limit Line Margin Read Level Ant Factor Cable Loss Preamp Factor APos TPos Remark<br>MHz dBuV/m dBuV/m dB dBuV dB/m dB dB cm deg<br>1 2488.45 71.69 74.00 -2.31 63.44 32.47 7.88 32.10 100 245 Peak | 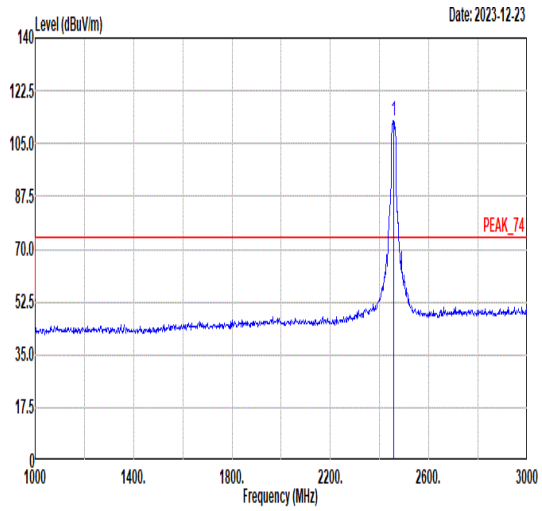 <br>Freq Level Limit Line Margin Read Level Ant Factor Cable Loss Preamp Factor APos TPos Remark<br>MHz dBuV/m dBuV/m dB dBuV dB/m dB dB cm deg<br>1 2457.00 112.46 ------ ------ 104.29 32.41 7.85 32.09 100 245 Peak |
| Avg | 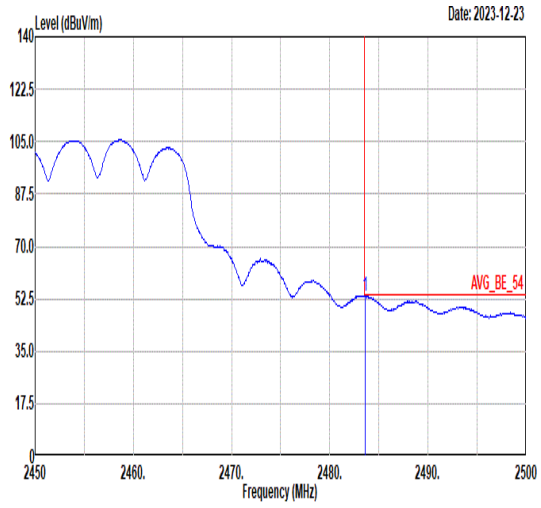 <br>Freq Level Limit Line Margin Read Level Ant Factor Cable Loss Preamp Factor APos TPos Remark<br>MHz dBuV/m dBuV/m dB dBuV dB/m dB dB cm deg<br>1 2483.60 53.25 54.00 -0.75 45.01 32.46 7.88 32.10 100 245 Average | 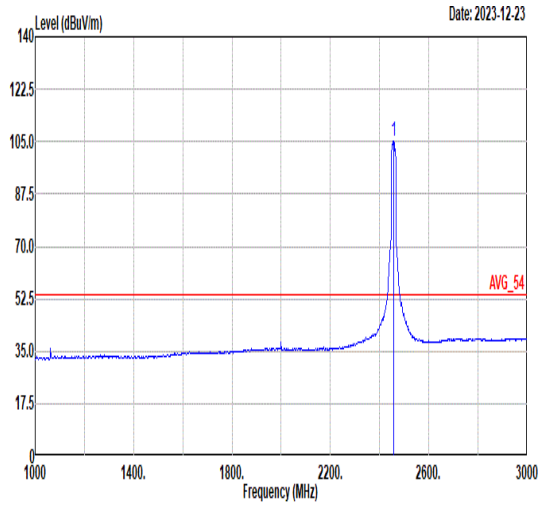 <br>Freq Level Limit Line Margin Read Level Ant Factor Cable Loss Preamp Factor APos TPos Remark<br>MHz dBuV/m dBuV/m dB dBuV dB/m dB dB cm deg<br>1 2457.00 105.34 ------ ------ 97.17 32.41 7.85 32.09 100 245 Average |

| Mode | 23 | |
|---|---|---|
| | Band Edge | |
| | 2400-2483.5_802.11 n 20_CH2_2417MHz | |
| ANT | CDD 1+2 | |
| Pol. | Horizontal | Fundamental |
| Peak | 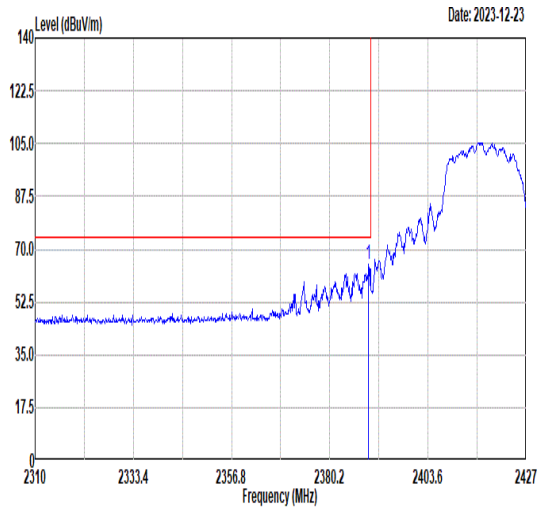 <br>Freq Level Limit Line Margin Read Level Ant Factor Cable Loss Preamp Factor APos TPos Remark<br>1 2389.44 64.72 74.00 -9.28 56.78 32.26 7.76 32.08 359 263 Peak | 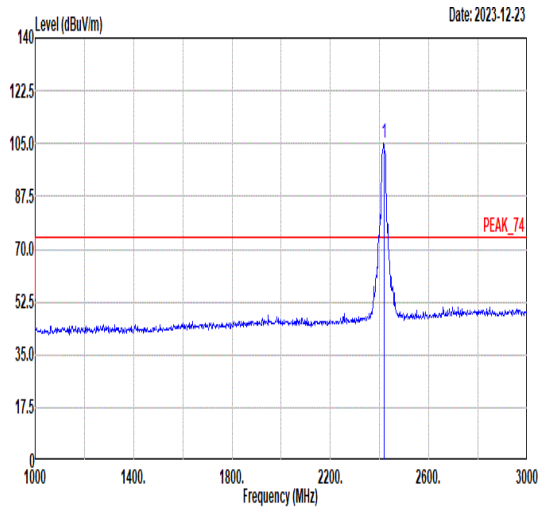 <br>Freq Level Limit Line Margin Read Level Ant Factor Cable Loss Preamp Factor APos TPos Remark<br>1 2417.00 105.13 ------ ------ 97.08 32.32 7.81 32.08 359 263 Peak |
| Avg | 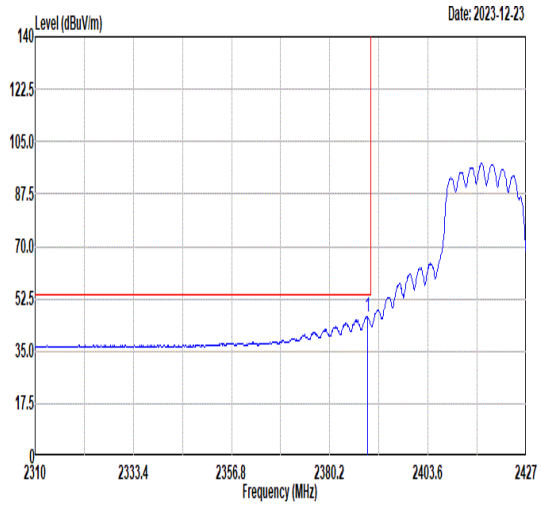 <br>Freq Level Limit Line Margin Read Level Ant Factor Cable Loss Preamp Factor APos TPos Remark<br>1 2389.21 46.58 54.00 -7.42 38.64 32.26 7.76 32.08 359 263 Average | 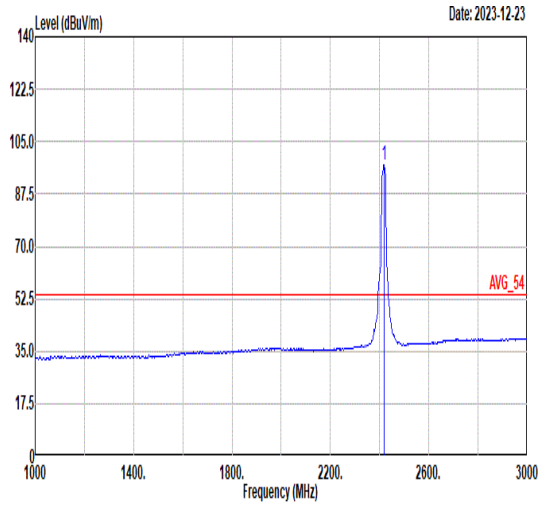 <br>Freq Level Limit Line Margin Read Level Ant Factor Cable Loss Preamp Factor APos TPos Remark<br>1 2417.00 97.43 ------ ------ 89.38 32.32 7.81 32.08 359 263 Average |

| Mode | 23 | |
|---|---|---|
| | Band Edge | |
| | 2400-2483.5_802.11 n 20_CH2_2417MHz | |
| ANT | CDD 1+2 | |
| Pol. | Vertical | Fundamental |
| Peak | 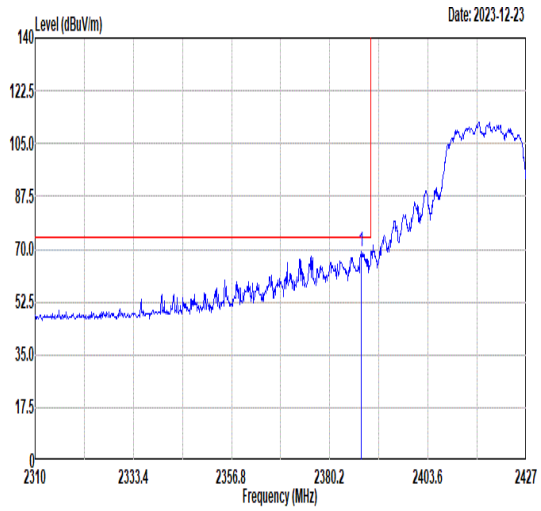 <br>Freq Level Limit Line Margin Read Level Ant Factor Cable Loss Preamp Factor APos TPos Remark<br>1 2387.69 69.35 74.00 -4.65 61.43 32.25 7.75 32.08 100 245 Peak | 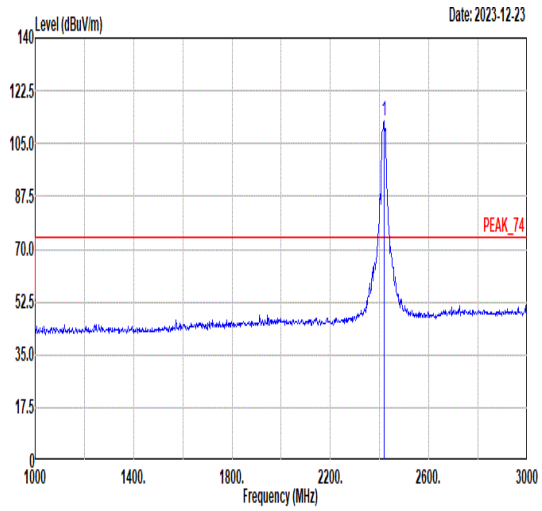 <br>Freq Level Limit Line Margin Read Level Ant Factor Cable Loss Preamp Factor APos TPos Remark<br>1 2417.00 112.53 ------ ------ 104.48 32.32 7.81 32.08 100 245 Peak |
| Avg | 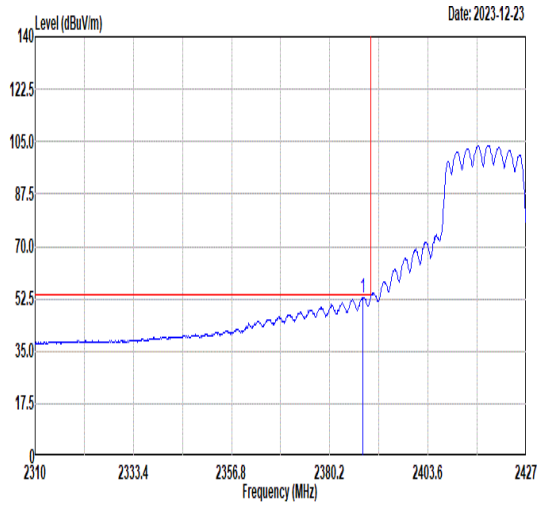 <br>Freq Level Limit Line Margin Read Level Ant Factor Cable Loss Preamp Factor APos TPos Remark<br>1 2388.16 52.94 54.00 -1.06 45.01 32.25 7.76 32.08 100 245 Average | 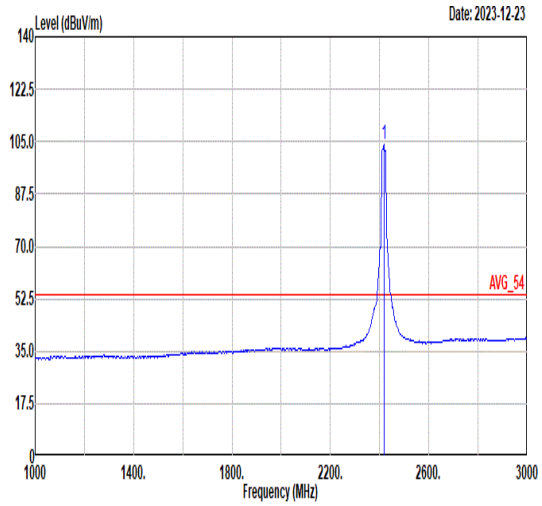 <br>Freq Level Limit Line Margin Read Level Ant Factor Cable Loss Preamp Factor APos TPos Remark<br>1 2417.00 104.04 ------ ------ 95.99 32.32 7.81 32.08 100 245 Average |

| Mode | 24 | |
|---|---|---|
| | Band Edge | |
| | 2400-2483.5_802.11 n 20_CH10_2457MHz | |
| ANT | CDD 1+2 | |
| Pol. | Horizontal | Fundamental |
| Peak | 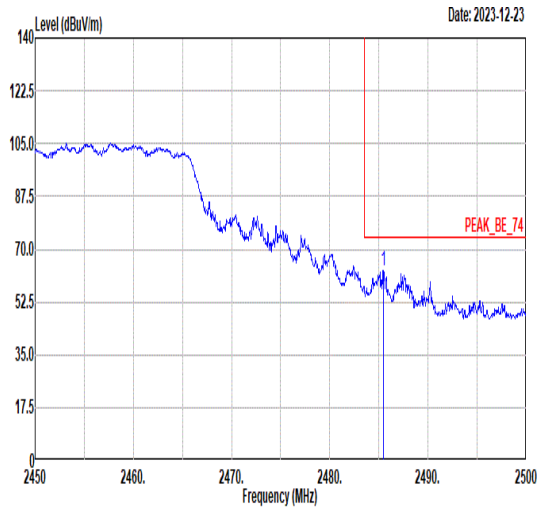 <br>Freq Level Limit Line Margin Read Level Ant Factor Cable Loss Preamp Factor APos TPos Remark<br>MHz dBuV/m dBuV/m dB dBuV dB/m dB dB cm deg<br>1 2485.50 62.89 74.00 -11.11 54.64 32.47 7.88 32.10 345 272 Peak | 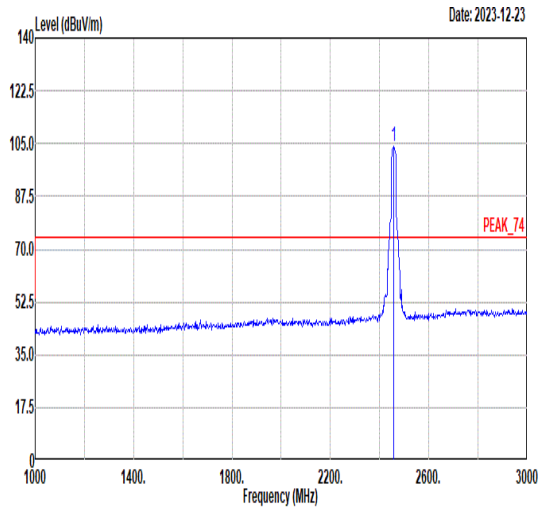 <br>Freq Level Limit Line Margin Read Level Ant Factor Cable Loss Preamp Factor APos TPos Remark<br>MHz dBuV/m dBuV/m dB dBuV dB/m dB dB cm deg<br>1 2457.00 104.10 ------ ------ 95.93 32.41 7.85 32.09 345 272 Peak |
| Avg | 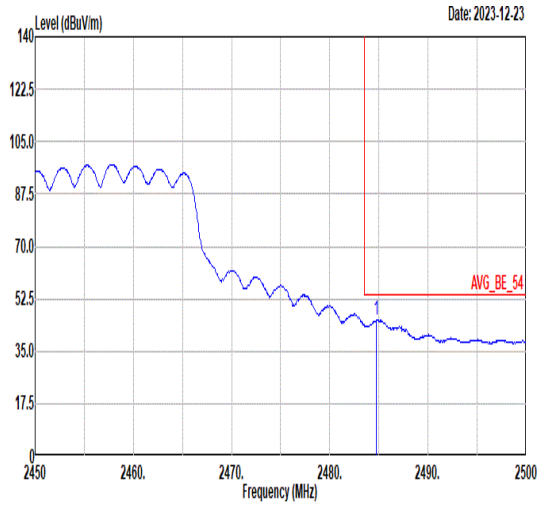 <br>Freq Level Limit Line Margin Read Level Ant Factor Cable Loss Preamp Factor APos TPos Remark<br>MHz dBuV/m dBuV/m dB dBuV dB/m dB dB cm deg<br>1 2484.75 45.44 54.00 -8.56 37.19 32.47 7.88 32.10 345 272 Average | 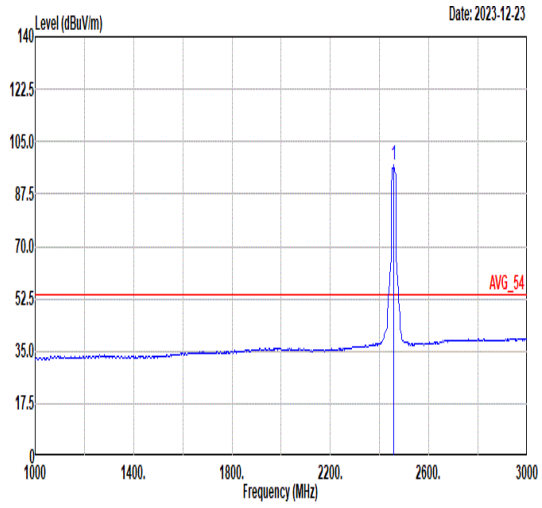 <br>Freq Level Limit Line Margin Read Level Ant Factor Cable Loss Preamp Factor APos TPos Remark<br>MHz dBuV/m dBuV/m dB dBuV dB/m dB dB cm deg<br>1 2457.00 97.03 ------ ------ 88.86 32.41 7.85 32.09 345 272 Average |

| Mode | 24 | |
|---|---|---|
| | Band Edge | |
| | 2400-2483.5_802.11 n 20_CH10_2457MHz | |
| ANT | CDD 1+2 | |
| Pol. | Vertical | Fundamental |
| Peak | 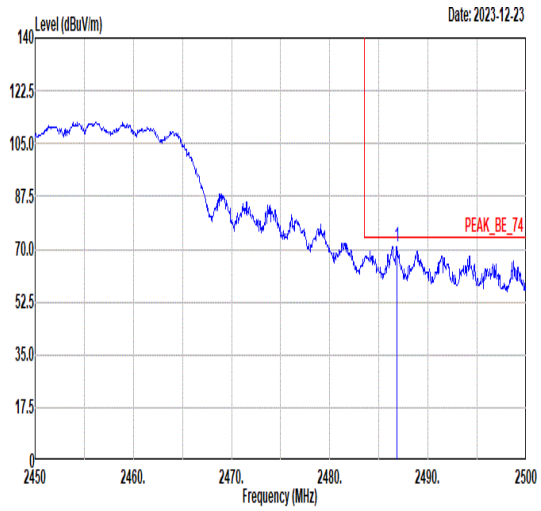 <br>Freq Level Limit Line Margin Read Level Ant Factor Cable Loss Preamp Factor APos TPos Remark<br>MHz dBuV/m dBuV/m dB dBuV dB/m dB dB cm deg<br>1 2486.80 70.99 74.00 -3.01 62.74 32.47 7.88 32.10 100 246 Peak | 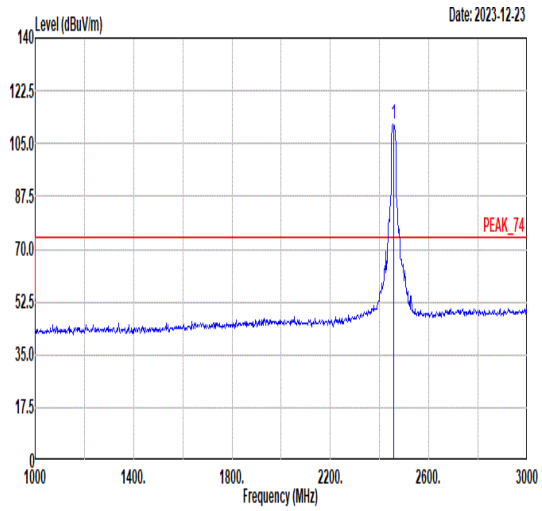 <br>Freq Level Limit Line Margin Read Level Ant Factor Cable Loss Preamp Factor APos TPos Remark<br>MHz dBuV/m dBuV/m dB dBuV dB/m dB dB cm deg<br>1 2457.00 111.25 ------ ------ 103.08 32.41 7.85 32.09 100 246 Peak |
| Avg | 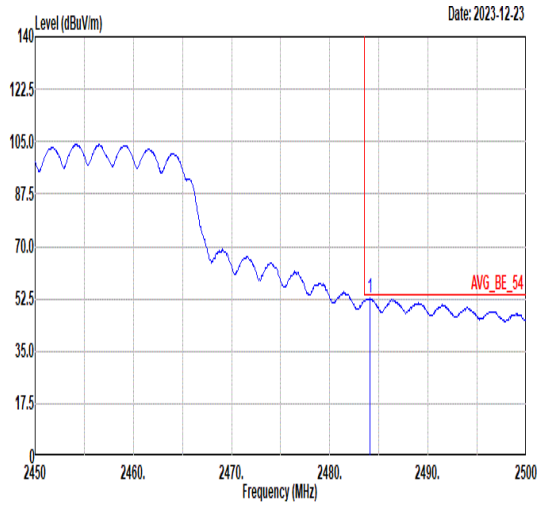 <br>Freq Level Limit Line Margin Read Level Ant Factor Cable Loss Preamp Factor APos TPos Remark<br>MHz dBuV/m dBuV/m dB dBuV dB/m dB dB cm deg<br>1 2484.10 52.64 54.00 -1.36 44.39 32.47 7.88 32.10 100 246 Average | 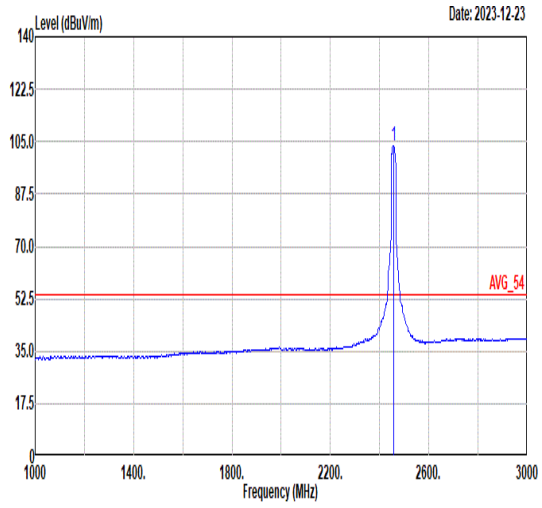 <br>Freq Level Limit Line Margin Read Level Ant Factor Cable Loss Preamp Factor APos TPos Remark<br>MHz dBuV/m dBuV/m dB dBuV dB/m dB dB cm deg<br>1 2457.00 103.62 ------ ------ 95.45 32.41 7.85 32.09 100 246 Average |

| Mode | 25 | |
|---|---|---|
| | Band Edge | |
| | 2400-2483.5_802.11 ax 20_CH2_Full_2417MHz | |
| ANT | CDD 1+2 | |
| Pol. | Horizontal | Fundamental |
| Peak | 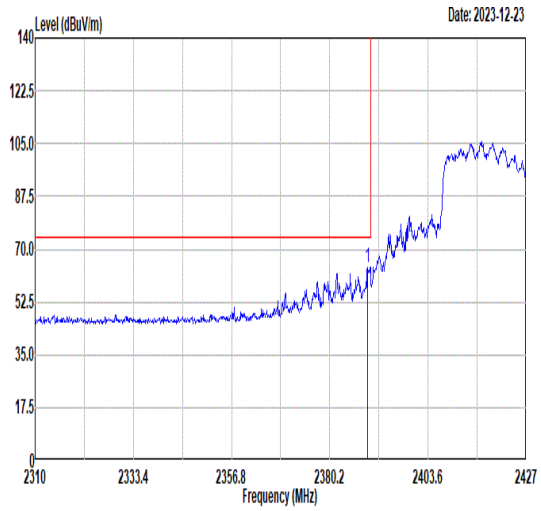 <br>Freq Level Limit Line Margin Read Level Ant Factor Cable Loss Preamp Factor APos TPos Remark<br>MHz dBuV/m dBuV/m dB dBuV dB/m dB dB cm deg<br>1 2389.21 64.02 74.00 -9.98 56.08 32.26 7.76 32.08 359 280 Peak | 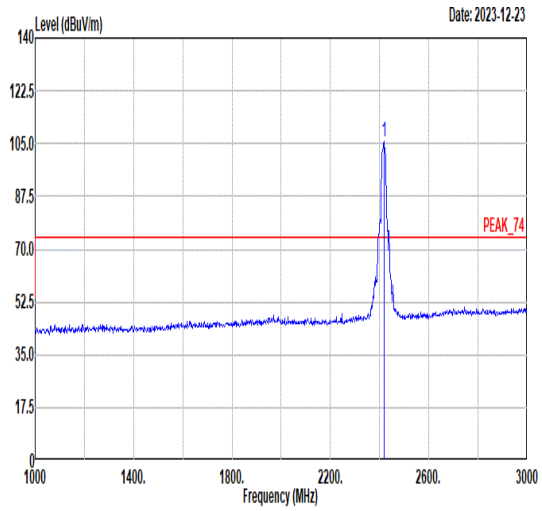 <br>Freq Level Limit Line Margin Read Level Ant Factor Cable Loss Preamp Factor APos TPos Remark<br>MHz dBuV/m dBuV/m dB dBuV dB/m dB dB cm deg<br>1 2417.00 105.63 ------ ------ 97.58 32.32 7.81 32.08 359 280 Peak |
| Avg | 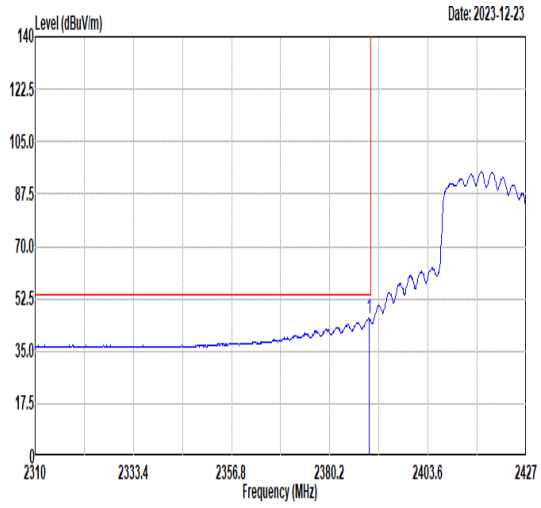 <br>Freq Level Limit Line Margin Read Level Ant Factor Cable Loss Preamp Factor APos TPos Remark<br>MHz dBuV/m dBuV/m dB dBuV dB/m dB dB cm deg<br>1 2389.56 45.93 54.00 -8.07 37.99 32.26 7.76 32.08 359 280 Average | 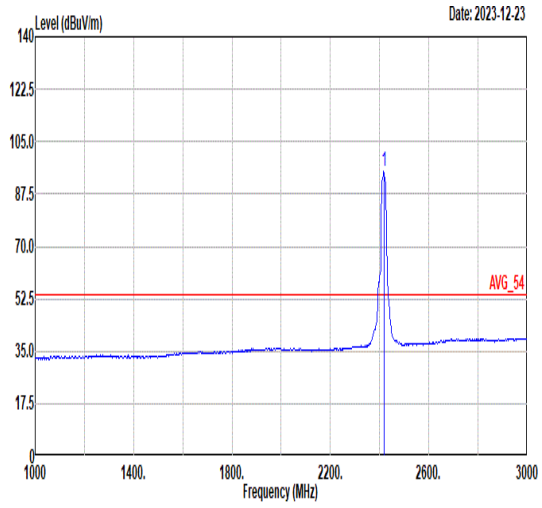 <br>Freq Level Limit Line Margin Read Level Ant Factor Cable Loss Preamp Factor APos TPos Remark<br>MHz dBuV/m dBuV/m dB dBuV dB/m dB dB cm deg<br>1 2417.00 94.83 ------ ------ 86.78 32.32 7.81 32.08 359 280 Average |

| Mode | 25 | |
|---|---|---|
| | Band Edge | |
| | 2400-2483.5_802.11 ax 20_CH2_Full_2417MHz | |
| ANT | CDD 1+2 | |
| Pol. | Vertical | Fundamental |
| Peak | 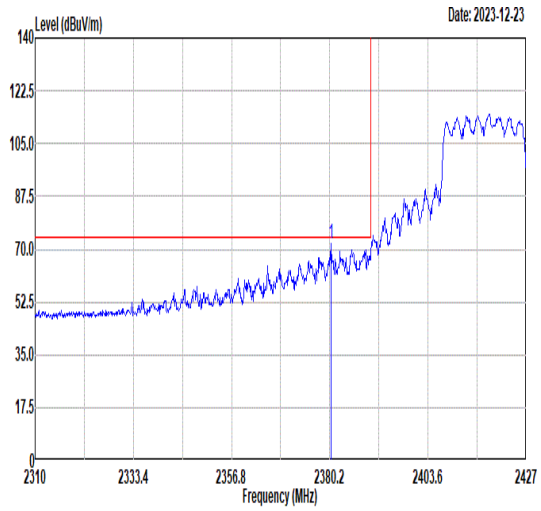 <br>Freq Level Limit Line Margin Read Level Ant Factor Cable Loss Preamp Factor APos TPos Remark<br>MHz dBuV/m dBuV/m dB dBuV dB/m dB dB cm deg<br>1 2380.43 71.71 74.00 -2.29 63.82 32.24 7.73 32.08 100 248 Peak | 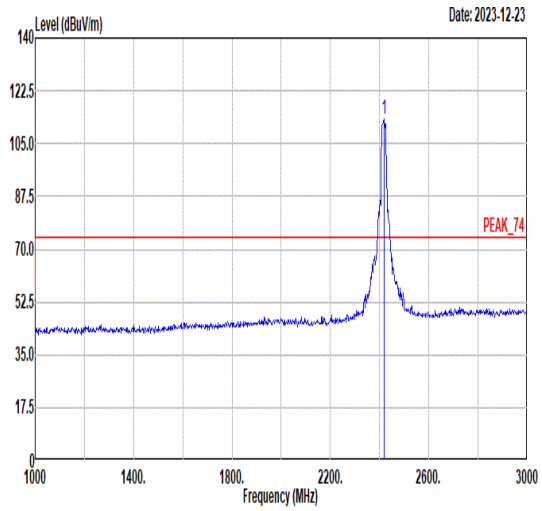 <br>Freq Level Limit Line Margin Read Level Ant Factor Cable Loss Preamp Factor APos TPos Remark<br>MHz dBuV/m dBuV/m dB dBuV dB/m dB dB cm deg<br>1 2417.00 113.30 ------ ------ 105.25 32.32 7.81 32.08 100 248 Peak |
| Avg | 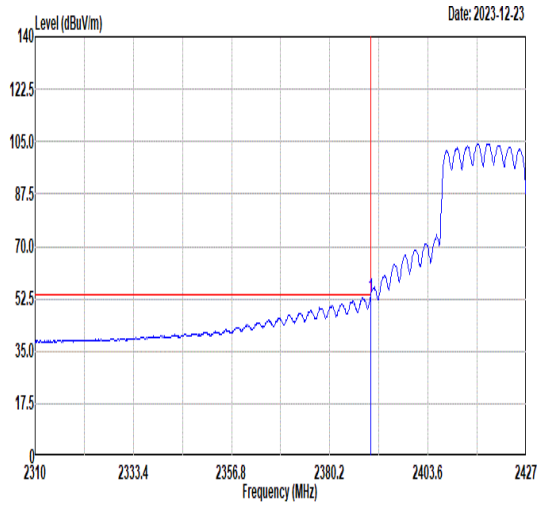 <br>Freq Level Limit Line Margin Read Level Ant Factor Cable Loss Preamp Factor APos TPos Remark<br>MHz dBuV/m dBuV/m dB dBuV dB/m dB dB cm deg<br>1 2389.91 53.01 54.00 -0.99 45.07 32.26 7.76 32.08 100 248 Average | 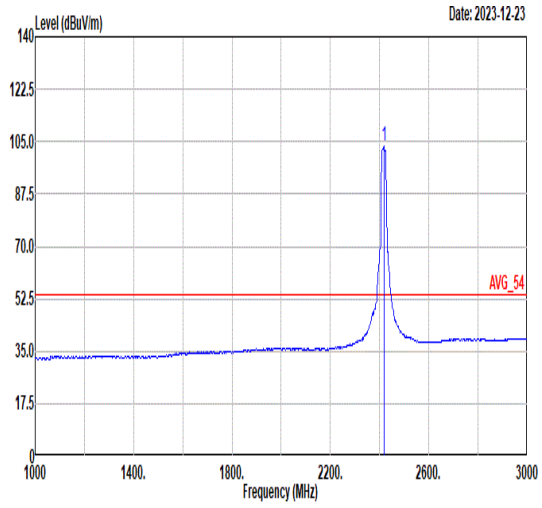 <br>Freq Level Limit Line Margin Read Level Ant Factor Cable Loss Preamp Factor APos TPos Remark<br>MHz dBuV/m dBuV/m dB dBuV dB/m dB dB cm deg<br>1 2417.00 103.30 ------ ------ 95.25 32.32 7.81 32.08 100 248 Average |

| Mode | 26 | |
|---|---|---|
| | Band Edge | |
| | 2400-2483.5_802.11 ax 20_CH10_Full_2457MHz | |
| ANT | CDD 1+2 | |
| Pol. | Horizontal | Fundamental |
| Peak | 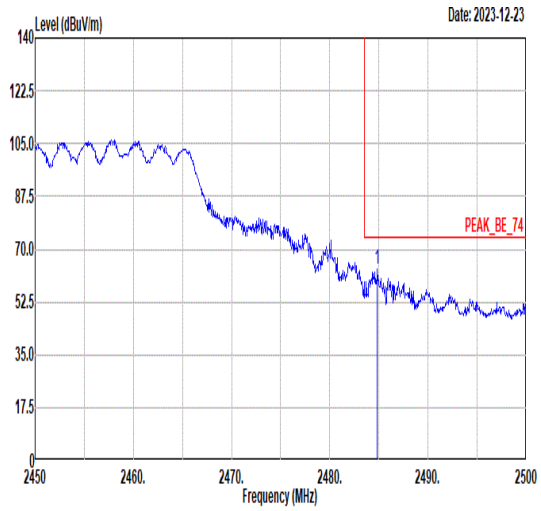 <br>Freq Level Limit Line Margin Read Level Ant Factor Cable Loss Preamp Factor APos TPos Remark<br>MHz dBuV/m dBuV/m dB dBuV dB/m dB dB cm deg<br>1 2484.85 63.57 74.00 -10.43 55.32 32.47 7.88 32.10 345 269 Peak | 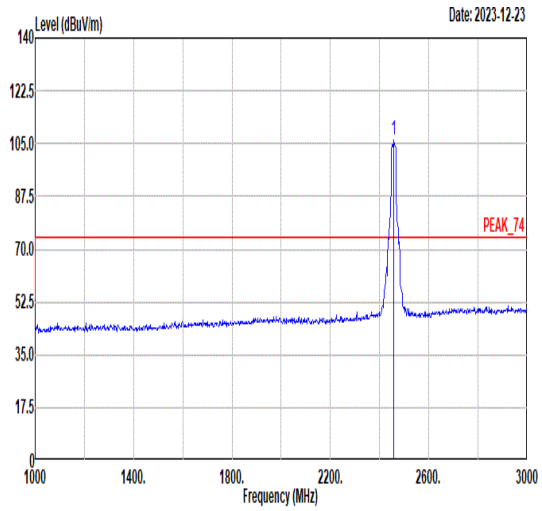 <br>Freq Level Limit Line Margin Read Level Ant Factor Cable Loss Preamp Factor APos TPos Remark<br>MHz dBuV/m dBuV/m dB dBuV dB/m dB dB cm deg<br>1 2457.00 106.22 ------ ------ 98.05 32.41 7.85 32.09 345 269 Peak |
| Avg | 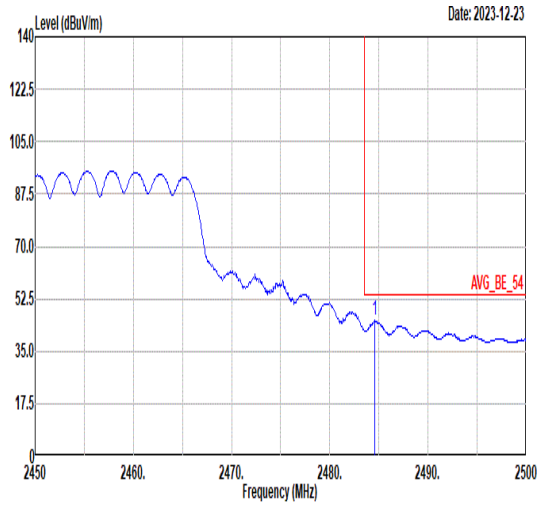 <br>Freq Level Limit Line Margin Read Level Ant Factor Cable Loss Preamp Factor APos TPos Remark<br>MHz dBuV/m dBuV/m dB dBuV dB/m dB dB cm deg<br>1 2484.60 45.48 54.00 -8.52 37.23 32.47 7.88 32.10 345 269 Average | 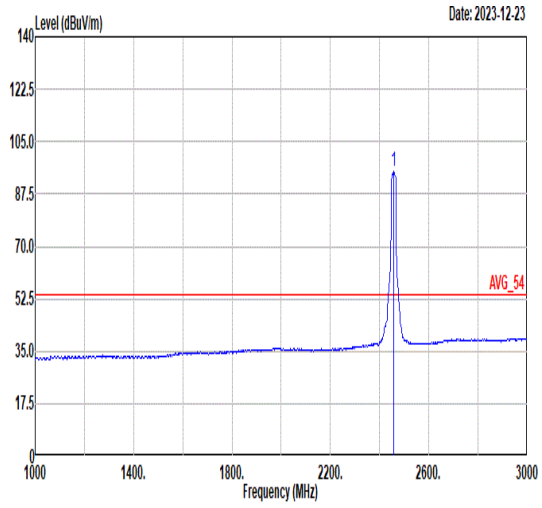 <br>Freq Level Limit Line Margin Read Level Ant Factor Cable Loss Preamp Factor APos TPos Remark<br>MHz dBuV/m dBuV/m dB dBuV dB/m dB dB cm deg<br>1 2457.00 95.00 ------ ------ 86.83 32.41 7.85 32.09 345 269 Average |

| Mode | 26 | |
|---|---|---|
| | Band Edge | |
| | 2400-2483.5_802.11 ax 20_CH10_Full_2457MHz | |
| ANT | CDD 1+2 | |
| Pol. | Vertical | Fundamental |
| Peak | 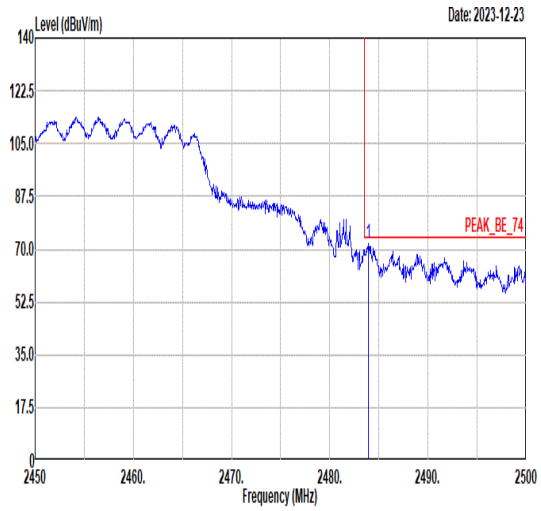 <br>Freq Level Limit Line Margin Read Level Ant Factor Cable Loss Preamp Factor APos TPos Remark<br>MHz dBuV/m dBuV/m dB dBuV dB/m dB dB cm deg<br>1 2483.90 72.06 74.00 -1.94 63.82 32.46 7.88 32.10 100 246 Peak | 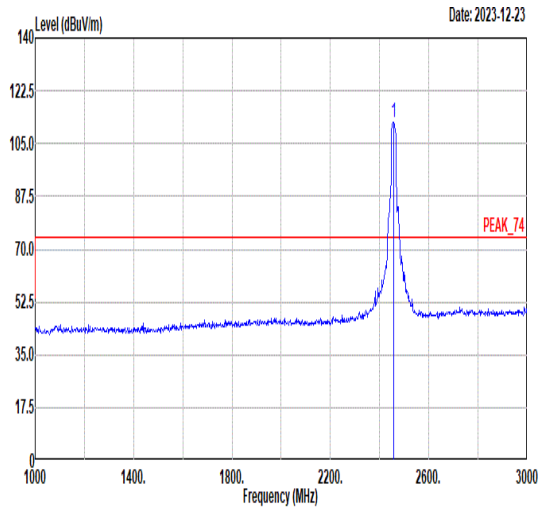 <br>Freq Level Limit Line Margin Read Level Ant Factor Cable Loss Preamp Factor APos TPos Remark<br>MHz dBuV/m dBuV/m dB dBuV dB/m dB dB cm deg<br>1 2457.00 112.23 ------ ------ 104.06 32.41 7.85 32.09 100 246 Peak |
| Avg | 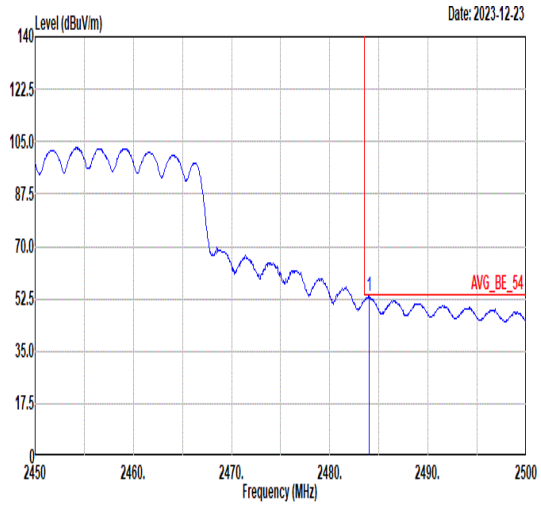 <br>Freq Level Limit Line Margin Read Level Ant Factor Cable Loss Preamp Factor APos TPos Remark<br>MHz dBuV/m dBuV/m dB dBuV dB/m dB dB cm deg<br>1 2484.00 53.26 54.00 -0.74 45.02 32.46 7.88 32.10 100 246 Average | 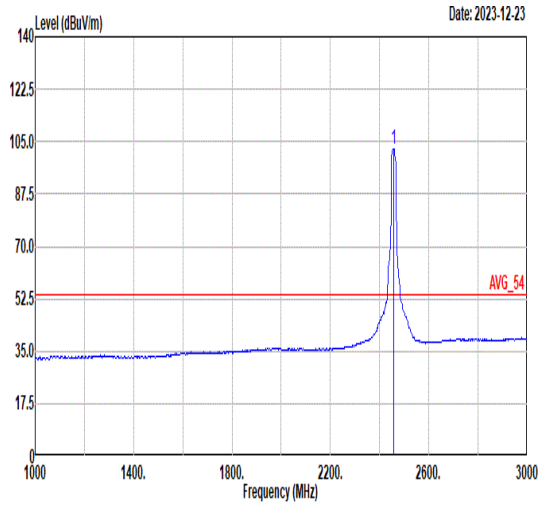 <br>Freq Level Limit Line Margin Read Level Ant Factor Cable Loss Preamp Factor APos TPos Remark<br>MHz dBuV/m dBuV/m dB dBuV dB/m dB dB cm deg<br>1 2457.00 102.55 ------ ------ 94.38 32.41 7.85 32.09 100 246 Average |

# Appendix D. Duty Cycle Plots

| Antenna | Band | Duty Cycle(%) | T(ms) | 1/T(kHz) | VBW Setting |
|---|---|---|---|---|---|
| 1+2 | 802.11b | 99.24 | - | - | 10Hz |
| 1+2 | 802.11g | 95.88 | 1.395 | 0.717 | 1KHz |
| 1+2 | 802.11n HT20 | 95.97 | 1.310 | 0.763 | 1KHz |
| 1+2 | 802.11n HT40 | 91.91 | 0.648 | 1.543 | 3KHz |
| 1+2 | 802.11ax HE20 | 94.44 | 1.020 | 0.980 | 1KHz |
| 1+2 | 802.11ax HE40 | 90.40 | 0.537 | 1.862 | 3KHz |

**802.11b**

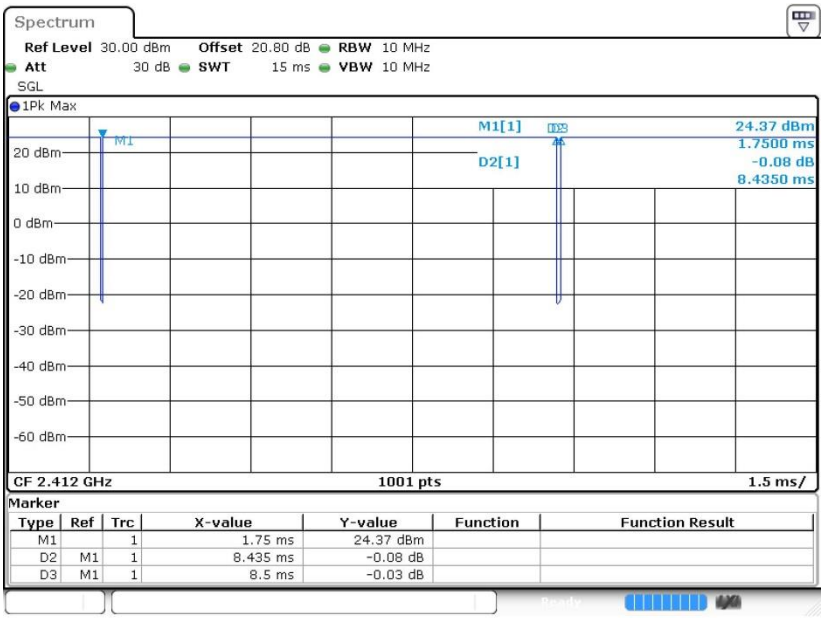

**802.11g**

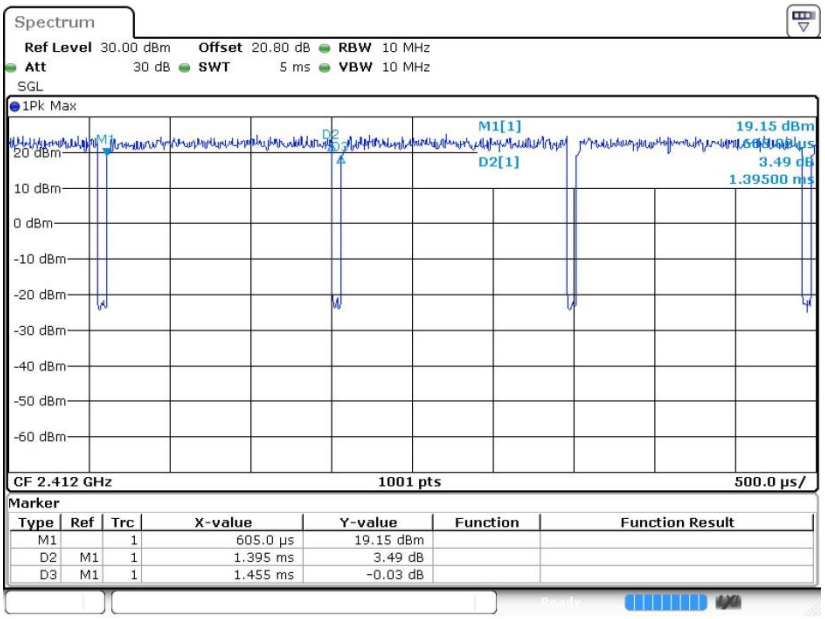


**802.11n HT20**

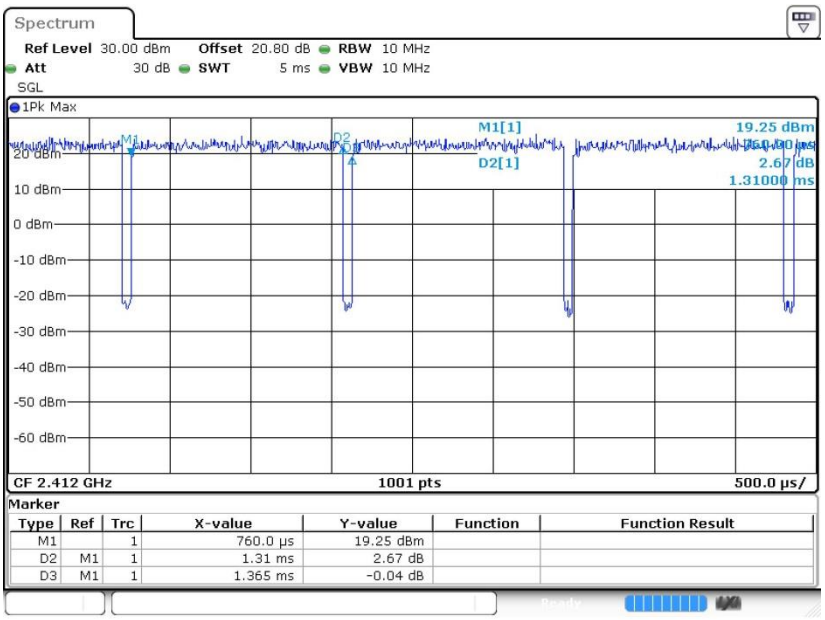

**802.11n HT40**

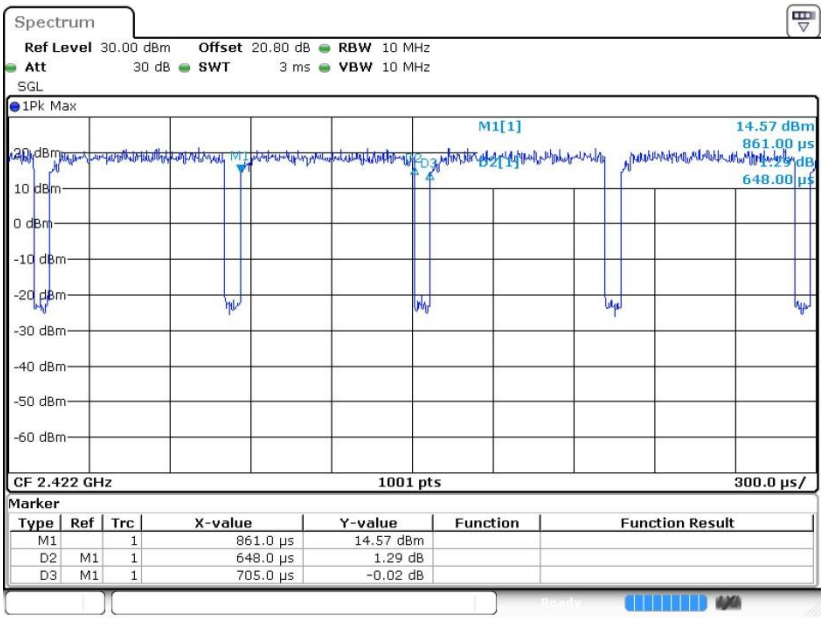


**802.11ax HE20**

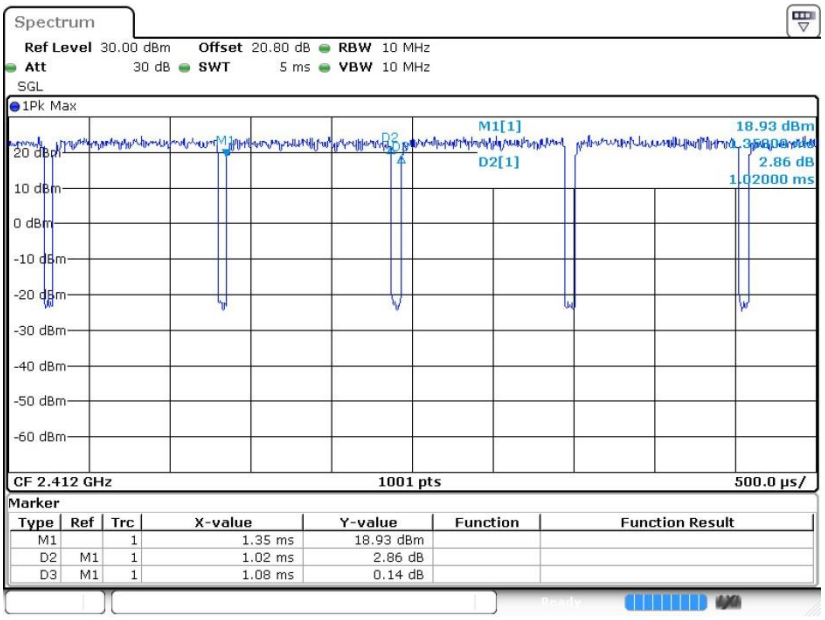
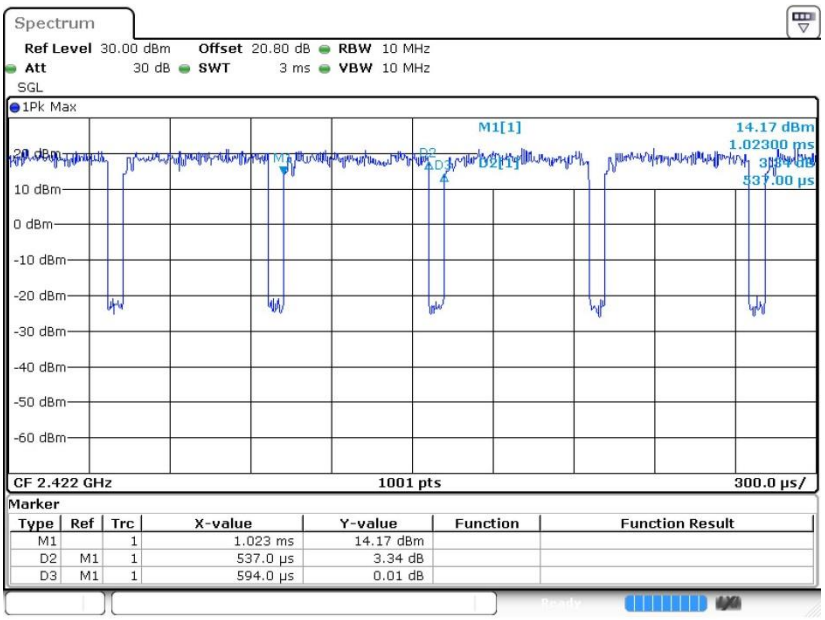
**802.11ax HE40**