802.11ax-HE40 Power Spectral Density - Ant 3

Channel 38 (5190MHz)

Channel 46 (5230MHz)

Channel 54 (5270MHz)

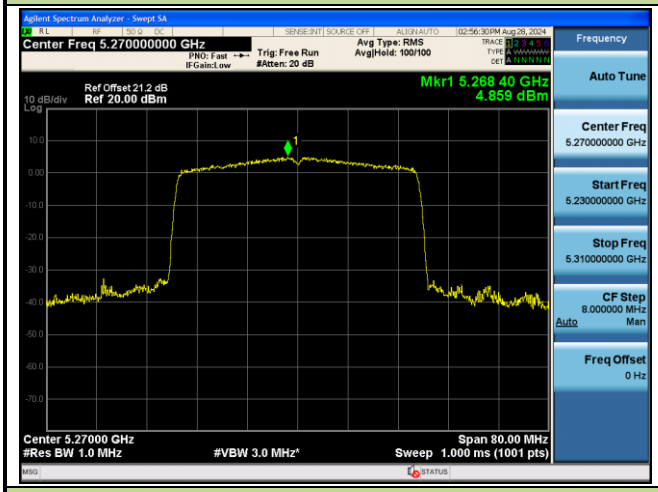

Channel 62 (5310MHz)

Channel 102 (5510MHz)

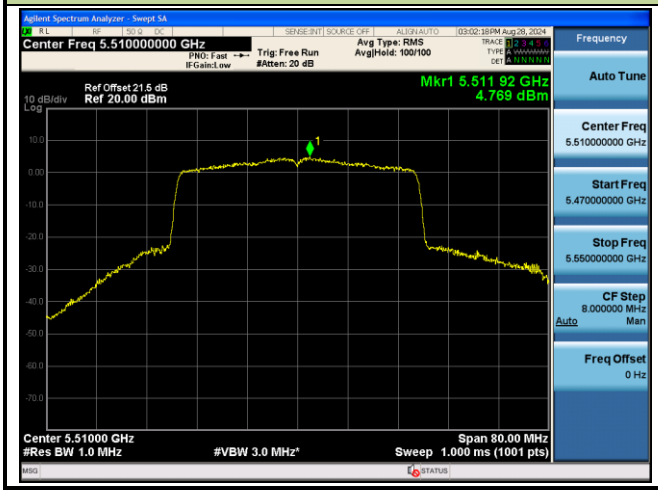

Channel 110 (5550MHz)

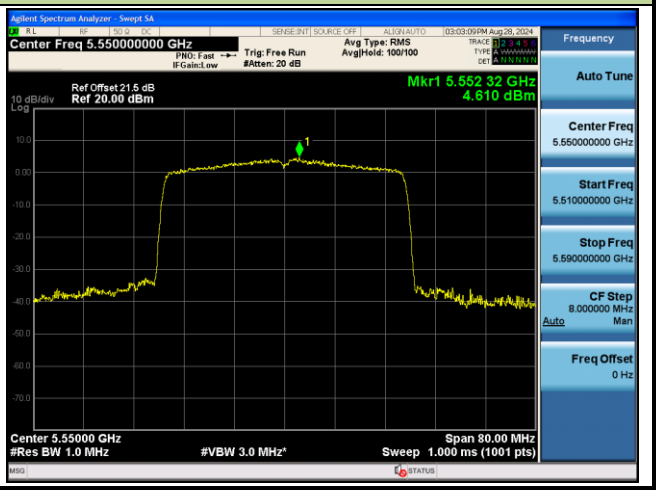

802.11ax-HE40 Power Spectral Density - Ant 3	
Channel 134 (5670MHz)	Channel 142 (5710MHz)
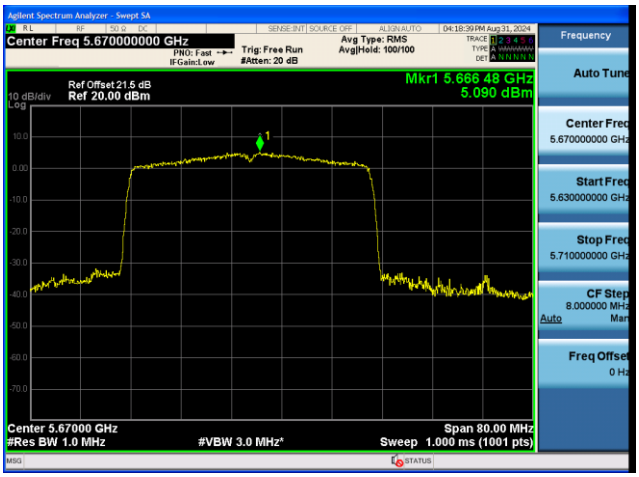	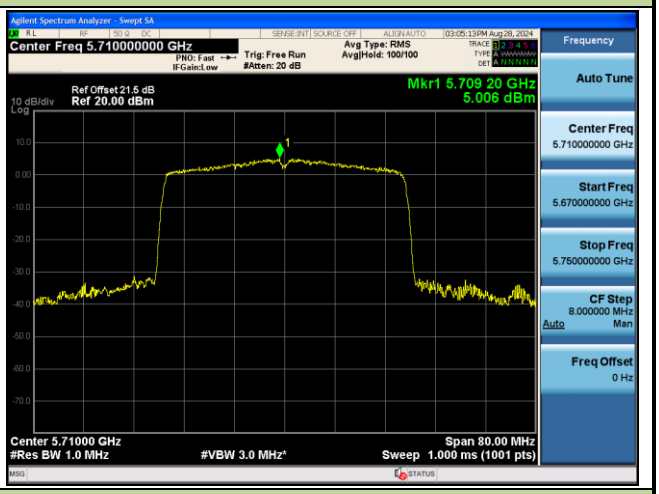
Channel 151 (5755MHz)	Channel 159 (5795MHz)

802.11ax-HE80 Power Spectral Density - Ant 3

Channel 42 (5210MHz)

Channel 58 (5290MHz)

Channel 106 (5530MHz)

Channel 122 (5610MHz)

Channel 138 (5690MHz)

Channel 155 (5775MHz)

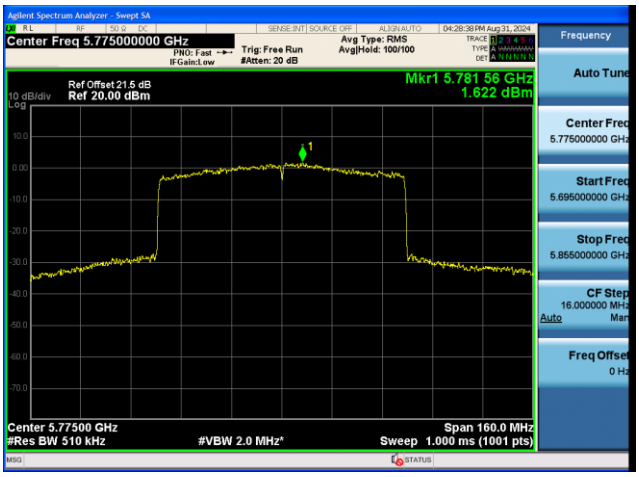

802.11ax-HE160 Power Spectral Density - Ant 3	
Channel 50 (5250MHz)	Channel 114 (5570MHz)

7.7. Frequency Stability Measurement

7.7.1.Test Limit

Manufactures of U-NII devices are responsible for ensuring frequency stability such that an emission is maintained within the band of operation under all conditions of normal operation as specified in the user's manual.

7.7.2.Test Limit

Frequency Stability Under Temperature Variations:

The equipment under test was connected to an external AC or DC power supply and input rated voltage. RF output was connected to a frequency counter or spectrum analyzer via feed through attenuators. The EUT was placed inside the temperature chamber. Set the spectrum analyzer RBW low enough to obtain the desired frequency resolution and measure EUT 20°C operating frequency as reference frequency. Turn EUT off and set the chamber temperature to highest. After the temperature stabilized for approximately 30 minutes recorded the frequency. Repeat step measure with 10°C decreased per stage until the lowest temperature reached.

Frequency Stability Under Voltage Variations:

Set chamber temperature to 20°C. Use a variable AC power supply / DC power source to power the EUT and set the voltage to rated voltage. Set the spectrum analyzer RBW low enough to obtain the desired frequency resolution and recorded the frequency.

Reduce the input voltage to specify extreme voltage variation (±15%) and endpoint, recordthe maximum frequency change.

7.7.3.Test Setup

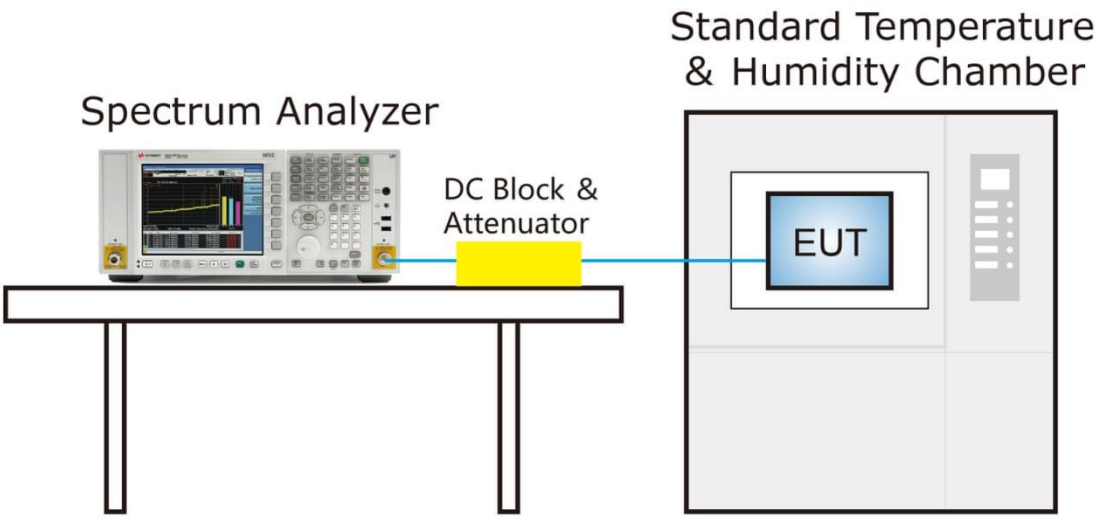

7.7.4.Test Result

Grantee ensure that the product meets e-CFR Title 47 section 15.407(g) and KDB 789033 D02v02r01 frequency stability such that the emissions are maintained within the band of operation under all conditions of normal operation as specified in the user's manual.

7.8. Radiated Spurious Emission Measurement

7.8.1.Test Limit

All out of band emissions appearing in a restricted band as specified in Section 15.205 of the Title 47CFR must not exceed the limits shown in Table per Section 15.209.

FCC Part 15 Subpart C Paragraph 15.209		
Frequency [MHz]	Field Strength [uV/m]	Measured Distance [Meters]
0.009 - 0.490	2400/F (kHz)	300
0.490 - 1.705	24000/F (kHz)	30
1.705 - 30	30	30
30 - 88	100	3
88 - 216	150	3
216 - 960	200	3
Above 960	500	3

7.8.2.Test Procedure Used

KDB 789033 D02v02r01- Section G

7.8.3.Test Setting

Table 1 - RBW as a function of frequency

Frequency	RBW
9 ~ 150 kHz	200 ~ 300 Hz
0.15 ~ 30 MHz	9 ~ 10 kHz
30 ~ 1000 MHz	100 ~ 120 kHz
>1000 MHz	1 MHz

Quasi-Peak Measurements below 1GHz

1. Analyzer center frequency was set to the frequency of the radiated spurious emission of interest

2. Span was set greater than 1MHz

3. RBW = as specified in Table 1

4. Detector = CISPR quasi-peak

5. Sweep time = auto couple

6. Trace was allowed to stabilize

Peak Measurements above 1GHz

1. Analyzer center frequency was set to the frequency of the radiated spurious emission of interest

2. RBW = 1MHz

3. VBW = 3MHz

4. Detector = peak

5. Sweep time = auto couple

6. Trace mode = max hold

7. Trace was allowed to stabilize

Average Measurements above 1GHz (Method VB)

1. Analyzer center frequency was set to the frequency of the radiated spurious emission of interest

2. RBW = 1MHz

3. VBW;If the EUT is configured to transmit with duty cycle ≥ 98%, set VBW = 10 Hz.

If the EUT duty cycle is < 98%, set VBW ≥ 1/T. T is the minimum transmission duration.

4. Detector = Peak

5. Sweep time = auto

6. Trace mode = max hold

7. Trace was allowed to stabilize

7.8.4.Test Setup

Below 1GHz Test Setup:

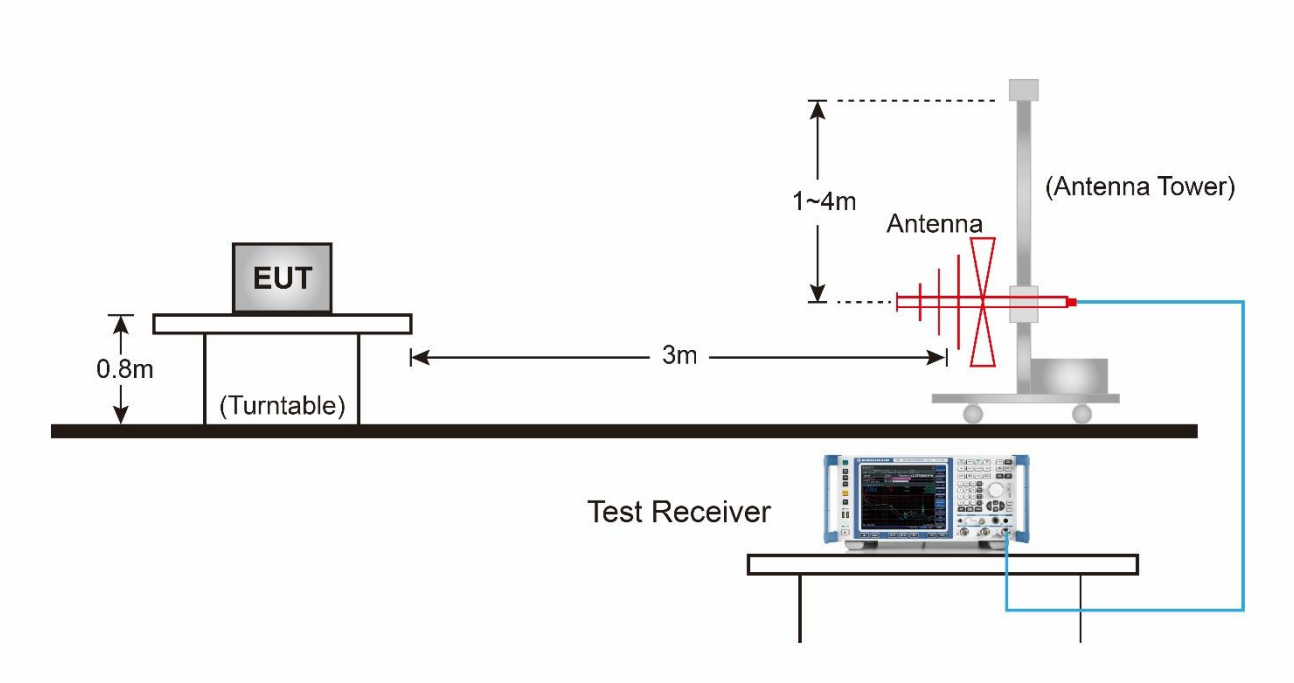

Above 1GHz Test Setup:

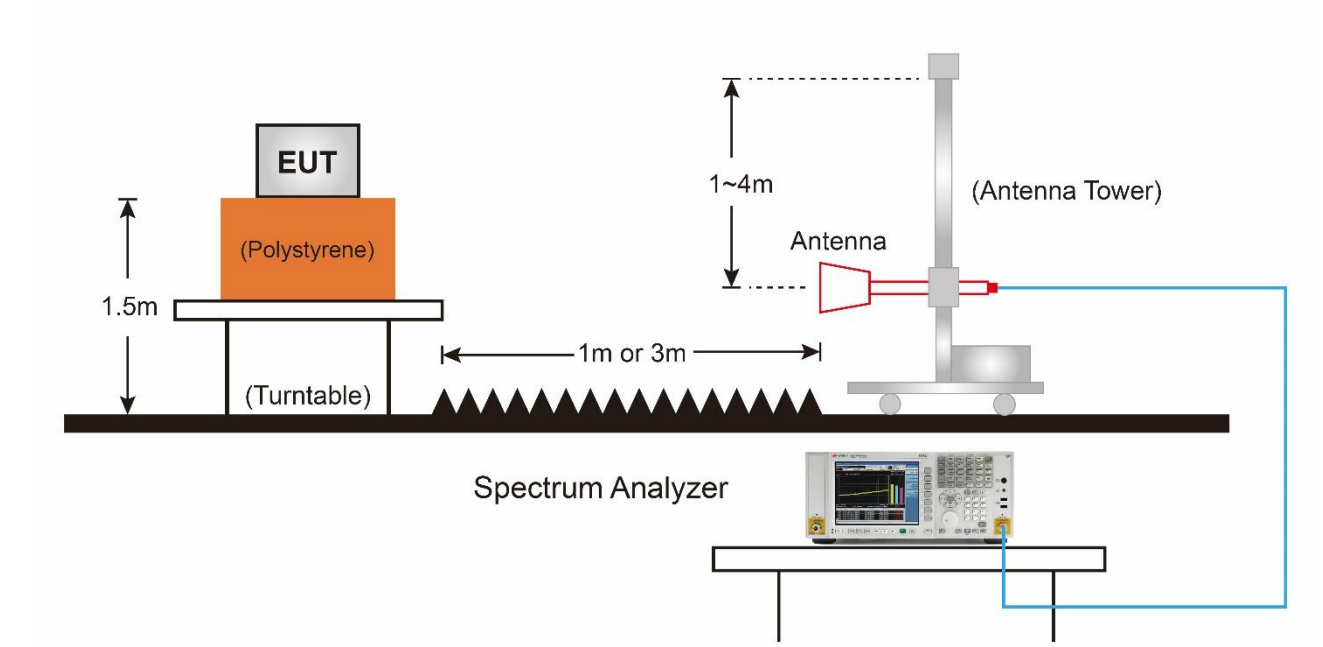

7.8.5.Test Result

EUT	AX3000 Wi-Fi 6 Portable Router	Date of Test	2024-08-30
Factor	VULB 9162	Temp. / Humidity	23°C /57%
Polarity	Horizontal	Site / Test Engineer	AC1 / Todd
Test Mode	802.11ac-20MHz_TX_Band1_CH 40_ANT 1+2+3	Test Voltage	AC 120V/60Hz

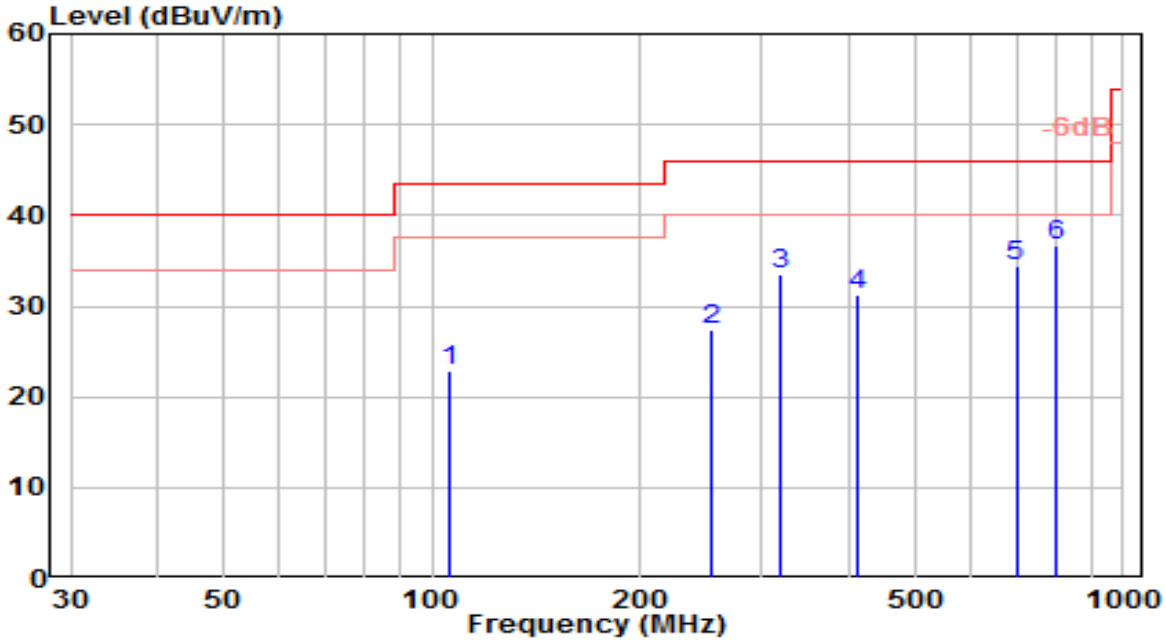

No		Frequency (MHz)	Reading (dBuV)	C.F (dB/m)	Measurement (dBuV/m)	Margin (dB)	Limit (dBuV/m)	Height (cm)	Angle (deg)	Remark (QP/PK/AV)
1		106.310	4.38	18.52	22.90	-20.60	43.50	150	340	QP
2		253.755	7.24	20.18	27.42	-18.58	46.00	100	85	QP
3		319.244	11.98	21.49	33.48	-12.52	46.00	150	260	QP
4		411.881	7.55	23.73	31.27	-14.73	46.00	100	320	QP
5		699.783	6.04	28.40	34.44	-11.56	46.00	100	360	QP
6	*	800.960	6.85	29.81	36.66	-9.34	46.00	100	5	QP

Note:

1. " *", means this data is the worst emission level.
2. C.F (Correction Factor) = Antenna Factor (dB/m) + Cable Loss (dB).
3. Measurement (dBuV/m) = Reading(dBuV) + C.F (Correction Factor).
4. The emission levels of other frequencies are very lower than the limit and not show in test report.
5. The amplitude of radiated emissions (frequency range from 9kHz to 30MHz) is that proximity to ambient noise, which also are attenuated more than 20dB below the permissible value. Therefore, the data is not presented in the report.

EUT	AX3000 Wi-Fi 6 Portable Router	Date of Test	2024-08-30
Factor	VULB 9162	Temp. / Humidity	23°C /57%
Polarity	Vertical	Site / Test Engineer	AC1 / Todd
Test Mode	802.11ac-20MHz_TX_Band1_CH 40_ANT 1+2+3	Test Voltage	AC 120V/60Hz

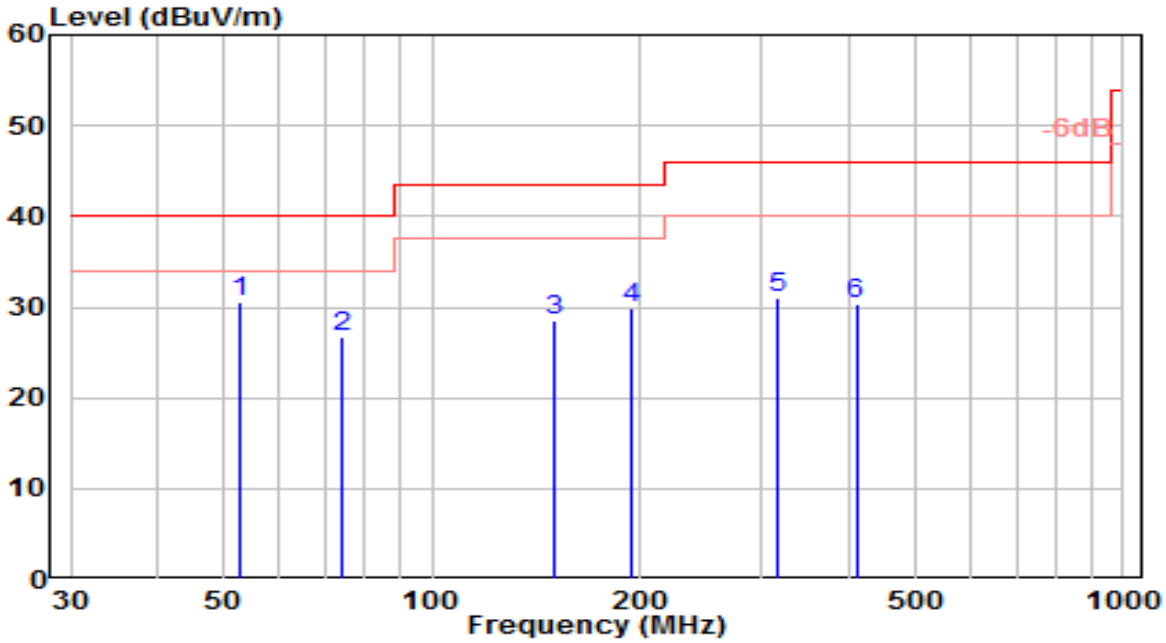

No		Frequency (MHz)	Reading (dBuV)	C.F (dB/m)	Measurement (dBuV/m)	Margin (dB)	Limit (dBuV/m)	Height (cm)	Angle (deg)	Remark (QP/PK/AV)
1	*	52.560	10.39	20.25	30.64	-9.36	40.00	100	60	QP
2		74.175	11.73	14.98	26.71	-13.29	40.00	150	140	QP
3		150.078	13.23	15.29	28.53	-14.97	43.50	100	360	QP
4		194.345	11.98	17.86	29.84	-13.66	43.50	100	360	QP
5		316.963	9.51	21.40	30.92	-15.08	46.00	100	330	QP
6		410.771	6.59	23.72	30.30	-15.70	46.00	150	70	QP

Note:

1. " *", means this data is the worst emission level.
2. C.F (Correction Factor) = Antenna Factor (dB/m) + Cable Loss (dB).
3. Measurement (dBuV/m) = Reading(dBuV) + C.F (Correction Factor).
4. The emission levels of other frequencies are very lower than the limit and not show in test report.
5. The amplitude of radiated emissions (frequency range from 9kHz to 30MHz) is that proximity to ambient noise, which also are attenuated more than 20dB below the permissible value. Therefore, the data is not presented in the report.

EUT	AX3000 Wi-Fi 6 Portable Router	Date of Test	2024-08-29
Factor	BBHA 9120D	Temp. / Humidity	25°C /62%
Polarity	Horizontal	Site / Test Engineer	AC1 / Todd
Test Mode	802.11a_TX_Band1_CH 36_ANT 1+2+3	Test Voltage	AC 120V/60Hz

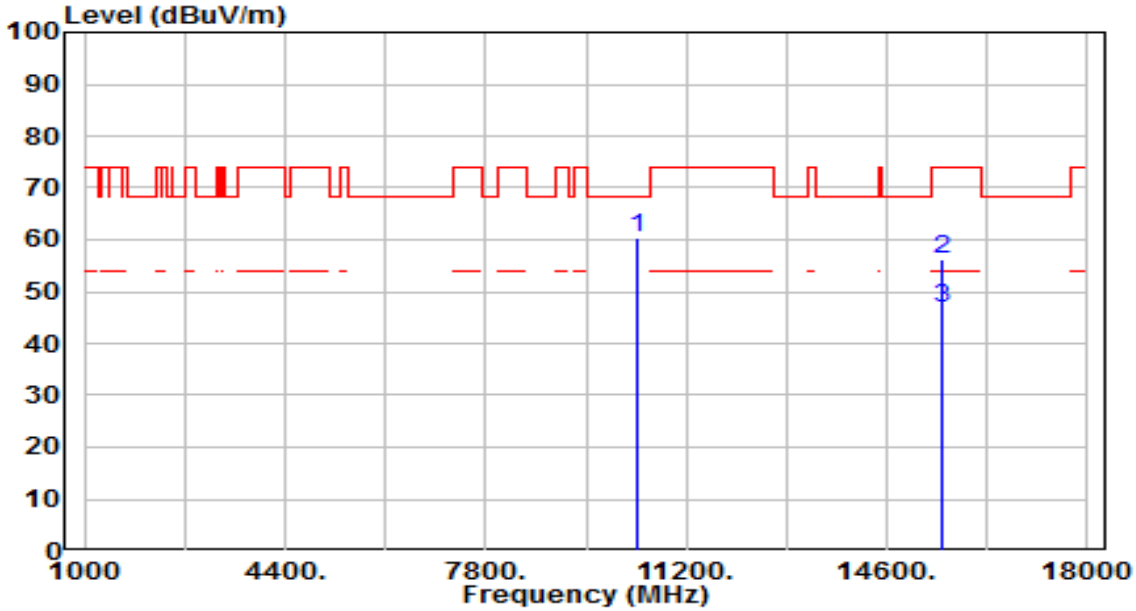

No		Frequency (MHz)	Reading (dBuV)	C.F (dB/m)	Measurement (dBuV/m)	Margin (dB)	Limit (dBuV/m)	Height (cm)	Angle (deg)	Remark (QP/PK/AV)
1	*	10360.000	42.53	17.87	60.40	-7.80	68.20	100	64	Peak
2		15540.000	35.13	21.14	56.27	-17.73	74.00	100	1	Peak
3	*	15540.000	25.50	21.14	46.64	-7.36	54.00	100	1	Average

Note:

1. " *", means this data is the worst emission level.
2. C.F (Correction Factor) = Antenna Factor (dB/m) + Cable Loss (dB) – Preamplifier(dB).
3. Measurement (dBuV/m) = Reading(dBuV) + C.F (Correction Factor).
4. The emission levels of other frequencies are very lower than the limit and not show in test report.

EUT	AX3000 Wi-Fi 6 Portable Router	Date of Test	2024-08-29
Factor	BBHA 9120D	Temp. / Humidity	25°C /62%
Polarity	Vertical	Site / Test Engineer	AC1 / Todd
Test Mode	802.11a_TX_Band1_CH 36_ANT 1+2+3	Test Voltage	AC 120V/60Hz

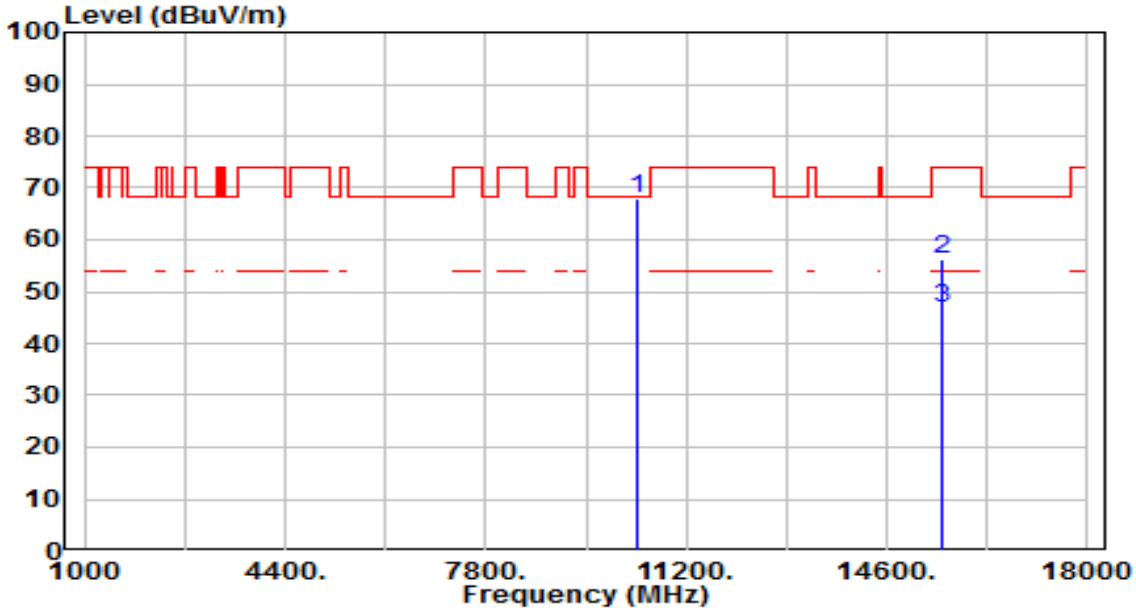

No		Frequency (MHz)	Reading (dBuV)	C.F (dB/m)	Measurement (dBuV/m)	Margin (dB)	Limit (dBuV/m)	Height (cm)	Angle (deg)	Remark (QP/PK/AV)
1	*	10360.000	50.20	17.87	68.07	-0.13	68.20	100	93	Peak
2		15540.000	35.00	21.14	56.14	-17.86	74.00	100	66	Peak
3	*	15540.000	25.60	21.14	46.74	-7.26	54.00	100	66	Average

Note:

1. " *", means this data is the worst emission level.
2. C.F (Correction Factor) = Antenna Factor (dB/m) + Cable Loss (dB) – Preamplifier(dB).
3. Measurement (dBuV/m) = Reading(dBuV) + C.F (Correction Factor).
4. The emission levels of other frequencies are very lower than the limit and not show in test report.

EUT	AX3000 Wi-Fi 6 Portable Router	Date of Test	2024-08-29
Factor	BBHA 9120D	Temp. / Humidity	25°C /62%
Polarity	Horizontal	Site / Test Engineer	AC1 / Todd
Test Mode	802.11a_TX_Band1_CH 40_ANT 1+2+3	Test Voltage	AC 120V/60Hz

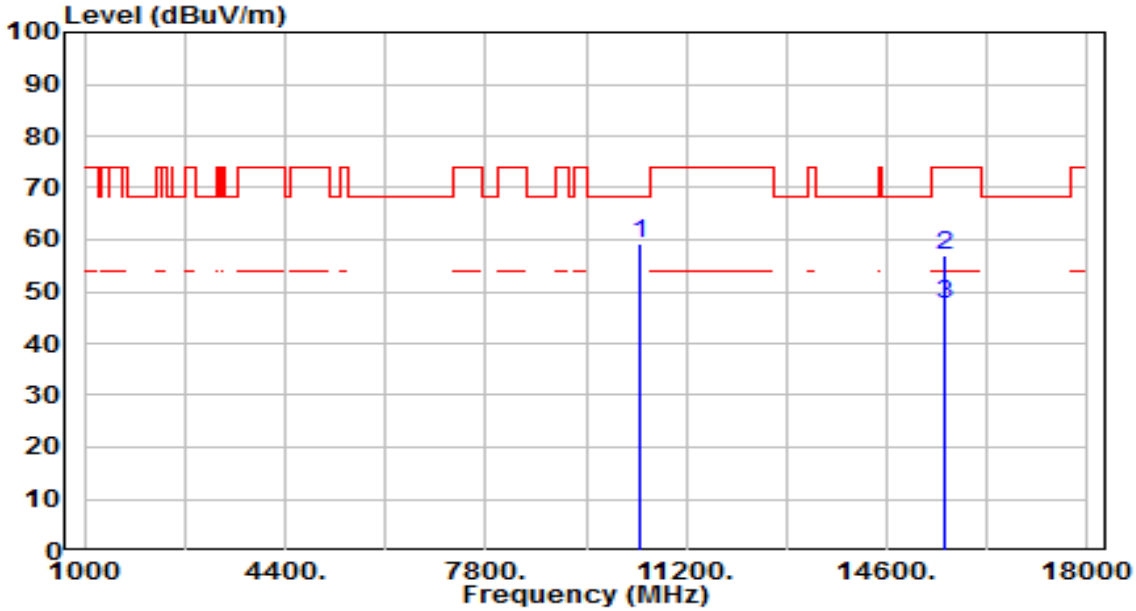

No		Frequency (MHz)	Reading (dBuV)	C.F (dB/m)	Measurement (dBuV/m)	Margin (dB)	Limit (dBuV/m)	Height (cm)	Angle (deg)	Remark (QP/PK/AV)
1	*	10400.000	41.12	18.03	59.16	-9.04	68.20	100	93	Peak
2		15600.000	36.20	20.96	57.16	-16.84	74.00	100	330	Peak
3	*	15600.000	26.60	20.96	47.56	-6.44	54.00	100	330	Average

Note:

1. " *", means this data is the worst emission level.
2. C.F (Correction Factor) = Antenna Factor (dB/m) + Cable Loss (dB) – Preamplifier(dB).
3. Measurement (dBuV/m) = Reading(dBuV) + C.F (Correction Factor).
4. The emission levels of other frequencies are very lower than the limit and not show in test report.

EUT	AX3000 Wi-Fi 6 Portable Router	Date of Test	2024-08-29
Factor	BBHA 9120D	Temp. / Humidity	25°C /62%
Polarity	Vertical	Site / Test Engineer	AC1 / Todd
Test Mode	802.11a_TX_Band1_CH 40_ANT 1+2+3	Test Voltage	AC 120V/60Hz

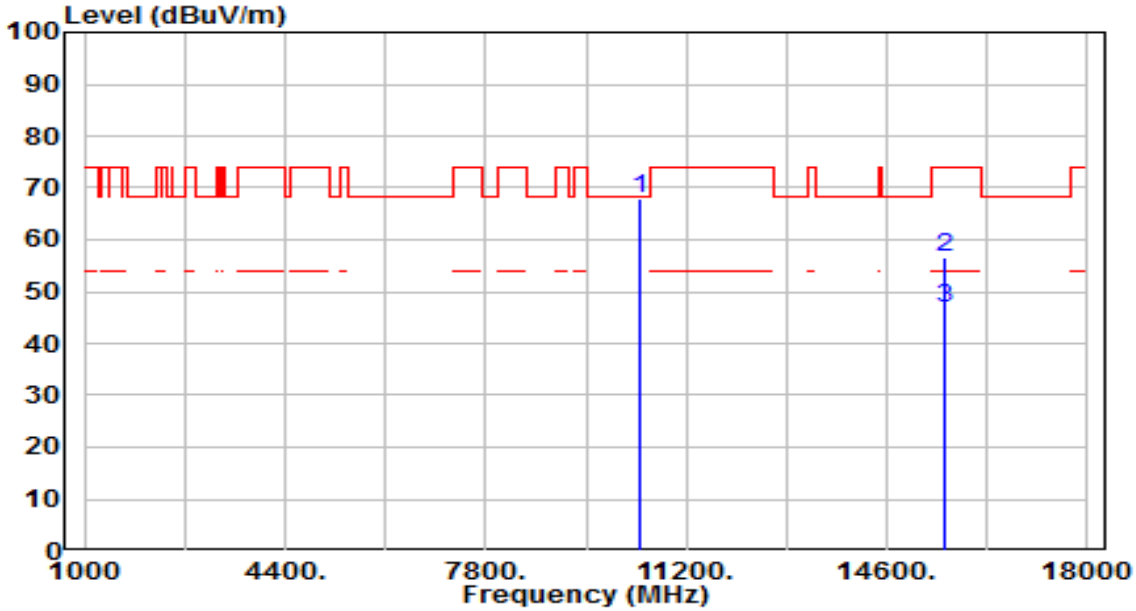

No		Frequency (MHz)	Reading (dBuV)	C.F (dB/m)	Measurement (dBuV/m)	Margin (dB)	Limit (dBuV/m)	Height (cm)	Angle (deg)	Remark (QP/PK/AV)
1	*	10400.000	50.03	18.03	68.06	-0.14	68.20	100	248	Peak
2		15600.000	35.66	20.96	56.62	-17.38	74.00	100	285	Peak
3	*	15600.000	26.00	20.96	46.96	-7.04	54.00	100	285	Average

Note:

1. " *", means this data is the worst emission level.
2. C.F (Correction Factor) = Antenna Factor (dB/m) + Cable Loss (dB) – Preamplifier(dB).
3. Measurement (dBuV/m) = Reading(dBuV) + C.F (Correction Factor).
4. The emission levels of other frequencies are very lower than the limit and not show in test report.

EUT	AX3000 Wi-Fi 6 Portable Router	Date of Test	2024-08-29
Factor	BBHA 9120D	Temp. / Humidity	25°C /62%
Polarity	Horizontal	Site / Test Engineer	AC1 / Todd
Test Mode	802.11a_TX_Band1_CH 48_ANT 1+2+3	Test Voltage	AC 120V/60Hz

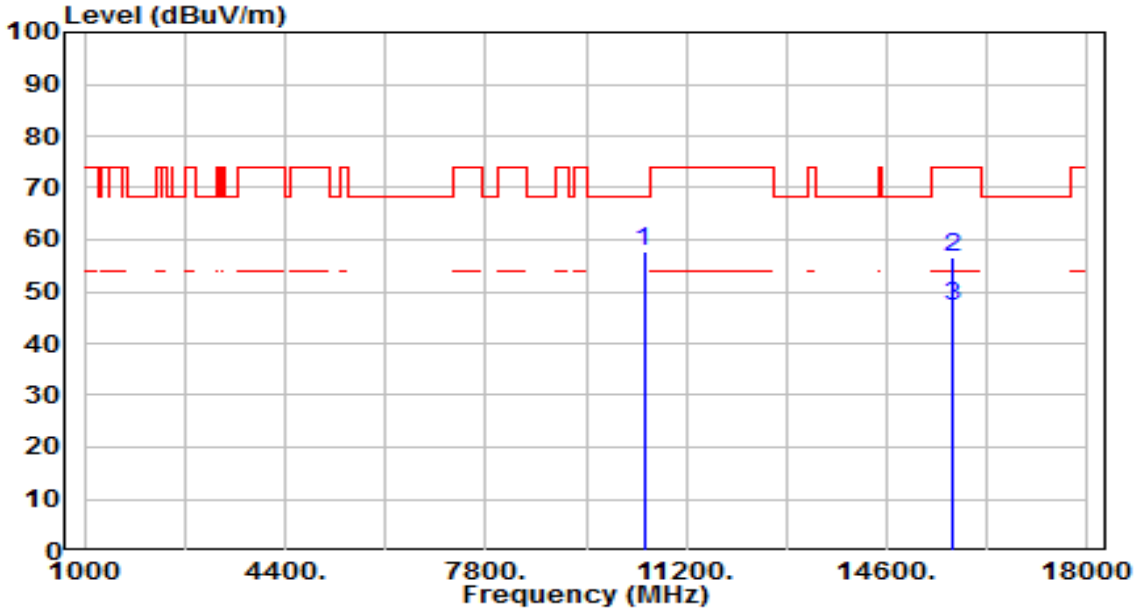

No		Frequency (MHz)	Reading (dBuV)	C.F (dB/m)	Measurement (dBuV/m)	Margin (dB)	Limit (dBuV/m)	Height (cm)	Angle (deg)	Remark (QP/PK/AV)
1	*	10480.000	39.28	18.35	57.63	-10.57	68.20	100	95	Peak
2		15720.000	36.16	20.59	56.76	-17.24	74.00	100	170	Peak
3	*	15720.000	26.40	20.59	46.99	-7.01	54.00	100	170	Average

Note:

1. " *", means this data is the worst emission level.
2. C.F (Correction Factor) = Antenna Factor (dB/m) + Cable Loss (dB) – Preamplifier(dB).
3. Measurement (dBuV/m) = Reading(dBuV) + C.F (Correction Factor).
4. The emission levels of other frequencies are very lower than the limit and not show in test report.

EUT	AX3000 Wi-Fi 6 Portable Router	Date of Test	2024-08-29
Factor	BBHA 9120D	Temp. / Humidity	25°C /62%
Polarity	Vertical	Site / Test Engineer	AC1 / Todd
Test Mode	802.11a_TX_Band1_CH 48_ANT 1+2+3	Test Voltage	AC 120V/60Hz

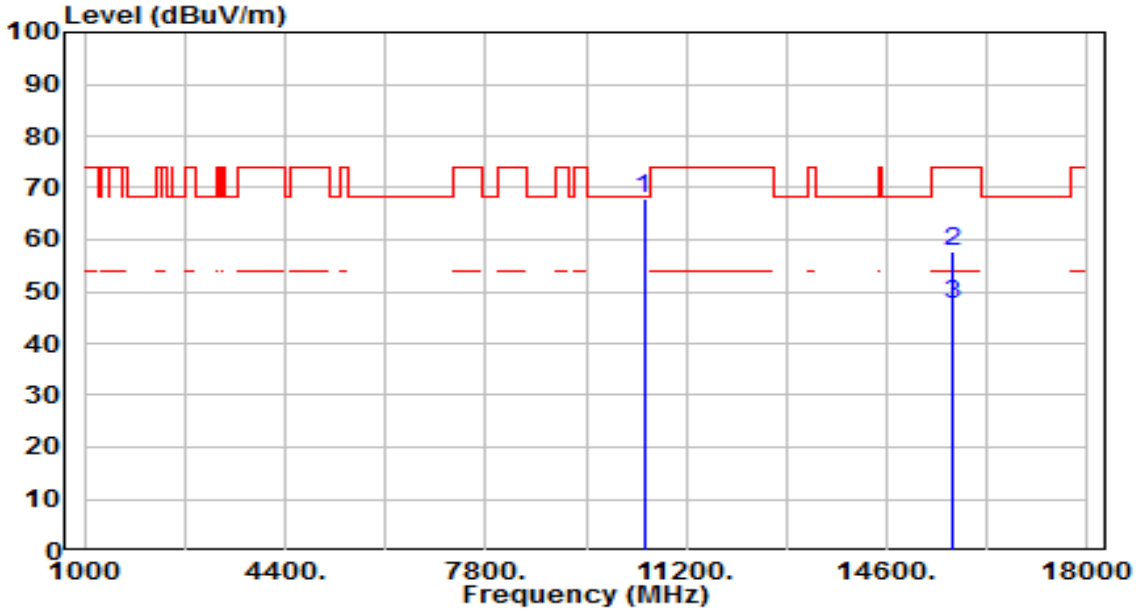

No		Frequency (MHz)	Reading (dBuV)	C.F (dB/m)	Measurement (dBuV/m)	Margin (dB)	Limit (dBuV/m)	Height (cm)	Angle (deg)	Remark (QP/PK/AV)
1	*	10480.000	49.66	18.35	68.01	-0.19	68.20	100	93	Peak
2		15720.000	37.26	20.59	57.85	-16.15	74.00	100	164	Peak
3	*	15720.000	26.90	20.59	47.49	-6.51	54.00	100	164	Average

Note:

1. " *", means this data is the worst emission level.
2. C.F (Correction Factor) = Antenna Factor (dB/m) + Cable Loss (dB) – Preamplifier(dB).
3. Measurement (dBuV/m) = Reading(dBuV) + C.F (Correction Factor).
4. The emission levels of other frequencies are very lower than the limit and not show in test report.

EUT	AX3000 Wi-Fi 6 Portable Router	Date of Test	2024-08-29
Factor	BBHA 9120D	Temp. / Humidity	25°C /62%
Polarity	Horizontal	Site / Test Engineer	AC1 / Todd
Test Mode	802.11a_TX_Band2_CH 52_ANT 1+2+3	Test Voltage	AC 120V/60Hz

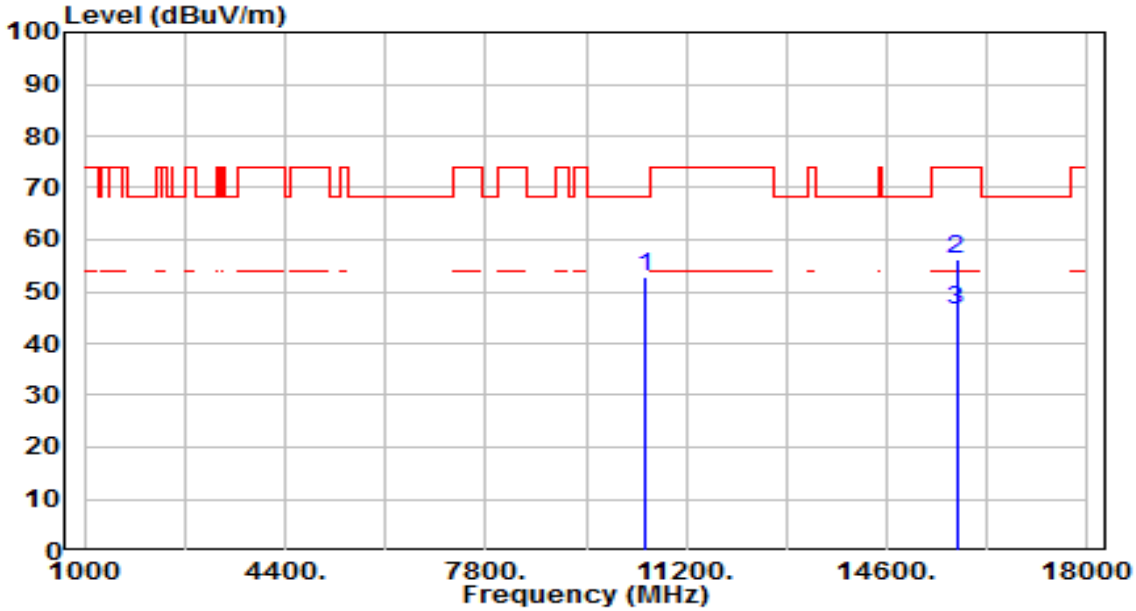

No		Frequency (MHz)	Reading (dBuV)	C.F (dB/m)	Measurement (dBuV/m)	Margin (dB)	Limit (dBuV/m)	Height (cm)	Angle (deg)	Remark (QP/PK/AV)
1	*	10520.000	34.49	18.45	52.94	-15.26	68.20	100	87	Peak
2		15780.000	35.74	20.41	56.15	-17.85	74.00	100	218	Peak
3	*	15780.000	26.10	20.41	46.51	-7.49	54.00	100	218	Average

Note:

1. " *", means this data is the worst emission level.
2. C.F (Correction Factor) = Antenna Factor (dB/m) + Cable Loss (dB) – Preamplifier(dB).
3. Measurement (dBuV/m) = Reading(dBuV) + C.F (Correction Factor).
4. The emission levels of other frequencies are very lower than the limit and not show in test report.

EUT	AX3000 Wi-Fi 6 Portable Router	Date of Test	2024-08-29
Factor	BBHA 9120D	Temp. / Humidity	25°C /62%
Polarity	Vertical	Site / Test Engineer	AC1 / Todd
Test Mode	802.11a_TX_Band2_CH 52_ANT 1+2+3	Test Voltage	AC 120V/60Hz

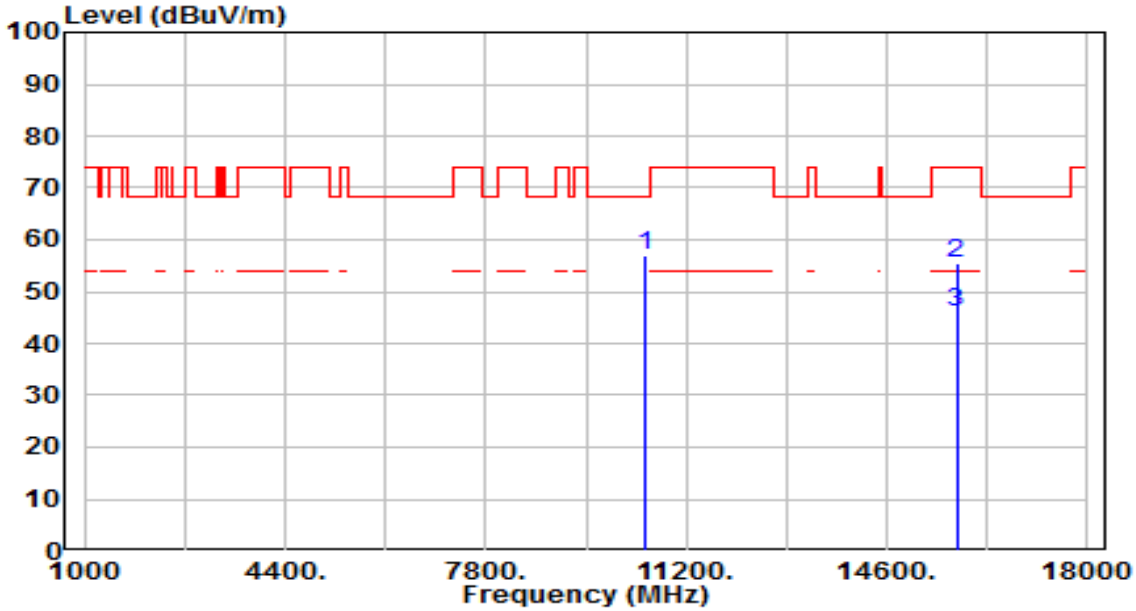

No		Frequency (MHz)	Reading (dBuV)	C.F (dB/m)	Measurement (dBuV/m)	Margin (dB)	Limit (dBuV/m)	Height (cm)	Angle (deg)	Remark (QP/PK/AV)
1	*	10520.000	38.71	18.45	57.16	-11.04	68.20	100	263	Peak
2		15780.000	35.21	20.41	55.62	-18.38	74.00	100	267	Peak
3	*	15780.000	25.60	20.41	46.01	-7.99	54.00	100	267	Average

Note:

1. " *", means this data is the worst emission level.
2. C.F (Correction Factor) = Antenna Factor (dB/m) + Cable Loss (dB) – Preamplifier(dB).
3. Measurement (dBuV/m) = Reading(dBuV) + C.F (Correction Factor).
4. The emission levels of other frequencies are very lower than the limit and not show in test report.

EUT	AX3000 Wi-Fi 6 Portable Router	Date of Test	2024-08-29
Factor	BBHA 9120D	Temp. / Humidity	25°C /62%
Polarity	Horizontal	Site / Test Engineer	AC1 / Todd
Test Mode	802.11a_TX_Band2_CH 60_ANT 1+2+3	Test Voltage	AC 120V/60Hz

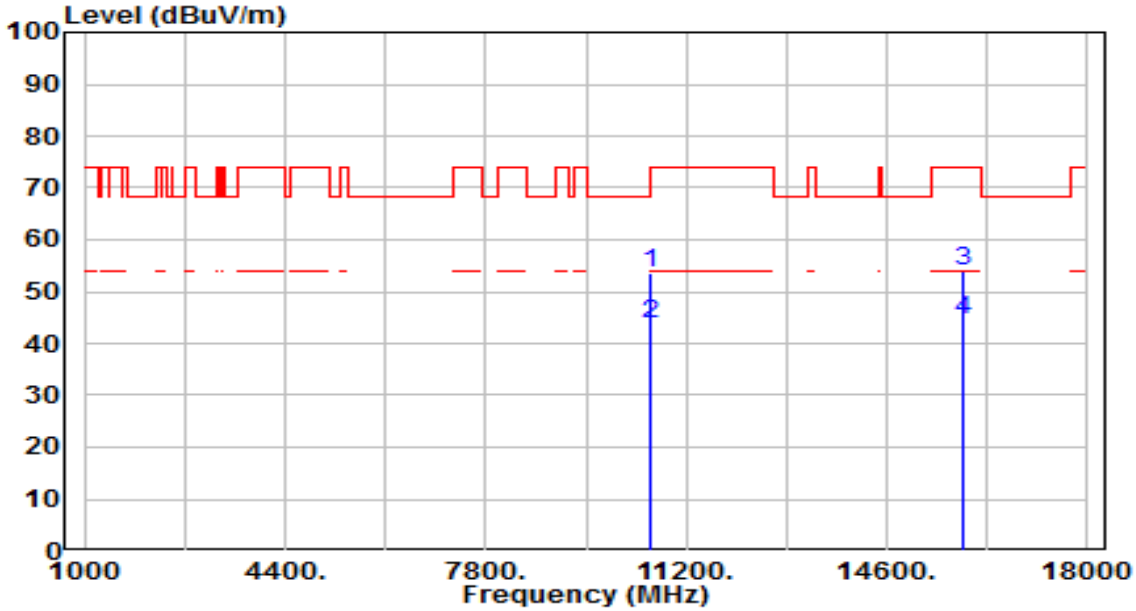

No		Frequency (MHz)	Reading (dBuV)	C.F (dB/m)	Measurement (dBuV/m)	Margin (dB)	Limit (dBuV/m)	Height (cm)	Angle (deg)	Remark (QP/PK/AV)
1	*	10600.000	34.95	18.52	53.48	-14.72	68.20	100	102	Peak
2		10600.000	25.40	18.52	43.92	-10.08	54.00	100	102	Average
3		15900.000	33.98	20.05	54.02	-19.98	74.00	100	120	Peak
4	*	15900.000	24.40	20.05	44.45	-9.56	54.00	100	120	Average

Note:

1. " *", means this data is the worst emission level.
2. C.F (Correction Factor) = Antenna Factor (dB/m) + Cable Loss (dB) – Preamplifier(dB).
3. Measurement (dBuV/m) = Reading(dBuV) + C.F (Correction Factor).
4. The emission levels of other frequencies are very lower than the limit and not show in test report.

EUT	AX3000 Wi-Fi 6 Portable Router	Date of Test	2024-08-29
Factor	BBHA 9120D	Temp. / Humidity	25°C /62%
Polarity	Vertical	Site / Test Engineer	AC1 / Todd
Test Mode	802.11a_TX_Band2_CH 60_ANT 1+2+3	Test Voltage	AC 120V/60Hz

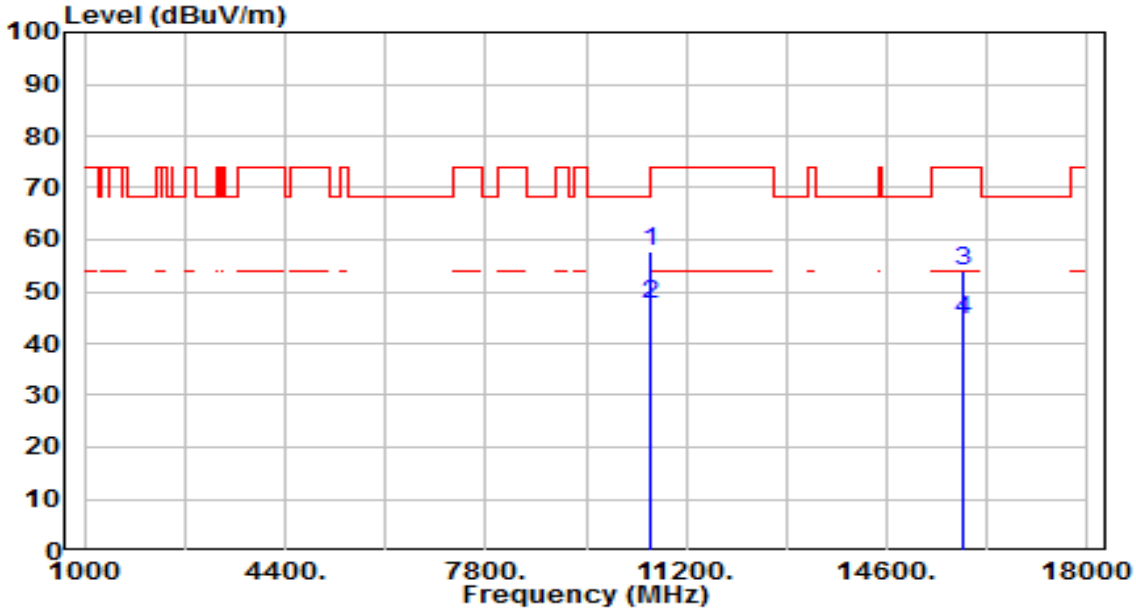

No		Frequency (MHz)	Reading (dBuV)	C.F (dB/m)	Measurement (dBuV/m)	Margin (dB)	Limit (dBuV/m)	Height (cm)	Angle (deg)	Remark (QP/PK/AV)
1	*	10600.000	39.04	18.52	57.57	-10.63	68.20	100	92	Peak
2	*	10600.000	29.17	18.52	47.69	-6.31	54.00	100	92	Average
3		15900.000	34.00	20.05	54.05	-19.95	74.00	100	248	Peak
4		15900.000	24.50	20.05	44.55	-9.46	54.00	100	248	Average

Note:

1. " *", means this data is the worst emission level.
2. C.F (Correction Factor) = Antenna Factor (dB/m) + Cable Loss (dB) – Preamplifier(dB).
3. Measurement (dBuV/m) = Reading(dBuV) + C.F (Correction Factor).
4. The emission levels of other frequencies are very lower than the limit and not show in test report.

EUT	AX3000 Wi-Fi 6 Portable Router	Date of Test	2024-08-29
Factor	BBHA 9120D	Temp. / Humidity	25°C /62%
Polarity	Horizontal	Site / Test Engineer	AC1 / Todd
Test Mode	802.11a_TX_Band2_CH 64_ANT 1+2+3	Test Voltage	AC 120V/60Hz

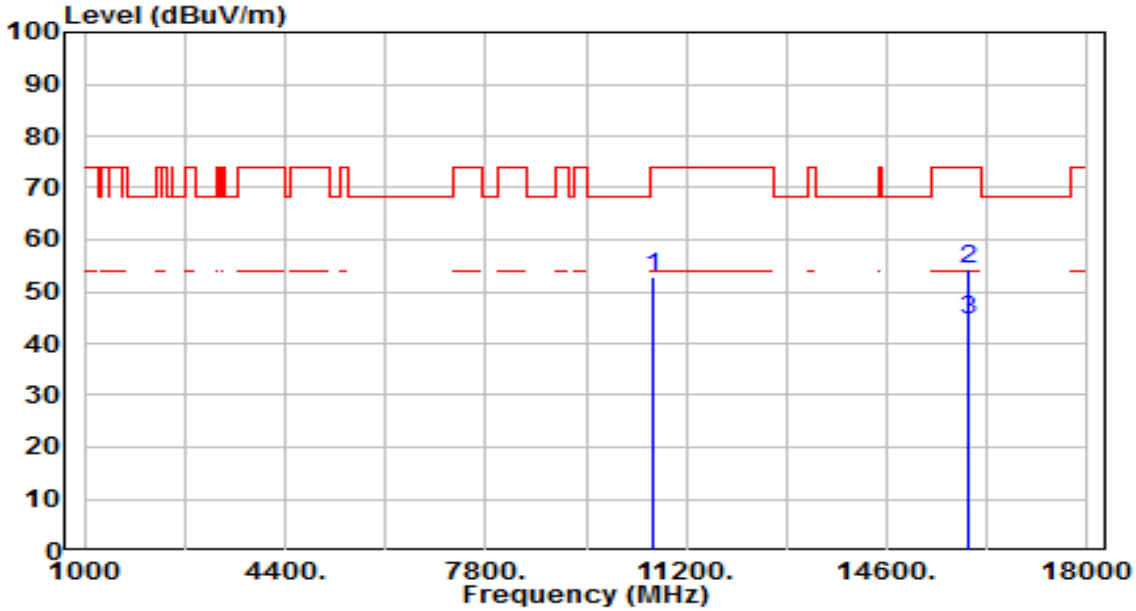

No		Frequency (MHz)	Reading (dBuV)	C.F (dB/m)	Measurement (dBuV/m)	Margin (dB)	Limit (dBuV/m)	Height (cm)	Angle (deg)	Remark (QP/PK/AV)
1		10640.000	34.25	18.56	52.81	-21.19	74.00	100	95	Peak
2	*	15960.000	34.40	19.86	54.26	-19.74	74.00	100	105	Peak
3	*	15960.000	24.70	19.86	44.56	-9.44	54.00	100	105	Average

Note:

1. " *", means this data is the worst emission level.
2. C.F (Correction Factor) = Antenna Factor (dB/m) + Cable Loss (dB) – Preamplifier(dB).
3. Measurement (dBuV/m) = Reading(dBuV) + C.F (Correction Factor).
4. The emission levels of other frequencies are very lower than the limit and not show in test report.

EUT	AX3000 Wi-Fi 6 Portable Router	Date of Test	2024-08-29
Factor	BBHA 9120D	Temp. / Humidity	25°C /62%
Polarity	Vertical	Site / Test Engineer	AC1 / Todd
Test Mode	802.11a_TX_Band2_CH 64_ANT 1+2+3	Test Voltage	AC 120V/60Hz

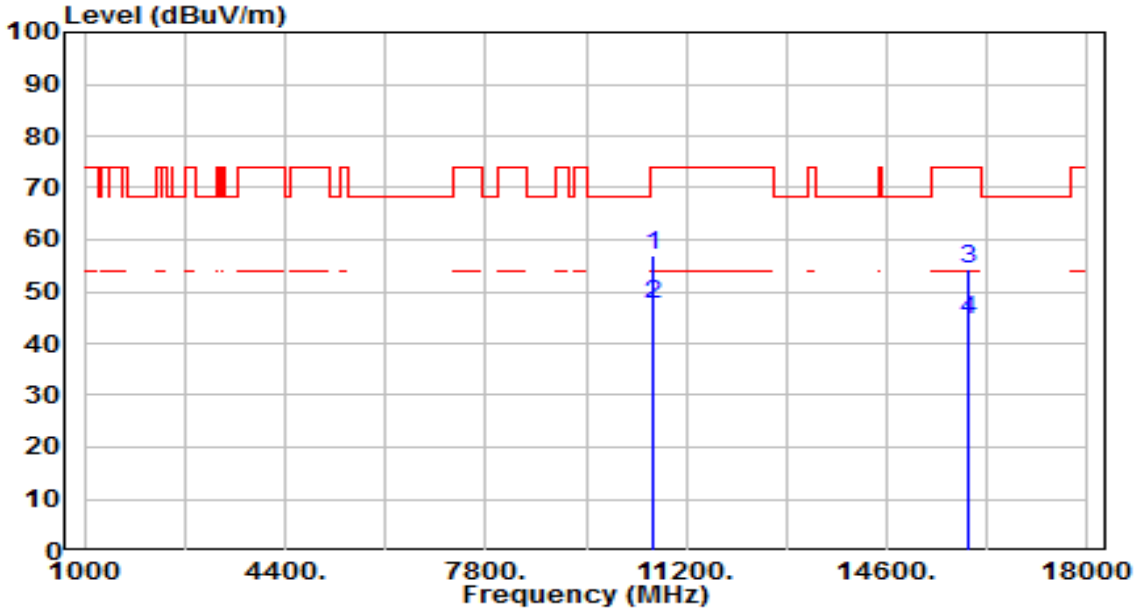

No		Frequency (MHz)	Reading (dBuV)	C.F (dB/m)	Measurement (dBuV/m)	Margin (dB)	Limit (dBuV/m)	Height (cm)	Angle (deg)	Remark (QP/PK/AV)
1	*	10640.000	38.25	18.56	56.81	-17.19	74.00	100	74	Peak
2	*	10640.000	28.80	18.56	47.36	-6.64	54.00	100	74	Average
3		15960.000	34.46	19.86	54.32	-19.68	74.00	100	269	Peak
4		15960.000	24.80	19.86	44.66	-9.34	54.00	100	269	Average

Note:

1. " *", means this data is the worst emission level.
2. C.F (Correction Factor) = Antenna Factor (dB/m) + Cable Loss (dB) – Preamplifier(dB).
3. Measurement (dBuV/m) = Reading(dBuV) + C.F (Correction Factor).
4. The emission levels of other frequencies are very lower than the limit and not show in test report.

EUT	AX3000 Wi-Fi 6 Portable Router	Date of Test	2024-08-29
Factor	BBHA 9120D	Temp. / Humidity	25°C /62%
Polarity	Horizontal	Site / Test Engineer	AC1 / Todd
Test Mode	802.11a_TX_Band3_CH 100_ANT 1+2+3	Test Voltage	AC 120V/60Hz

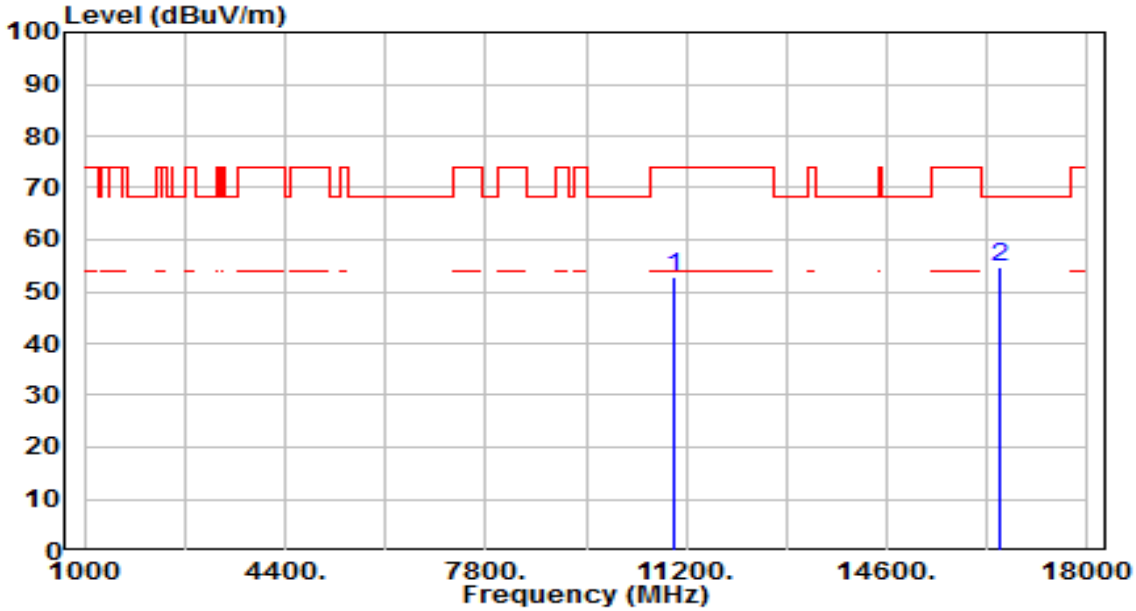

No		Frequency (MHz)	Reading (dBuV)	C.F (dB/m)	Measurement (dBuV/m)	Margin (dB)	Limit (dBuV/m)	Height (cm)	Angle (deg)	Remark (QP/PK/AV)
1		11000.000	34.09	18.88	52.97	-21.03	74.00	100	80	Peak
2	*	16500.000	33.92	20.64	54.55	-13.65	68.20	100	355	Peak

Note:

1. " *", means this data is the worst emission level.
2. C.F (Correction Factor) = Antenna Factor (dB/m) + Cable Loss (dB) – Preamplifier(dB).
3. Measurement (dBuV/m) = Reading(dBuV) + C.F (Correction Factor).
4. The emission levels of other frequencies are very lower than the limit and not show in test report.

EUT	AX3000 Wi-Fi 6 Portable Router	Date of Test	2024-08-29
Factor	BBHA 9120D	Temp. / Humidity	25°C /62%
Polarity	Vertical	Site / Test Engineer	AC1 / Todd
Test Mode	802.11a_TX_Band3_CH 100_ANT 1+2+3	Test Voltage	AC 120V/60Hz

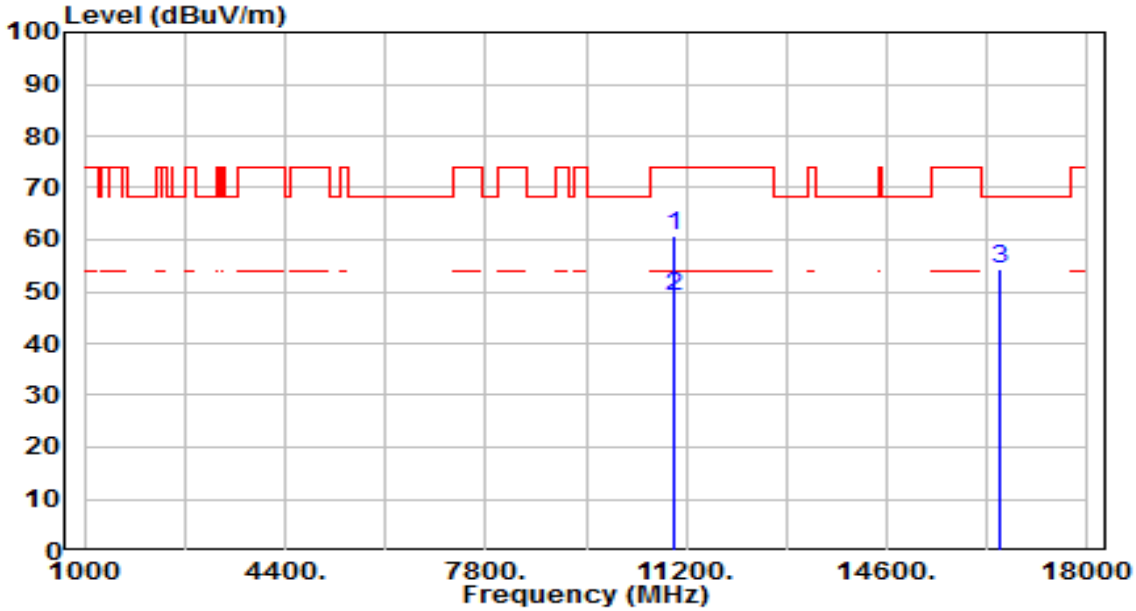

No		Frequency (MHz)	Reading (dBuV)	C.F (dB/m)	Measurement (dBuV/m)	Margin (dB)	Limit (dBuV/m)	Height (cm)	Angle (deg)	Remark (QP/PK/AV)
1	*	11000.000	41.82	18.88	60.70	-13.30	74.00	100	79	Peak
2	*	11000.000	30.34	18.88	49.22	-4.78	54.00	100	79	Average
3		16500.000	33.76	20.64	54.39	-13.81	68.20	100	252	Peak

Note:

1. " *", means this data is the worst emission level.
2. C.F (Correction Factor) = Antenna Factor (dB/m) + Cable Loss (dB) – Preamplifier(dB).
3. Measurement (dBuV/m) = Reading(dBuV) + C.F (Correction Factor).
4. The emission levels of other frequencies are very lower than the limit and not show in test report.

EUT	AX3000 Wi-Fi 6 Portable Router	Date of Test	2024-08-29
Factor	BBHA 9120D	Temp. / Humidity	25°C /62%
Polarity	Horizontal	Site / Test Engineer	AC1 / Todd
Test Mode	802.11a_TX_Band3_CH 116_ANT 1+2+3	Test Voltage	AC 120V/60Hz

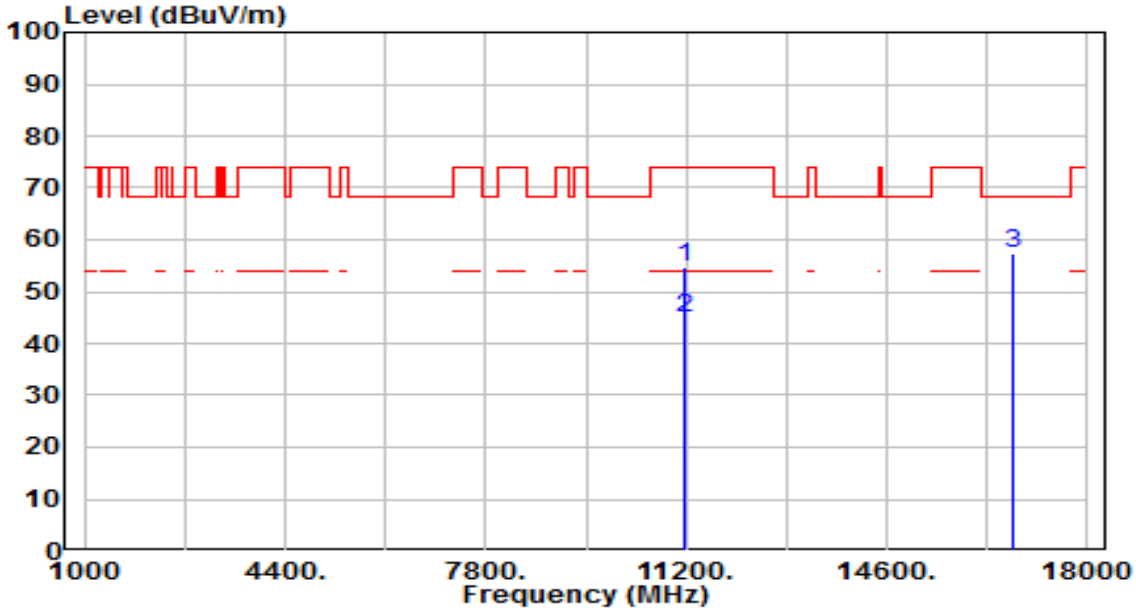

No		Frequency (MHz)	Reading (dBuV)	C.F (dB/m)	Measurement (dBuV/m)	Margin (dB)	Limit (dBuV/m)	Height (cm)	Angle (deg)	Remark (QP/PK/AV)
1		11160.000	35.40	19.19	54.59	-19.41	74.00	100	116	Peak
2	*	11160.000	25.80	19.19	44.99	-9.01	54.00	100	116	Average
3	*	16740.000	35.00	22.26	57.26	-10.94	68.20	100	17	Peak

Note:

1. " *", means this data is the worst emission level.
2. C.F (Correction Factor) = Antenna Factor (dB/m) + Cable Loss (dB) – Preamplifier(dB).
3. Measurement (dBuV/m) = Reading(dBuV) + C.F (Correction Factor).
4. The emission levels of other frequencies are very lower than the limit and not show in test report.

EUT	AX3000 Wi-Fi 6 Portable Router	Date of Test	2024-08-29
Factor	BBHA 9120D	Temp. / Humidity	25°C /62%
Polarity	Vertical	Site / Test Engineer	AC1 / Todd
Test Mode	802.11a_TX_Band3_CH 116_ANT 1+2+3	Test Voltage	AC 120V/60Hz

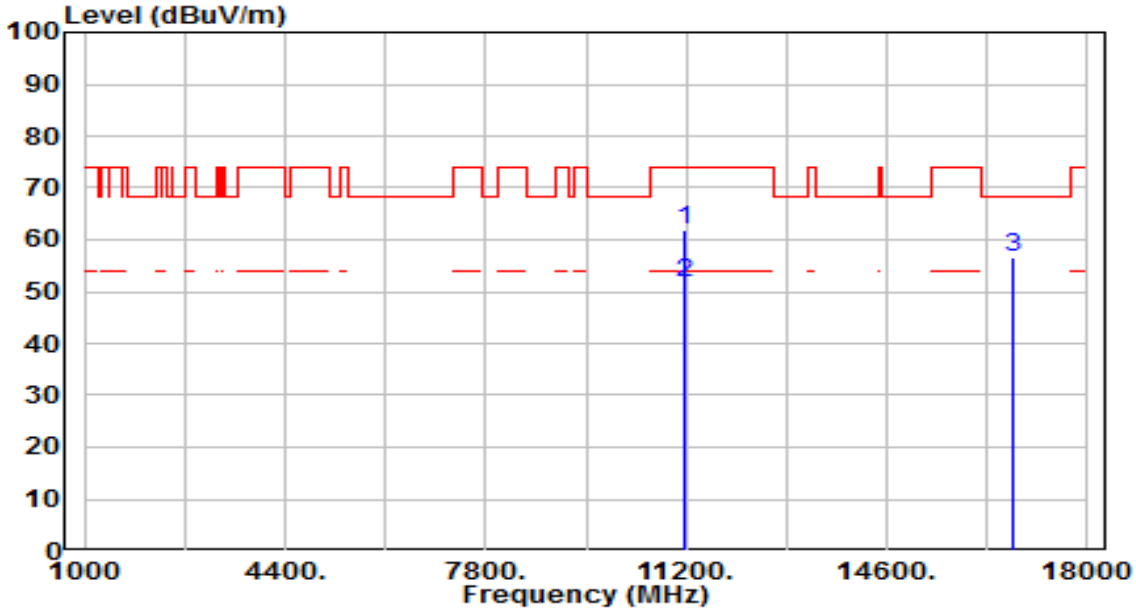

No		Frequency (MHz)	Reading (dBuV)	C.F (dB/m)	Measurement (dBuV/m)	Margin (dB)	Limit (dBuV/m)	Height (cm)	Angle (deg)	Remark (QP/PK/AV)
1		11160.000	42.56	19.19	61.75	-12.25	74.00	100	139	Peak
2	*	11160.000	32.40	19.19	51.59	-2.41	54.00	100	139	Average
3	*	16740.000	34.28	22.26	56.54	-11.66	68.20	100	241	Peak

Note:

1. " *", means this data is the worst emission level.
2. C.F (Correction Factor) = Antenna Factor (dB/m) + Cable Loss (dB) – Preamplifier(dB).
3. Measurement (dBuV/m) = Reading(dBuV) + C.F (Correction Factor).
4. The emission levels of other frequencies are very lower than the limit and not show in test report.

EUT	AX3000 Wi-Fi 6 Portable Router	Date of Test	2024-08-29
Factor	BBHA 9120D	Temp. / Humidity	25°C /62%
Polarity	Horizontal	Site / Test Engineer	AC1 / Todd
Test Mode	802.11a_TX_Band3_CH 140_ANT 1+2+3	Test Voltage	AC 120V/60Hz

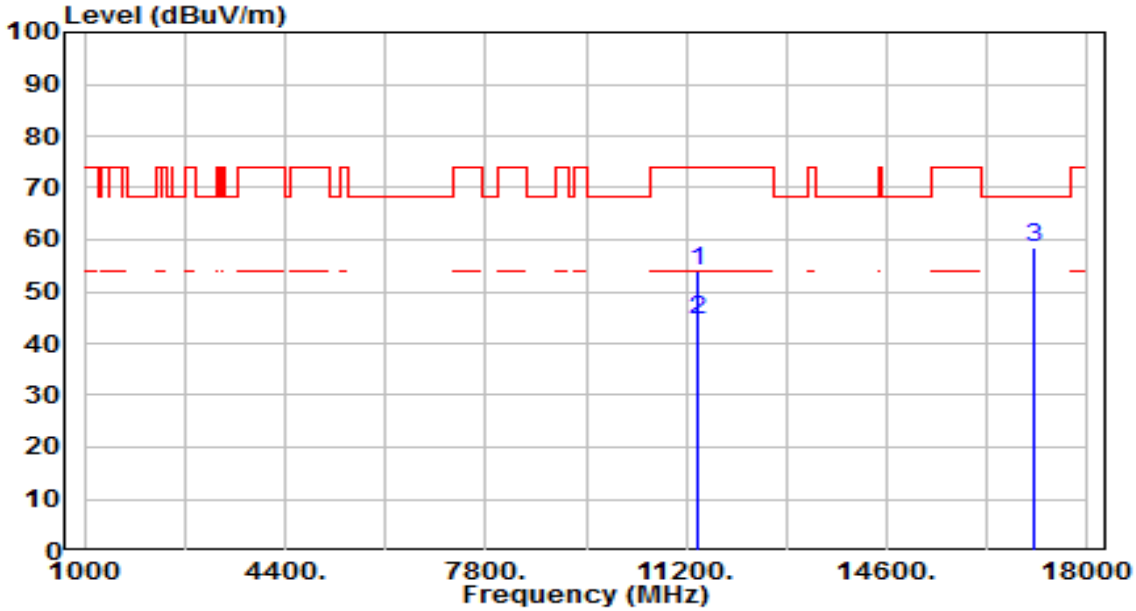

No		Frequency (MHz)	Reading (dBuV)	C.F (dB/m)	Measurement (dBuV/m)	Margin (dB)	Limit (dBuV/m)	Height (cm)	Angle (deg)	Remark (QP/PK/AV)
1		11400.000	34.49	19.66	54.15	-19.85	74.00	100	101	Peak
2	*	11400.000	24.70	19.66	44.36	-9.64	54.00	100	101	Average
3	*	17100.000	33.67	24.76	58.44	-9.76	68.20	100	356	Peak

Note:

1. " *", means this data is the worst emission level.
2. C.F (Correction Factor) = Antenna Factor (dB/m) + Cable Loss (dB) – Preamplifier(dB).
3. Measurement (dBuV/m) = Reading(dBuV) + C.F (Correction Factor).
4. The emission levels of other frequencies are very lower than the limit and not show in test report.

EUT	AX3000 Wi-Fi 6 Portable Router	Date of Test	2024-08-29
Factor	BBHA 9120D	Temp. / Humidity	25°C /62%
Polarity	Vertical	Site / Test Engineer	AC1 / Todd
Test Mode	802.11a_TX_Band3_CH 140_ANT 1+2+3	Test Voltage	AC 120V/60Hz

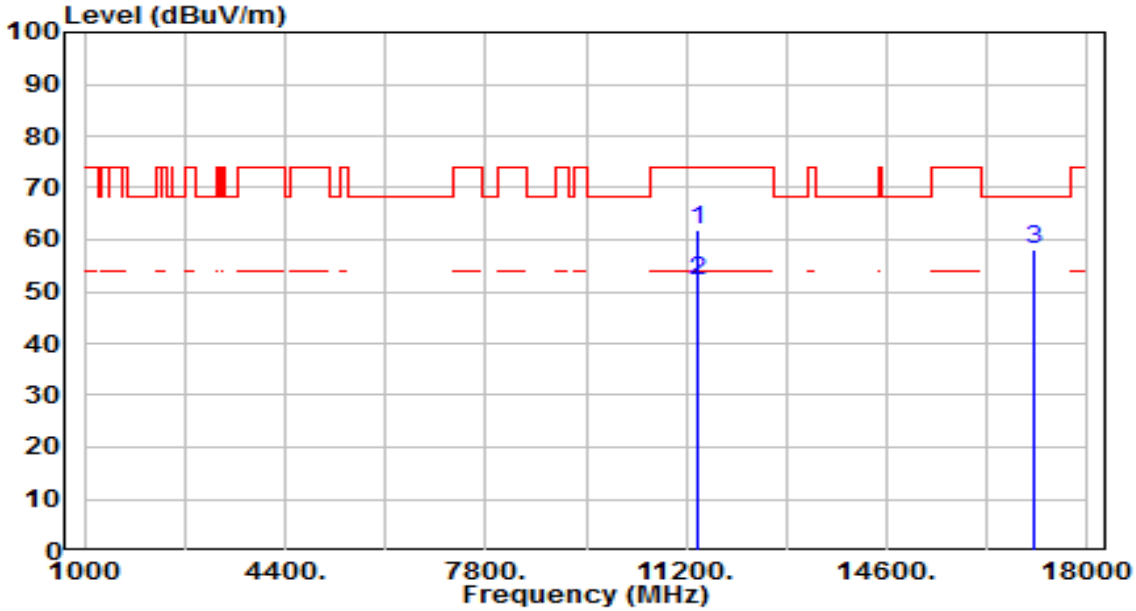

No		Frequency (MHz)	Reading (dBuV)	C.F (dB/m)	Measurement (dBuV/m)	Margin (dB)	Limit (dBuV/m)	Height (cm)	Angle (deg)	Remark (QP/PK/AV)
1		11400.000	42.25	19.66	61.91	-12.09	74.00	100	71	Peak
2	*	11400.000	32.28	19.66	51.94	-2.06	54.00	100	71	Average
3	*	17100.000	33.18	24.76	57.94	-10.26	68.20	100	174	Peak

Note:

1. " *", means this data is the worst emission level.
2. C.F (Correction Factor) = Antenna Factor (dB/m) + Cable Loss (dB) – Preamplifier(dB).
3. Measurement (dBuV/m) = Reading(dBuV) + C.F (Correction Factor).
4. The emission levels of other frequencies are very lower than the limit and not show in test report.

EUT	AX3000 Wi-Fi 6 Portable Router	Date of Test	2024-08-29
Factor	BBHA 9120D	Temp. / Humidity	25°C /62%
Polarity	Horizontal	Site / Test Engineer	AC1 / Todd
Test Mode	802.11a_TX_Band3_CH 144_ANT 1+2+3	Test Voltage	AC 120V/60Hz

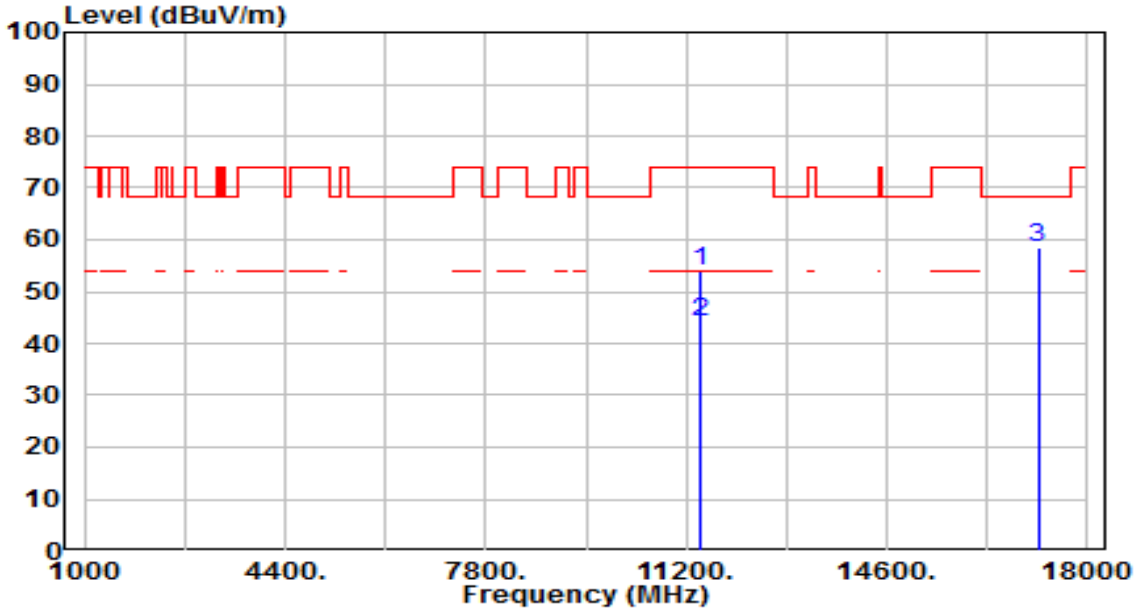

No		Frequency (MHz)	Reading (dBuV)	C.F (dB/m)	Measurement (dBuV/m)	Margin (dB)	Limit (dBuV/m)	Height (cm)	Angle (deg)	Remark (QP/PK/AV)
1		11440.000	34.05	19.73	53.79	-20.21	74.00	100	132	Peak
2	*	11440.000	24.50	19.73	44.23	-9.77	54.00	100	132	Average
3	*	17160.000	33.26	25.21	58.47	-9.73	68.20	100	207	Peak

Note:

1. " *", means this data is the worst emission level.
2. C.F (Correction Factor) = Antenna Factor (dB/m) + Cable Loss (dB) – Preamplifier(dB).
3. Measurement (dBuV/m) = Reading(dBuV) + C.F (Correction Factor).
4. The emission levels of other frequencies are very lower than the limit and not show in test report.

EUT	AX3000 Wi-Fi 6 Portable Router	Date of Test	2024-08-29
Factor	BBHA 9120D	Temp. / Humidity	25°C /62%
Polarity	Vertical	Site / Test Engineer	AC1 / Todd
Test Mode	802.11a_TX_Band3_CH 144_ANT 1+2+3	Test Voltage	AC 120V/60Hz

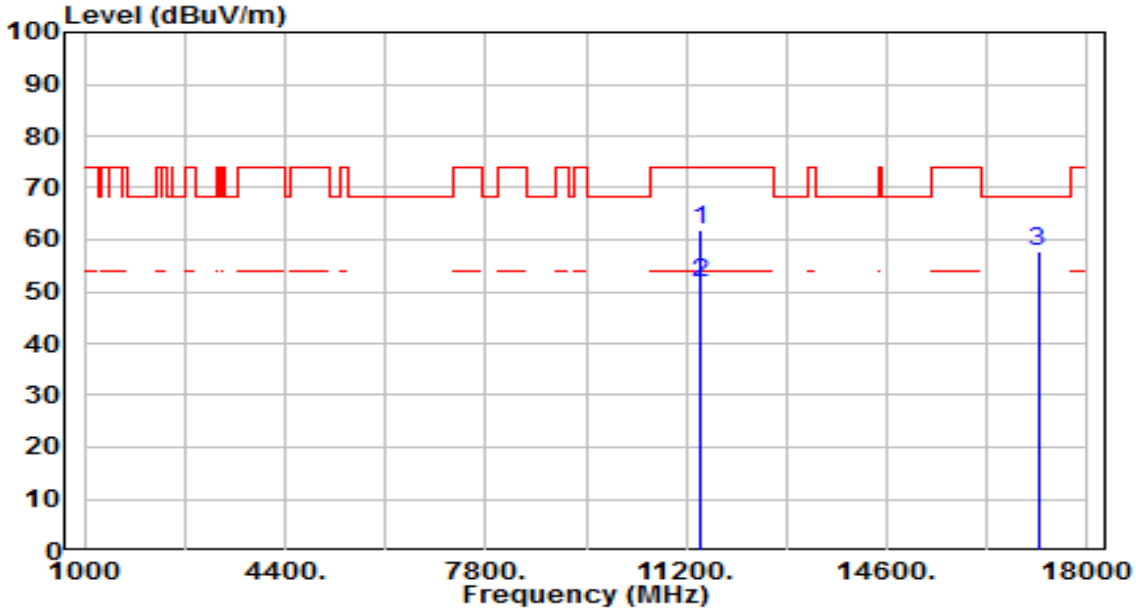

No		Frequency (MHz)	Reading (dBuV)	C.F (dB/m)	Measurement (dBuV/m)	Margin (dB)	Limit (dBuV/m)	Height (cm)	Angle (deg)	Remark (QP/PK/AV)
1		11440.000	42.08	19.73	61.82	-12.18	74.00	100	139	Peak
2	*	11440.000	32.12	19.73	51.85	-2.15	54.00	100	139	Average
3	*	17160.000	32.53	25.21	57.73	-10.47	68.20	100	249	Peak

Note:

1. " *", means this data is the worst emission level.
2. C.F (Correction Factor) = Antenna Factor (dB/m) + Cable Loss (dB) – Preamplifier(dB).
3. Measurement (dBuV/m) = Reading(dBuV) + C.F (Correction Factor).
4. The emission levels of other frequencies are very lower than the limit and not show in test report.

EUT	AX3000 Wi-Fi 6 Portable Router	Date of Test	2024-08-29
Factor	BBHA 9120D	Temp. / Humidity	25°C /62%
Polarity	Horizontal	Site / Test Engineer	AC1 / Todd
Test Mode	802.11a_TX_Band4_CH 149_ANT 1+2+3	Test Voltage	AC 120V/60Hz

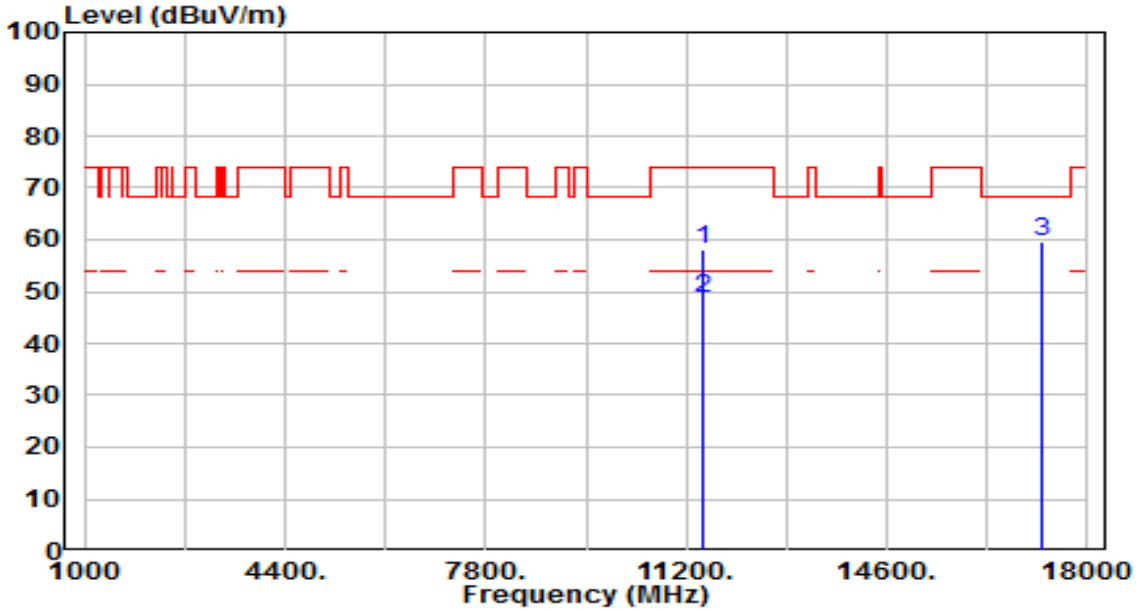

No		Frequency (MHz)	Reading (dBuV)	C.F (dB/m)	Measurement (dBuV/m)	Margin (dB)	Limit (dBuV/m)	Height (cm)	Angle (deg)	Remark (QP/PK/AV)
1		11490.000	38.45	19.83	58.28	-15.72	74.00	100	116	Peak
2	*	11490.000	28.80	19.83	48.63	-5.37	54.00	100	116	Average
3	*	17235.000	33.98	25.76	59.75	-8.45	68.20	100	88	Peak

Note:

1. " *", means this data is the worst emission level.
2. C.F (Correction Factor) = Antenna Factor (dB/m) + Cable Loss (dB) – Preamplifier(dB).
3. Measurement (dBuV/m) = Reading(dBuV) + C.F (Correction Factor).
4. The emission levels of other frequencies are very lower than the limit and not show in test report.

EUT	AX3000 Wi-Fi 6 Portable Router	Date of Test	2024-08-29
Factor	BBHA 9120D	Temp. / Humidity	25°C /62%
Polarity	Vertical	Site / Test Engineer	AC1 / Todd
Test Mode	802.11a_TX_Band4_CH 149_ANT 1+2+3	Test Voltage	AC 120V/60Hz

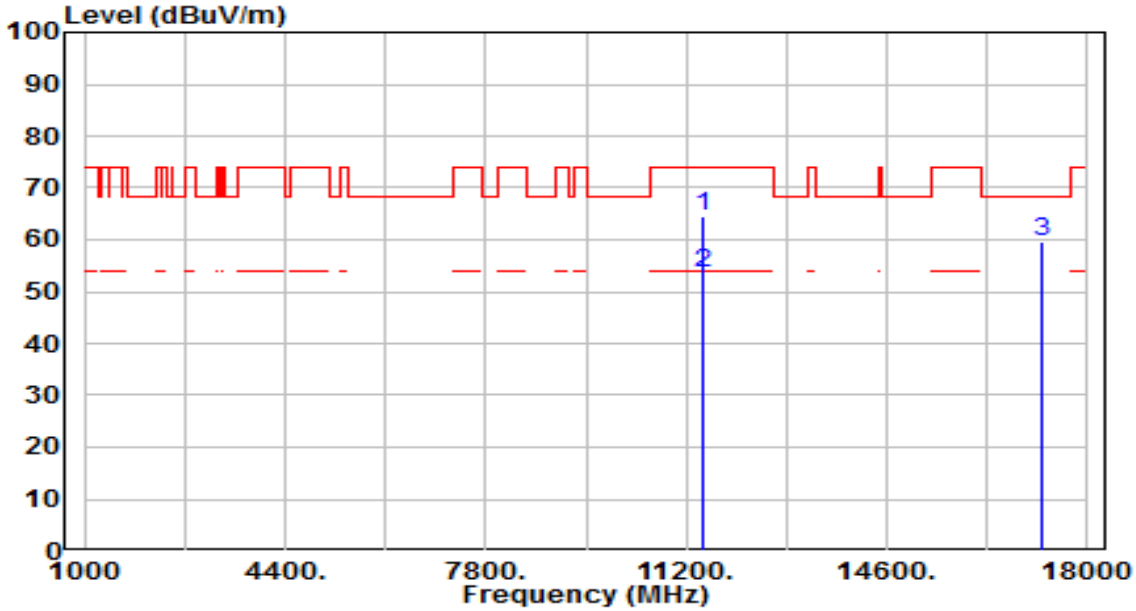

No		Frequency (MHz)	Reading (dBuV)	C.F (dB/m)	Measurement (dBuV/m)	Margin (dB)	Limit (dBuV/m)	Height (cm)	Angle (deg)	Remark (QP/PK/AV)
1		11490.000	44.80	19.83	64.63	-9.37	74.00	100	86	Peak
2	*	11490.000	33.90	19.83	53.73	-0.27	54.00	100	86	Average
3	*	17235.000	33.81	25.76	59.57	-8.63	68.20	100	156	Peak

Note:

1. " *", means this data is the worst emission level.
2. C.F (Correction Factor) = Antenna Factor (dB/m) + Cable Loss (dB) – Preamplifier(dB).
3. Measurement (dBuV/m) = Reading(dBuV) + C.F (Correction Factor).
4. The emission levels of other frequencies are very lower than the limit and not show in test report.

EUT	AX3000 Wi-Fi 6 Portable Router	Date of Test	2024-08-29
Factor	BBHA 9120D	Temp. / Humidity	25°C /62%
Polarity	Horizontal	Site / Test Engineer	AC1 / Todd
Test Mode	802.11a_TX_Band4_CH 157_ANT 1+2+3	Test Voltage	AC 120V/60Hz

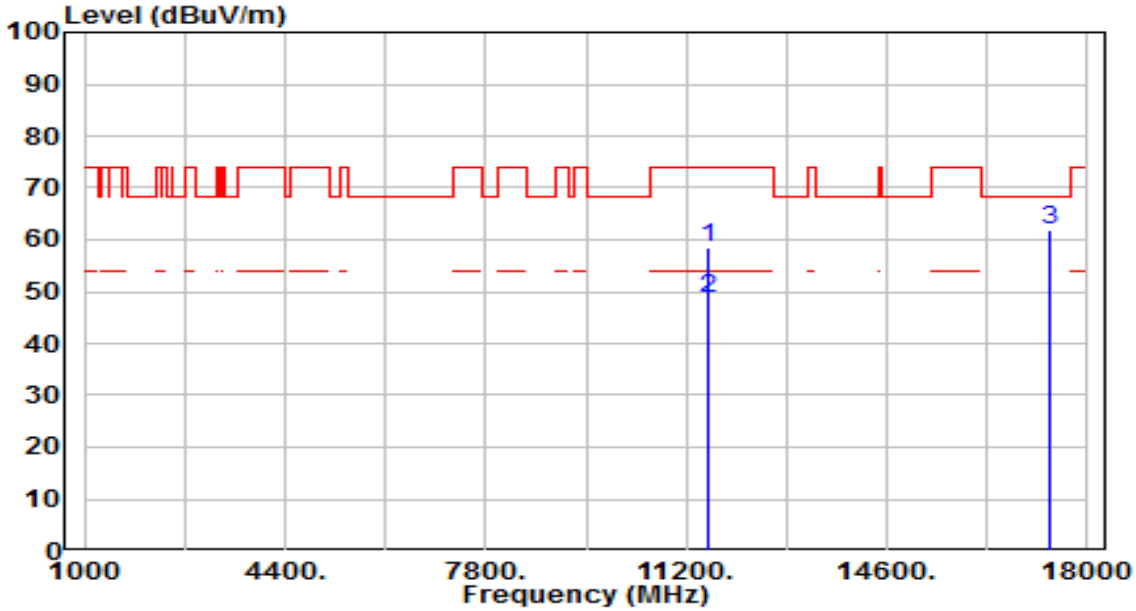

No		Frequency (MHz)	Reading (dBuV)	C.F (dB/m)	Measurement (dBuV/m)	Margin (dB)	Limit (dBuV/m)	Height (cm)	Angle (deg)	Remark (QP/PK/AV)
1		11570.000	38.72	19.72	58.44	-15.56	74.00	100	133	Peak
2	*	11570.000	29.10	19.72	48.82	-5.18	54.00	100	133	Average
3	*	17355.000	35.33	26.65	61.99	-6.21	68.20	100	276	Peak

Note:

1. " *", means this data is the worst emission level.
2. C.F (Correction Factor) = Antenna Factor (dB/m) + Cable Loss (dB) – Preamplifier(dB).
3. Measurement (dBuV/m) = Reading(dBuV) + C.F (Correction Factor).
4. The emission levels of other frequencies are very lower than the limit and not show in test report.

EUT	AX3000 Wi-Fi 6 Portable Router	Date of Test	2024-08-29
Factor	BBHA 9120D	Temp. / Humidity	25°C /62%
Polarity	Vertical	Site / Test Engineer	AC1 / Todd
Test Mode	802.11a_TX_Band4_CH 157_ANT 1+2+3	Test Voltage	AC 120V/60Hz

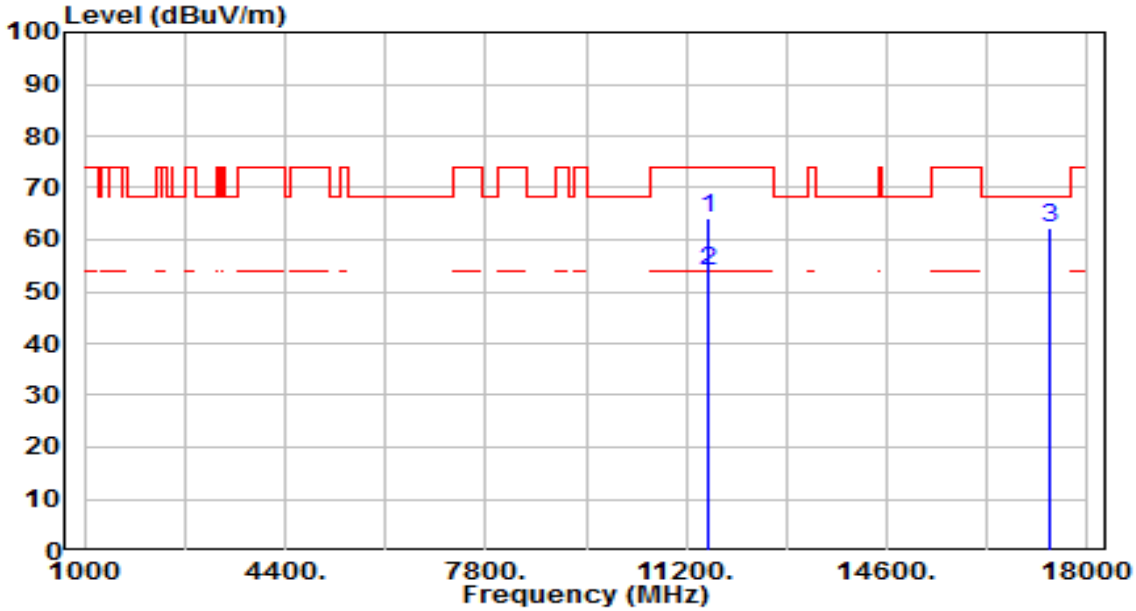

No		Frequency (MHz)	Reading (dBuV)	C.F (dB/m)	Measurement (dBuV/m)	Margin (dB)	Limit (dBuV/m)	Height (cm)	Angle (deg)	Remark (QP/PK/AV)
1		11570.000	44.57	19.72	64.29	-9.71	74.00	100	138	Peak
2	*	11570.000	34.09	19.72	53.81	-0.19	54.00	100	138	Average
3	*	17355.000	35.46	26.65	62.12	-6.08	68.20	100	222	Peak

Note:

1. " *", means this data is the worst emission level.
2. C.F (Correction Factor) = Antenna Factor (dB/m) + Cable Loss (dB) – Preamplifier(dB).
3. Measurement (dBuV/m) = Reading(dBuV) + C.F (Correction Factor).
4. The emission levels of other frequencies are very lower than the limit and not show in test report.

EUT	AX3000 Wi-Fi 6 Portable Router	Date of Test	2024-08-29
Factor	BBHA 9120D	Temp. / Humidity	25°C /62%
Polarity	Horizontal	Site / Test Engineer	AC1 / Todd
Test Mode	802.11a_TX_Band4_CH 165_ANT 1+2+3	Test Voltage	AC 120V/60Hz

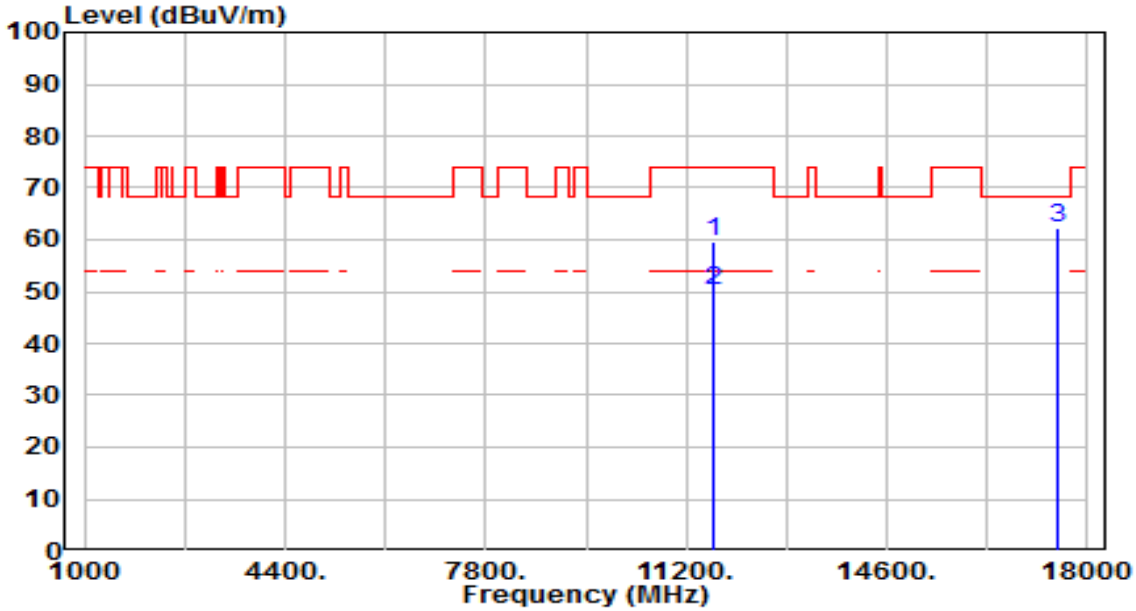

No		Frequency (MHz)	Reading (dBuV)	C.F (dB/m)	Measurement (dBuV/m)	Margin (dB)	Limit (dBuV/m)	Height (cm)	Angle (deg)	Remark (QP/PK/AV)
1		11650.000	40.11	19.57	59.69	-14.31	74.00	100	125	Peak
2	*	11650.000	30.50	19.57	50.07	-3.93	54.00	100	125	Average
3	*	17475.000	34.84	27.54	62.39	-5.81	68.20	100	252	Peak

Note:

1. " *", means this data is the worst emission level.
2. C.F (Correction Factor) = Antenna Factor (dB/m) + Cable Loss (dB) – Preamplifier(dB).
3. Measurement (dBuV/m) = Reading(dBuV) + C.F (Correction Factor).
4. The emission levels of other frequencies are very lower than the limit and not show in test report.

EUT	AX3000 Wi-Fi 6 Portable Router	Date of Test	2024-08-29
Factor	BBHA 9120D	Temp. / Humidity	25°C /62%
Polarity	Vertical	Site / Test Engineer	AC1 / Todd
Test Mode	802.11a_TX_Band4_CH 165_ANT 1+2+3	Test Voltage	AC 120V/60Hz

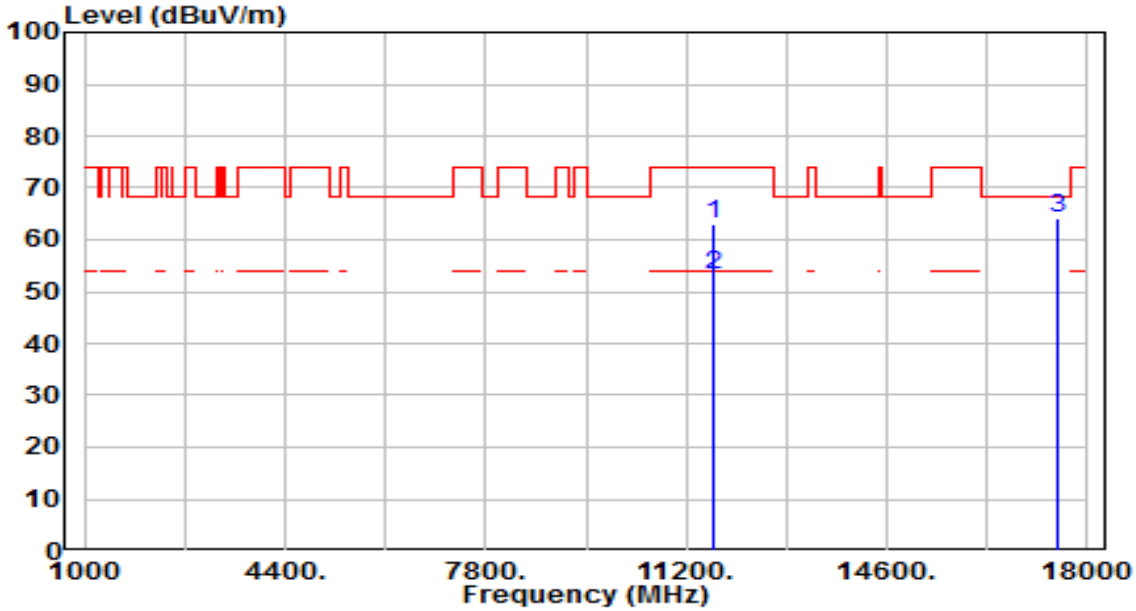

No		Frequency (MHz)	Reading (dBuV)	C.F (dB/m)	Measurement (dBuV/m)	Margin (dB)	Limit (dBuV/m)	Height (cm)	Angle (deg)	Remark (QP/PK/AV)
1		11650.000	43.46	19.57	63.03	-10.97	74.00	100	86	Peak
2	*	11650.000	33.80	19.57	53.37	-0.63	54.00	100	86	Average
3	*	17475.000	36.44	27.54	63.99	-4.21	68.20	100	62	Peak

Note:

1. " *", means this data is the worst emission level.
2. C.F (Correction Factor) = Antenna Factor (dB/m) + Cable Loss (dB) – Preamplifier(dB).
3. Measurement (dBuV/m) = Reading(dBuV) + C.F (Correction Factor).
4. The emission levels of other frequencies are very lower than the limit and not show in test report.

EUT	AX3000 Wi-Fi 6 Portable Router	Date of Test	2024-08-29
Factor	BBHA 9120D	Temp. / Humidity	25°C /62%
Polarity	Horizontal	Site / Test Engineer	AC1 / Todd
Test Mode	802.11ac-20MHz_TX_Band1_CH 36_ANT 1+2+3	Test Voltage	AC 120V/60Hz

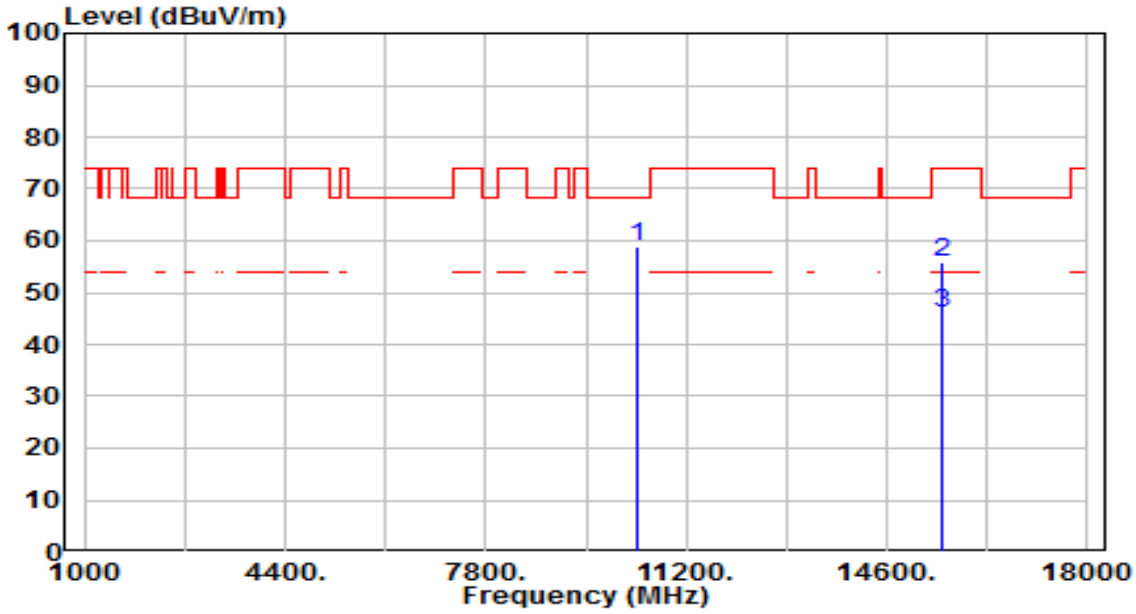

No		Frequency (MHz)	Reading (dBuV)	C.F (dB/m)	Measurement (dBuV/m)	Margin (dB)	Limit (dBuV/m)	Height (cm)	Angle (deg)	Remark (QP/PK/AV)
1	*	10360.000	40.86	17.87	58.73	-9.47	68.20	100	278	Peak
2		15540.000	34.62	21.14	55.76	-18.24	74.00	100	139	Peak
3	*	15540.000	25.00	21.14	46.14	-7.86	54.00	100	139	Average

Note:

1. " *", means this data is the worst emission level.
2. C.F (Correction Factor) = Antenna Factor (dB/m) + Cable Loss (dB) – Preamplifier(dB).
3. Measurement (dBuV/m) = Reading(dBuV) + C.F (Correction Factor).
4. The emission levels of other frequencies are very lower than the limit and not show in test report.

EUT	AX3000 Wi-Fi 6 Portable Router	Date of Test	2024-08-29
Factor	BBHA 9120D	Temp. / Humidity	25°C /62%
Polarity	Vertical	Site / Test Engineer	AC1 / Todd
Test Mode	802.11ac-20MHz_TX_Band1_CH 36_ANT 1+2+3	Test Voltage	AC 120V/60Hz

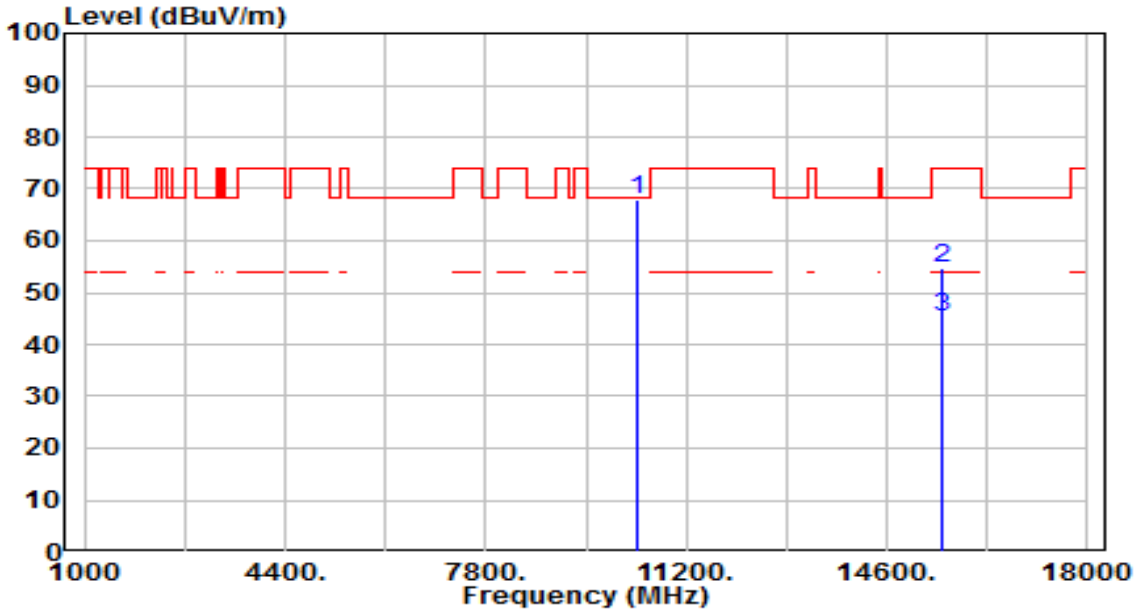

No		Frequency (MHz)	Reading (dBuV)	C.F (dB/m)	Measurement (dBuV/m)	Margin (dB)	Limit (dBuV/m)	Height (cm)	Angle (deg)	Remark (QP/PK/AV)
1	*	10360.000	50.20	17.87	68.07	-0.13	68.20	100	82	Peak
2		15540.000	33.64	21.14	54.79	-19.21	74.00	100	222	Peak
3	*	15540.000	24.10	21.14	45.24	-8.76	54.00	100	222	Average

Note:

1. " *", means this data is the worst emission level.
2. C.F (Correction Factor) = Antenna Factor (dB/m) + Cable Loss (dB) – Preamplifier(dB).
3. Measurement (dBuV/m) = Reading(dBuV) + C.F (Correction Factor).
4. The emission levels of other frequencies are very lower than the limit and not show in test report.

EUT	AX3000 Wi-Fi 6 Portable Router	Date of Test	2024-08-29
Factor	BBHA 9120D	Temp. / Humidity	25°C /62%
Polarity	Horizontal	Site / Test Engineer	AC1 / Todd
Test Mode	802.11ac-20MHz_TX_Band1_CH 40_ANT 1+2+3	Test Voltage	AC 120V/60Hz

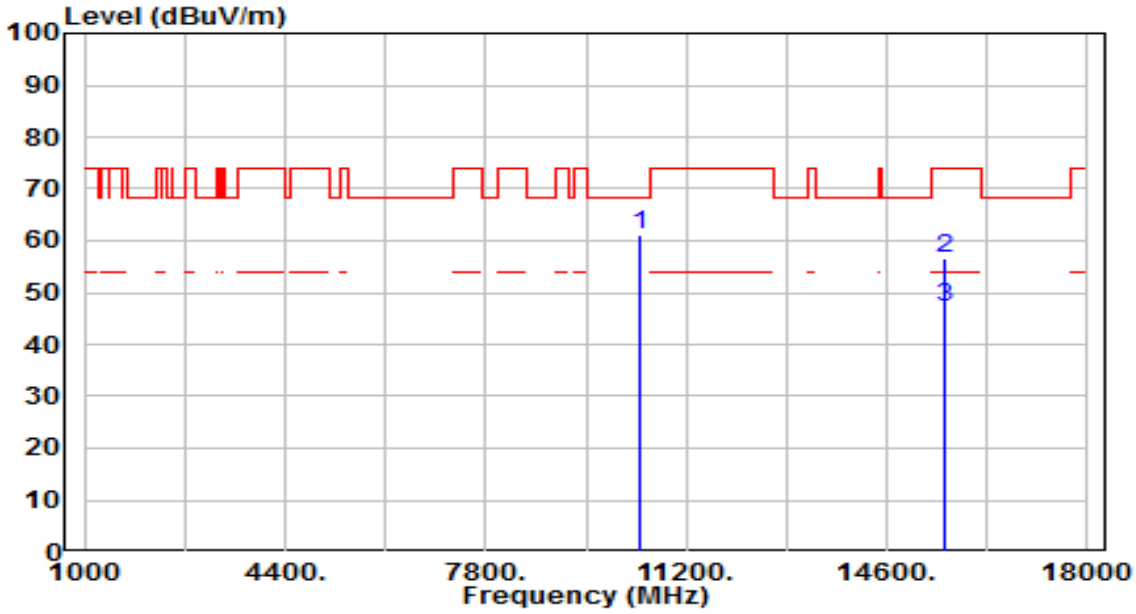

No		Frequency (MHz)	Reading (dBuV)	C.F (dB/m)	Measurement (dBuV/m)	Margin (dB)	Limit (dBuV/m)	Height (cm)	Angle (deg)	Remark (QP/PK/AV)
1	*	10400.000	42.98	18.03	61.01	-7.19	68.20	100	90	Peak
2		15600.000	35.64	20.96	56.60	-17.40	74.00	100	342	Peak
3	*	15600.000	26.10	20.96	47.06	-6.94	54.00	100	342	Average

Note:

1. " *", means this data is the worst emission level.
2. C.F (Correction Factor) = Antenna Factor (dB/m) + Cable Loss (dB) – Preamplifier(dB).
3. Measurement (dBuV/m) = Reading(dBuV) + C.F (Correction Factor).
4. The emission levels of other frequencies are very lower than the limit and not show in test report.

EUT	AX3000 Wi-Fi 6 Portable Router	Date of Test	2024-08-29
Factor	BBHA 9120D	Temp. / Humidity	25°C /62%
Polarity	Vertical	Site / Test Engineer	AC1 / Todd
Test Mode	802.11ac-20MHz_TX_Band1_CH 40_ANT 1+2+3	Test Voltage	AC 120V/60Hz

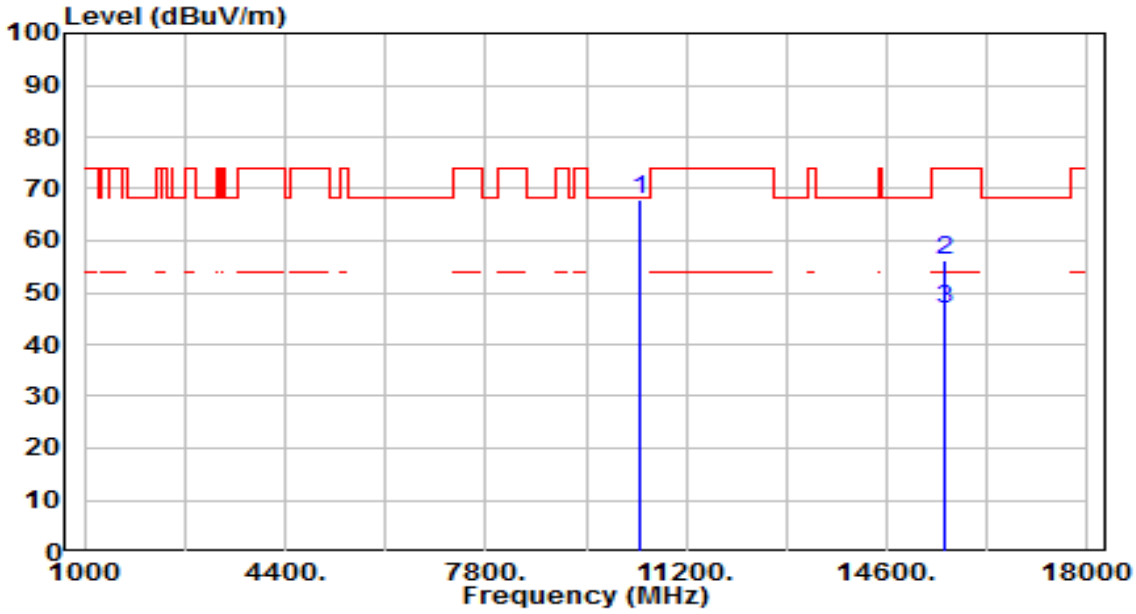

No		Frequency (MHz)	Reading (dBuV)	C.F (dB/m)	Measurement (dBuV/m)	Margin (dB)	Limit (dBuV/m)	Height (cm)	Angle (deg)	Remark (QP/PK/AV)
1	*	10400.000	50.00	18.03	68.03	-0.17	68.20	100	83	Peak
2		15600.000	35.43	20.96	56.39	-17.61	74.00	100	220	Peak
3	*	15600.000	25.74	20.96	46.70	-7.30	54.00	100	220	Average

Note:

1. " *", means this data is the worst emission level.
2. C.F (Correction Factor) = Antenna Factor (dB/m) + Cable Loss (dB) – Preamplifier(dB).
3. Measurement (dBuV/m) = Reading(dBuV) + C.F (Correction Factor).
4. The emission levels of other frequencies are very lower than the limit and not show in test report.

EUT	AX3000 Wi-Fi 6 Portable Router	Date of Test	2024-08-29
Factor	BBHA 9120D	Temp. / Humidity	25°C /62%
Polarity	Horizontal	Site / Test Engineer	AC1 / Todd
Test Mode	802.11ac-20MHz_TX_Band1_CH 48_ANT 1+2+3	Test Voltage	AC 120V/60Hz

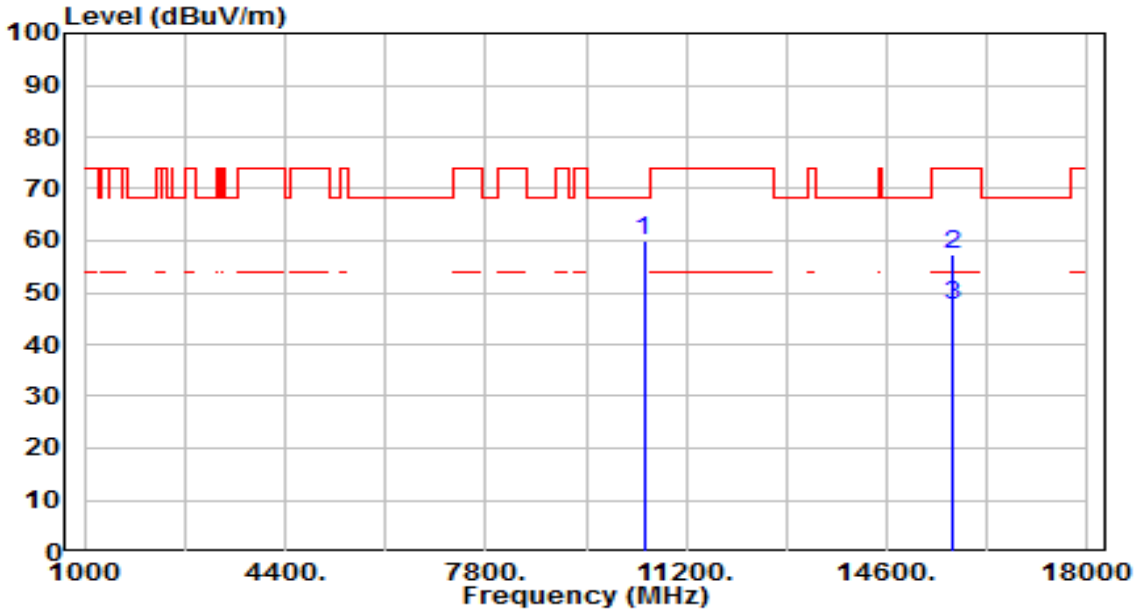

No		Frequency (MHz)	Reading (dBuV)	C.F (dB/m)	Measurement (dBuV/m)	Margin (dB)	Limit (dBuV/m)	Height (cm)	Angle (deg)	Remark (QP/PK/AV)
1	*	10480.000	41.66	18.35	60.01	-8.19	68.20	100	94	Peak
2		15720.000	36.71	20.59	57.31	-16.69	74.00	100	326	Peak
3	*	15720.000	27.10	20.59	47.69	-6.31	54.00	100	326	Average

Note:

1. " *", means this data is the worst emission level.
2. C.F (Correction Factor) = Antenna Factor (dB/m) + Cable Loss (dB) – Preamplifier(dB).
3. Measurement (dBuV/m) = Reading(dBuV) + C.F (Correction Factor).
4. The emission levels of other frequencies are very lower than the limit and not show in test report.

EUT	AX3000 Wi-Fi 6 Portable Router	Date of Test	2024-08-29
Factor	BBHA 9120D	Temp. / Humidity	25°C /62%
Polarity	Vertical	Site / Test Engineer	AC1 / Todd
Test Mode	802.11ac-20MHz_TX_Band1_CH 48_ANT 1+2+3	Test Voltage	AC 120V/60Hz

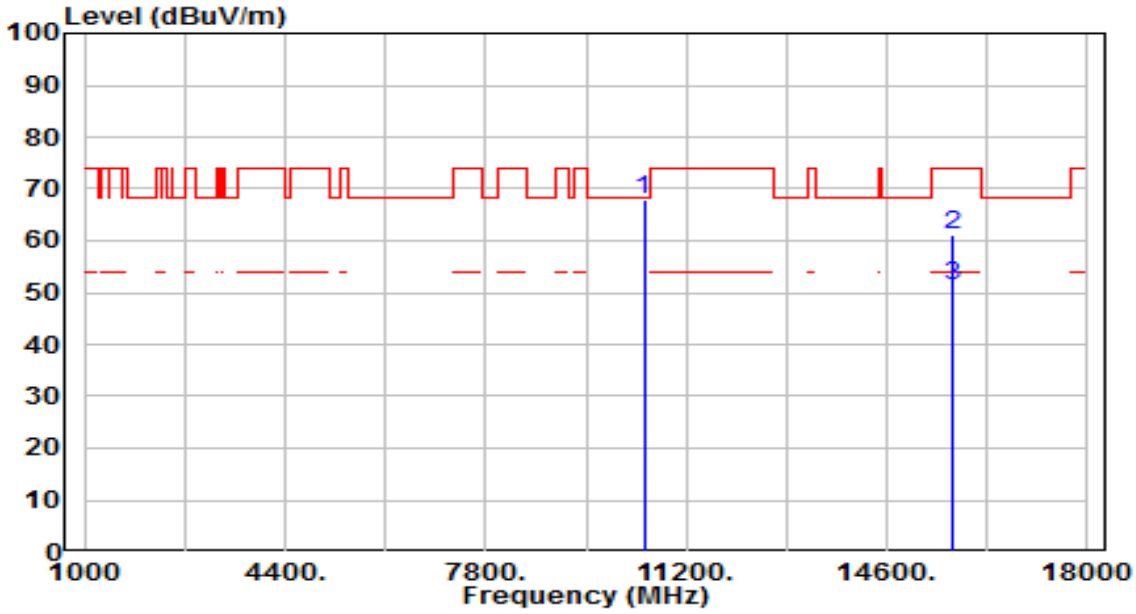

No		Frequency (MHz)	Reading (dBuV)	C.F (dB/m)	Measurement (dBuV/m)	Margin (dB)	Limit (dBuV/m)	Height (cm)	Angle (deg)	Remark (QP/PK/AV)
1	*	10480.000	49.68	18.35	68.03	-0.17	68.20	100	100	Peak
2		15720.000	40.47	20.59	61.06	-12.94	74.00	100	117	Peak
3	*	15720.000	30.80	20.59	51.39	-2.61	54.00	100	117	Average

Note:

1. " *", means this data is the worst emission level.
2. C.F (Correction Factor) = Antenna Factor (dB/m) + Cable Loss (dB) – Preamplifier(dB).
3. Measurement (dBuV/m) = Reading(dBuV) + C.F (Correction Factor).
4. The emission levels of other frequencies are very lower than the limit and not show in test report.

EUT	AX3000 Wi-Fi 6 Portable Router	Date of Test	2024-08-29
Factor	BBHA 9120D	Temp. / Humidity	24°C /58%
Polarity	Horizontal	Site / Test Engineer	AC1 / Todd
Test Mode	802.11ac-20MHz_TX_Band2_CH 52_ANT 1+2+3	Test Voltage	AC 120V/60Hz

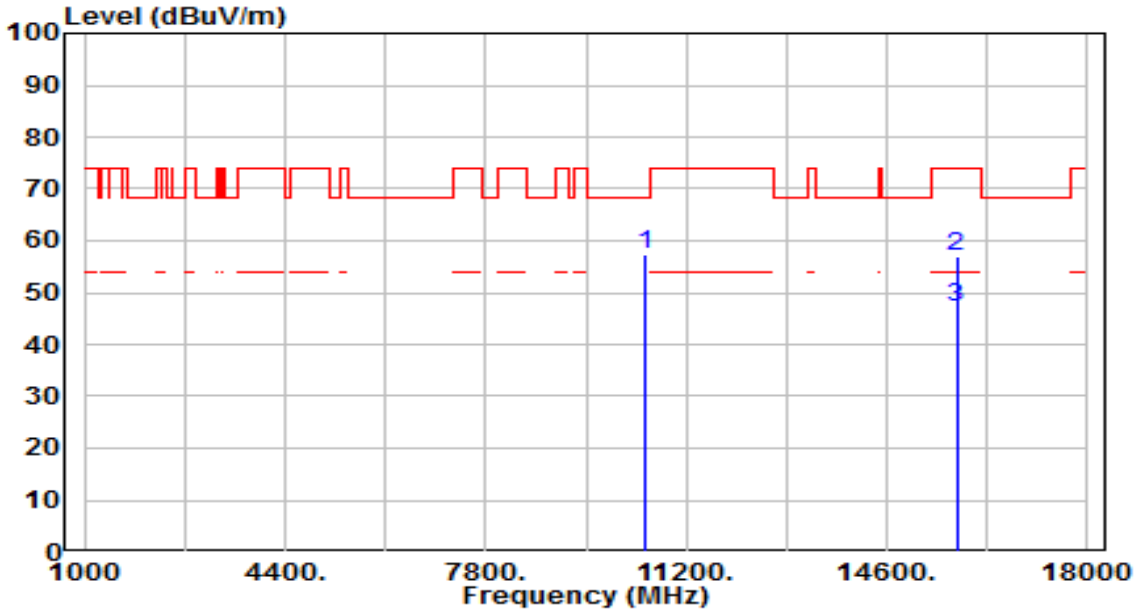

No		Frequency (MHz)	Reading (dBuV)	C.F (dB/m)	Measurement (dBuV/m)	Margin (dB)	Limit (dBuV/m)	Height (cm)	Angle (deg)	Remark (QP/PK/AV)
1	*	10520.000	39.03	18.45	57.48	-10.72	68.20	100	92	Peak
2		15780.000	36.39	20.41	56.80	-17.20	74.00	100	106	Peak
3	*	15780.000	26.70	20.41	47.11	-6.89	54.00	100	106	Average

Note:

1. " *", means this data is the worst emission level.
2. C.F (Correction Factor) = Antenna Factor (dB/m) + Cable Loss (dB) – Preamplifier(dB).
3. Measurement (dBuV/m) = Reading(dBuV) + C.F (Correction Factor).
4. The emission levels of other frequencies are very lower than the limit and not show in test report.

EUT	AX3000 Wi-Fi 6 Portable Router	Date of Test	2024-08-29
Factor	BBHA 9120D	Temp. / Humidity	24°C /58%
Polarity	Vertical	Site / Test Engineer	AC1 / Todd
Test Mode	802.11ac-20MHz_TX_Band2_CH 52_ANT 1+2+3	Test Voltage	AC 120V/60Hz

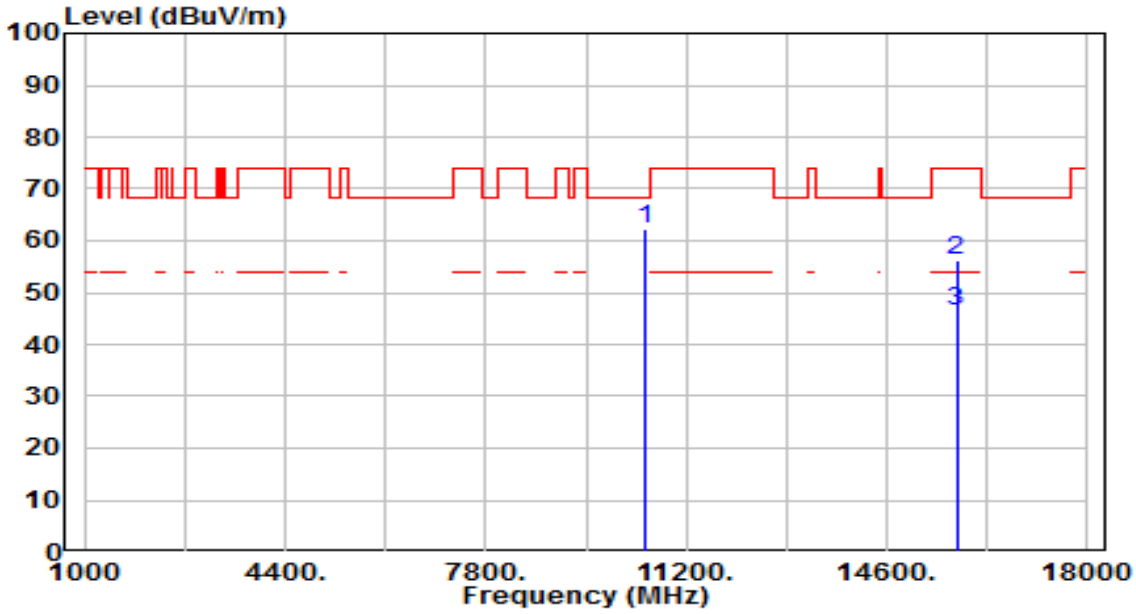

No		Frequency (MHz)	Reading (dBuV)	C.F (dB/m)	Measurement (dBuV/m)	Margin (dB)	Limit (dBuV/m)	Height (cm)	Angle (deg)	Remark (QP/PK/AV)
1	*	10520.000	43.64	18.45	62.09	-6.11	68.20	100	99	Peak
2		15780.000	35.67	20.41	56.08	-17.92	74.00	100	336	Peak
3	*	15780.000	26.00	20.41	46.41	-7.59	54.00	100	336	Average

Note:

1. " *", means this data is the worst emission level.
2. C.F (Correction Factor) = Antenna Factor (dB/m) + Cable Loss (dB) – Preamplifier(dB).
3. Measurement (dBuV/m) = Reading(dBuV) + C.F (Correction Factor).
4. The emission levels of other frequencies are very lower than the limit and not show in test report.

EUT	AX3000 Wi-Fi 6 Portable Router	Date of Test	2024-08-29
Factor	BBHA 9120D	Temp. / Humidity	24°C /58%
Polarity	Horizontal	Site / Test Engineer	AC1 / Todd
Test Mode	802.11ac-20MHz_TX_Band2_CH 60_ANT 1+2+3	Test Voltage	AC 120V/60Hz

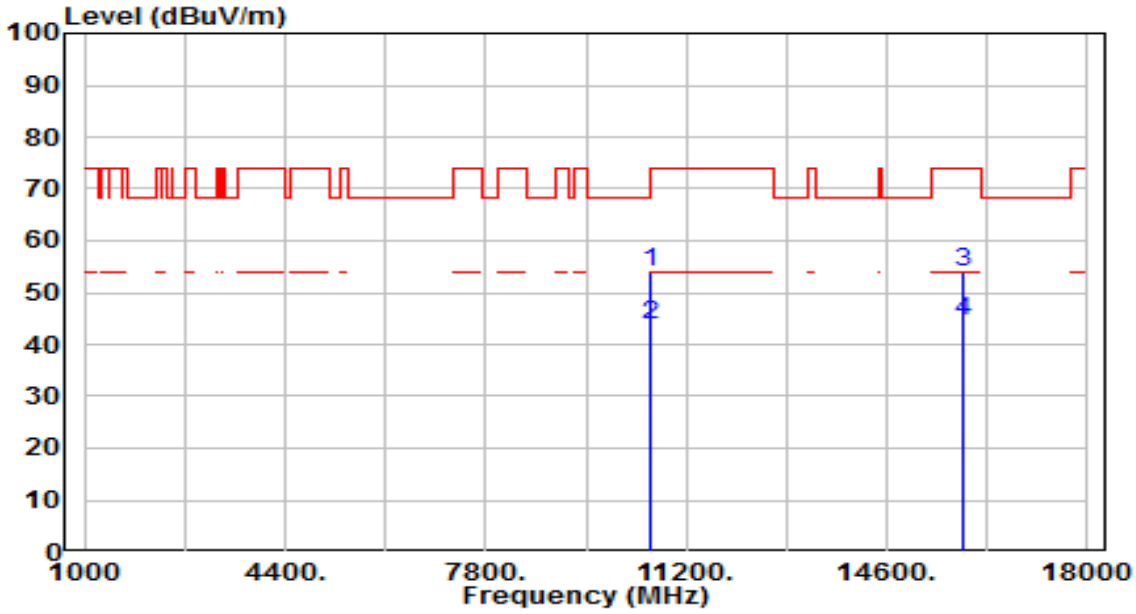

No		Frequency (MHz)	Reading (dBuV)	C.F (dB/m)	Measurement (dBuV/m)	Margin (dB)	Limit (dBuV/m)	Height (cm)	Angle (deg)	Remark (QP/PK/AV)
1	*	10600.000	35.43	18.52	53.96	-14.24	68.20	100	84	Peak
2		10600.000	25.40	18.52	43.92	-10.08	54.00	100	84	Average
3		15900.000	34.08	20.05	54.12	-19.88	74.00	100	226	Peak
4	*	15900.000	24.50	20.05	44.55	-9.46	54.00	100	226	Average

Note:

1. " *", means this data is the worst emission level.
2. C.F (Correction Factor) = Antenna Factor (dB/m) + Cable Loss (dB) – Preamplifier(dB).
3. Measurement (dBuV/m) = Reading(dBuV) + C.F (Correction Factor).
4. The emission levels of other frequencies are very lower than the limit and not show in test report.

EUT	AX3000 Wi-Fi 6 Portable Router	Date of Test	2024-08-29
Factor	BBHA 9120D	Temp. / Humidity	24°C /58%
Polarity	Vertical	Site / Test Engineer	AC1 / Todd
Test Mode	802.11ac-20MHz_TX_Band2_CH 60_ANT 1+2+3	Test Voltage	AC 120V/60Hz

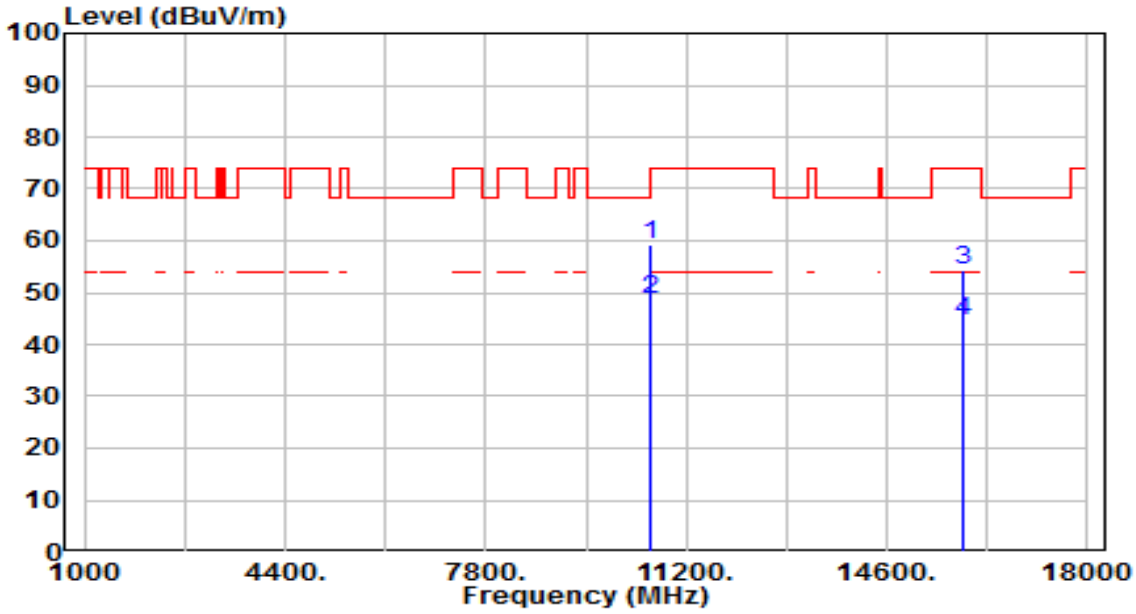

No		Frequency (MHz)	Reading (dBuV)	C.F (dB/m)	Measurement (dBuV/m)	Margin (dB)	Limit (dBuV/m)	Height (cm)	Angle (deg)	Remark (QP/PK/AV)
1	*	10600.000	40.82	18.52	59.35	-8.85	68.20	100	266	Peak
2	*	10600.000	30.27	18.52	48.79	-5.21	54.00	100	266	Average
3		15900.000	34.28	20.05	54.32	-19.68	74.00	100	337	Peak
4		15900.000	24.60	20.05	44.65	-9.36	54.00	100	337	Average

Note:

1. " *", means this data is the worst emission level.
2. C.F (Correction Factor) = Antenna Factor (dB/m) + Cable Loss (dB) – Preamplifier(dB).
3. Measurement (dBuV/m) = Reading(dBuV) + C.F (Correction Factor).
4. The emission levels of other frequencies are very lower than the limit and not show in test report.

EUT	AX3000 Wi-Fi 6 Portable Router	Date of Test	2024-08-29
Factor	BBHA 9120D	Temp. / Humidity	24°C /58%
Polarity	Horizontal	Site / Test Engineer	AC1 / Todd
Test Mode	802.11ac-20MHz_TX_Band2_CH 64_ANT 1+2+3	Test Voltage	AC 120V/60Hz

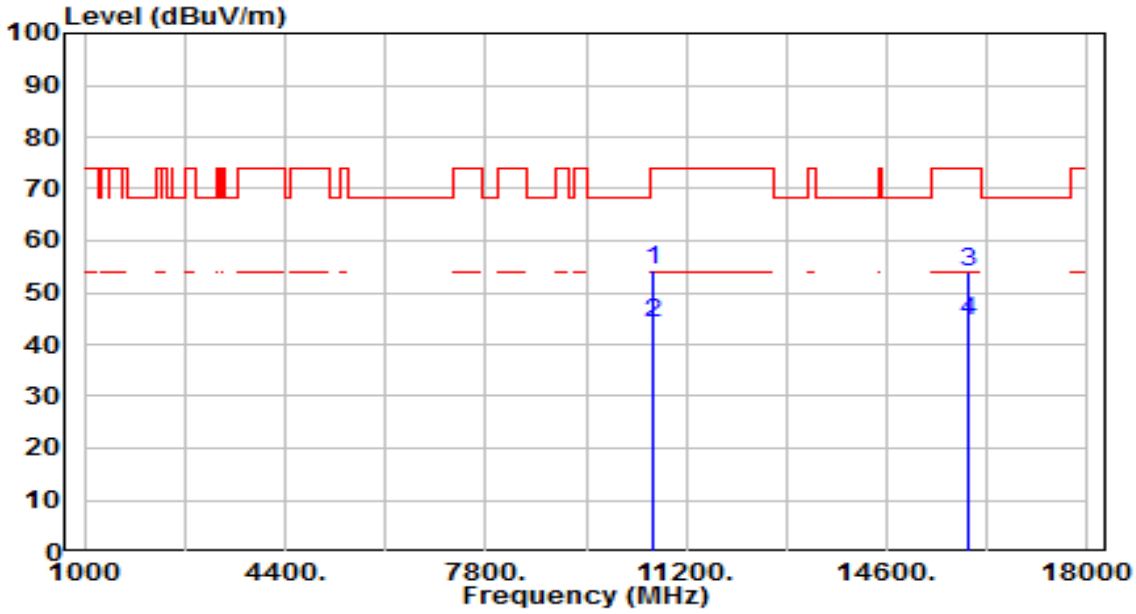

No		Frequency (MHz)	Reading (dBuV)	C.F (dB/m)	Measurement (dBuV/m)	Margin (dB)	Limit (dBuV/m)	Height (cm)	Angle (deg)	Remark (QP/PK/AV)
1	*	10640.000	35.67	18.56	54.23	-19.77	74.00	100	266	Peak
2		10640.000	25.60	18.56	44.16	-9.84	54.00	100	266	Average
3		15960.000	34.16	19.86	54.02	-19.98	74.00	100	31	Peak
4	*	15960.000	24.50	19.86	44.36	-9.64	54.00	100	31	Average

Note:

1. " *", means this data is the worst emission level.
2. C.F (Correction Factor) = Antenna Factor (dB/m) + Cable Loss (dB) – Preamplifier(dB).
3. Measurement (dBuV/m) = Reading(dBuV) + C.F (Correction Factor).
4. The emission levels of other frequencies are very lower than the limit and not show in test report.

EUT	AX3000 Wi-Fi 6 Portable Router	Date of Test	2024-08-29
Factor	BBHA 9120D	Temp. / Humidity	24°C /58%
Polarity	Vertical	Site / Test Engineer	AC1 / Todd
Test Mode	802.11ac-20MHz_TX_Band2_CH 64_ANT 1+2+3	Test Voltage	AC 120V/60Hz

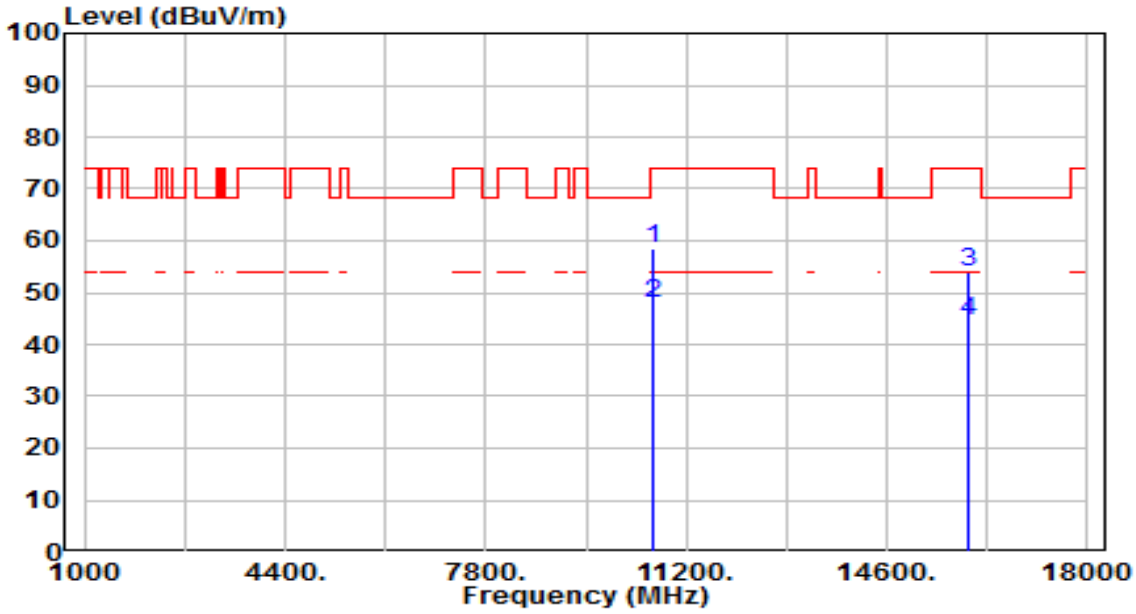

No		Frequency (MHz)	Reading (dBuV)	C.F (dB/m)	Measurement (dBuV/m)	Margin (dB)	Limit (dBuV/m)	Height (cm)	Angle (deg)	Remark (QP/PK/AV)
1	*	10640.000	39.83	18.56	58.39	-15.61	74.00	100	75	Peak
2	*	10640.000	29.50	18.56	48.06	-5.94	54.00	100	75	Average
3		15960.000	34.20	19.86	54.06	-19.94	74.00	100	75	Peak
4		15960.000	24.60	19.86	44.46	-9.54	54.00	100	75	Average

Note:

1. " *", means this data is the worst emission level.
2. C.F (Correction Factor) = Antenna Factor (dB/m) + Cable Loss (dB) – Preamplifier(dB).
3. Measurement (dBuV/m) = Reading(dBuV) + C.F (Correction Factor).
4. The emission levels of other frequencies are very lower than the limit and not show in test report.

EUT	AX3000 Wi-Fi 6 Portable Router	Date of Test	2024-08-29
Factor	BBHA 9120D	Temp. / Humidity	24°C /58%
Polarity	Horizontal	Site / Test Engineer	AC1 / Todd
Test Mode	802.11ac-20MHz_TX_Band3_CH 100_ANT 1+2+3	Test Voltage	AC 120V/60Hz

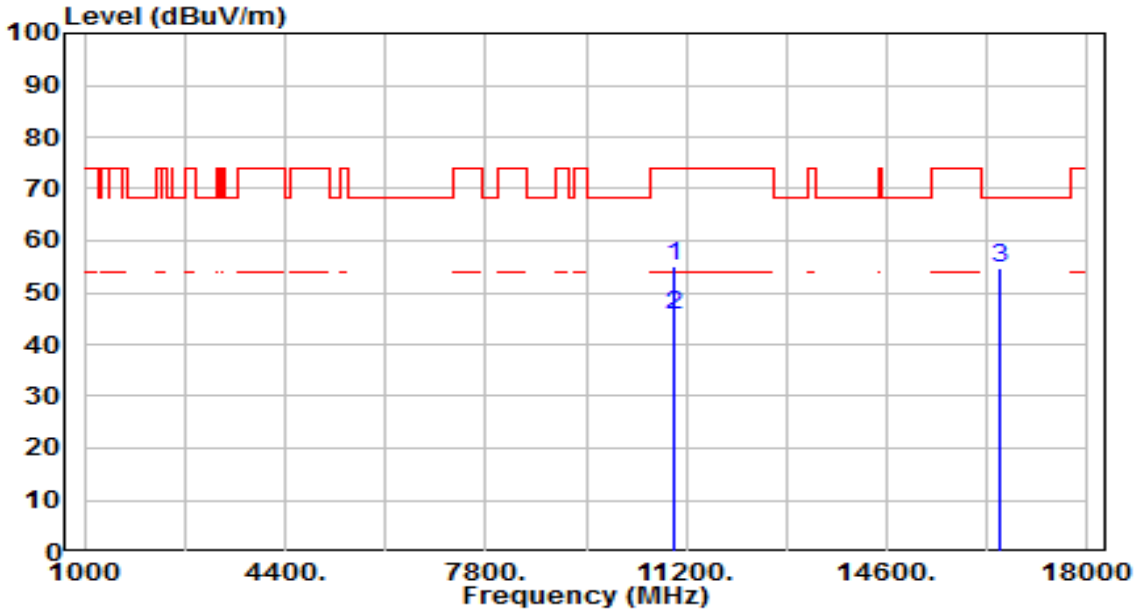

No		Frequency (MHz)	Reading (dBuV)	C.F (dB/m)	Measurement (dBuV/m)	Margin (dB)	Limit (dBuV/m)	Height (cm)	Angle (deg)	Remark (QP/PK/AV)
1		11000.000	36.23	18.88	55.11	-18.89	74.00	100	84	Peak
2	*	11000.000	26.80	18.88	45.68	-8.32	54.00	100	84	Average
3	*	16500.000	33.90	20.64	54.54	-13.66	68.20	100	135	Peak

Note:

1. " *", means this data is the worst emission level.
2. C.F (Correction Factor) = Antenna Factor (dB/m) + Cable Loss (dB) – Preamplifier(dB).
3. Measurement (dBuV/m) = Reading(dBuV) + C.F (Correction Factor).
4. The emission levels of other frequencies are very lower than the limit and not show in test report.

EUT	AX3000 Wi-Fi 6 Portable Router	Date of Test	2024-08-29
Factor	BBHA 9120D	Temp. / Humidity	24°C /58%
Polarity	Vertical	Site / Test Engineer	AC1 / Todd
Test Mode	802.11ac-20MHz_TX_Band3_CH 100_ANT 1+2+3	Test Voltage	AC 120V/60Hz

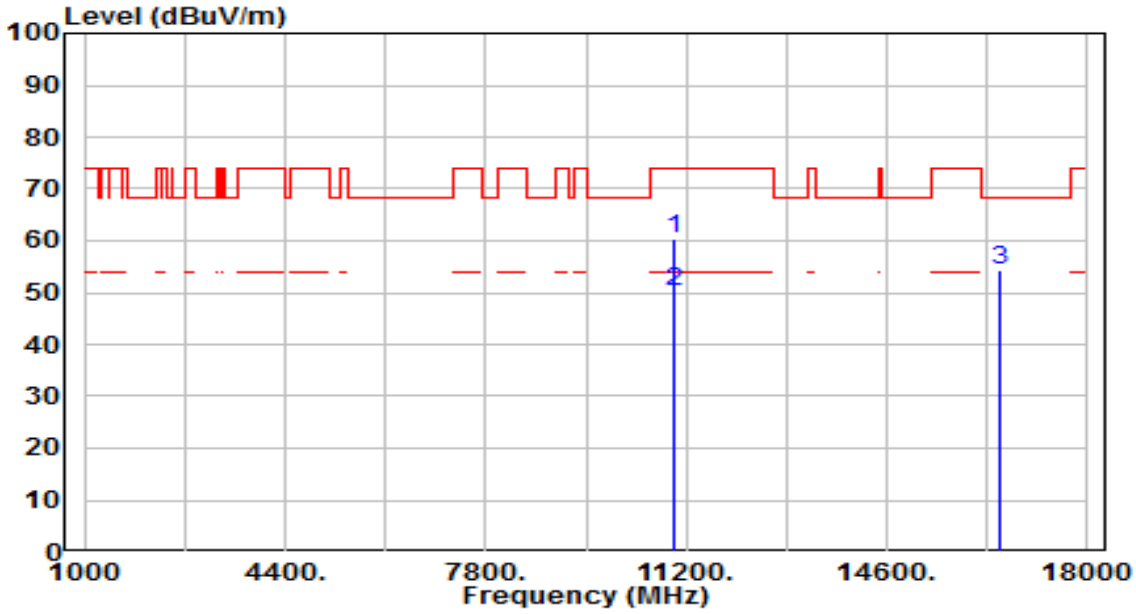

No		Frequency (MHz)	Reading (dBuV)	C.F (dB/m)	Measurement (dBuV/m)	Margin (dB)	Limit (dBuV/m)	Height (cm)	Angle (deg)	Remark (QP/PK/AV)
1	*	11000.000	41.34	18.88	60.22	-13.78	74.00	100	82	Peak
2	*	11000.000	31.13	18.88	50.01	-3.99	54.00	100	82	Average
3		16500.000	33.63	20.64	54.27	-13.93	68.20	100	60	Peak

Note:

1. " *", means this data is the worst emission level.
2. C.F (Correction Factor) = Antenna Factor (dB/m) + Cable Loss (dB) – Preamplifier(dB).
3. Measurement (dBuV/m) = Reading(dBuV) + C.F (Correction Factor).
4. The emission levels of other frequencies are very lower than the limit and not show in test report.

EUT	AX3000 Wi-Fi 6 Portable Router	Date of Test	2024-08-29
Factor	BBHA 9120D	Temp. / Humidity	24°C /58%
Polarity	Horizontal	Site / Test Engineer	AC1 / Todd
Test Mode	802.11ac-20MHz_TX_Band3_CH 116_ANT 1+2+3	Test Voltage	AC 120V/60Hz

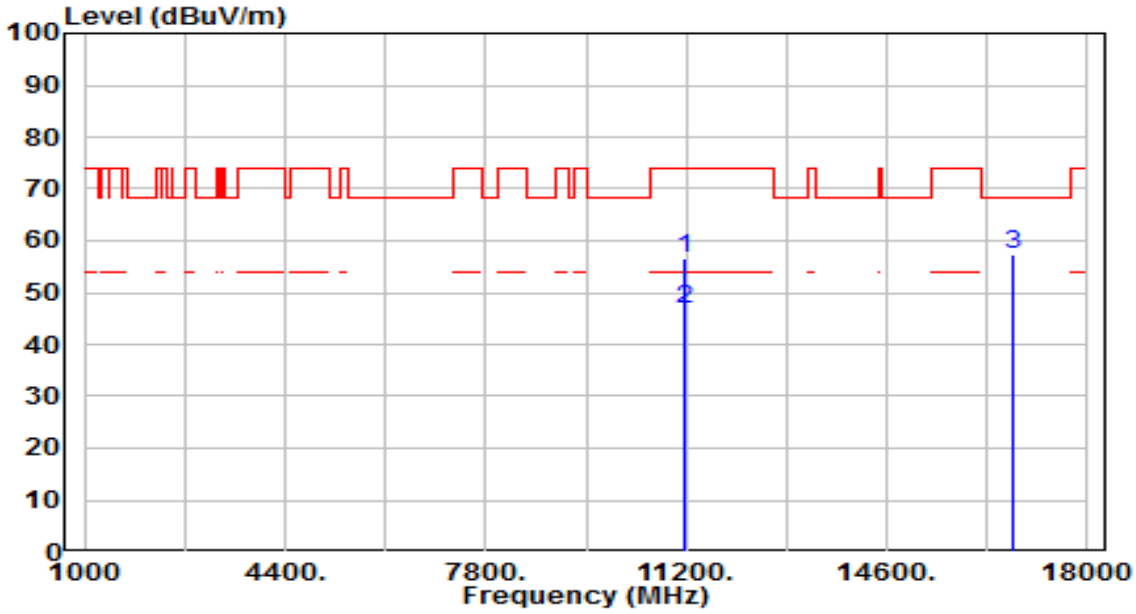

No		Frequency (MHz)	Reading (dBuV)	C.F (dB/m)	Measurement (dBuV/m)	Margin (dB)	Limit (dBuV/m)	Height (cm)	Angle (deg)	Remark (QP/PK/AV)
1		11160.000	37.49	19.19	56.68	-17.32	74.00	100	102	Peak
2	*	11160.000	27.60	19.19	46.79	-7.21	54.00	100	102	Average
3	*	16740.000	35.25	22.26	57.51	-10.69	68.20	100	208	Peak

Note:

1. " *", means this data is the worst emission level.
2. C.F (Correction Factor) = Antenna Factor (dB/m) + Cable Loss (dB) – Preamplifier(dB).
3. Measurement (dBuV/m) = Reading(dBuV) + C.F (Correction Factor).
4. The emission levels of other frequencies are very lower than the limit and not show in test report.

EUT	AX3000 Wi-Fi 6 Portable Router	Date of Test	2024-08-29
Factor	BBHA 9120D	Temp. / Humidity	24°C /58%
Polarity	Vertical	Site / Test Engineer	AC1 / Todd
Test Mode	802.11ac-20MHz_TX_Band3_CH 116_ANT 1+2+3	Test Voltage	AC 120V/60Hz

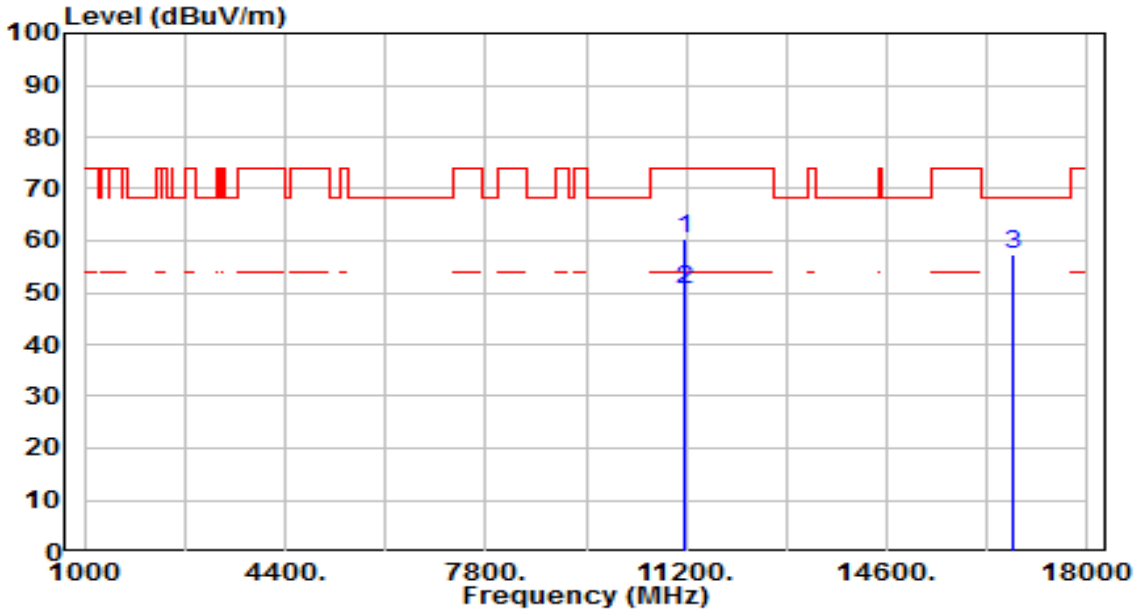

No		Frequency (MHz)	Reading (dBuV)	C.F (dB/m)	Measurement (dBuV/m)	Margin (dB)	Limit (dBuV/m)	Height (cm)	Angle (deg)	Remark (QP/PK/AV)
1		11160.000	41.34	19.19	60.53	-13.47	74.00	100	71	Peak
2	*	11160.000	31.40	19.19	50.59	-3.41	54.00	100	71	Average
3	*	16740.000	35.06	22.26	57.32	-10.88	68.20	100	163	Peak

Note:

1. " *", means this data is the worst emission level.
2. C.F (Correction Factor) = Antenna Factor (dB/m) + Cable Loss (dB) – Preamplifier(dB).
3. Measurement (dBuV/m) = Reading(dBuV) + C.F (Correction Factor).
4. The emission levels of other frequencies are very lower than the limit and not show in test report.

EUT	AX3000 Wi-Fi 6 Portable Router	Date of Test	2024-08-29
Factor	BBHA 9120D	Temp. / Humidity	24°C /58%
Polarity	Horizontal	Site / Test Engineer	AC1 / Todd
Test Mode	802.11ac-20MHz_TX_Band3_CH 140_ANT 1+2+3	Test Voltage	AC 120V/60Hz

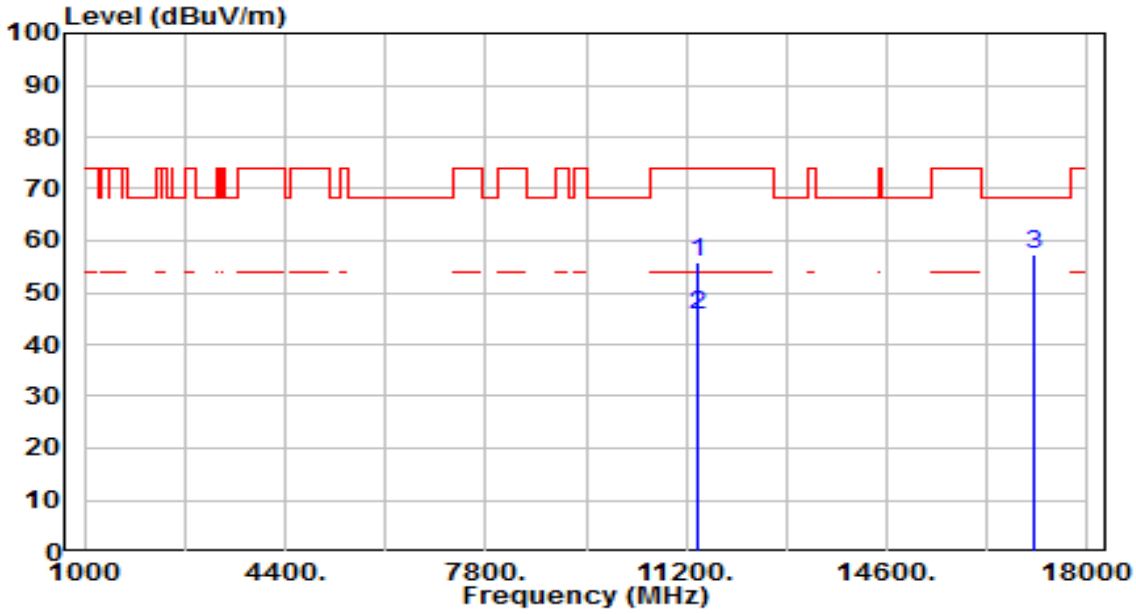

No		Frequency (MHz)	Reading (dBuV)	C.F (dB/m)	Measurement (dBuV/m)	Margin (dB)	Limit (dBuV/m)	Height (cm)	Angle (deg)	Remark (QP/PK/AV)
1		11400.000	36.02	19.66	55.67	-18.33	74.00	100	119	Peak
2	*	11400.000	26.10	19.66	45.76	-8.24	54.00	100	119	Average
3	*	17100.000	32.63	24.76	57.39	-10.81	68.20	100	122	Peak

Note:

1. " *", means this data is the worst emission level.
2. C.F (Correction Factor) = Antenna Factor (dB/m) + Cable Loss (dB) – Preamplifier(dB).
3. Measurement (dBuV/m) = Reading(dBuV) + C.F (Correction Factor).
4. The emission levels of other frequencies are very lower than the limit and not show in test report.

EUT	AX3000 Wi-Fi 6 Portable Router	Date of Test	2024-08-29
Factor	BBHA 9120D	Temp. / Humidity	24°C /58%
Polarity	Vertical	Site / Test Engineer	AC1 / Todd
Test Mode	802.11ac-20MHz_TX_Band3_CH 140_ANT 1+2+3	Test Voltage	AC 120V/60Hz

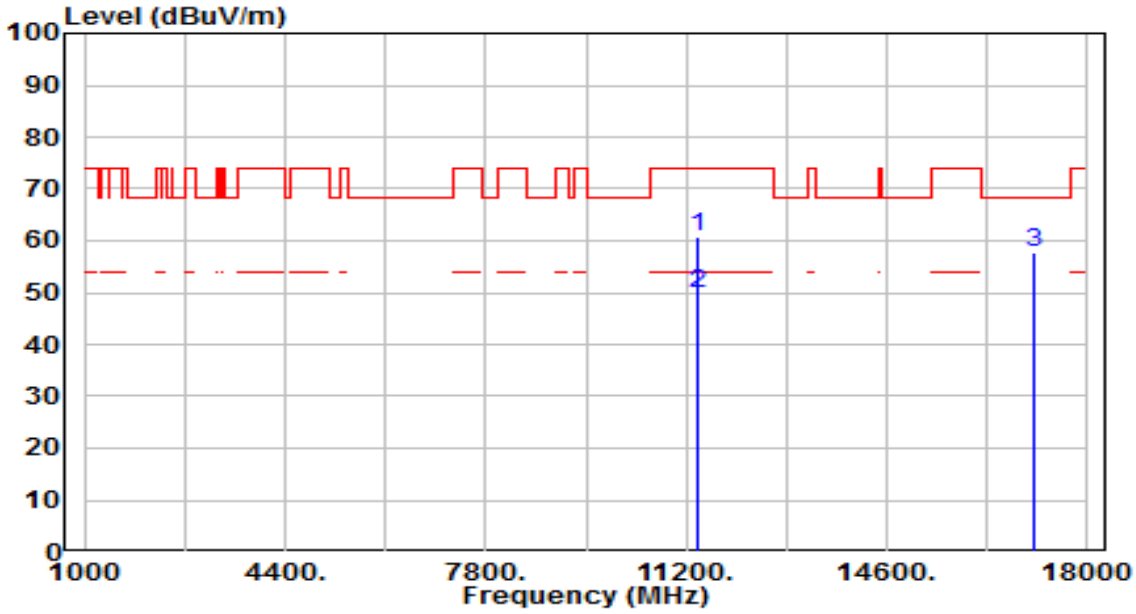

No		Frequency (MHz)	Reading (dBuV)	C.F (dB/m)	Measurement (dBuV/m)	Margin (dB)	Limit (dBuV/m)	Height (cm)	Angle (deg)	Remark (QP/PK/AV)
1		11400.000	40.99	19.66	60.64	-13.36	74.00	100	72	Peak
2	*	11400.000	30.20	19.66	49.86	-4.14	54.00	100	72	Average
3	*	17100.000	33.03	24.76	57.79	-10.41	68.20	100	309	Peak

Note:

1. " *", means this data is the worst emission level.
2. C.F (Correction Factor) = Antenna Factor (dB/m) + Cable Loss (dB) – Preamplifier(dB).
3. Measurement (dBuV/m) = Reading(dBuV) + C.F (Correction Factor).
4. The emission levels of other frequencies are very lower than the limit and not show in test report.

EUT	AX3000 Wi-Fi 6 Portable Router	Date of Test	2024-08-29
Factor	BBHA 9120D	Temp. / Humidity	24°C /58%
Polarity	Horizontal	Site / Test Engineer	AC1 / Todd
Test Mode	802.11ac-20MHz_TX_Band3_CH 144_ANT 1+2+3	Test Voltage	AC 120V/60Hz

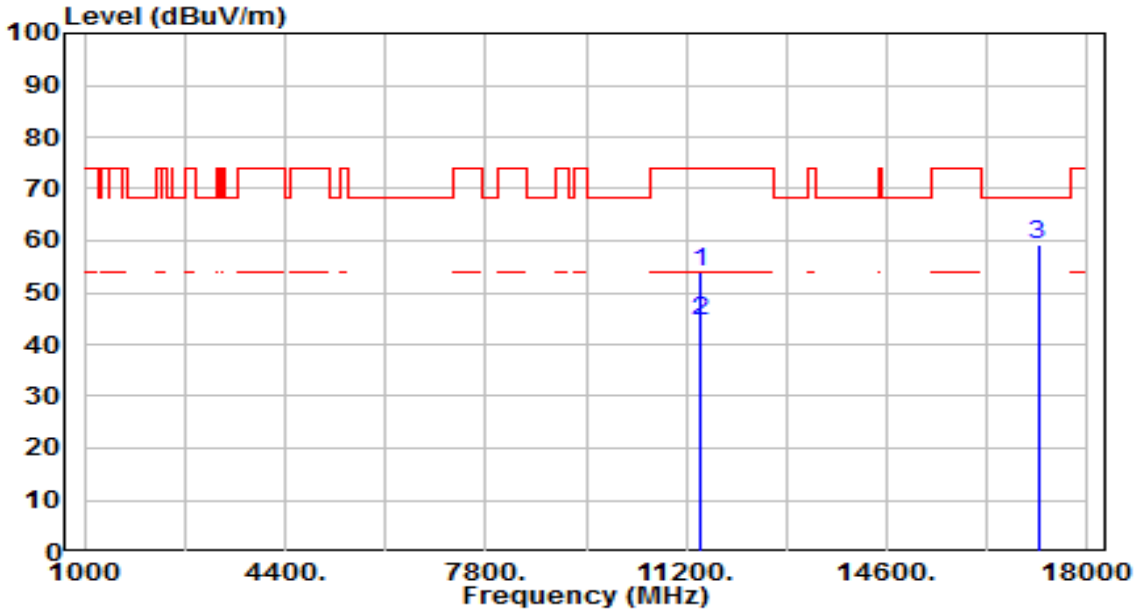

No		Frequency (MHz)	Reading (dBuV)	C.F (dB/m)	Measurement (dBuV/m)	Margin (dB)	Limit (dBuV/m)	Height (cm)	Angle (deg)	Remark (QP/PK/AV)
1		11440.000	34.09	19.73	53.83	-20.17	74.00	100	113	Peak
2	*	11440.000	24.70	19.73	44.43	-9.57	54.00	100	113	Average
3	*	17160.000	34.01	25.21	59.22	-8.98	68.20	100	6	Peak

Note:

1. " *", means this data is the worst emission level.
2. C.F (Correction Factor) = Antenna Factor (dB/m) + Cable Loss (dB) – Preamplifier(dB).
3. Measurement (dBuV/m) = Reading(dBuV) + C.F (Correction Factor).
4. The emission levels of other frequencies are very lower than the limit and not show in test report.

EUT	AX3000 Wi-Fi 6 Portable Router	Date of Test	2024-08-29
Factor	BBHA 9120D	Temp. / Humidity	24°C /58%
Polarity	Vertical	Site / Test Engineer	AC1 / Todd
Test Mode	802.11ac-20MHz_TX_Band3_CH 144_ANT 1+2+3	Test Voltage	AC 120V/60Hz

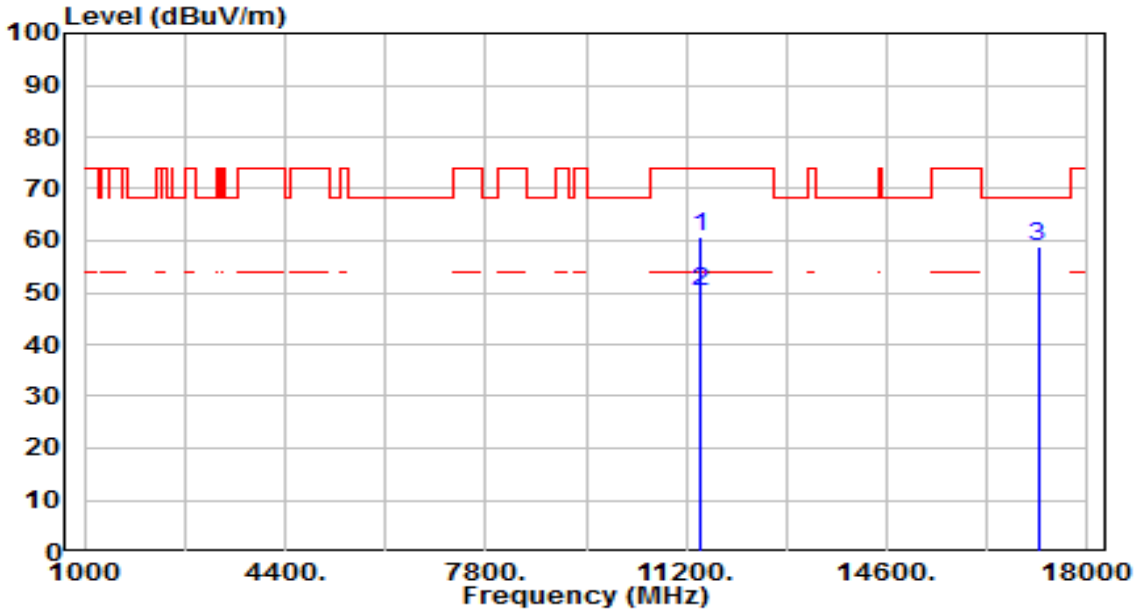

No		Frequency (MHz)	Reading (dBuV)	C.F (dB/m)	Measurement (dBuV/m)	Margin (dB)	Limit (dBuV/m)	Height (cm)	Angle (deg)	Remark (QP/PK/AV)
1		11440.000	40.87	19.73	60.60	-13.40	74.00	100	91	Peak
2	*	11440.000	30.50	19.73	50.23	-3.77	54.00	100	91	Average
3	*	17160.000	33.49	25.21	58.70	-9.50	68.20	100	329	Peak

Note:

1. " *", means this data is the worst emission level.
2. C.F (Correction Factor) = Antenna Factor (dB/m) + Cable Loss (dB) – Preamplifier(dB).
3. Measurement (dBuV/m) = Reading(dBuV) + C.F (Correction Factor).
4. The emission levels of other frequencies are very lower than the limit and not show in test report.

EUT	AX3000 Wi-Fi 6 Portable Router	Date of Test	2024-08-29
Factor	BBHA 9120D	Temp. / Humidity	25°C /62%
Polarity	Horizontal	Site / Test Engineer	AC1 / Todd
Test Mode	802.11ac-20MHz_TX_Band4_CH 149_ANT 1+2+3	Test Voltage	AC 120V/60Hz

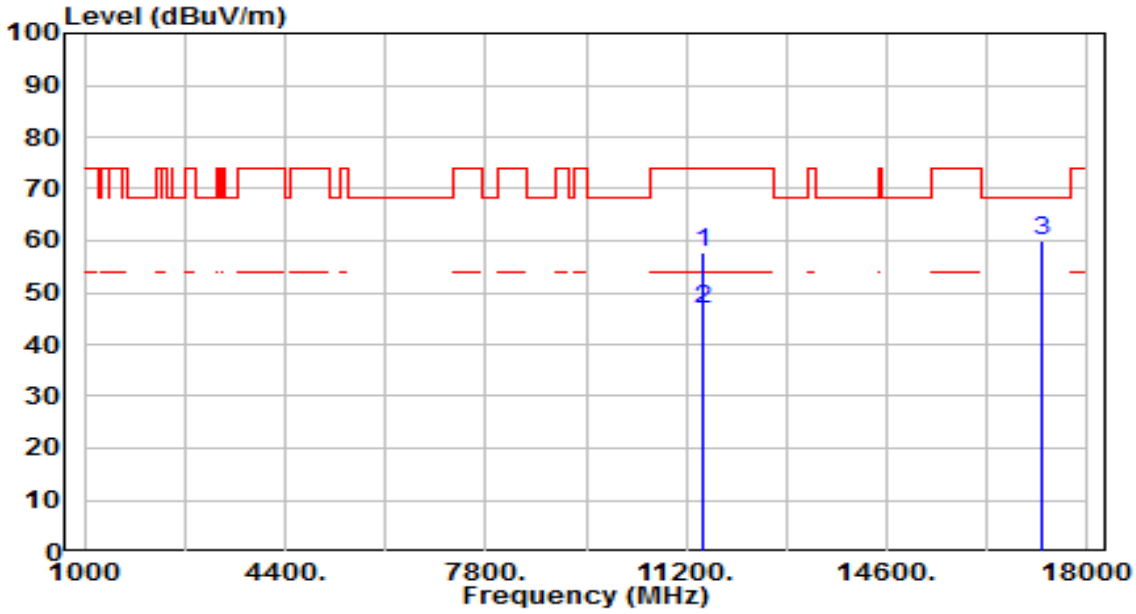

No		Frequency (MHz)	Reading (dBuV)	C.F (dB/m)	Measurement (dBuV/m)	Margin (dB)	Limit (dBuV/m)	Height (cm)	Angle (deg)	Remark (QP/PK/AV)
1		11490.000	37.78	19.83	57.61	-16.39	74.00	100	115	Peak
2	*	11490.000	27.08	19.83	46.91	-7.09	54.00	100	115	Average
3	*	17235.000	34.28	25.76	60.05	-8.15	68.20	100	183	Peak

Note:

1. " *", means this data is the worst emission level.
2. C.F (Correction Factor) = Antenna Factor (dB/m) + Cable Loss (dB) – Preamplifier(dB).
3. Measurement (dBuV/m) = Reading(dBuV) + C.F (Correction Factor).
4. The emission levels of other frequencies are very lower than the limit and not show in test report.

EUT	AX3000 Wi-Fi 6 Portable Router	Date of Test	2024-08-29
Factor	BBHA 9120D	Temp. / Humidity	25°C /62%
Polarity	Vertical	Site / Test Engineer	AC1 / Todd
Test Mode	802.11ac-20MHz_TX_Band4_CH 149_ANT 1+2+3	Test Voltage	AC 120V/60Hz

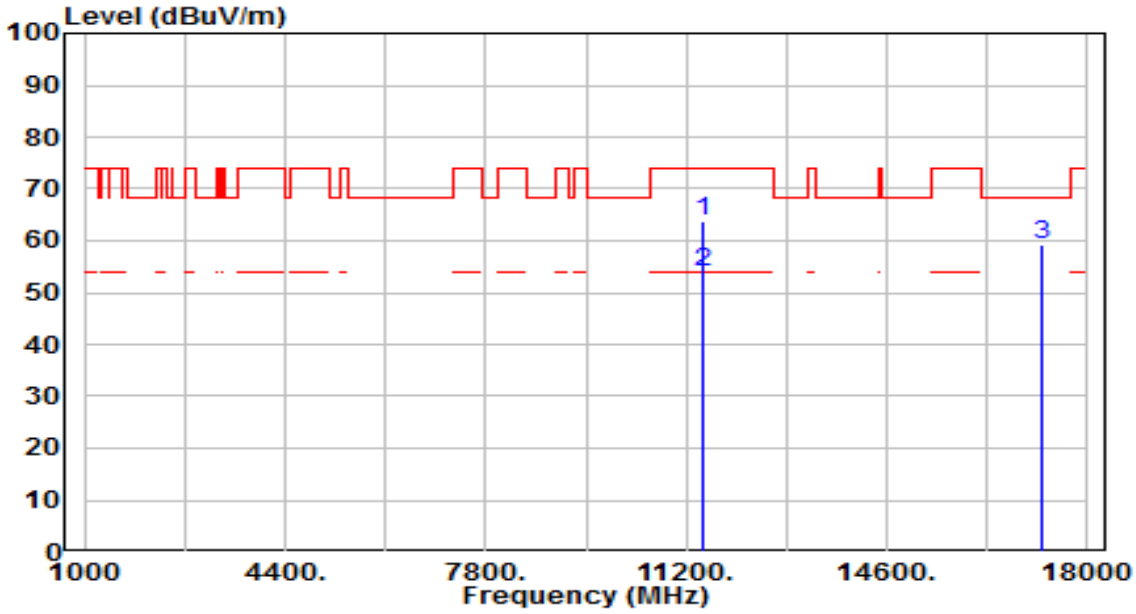

No		Frequency (MHz)	Reading (dBuV)	C.F (dB/m)	Measurement (dBuV/m)	Margin (dB)	Limit (dBuV/m)	Height (cm)	Angle (deg)	Remark (QP/PK/AV)
1		11490.000	44.01	19.83	63.84	-10.16	74.00	100	104	Peak
2	*	11490.000	34.06	19.83	53.89	-0.11	54.00	100	104	Average
3	*	17235.000	33.63	25.76	59.39	-8.81	68.20	100	87	Peak

Note:

1. " *", means this data is the worst emission level.
2. C.F (Correction Factor) = Antenna Factor (dB/m) + Cable Loss (dB) – Preamplifier(dB).
3. Measurement (dBuV/m) = Reading(dBuV) + C.F (Correction Factor).
4. The emission levels of other frequencies are very lower than the limit and not show in test report.

EUT	AX3000 Wi-Fi 6 Portable Router	Date of Test	2024-08-29
Factor	BBHA 9120D	Temp. / Humidity	25°C /62%
Polarity	Horizontal	Site / Test Engineer	AC1 / Todd
Test Mode	802.11ac-20MHz_TX_Band4_CH 157_ANT 1+2+3	Test Voltage	AC 120V/60Hz

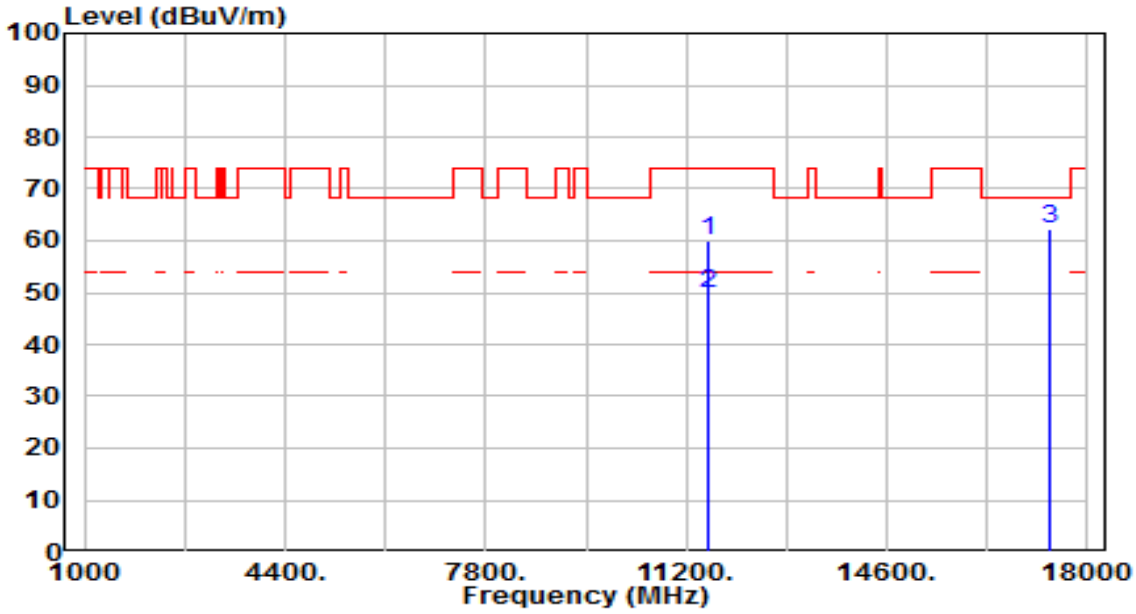

No		Frequency (MHz)	Reading (dBuV)	C.F (dB/m)	Measurement (dBuV/m)	Margin (dB)	Limit (dBuV/m)	Height (cm)	Angle (deg)	Remark (QP/PK/AV)
1		11570.000	40.45	19.72	60.17	-13.83	74.00	100	130	Peak
2	*	11570.000	30.25	19.72	49.97	-4.03	54.00	100	130	Average
3	*	17355.000	35.68	26.65	62.34	-5.86	68.20	100	65	Peak

Note:

1. " *", means this data is the worst emission level.
2. C.F (Correction Factor) = Antenna Factor (dB/m) + Cable Loss (dB) – Preamplifier(dB).
3. Measurement (dBuV/m) = Reading(dBuV) + C.F (Correction Factor).
4. The emission levels of other frequencies are very lower than the limit and not show in test report.

EUT	AX3000 Wi-Fi 6 Portable Router	Date of Test	2024-08-29
Factor	BBHA 9120D	Temp. / Humidity	25°C /62%
Polarity	Vertical	Site / Test Engineer	AC1 / Todd
Test Mode	802.11ac-20MHz_TX_Band4_CH 157_ANT 1+2+3	Test Voltage	AC 120V/60Hz

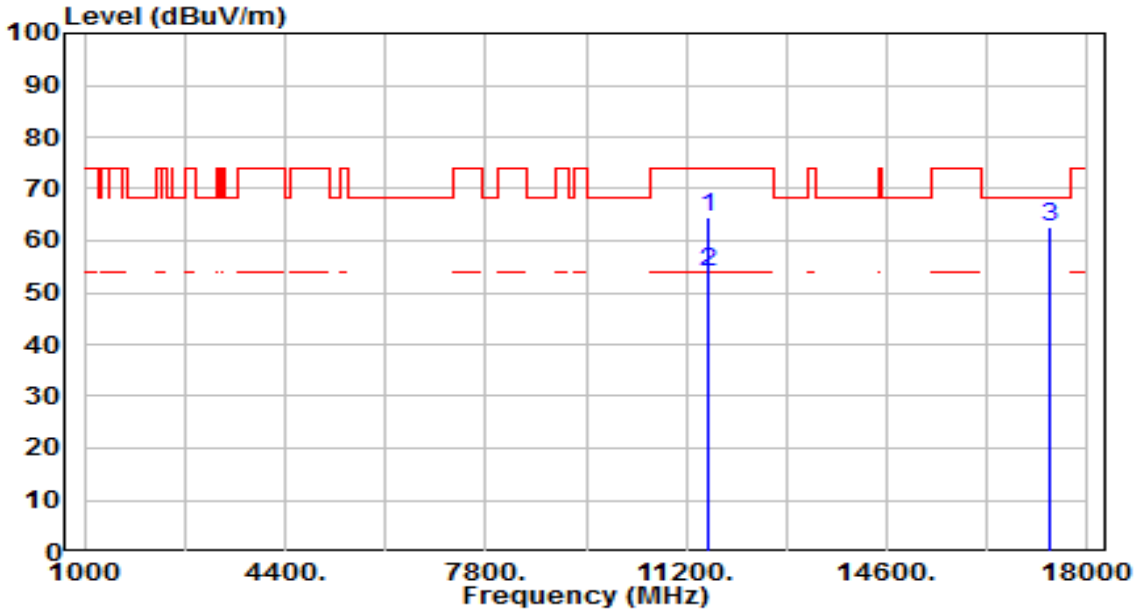

No		Frequency (MHz)	Reading (dBuV)	C.F (dB/m)	Measurement (dBuV/m)	Margin (dB)	Limit (dBuV/m)	Height (cm)	Angle (deg)	Remark (QP/PK/AV)
1		11570.000	44.84	19.72	64.56	-9.44	74.00	100	95	Peak
2	*	11570.000	34.15	19.72	53.87	-0.13	54.00	100	95	Average
3	*	17355.000	35.99	26.65	62.64	-5.56	68.20	100	38	Peak

Note:

1. " *", means this data is the worst emission level.
2. C.F (Correction Factor) = Antenna Factor (dB/m) + Cable Loss (dB) – Preamplifier(dB).
3. Measurement (dBuV/m) = Reading(dBuV) + C.F (Correction Factor).
4. The emission levels of other frequencies are very lower than the limit and not show in test report.

EUT	AX3000 Wi-Fi 6 Portable Router	Date of Test	2024-08-29
Factor	BBHA 9120D	Temp. / Humidity	25°C /62%
Polarity	Horizontal	Site / Test Engineer	AC1 / Todd
Test Mode	802.11ac-20MHz_TX_Band4_CH 165_ANT 1+2+3	Test Voltage	AC 120V/60Hz

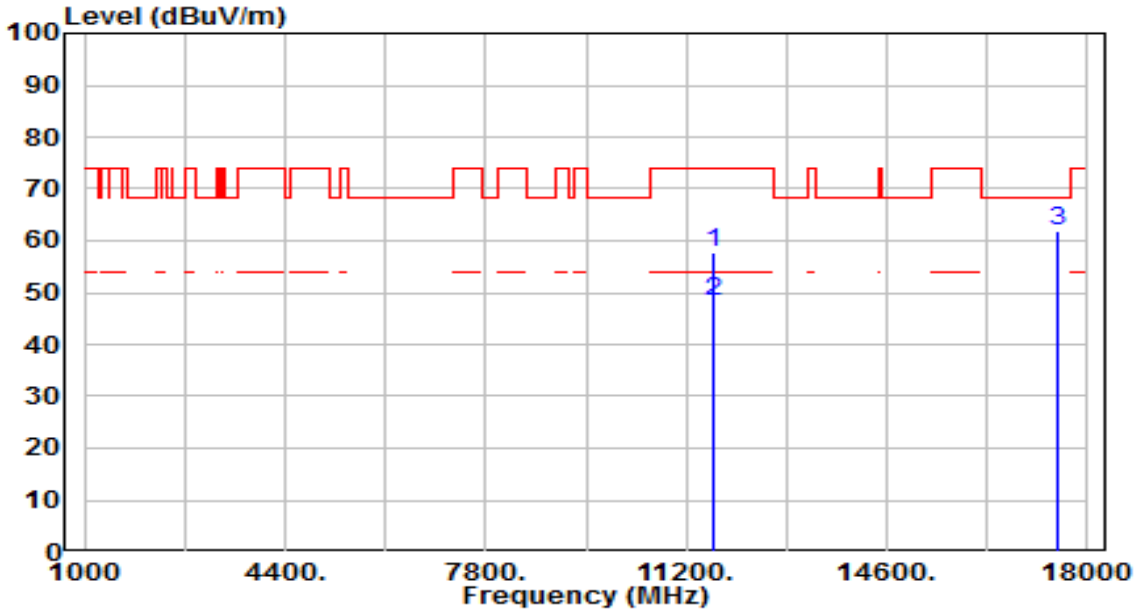

No		Frequency (MHz)	Reading (dBuV)	C.F (dB/m)	Measurement (dBuV/m)	Margin (dB)	Limit (dBuV/m)	Height (cm)	Angle (deg)	Remark (QP/PK/AV)
1		11650.000	38.08	19.57	57.65	-16.35	74.00	100	121	Peak
2	*	11650.000	28.80	19.57	48.37	-5.63	54.00	100	121	Average
3	*	17475.000	34.47	27.54	62.01	-6.19	68.20	100	43	Peak

Note:

1. " *", means this data is the worst emission level.
2. C.F (Correction Factor) = Antenna Factor (dB/m) + Cable Loss (dB) – Preamplifier(dB).
3. Measurement (dBuV/m) = Reading(dBuV) + C.F (Correction Factor).
4. The emission levels of other frequencies are very lower than the limit and not show in test report.

EUT	AX3000 Wi-Fi 6 Portable Router	Date of Test	2024-08-29
Factor	BBHA 9120D	Temp. / Humidity	25°C /62%
Polarity	Vertical	Site / Test Engineer	AC1 / Todd
Test Mode	802.11ac-20MHz_TX_Band4_CH 165_ANT 1+2+3	Test Voltage	AC 120V/60Hz

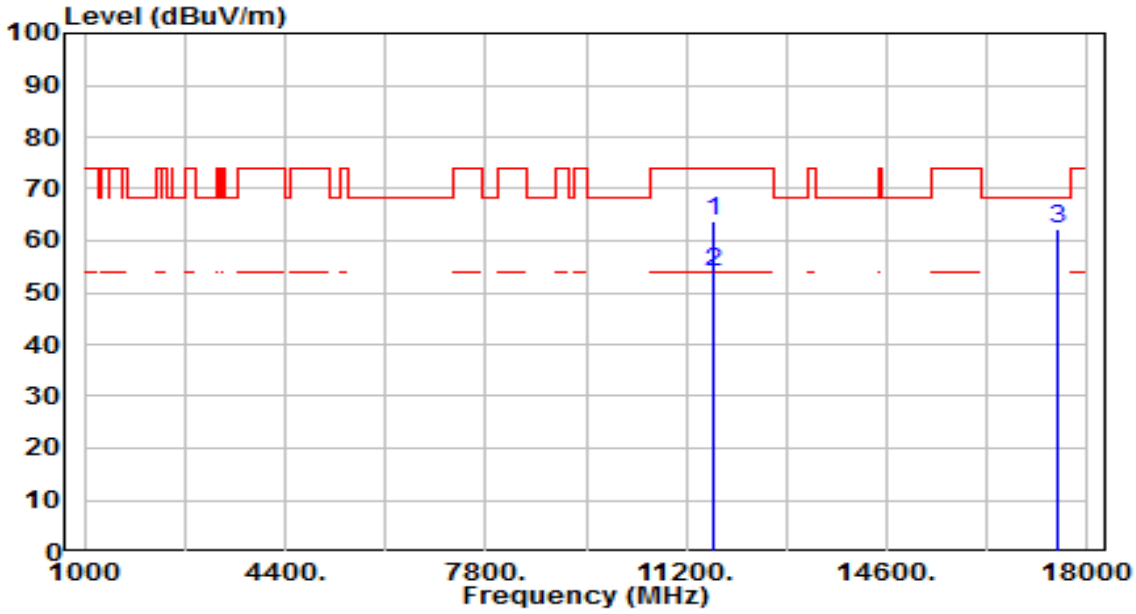

No		Frequency (MHz)	Reading (dBuV)	C.F (dB/m)	Measurement (dBuV/m)	Margin (dB)	Limit (dBuV/m)	Height (cm)	Angle (deg)	Remark (QP/PK/AV)
1		11650.000	44.31	19.57	63.89	-10.11	74.00	100	75	Peak
2	*	11650.000	34.23	19.57	53.80	-0.20	54.00	100	75	Average
3	*	17475.000	34.62	27.54	62.17	-6.03	68.20	100	137	Peak

Note:

1. " *", means this data is the worst emission level.
2. C.F (Correction Factor) = Antenna Factor (dB/m) + Cable Loss (dB) – Preamplifier(dB).
3. Measurement (dBuV/m) = Reading(dBuV) + C.F (Correction Factor).
4. The emission levels of other frequencies are very lower than the limit and not show in test report.

EUT	AX3000 Wi-Fi 6 Portable Router	Date of Test	2024-08-29
Factor	BBHA 9120D	Temp. / Humidity	25°C /62%
Polarity	Horizontal	Site / Test Engineer	AC1 / Todd
Test Mode	802.11ac-40MHz_TX_Band1_CH 38_ANT 1+2+3	Test Voltage	AC 120V/60Hz

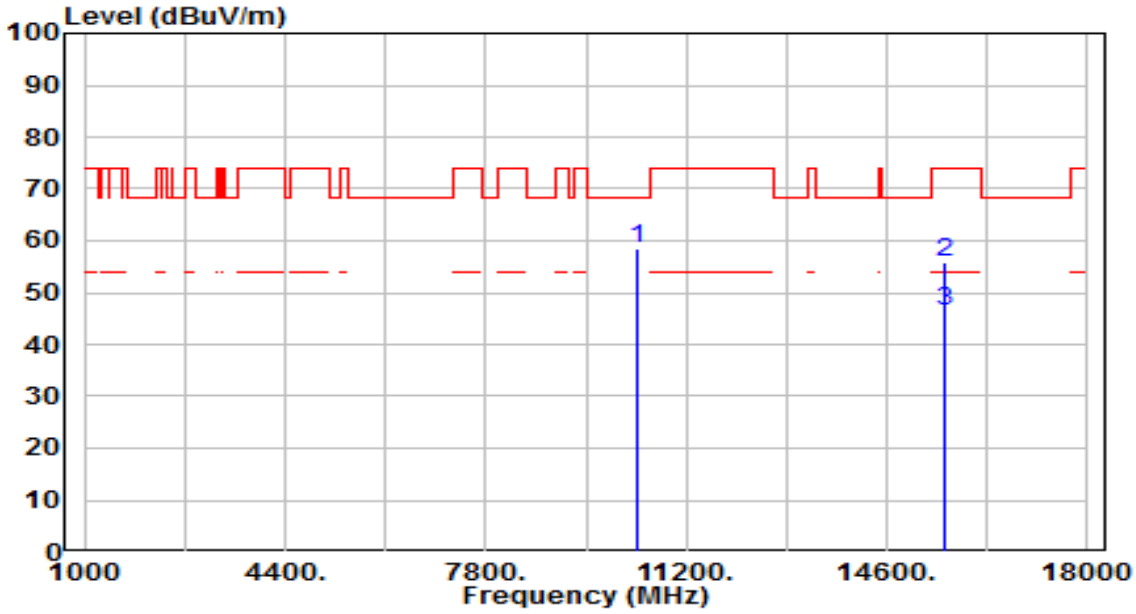

No		Frequency (MHz)	Reading (dBuV)	C.F (dB/m)	Measurement (dBuV/m)	Margin (dB)	Limit (dBuV/m)	Height (cm)	Angle (deg)	Remark (QP/PK/AV)
1		10380.000	40.61	17.95	58.56	-9.64	68.20	100	92	Peak
2	*	15570.000	34.82	21.05	55.87	-18.13	74.00	100	7	Peak
3	*	15570.000	25.20	21.05	46.25	-7.75	54.00	100	7	Average

Note:

1. " *", means this data is the worst emission level.
2. C.F (Correction Factor) = Antenna Factor (dB/m) + Cable Loss (dB) – Preamplifier(dB).
3. Measurement (dBuV/m) = Reading(dBuV) + C.F (Correction Factor).
4. The emission levels of other frequencies are very lower than the limit and not show in test report.

EUT	AX3000 Wi-Fi 6 Portable Router	Date of Test	2024-08-29
Factor	BBHA 9120D	Temp. / Humidity	25°C /62%
Polarity	Vertical	Site / Test Engineer	AC1 / Todd
Test Mode	802.11ac-40MHz_TX_Band1_CH 38_ANT 1+2+3	Test Voltage	AC 120V/60Hz

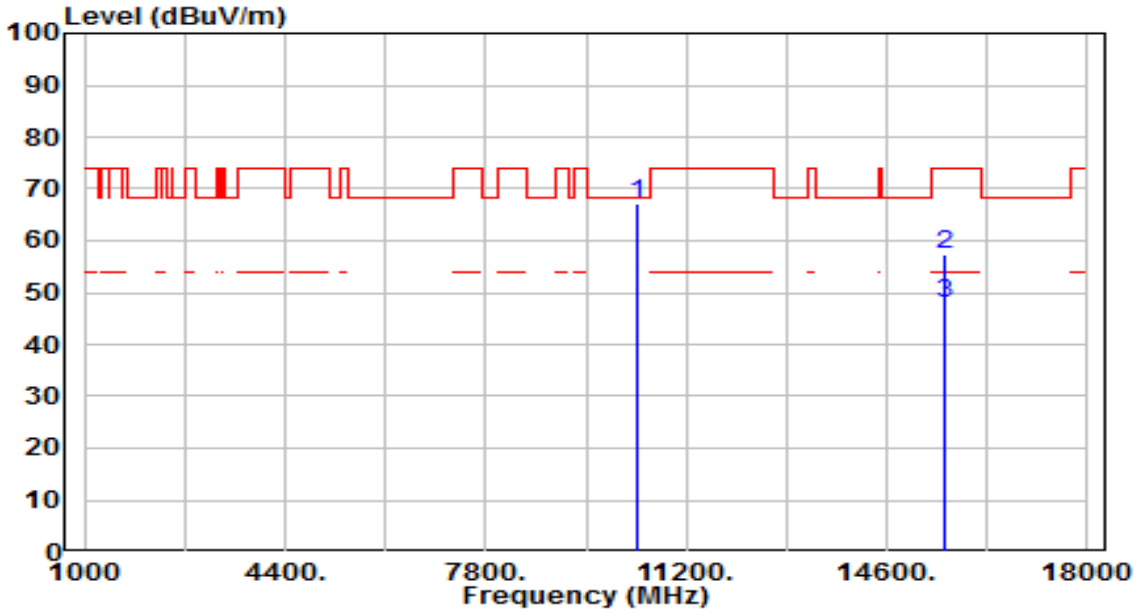

No		Frequency (MHz)	Reading (dBuV)	C.F (dB/m)	Measurement (dBuV/m)	Margin (dB)	Limit (dBuV/m)	Height (cm)	Angle (deg)	Remark (QP/PK/AV)
1	*	10380.000	49.39	17.95	67.34	-0.86	68.20	100	99	Peak
2		15570.000	36.39	21.05	57.45	-16.55	74.00	100	127	Peak
3	*	15570.000	26.70	21.05	47.75	-6.25	54.00	100	127	Average

Note:

1. " *", means this data is the worst emission level.
2. C.F (Correction Factor) = Antenna Factor (dB/m) + Cable Loss (dB) – Preamplifier(dB).
3. Measurement (dBuV/m) = Reading(dBuV) + C.F (Correction Factor).
4. The emission levels of other frequencies are very lower than the limit and not show in test report.

EUT	AX3000 Wi-Fi 6 Portable Router	Date of Test	2024-08-29
Factor	BBHA 9120D	Temp. / Humidity	25°C /62%
Polarity	Horizontal	Site / Test Engineer	AC1 / Todd
Test Mode	802.11ac-40MHz_TX_Band1_CH 46_ANT 1+2+3	Test Voltage	AC 120V/60Hz

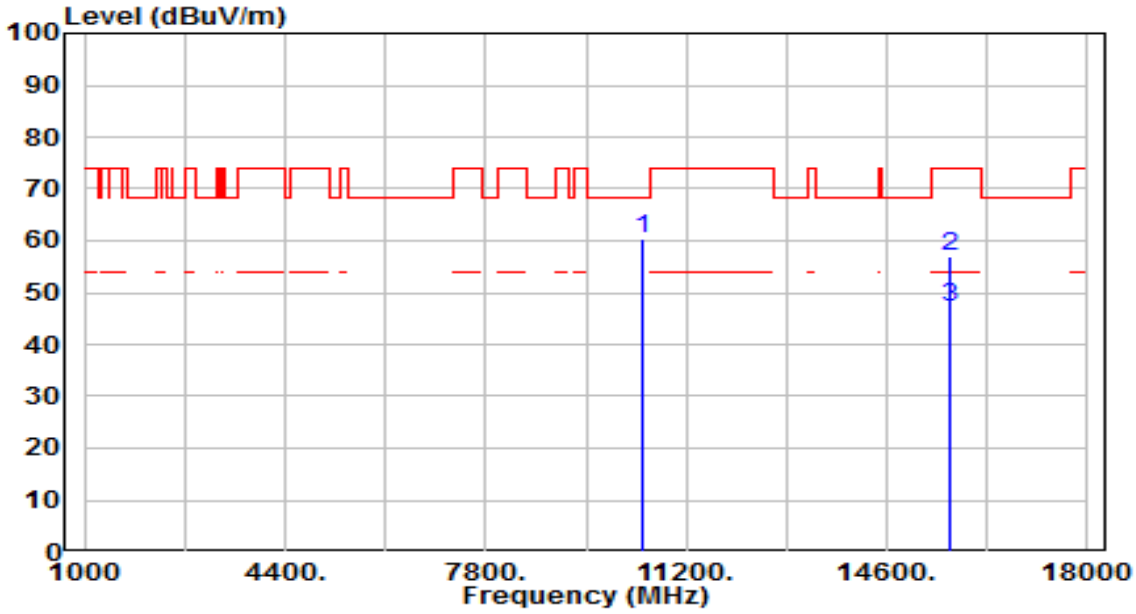

No		Frequency (MHz)	Reading (dBuV)	C.F (dB/m)	Measurement (dBuV/m)	Margin (dB)	Limit (dBuV/m)	Height (cm)	Angle (deg)	Remark (QP/PK/AV)
1	*	10460.000	42.00	18.27	60.27	-7.93	68.20	100	62	Peak
2		15690.000	36.26	20.69	56.94	-17.06	74.00	100	302	Peak
3	*	15690.000	26.60	20.69	47.29	-6.71	54.00	100	302	Average

Note:

1. " *", means this data is the worst emission level.
2. C.F (Correction Factor) = Antenna Factor (dB/m) + Cable Loss (dB) – Preamplifier(dB).
3. Measurement (dBuV/m) = Reading(dBuV) + C.F (Correction Factor).
4. The emission levels of other frequencies are very lower than the limit and not show in test report.

EUT	AX3000 Wi-Fi 6 Portable Router	Date of Test	2024-08-29
Factor	BBHA 9120D	Temp. / Humidity	25°C /62%
Polarity	Vertical	Site / Test Engineer	AC1 / Todd
Test Mode	802.11ac-40MHz_TX_Band1_CH 46_ANT 1+2+3	Test Voltage	AC 120V/60Hz

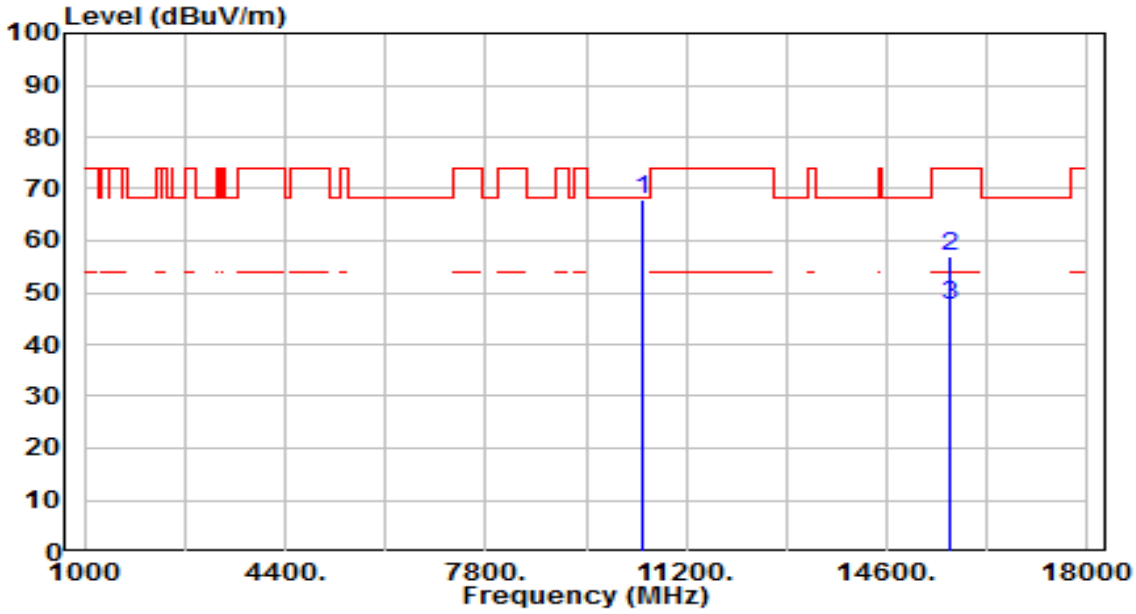

No		Frequency (MHz)	Reading (dBuV)	C.F (dB/m)	Measurement (dBuV/m)	Margin (dB)	Limit (dBuV/m)	Height (cm)	Angle (deg)	Remark (QP/PK/AV)
1	*	10460.000	49.70	18.27	67.97	-0.23	68.20	100	93	Peak
2		15690.000	36.31	20.69	57.00	-17.00	74.00	100	217	Peak
3	*	15690.000	26.70	20.69	47.39	-6.61	54.00	100	217	Average

Note:

1. " *", means this data is the worst emission level.
2. C.F (Correction Factor) = Antenna Factor (dB/m) + Cable Loss (dB) – Preamplifier(dB).
3. Measurement (dBuV/m) = Reading(dBuV) + C.F (Correction Factor).
4. The emission levels of other frequencies are very lower than the limit and not show in test report.

EUT	AX3000 Wi-Fi 6 Portable Router	Date of Test	2024-08-29
Factor	BBHA 9120D	Temp. / Humidity	24°C /58%
Polarity	Horizontal	Site / Test Engineer	AC1 / Todd
Test Mode	802.11ac-40MHz_TX_Band2_CH 54_ANT 1+2+3	Test Voltage	AC 120V/60Hz

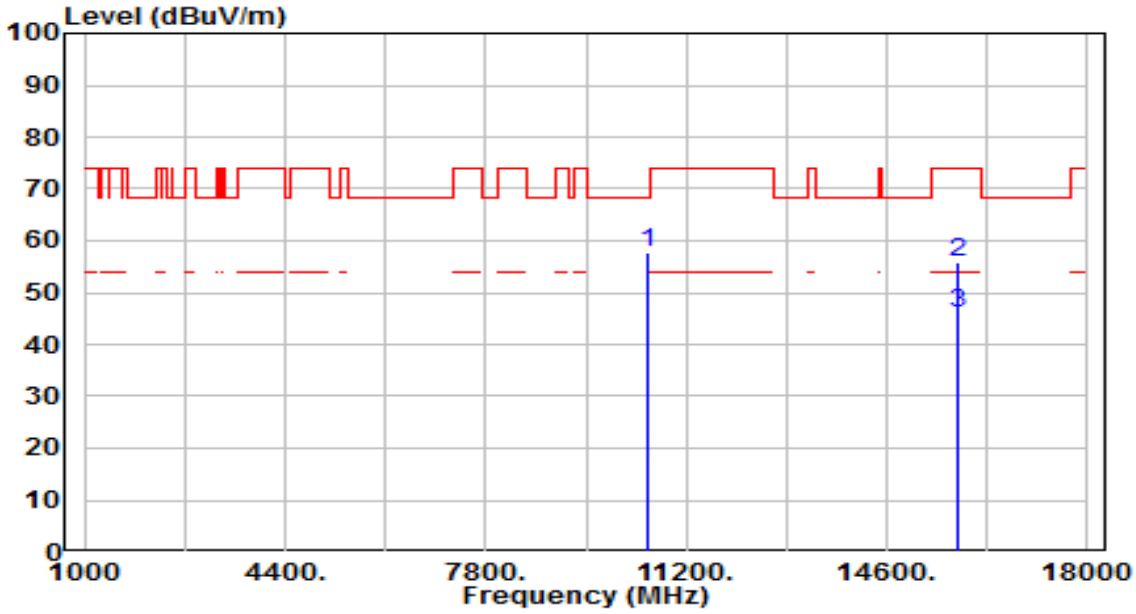

No		Frequency (MHz)	Reading (dBuV)	C.F (dB/m)	Measurement (dBuV/m)	Margin (dB)	Limit (dBuV/m)	Height (cm)	Angle (deg)	Remark (QP/PK/AV)
1	*	10540.000	39.30	18.47	57.77	-10.43	68.20	100	87	Peak
2		15810.000	35.41	20.32	55.73	-18.27	74.00	100	161	Peak
3	*	15810.000	25.80	20.32	46.12	-7.88	54.00	100	161	Average

Note:

1. " *", means this data is the worst emission level.
2. C.F (Correction Factor) = Antenna Factor (dB/m) + Cable Loss (dB) – Preamplifier(dB).
3. Measurement (dBuV/m) = Reading(dBuV) + C.F (Correction Factor).
4. The emission levels of other frequencies are very lower than the limit and not show in test report.

EUT	AX3000 Wi-Fi 6 Portable Router	Date of Test	2024-08-29
Factor	BBHA 9120D	Temp. / Humidity	24°C /58%
Polarity	Vertical	Site / Test Engineer	AC1 / Todd
Test Mode	802.11ac-40MHz_TX_Band2_CH 54_ANT 1+2+3	Test Voltage	AC 120V/60Hz

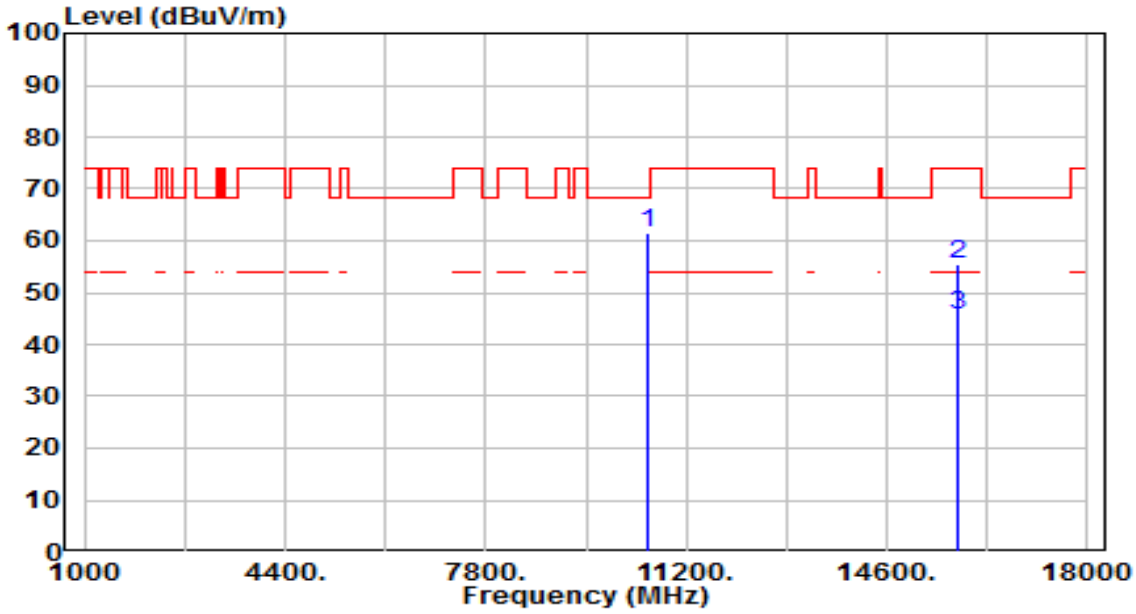

No		Frequency (MHz)	Reading (dBuV)	C.F (dB/m)	Measurement (dBuV/m)	Margin (dB)	Limit (dBuV/m)	Height (cm)	Angle (deg)	Remark (QP/PK/AV)
1	*	10540.000	43.13	18.47	61.60	-6.60	68.20	100	85	Peak
2		15810.000	35.20	20.32	55.52	-18.48	74.00	100	56	Peak
3	*	15810.000	25.50	20.32	45.82	-8.18	54.00	100	56	Average

Note:

1. " *", means this data is the worst emission level.
2. C.F (Correction Factor) = Antenna Factor (dB/m) + Cable Loss (dB) – Preamplifier(dB).
3. Measurement (dBuV/m) = Reading(dBuV) + C.F (Correction Factor).
4. The emission levels of other frequencies are very lower than the limit and not show in test report.

EUT	AX3000 Wi-Fi 6 Portable Router	Date of Test	2024-08-29
Factor	BBHA 9120D	Temp. / Humidity	24°C /58%
Polarity	Horizontal	Site / Test Engineer	AC1 / Todd
Test Mode	802.11ac-40MHz_TX_Band2_CH 62_ANT 1+2+3	Test Voltage	AC 120V/60Hz

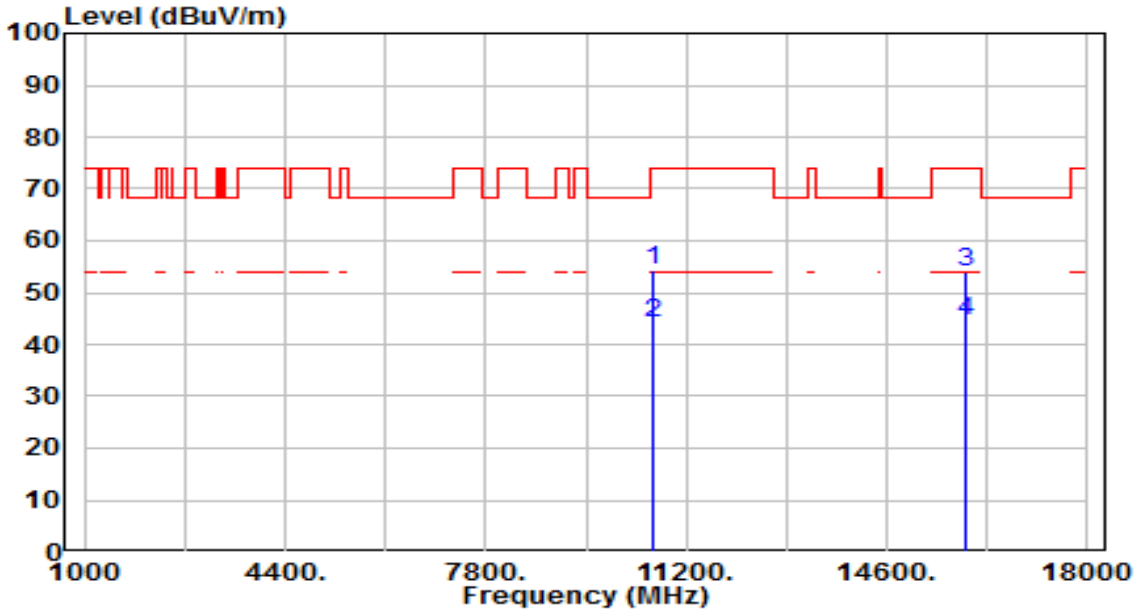

No		Frequency (MHz)	Reading (dBuV)	C.F (dB/m)	Measurement (dBuV/m)	Margin (dB)	Limit (dBuV/m)	Height (cm)	Angle (deg)	Remark (QP/PK/AV)
1	*	10620.000	35.66	18.54	54.20	-19.80	74.00	100	77	Peak
2		10620.000	25.60	18.54	44.14	-9.86	54.00	100	77	Average
3		15930.000	34.15	19.95	54.10	-19.90	74.00	100	355	Peak
4	*	15930.000	24.50	19.95	44.45	-9.55	54.00	100	355	Average

Note:

1. " *", means this data is the worst emission level.
2. C.F (Correction Factor) = Antenna Factor (dB/m) + Cable Loss (dB) – Preamplifier(dB).
3. Measurement (dBuV/m) = Reading(dBuV) + C.F (Correction Factor).
4. The emission levels of other frequencies are very lower than the limit and not show in test report.

EUT	AX3000 Wi-Fi 6 Portable Router	Date of Test	2024-08-29
Factor	BBHA 9120D	Temp. / Humidity	24°C /58%
Polarity	Vertical	Site / Test Engineer	AC1 / Todd
Test Mode	802.11ac-40MHz_TX_Band2_CH 62_ANT 1+2+3	Test Voltage	AC 120V/60Hz

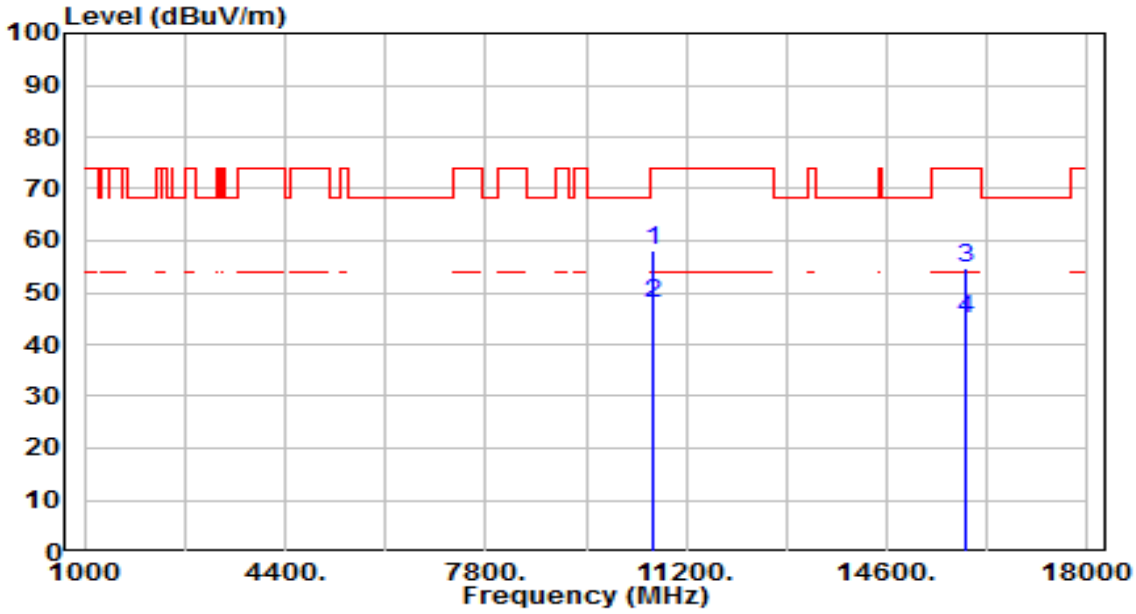

No		Frequency (MHz)	Reading (dBuV)	C.F (dB/m)	Measurement (dBuV/m)	Margin (dB)	Limit (dBuV/m)	Height (cm)	Angle (deg)	Remark (QP/PK/AV)
1	*	10620.000	39.53	18.54	58.08	-15.92	74.00	100	100	Peak
2	*	10620.000	29.40	18.54	47.94	-6.06	54.00	100	100	Average
3		15930.000	34.61	19.95	54.56	-19.44	74.00	100	110	Peak
4		15930.000	25.00	19.95	44.95	-9.05	54.00	100	110	Average

Note:

1. " *", means this data is the worst emission level.
2. C.F (Correction Factor) = Antenna Factor (dB/m) + Cable Loss (dB) – Preamplifier(dB).
3. Measurement (dBuV/m) = Reading(dBuV) + C.F (Correction Factor).
4. The emission levels of other frequencies are very lower than the limit and not show in test report.

EUT	AX3000 Wi-Fi 6 Portable Router	Date of Test	2024-08-29
Factor	BBHA 9120D	Temp. / Humidity	24°C /58%
Polarity	Horizontal	Site / Test Engineer	AC1 / Todd
Test Mode	802.11ac-40MHz_TX_Band3_CH 102_ANT 1+2+3	Test Voltage	AC 120V/60Hz

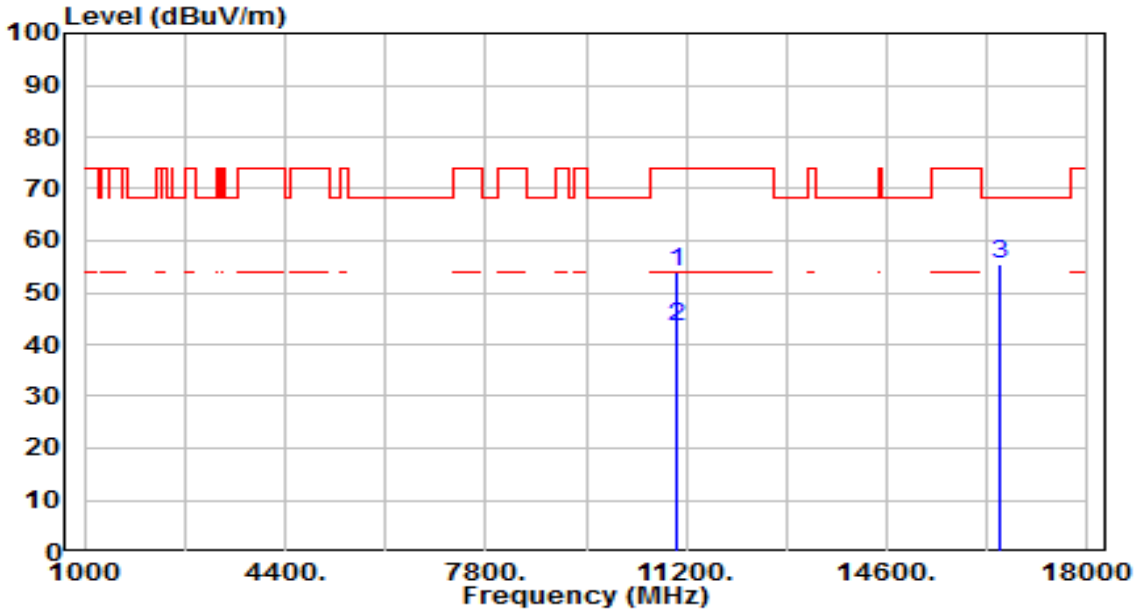

No		Frequency (MHz)	Reading (dBuV)	C.F (dB/m)	Measurement (dBuV/m)	Margin (dB)	Limit (dBuV/m)	Height (cm)	Angle (deg)	Remark (QP/PK/AV)
1		11020.000	34.95	18.92	53.87	-20.13	74.00	100	84	Peak
2	*	11020.000	24.50	18.92	43.42	-10.58	54.00	100	84	Average
3	*	16530.000	34.51	20.84	55.35	-12.85	68.20	100	66	Peak

Note:

1. " *", means this data is the worst emission level.
2. C.F (Correction Factor) = Antenna Factor (dB/m) + Cable Loss (dB) – Preamplifier(dB).
3. Measurement (dBuV/m) = Reading(dBuV) + C.F (Correction Factor).
4. The emission levels of other frequencies are very lower than the limit and not show in test report.

EUT	AX3000 Wi-Fi 6 Portable Router	Date of Test	2024-08-29
Factor	BBHA 9120D	Temp. / Humidity	24°C /58%
Polarity	Vertical	Site / Test Engineer	AC1 / Todd
Test Mode	802.11ac-40MHz_TX_Band3_CH 102_ANT 1+2+3	Test Voltage	AC 120V/60Hz

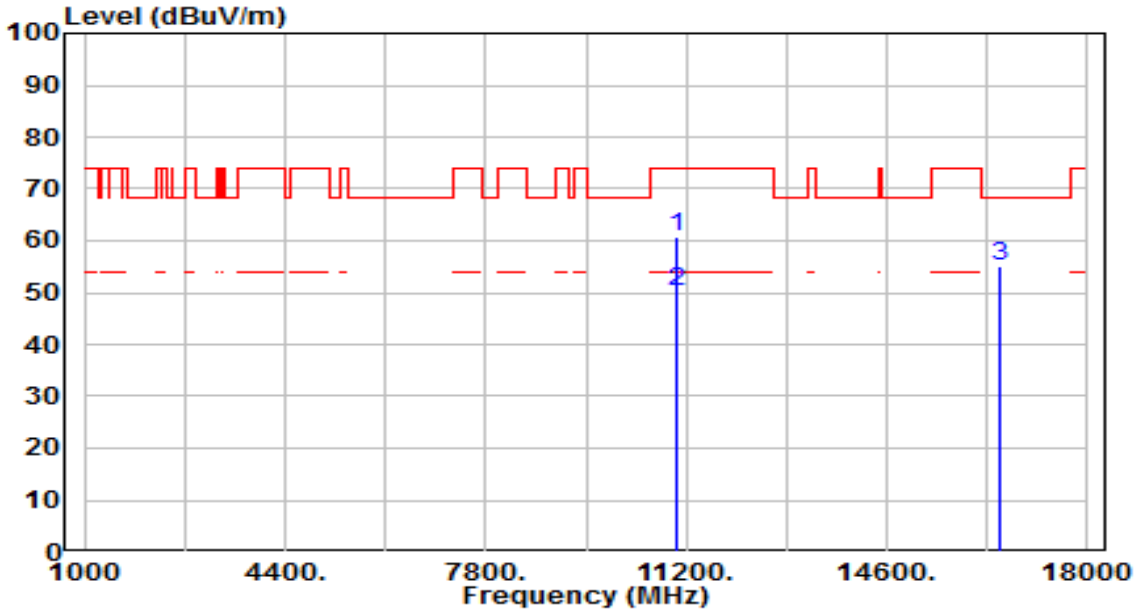

No		Frequency (MHz)	Reading (dBuV)	C.F (dB/m)	Measurement (dBuV/m)	Margin (dB)	Limit (dBuV/m)	Height (cm)	Angle (deg)	Remark (QP/PK/AV)
1	*	11020.000	41.84	18.92	60.76	-13.24	74.00	100	252	Peak
2	*	11020.000	31.36	18.92	50.28	-3.72	54.00	100	252	Average
3		16530.000	34.16	20.84	55.00	-13.20	68.20	100	224	Peak

Note:

1. " *", means this data is the worst emission level.
2. C.F (Correction Factor) = Antenna Factor (dB/m) + Cable Loss (dB) – Preamplifier(dB).
3. Measurement (dBuV/m) = Reading(dBuV) + C.F (Correction Factor).
4. The emission levels of other frequencies are very lower than the limit and not show in test report.

EUT	AX3000 Wi-Fi 6 Portable Router	Date of Test	2024-08-29
Factor	BBHA 9120D	Temp. / Humidity	24°C /58%
Polarity	Horizontal	Site / Test Engineer	AC1 / Todd
Test Mode	802.11ac-40MHz_TX_Band3_CH 110_ANT 1+2+3	Test Voltage	AC 120V/60Hz

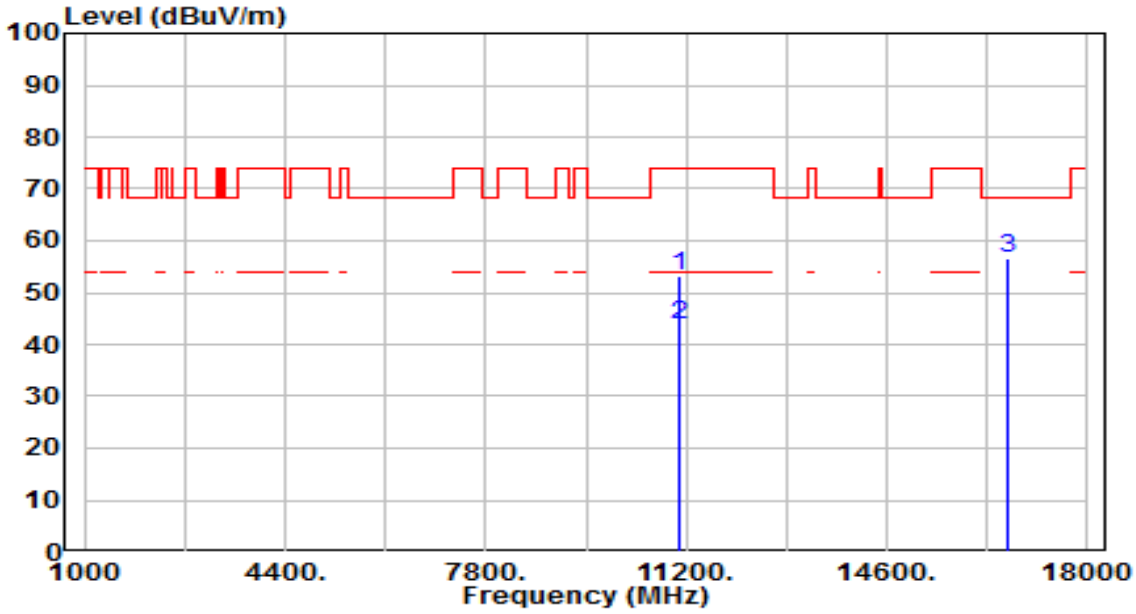

No		Frequency (MHz)	Reading (dBuV)	C.F (dB/m)	Measurement (dBuV/m)	Margin (dB)	Limit (dBuV/m)	Height (cm)	Angle (deg)	Remark (QP/PK/AV)
1		11100.000	34.19	19.07	53.26	-20.74	74.00	100	75	Peak
2	*	11100.000	24.80	19.07	43.87	-10.13	54.00	100	75	Average
3	*	16650.000	34.84	21.65	56.49	-11.71	68.20	100	153	Peak

Note:

1. " *", means this data is the worst emission level.
2. C.F (Correction Factor) = Antenna Factor (dB/m) + Cable Loss (dB) – Preamplifier(dB).
3. Measurement (dBuV/m) = Reading(dBuV) + C.F (Correction Factor).
4. The emission levels of other frequencies are very lower than the limit and not show in test report.

EUT	AX3000 Wi-Fi 6 Portable Router	Date of Test	2024-08-29
Factor	BBHA 9120D	Temp. / Humidity	24°C /58%
Polarity	Vertical	Site / Test Engineer	AC1 / Todd
Test Mode	802.11ac-40MHz_TX_Band3_CH 110_ANT 1+2+3	Test Voltage	AC 120V/60Hz

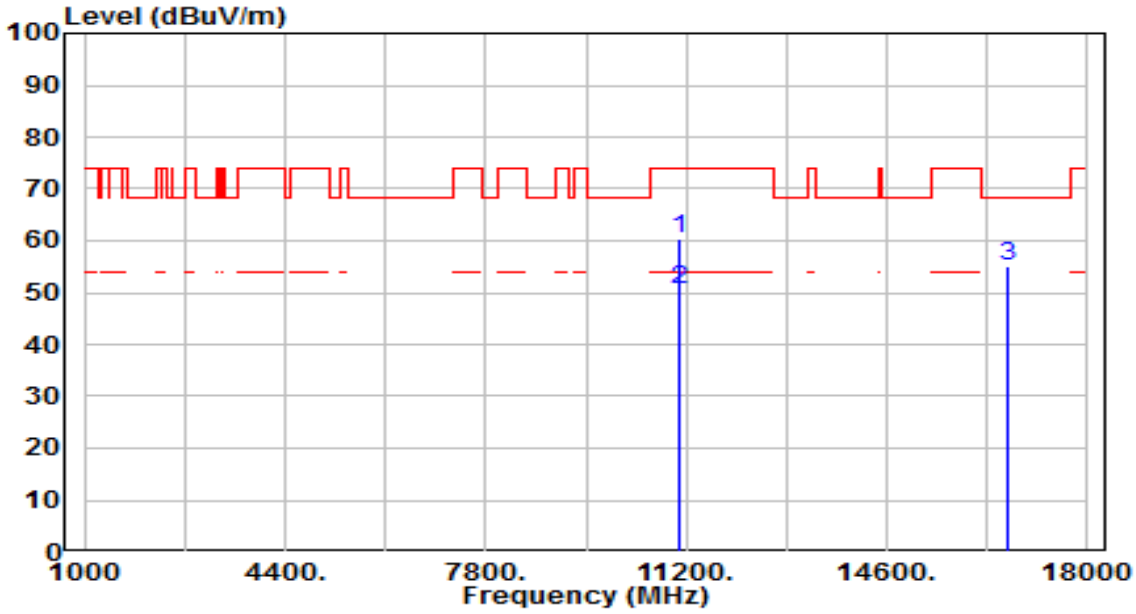

No		Frequency (MHz)	Reading (dBuV)	C.F (dB/m)	Measurement (dBuV/m)	Margin (dB)	Limit (dBuV/m)	Height (cm)	Angle (deg)	Remark (QP/PK/AV)
1		11100.000	41.16	19.07	60.23	-13.77	74.00	100	94	Peak
2	*	11100.000	31.50	19.07	50.57	-3.43	54.00	100	94	Average
3	*	16650.000	33.60	21.65	55.25	-12.95	68.20	100	134	Peak

Note:

1. " *", means this data is the worst emission level.
2. C.F (Correction Factor) = Antenna Factor (dB/m) + Cable Loss (dB) – Preamplifier(dB).
3. Measurement (dBuV/m) = Reading(dBuV) + C.F (Correction Factor).
4. The emission levels of other frequencies are very lower than the limit and not show in test report.

EUT	AX3000 Wi-Fi 6 Portable Router	Date of Test	2024-08-29
Factor	BBHA 9120D	Temp. / Humidity	24°C /58%
Polarity	Horizontal	Site / Test Engineer	AC1 / Todd
Test Mode	802.11ac-40MHz_TX_Band3_CH 134_ANT 1+2+3	Test Voltage	AC 120V/60Hz

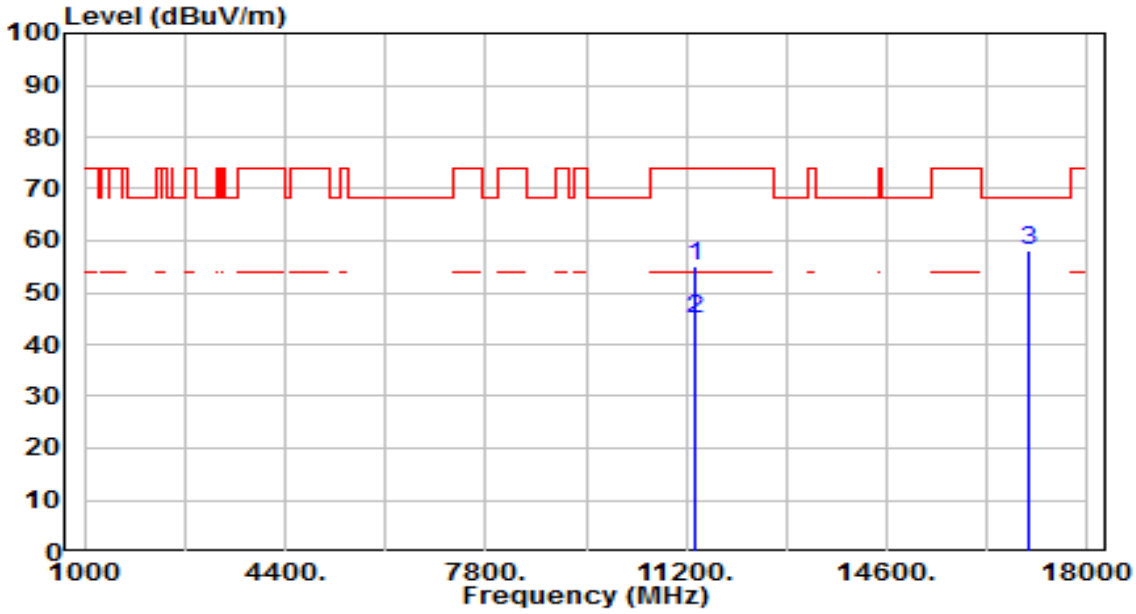

No		Frequency (MHz)	Reading (dBuV)	C.F (dB/m)	Measurement (dBuV/m)	Margin (dB)	Limit (dBuV/m)	Height (cm)	Angle (deg)	Remark (QP/PK/AV)
1		11340.000	35.49	19.54	55.03	-18.97	74.00	100	94	Peak
2	*	11340.000	25.20	19.54	44.74	-9.26	54.00	100	94	Average
3	*	17010.000	33.88	24.09	57.97	-10.23	68.20	100	197	Peak

Note:

1. " *", means this data is the worst emission level.
2. C.F (Correction Factor) = Antenna Factor (dB/m) + Cable Loss (dB) – Preamplifier(dB).
3. Measurement (dBuV/m) = Reading(dBuV) + C.F (Correction Factor).
4. The emission levels of other frequencies are very lower than the limit and not show in test report.

EUT	AX3000 Wi-Fi 6 Portable Router	Date of Test	2024-08-29
Factor	BBHA 9120D	Temp. / Humidity	24°C /58%
Polarity	Vertical	Site / Test Engineer	AC1 / Todd
Test Mode	802.11ac-40MHz_TX_Band3_CH 134_ANT 1+2+3	Test Voltage	AC 120V/60Hz

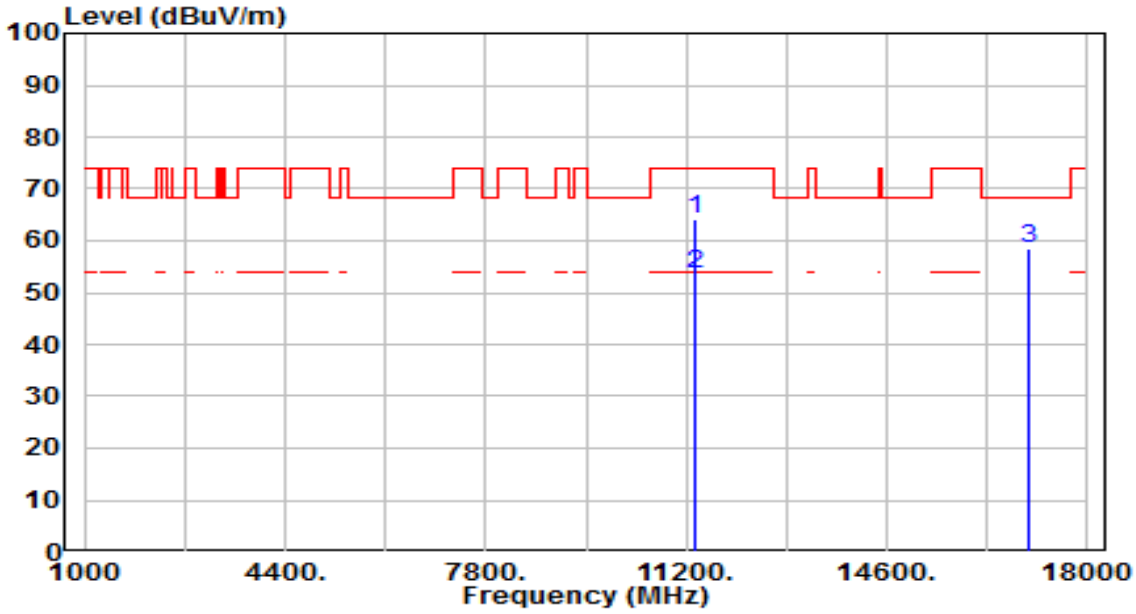

No		Frequency (MHz)	Reading (dBuV)	C.F (dB/m)	Measurement (dBuV/m)	Margin (dB)	Limit (dBuV/m)	Height (cm)	Angle (deg)	Remark (QP/PK/AV)
1		11340.000	44.57	19.54	64.11	-9.89	74.00	100	73	Peak
2	*	11340.000	34.29	19.54	53.83	-0.17	54.00	100	73	Average
3	*	17010.000	34.47	24.09	58.56	-9.64	68.20	100	262	Peak

Note:

1. " *", means this data is the worst emission level.
2. C.F (Correction Factor) = Antenna Factor (dB/m) + Cable Loss (dB) – Preamplifier(dB).
3. Measurement (dBuV/m) = Reading(dBuV) + C.F (Correction Factor).
4. The emission levels of other frequencies are very lower than the limit and not show in test report.

EUT	AX3000 Wi-Fi 6 Portable Router	Date of Test	2024-08-29
Factor	BBHA 9120D	Temp. / Humidity	24°C /58%
Polarity	Horizontal	Site / Test Engineer	AC1 / Todd
Test Mode	802.11ac-40MHz_TX_Band3_CH 142_ANT 1+2+3	Test Voltage	AC 120V/60Hz

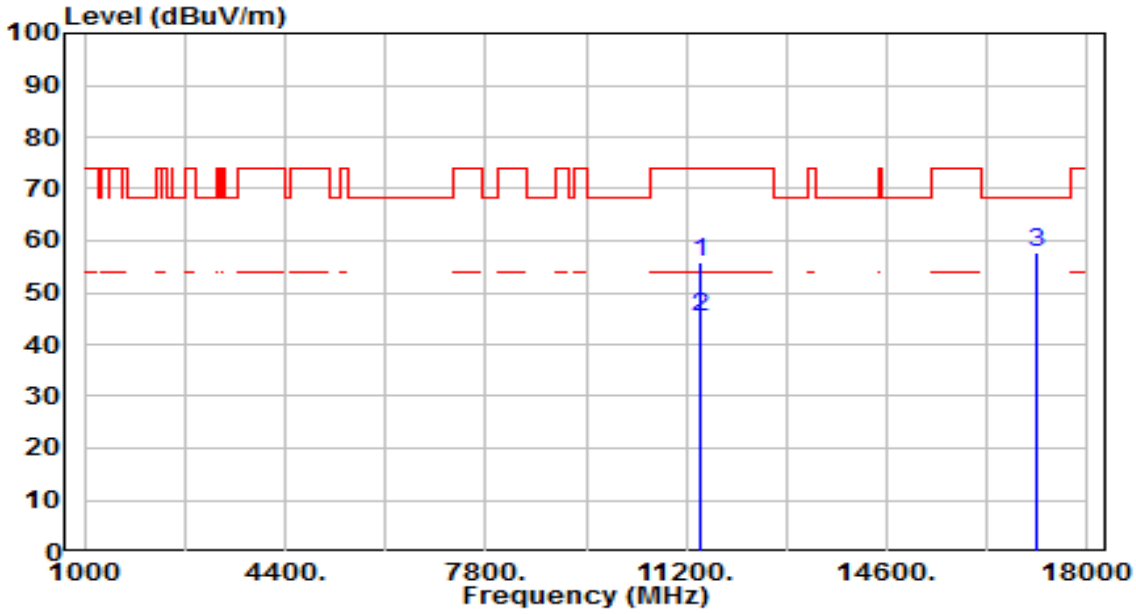

No		Frequency (MHz)	Reading (dBuV)	C.F (dB/m)	Measurement (dBuV/m)	Margin (dB)	Limit (dBuV/m)	Height (cm)	Angle (deg)	Remark (QP/PK/AV)
1		11420.000	36.08	19.69	55.77	-18.23	74.00	100	115	Peak
2	*	11420.000	25.60	19.69	45.29	-8.71	54.00	100	115	Average
3	*	17130.000	32.70	24.98	57.68	-10.52	68.20	100	331	Peak

Note:

1. " *", means this data is the worst emission level.
2. C.F (Correction Factor) = Antenna Factor (dB/m) + Cable Loss (dB) – Preamplifier(dB).
3. Measurement (dBuV/m) = Reading(dBuV) + C.F (Correction Factor).
4. The emission levels of other frequencies are very lower than the limit and not show in test report.

EUT	AX3000 Wi-Fi 6 Portable Router	Date of Test	2024-08-29
Factor	BBHA 9120D	Temp. / Humidity	24°C /58%
Polarity	Vertical	Site / Test Engineer	AC1 / Todd
Test Mode	802.11ac-40MHz_TX_Band3_CH 142_ANT 1+2+3	Test Voltage	AC 120V/60Hz

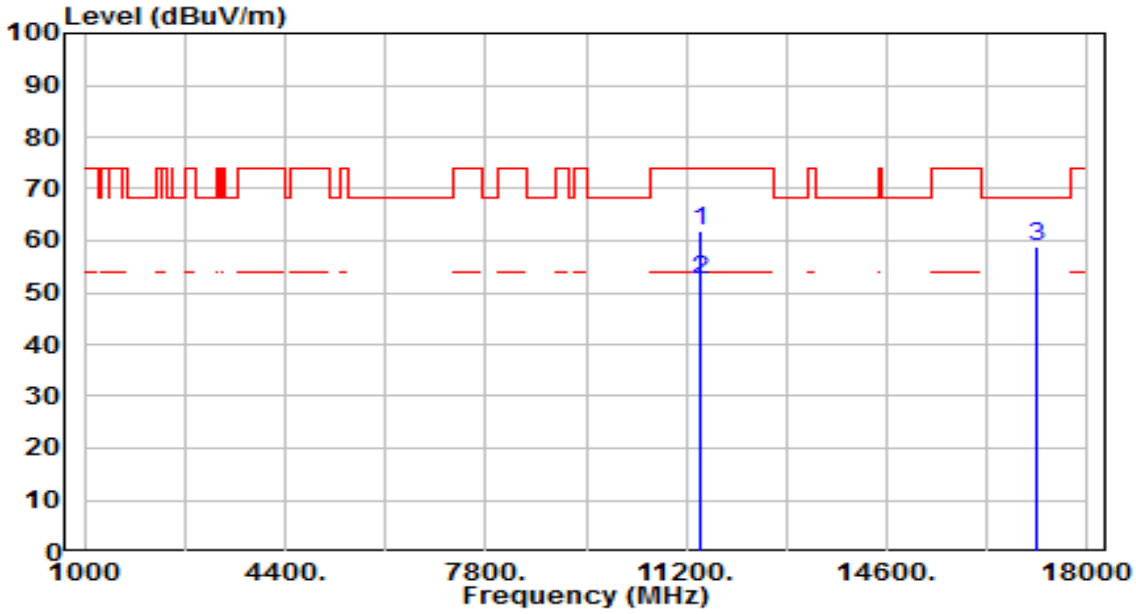

No		Frequency (MHz)	Reading (dBuV)	C.F (dB/m)	Measurement (dBuV/m)	Margin (dB)	Limit (dBuV/m)	Height (cm)	Angle (deg)	Remark (QP/PK/AV)
1		11420.000	42.34	19.69	62.03	-11.97	74.00	100	135	Peak
2	*	11420.000	32.70	19.69	52.39	-1.61	54.00	100	135	Average
3	*	17130.000	34.01	24.98	59.00	-9.20	68.20	100	177	Peak

Note:

1. " *", means this data is the worst emission level.
2. C.F (Correction Factor) = Antenna Factor (dB/m) + Cable Loss (dB) – Preamplifier(dB).
3. Measurement (dBuV/m) = Reading(dBuV) + C.F (Correction Factor).
4. The emission levels of other frequencies are very lower than the limit and not show in test report.

EUT	AX3000 Wi-Fi 6 Portable Router	Date of Test	2024-08-29
Factor	BBHA 9120D	Temp. / Humidity	25°C /62%
Polarity	Horizontal	Site / Test Engineer	AC1 / Todd
Test Mode	802.11ac-40MHz_TX_Band4_CH 151_ANT 1+2+3	Test Voltage	AC 120V/60Hz

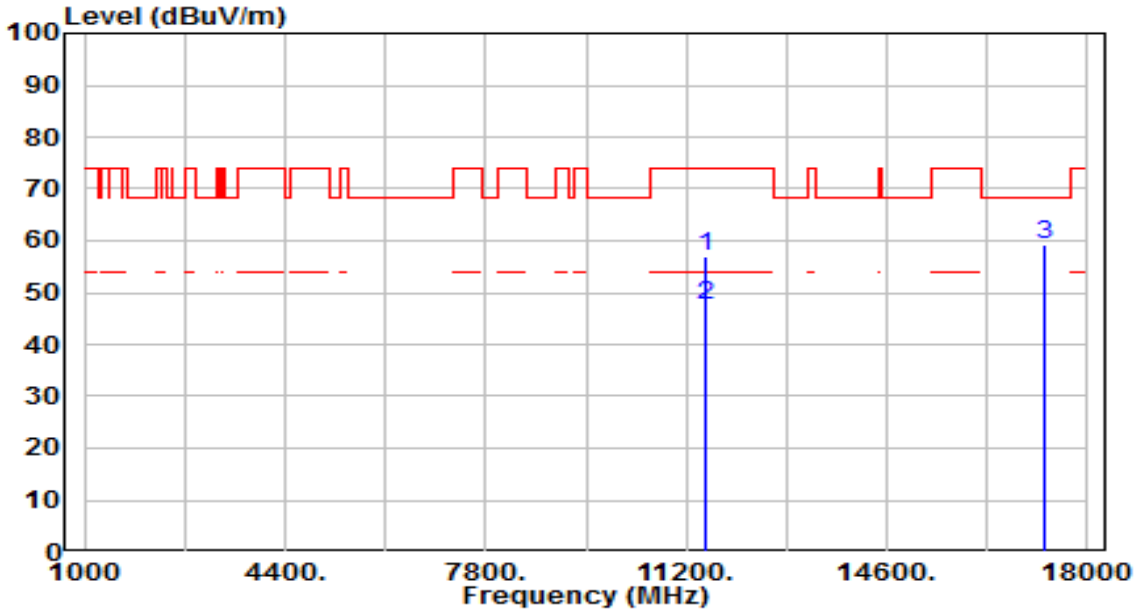

No		Frequency (MHz)	Reading (dBuV)	C.F (dB/m)	Measurement (dBuV/m)	Margin (dB)	Limit (dBuV/m)	Height (cm)	Angle (deg)	Remark (QP/PK/AV)
1		11510.000	37.00	19.83	56.83	-17.17	74.00	100	133	Peak
2	*	11510.000	27.80	19.83	47.63	-6.37	54.00	100	133	Average
3	*	17265.000	33.43	25.99	59.42	-8.78	68.20	100	297	Peak

Note:

1. " *", means this data is the worst emission level.
2. C.F (Correction Factor) = Antenna Factor (dB/m) + Cable Loss (dB) – Preamplifier(dB).
3. Measurement (dBuV/m) = Reading(dBuV) + C.F (Correction Factor).
4. The emission levels of other frequencies are very lower than the limit and not show in test report.

EUT	AX3000 Wi-Fi 6 Portable Router	Date of Test	2024-08-29
Factor	BBHA 9120D	Temp. / Humidity	25°C /62%
Polarity	Vertical	Site / Test Engineer	AC1 / Todd
Test Mode	802.11ac-40MHz_TX_Band4_CH 151_ANT 1+2+3	Test Voltage	AC 120V/60Hz

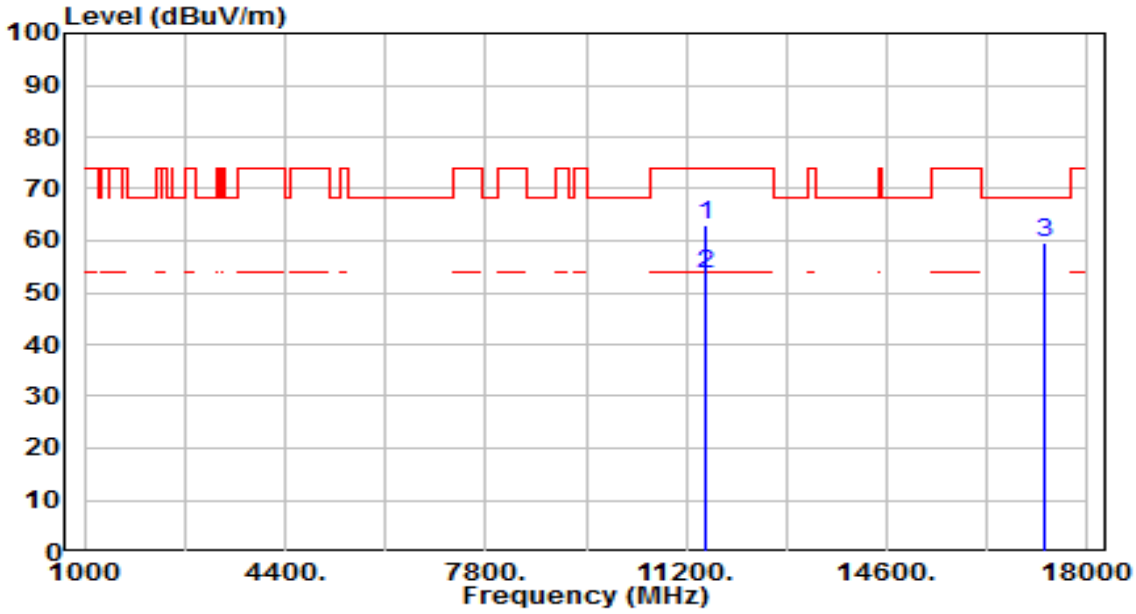

No		Frequency (MHz)	Reading (dBuV)	C.F (dB/m)	Measurement (dBuV/m)	Margin (dB)	Limit (dBuV/m)	Height (cm)	Angle (deg)	Remark (QP/PK/AV)
1		11510.000	43.09	19.83	62.92	-11.08	74.00	100	74	Peak
2	*	11510.000	34.06	19.83	53.89	-0.11	54.00	100	74	Average
3	*	17265.000	33.73	25.99	59.71	-8.49	68.20	100	25	Peak

Note:

1. " *", means this data is the worst emission level.
2. C.F (Correction Factor) = Antenna Factor (dB/m) + Cable Loss (dB) – Preamplifier(dB).
3. Measurement (dBuV/m) = Reading(dBuV) + C.F (Correction Factor).
4. The emission levels of other frequencies are very lower than the limit and not show in test report.

EUT	AX3000 Wi-Fi 6 Portable Router	Date of Test	2024-08-29
Factor	BBHA 9120D	Temp. / Humidity	25°C /62%
Polarity	Horizontal	Site / Test Engineer	AC1 / Todd
Test Mode	802.11ac-40MHz_TX_Band4_CH 159_ANT 1+2+3	Test Voltage	AC 120V/60Hz

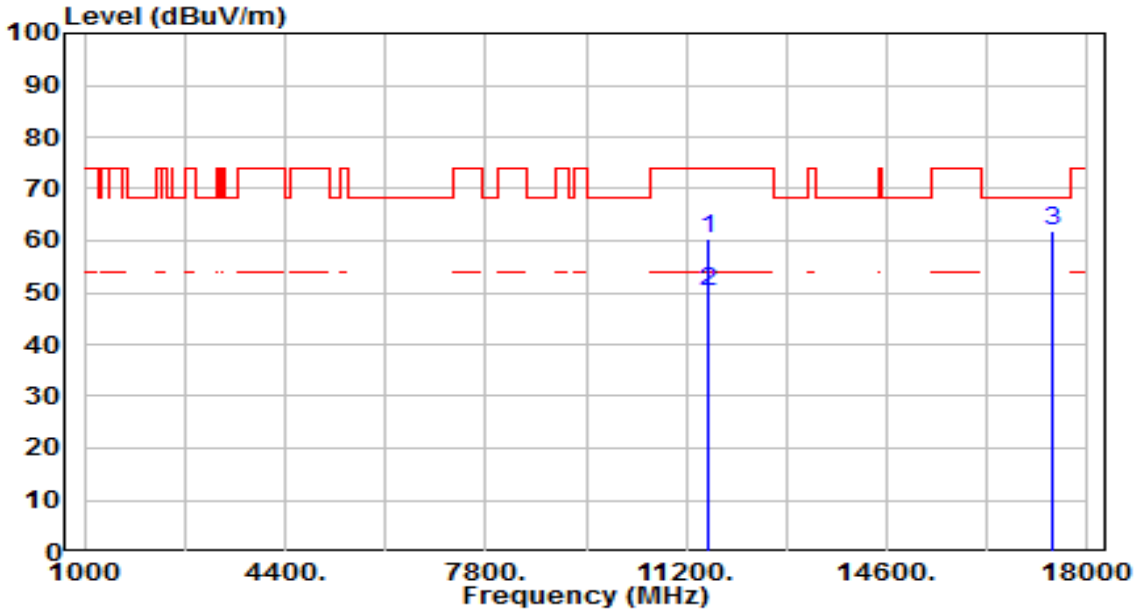

No		Frequency (MHz)	Reading (dBuV)	C.F (dB/m)	Measurement (dBuV/m)	Margin (dB)	Limit (dBuV/m)	Height (cm)	Angle (deg)	Remark (QP/PK/AV)
1		11590.000	40.76	19.68	60.44	-13.56	74.00	100	131	Peak
2	*	11590.000	30.60	19.68	50.28	-3.72	54.00	100	131	Average
3	*	17385.000	35.07	26.88	61.94	-6.26	68.20	100	20	Peak

Note:

1. " *", means this data is the worst emission level.
2. C.F (Correction Factor) = Antenna Factor (dB/m) + Cable Loss (dB) – Preamplifier(dB).
3. Measurement (dBuV/m) = Reading(dBuV) + C.F (Correction Factor).
4. The emission levels of other frequencies are very lower than the limit and not show in test report.

EUT	AX3000 Wi-Fi 6 Portable Router	Date of Test	2024-08-29
Factor	BBHA 9120D	Temp. / Humidity	25°C /62%
Polarity	Vertical	Site / Test Engineer	AC1 / Todd
Test Mode	802.11ac-40MHz_TX_Band4_CH 159_ANT 1+2+3	Test Voltage	AC 120V/60Hz

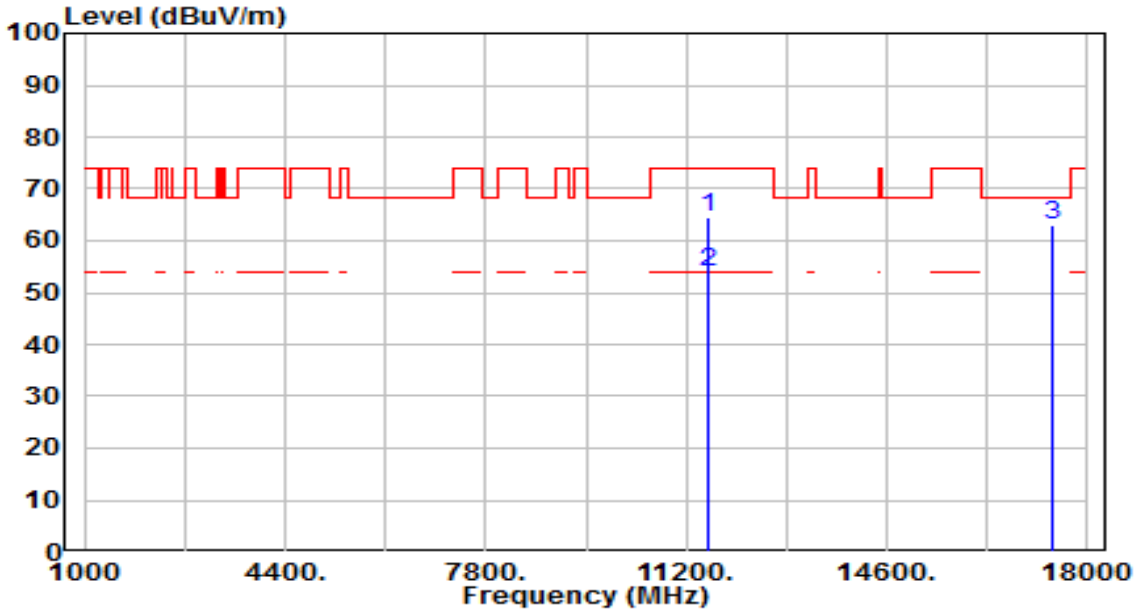

No		Frequency (MHz)	Reading (dBuV)	C.F (dB/m)	Measurement (dBuV/m)	Margin (dB)	Limit (dBuV/m)	Height (cm)	Angle (deg)	Remark (QP/PK/AV)
1		11590.000	44.79	19.68	64.47	-9.53	74.00	100	63	Peak
2	*	11590.000	34.19	19.68	53.87	-0.13	54.00	100	63	Average
3	*	17385.000	36.10	26.88	62.98	-5.22	68.20	100	67	Peak

Note:

1. " *", means this data is the worst emission level.
2. C.F (Correction Factor) = Antenna Factor (dB/m) + Cable Loss (dB) – Preamplifier(dB).
3. Measurement (dBuV/m) = Reading(dBuV) + C.F (Correction Factor).
4. The emission levels of other frequencies are very lower than the limit and not show in test report.

EUT	AX3000 Wi-Fi 6 Portable Router	Date of Test	2024-08-29
Factor	BBHA 9120D	Temp. / Humidity	25°C /62%
Polarity	Horizontal	Site / Test Engineer	AC1 / Todd
Test Mode	802.11ac-80MHz_TX_Band1_CH 42_ANT 1+2+3	Test Voltage	AC 120V/60Hz

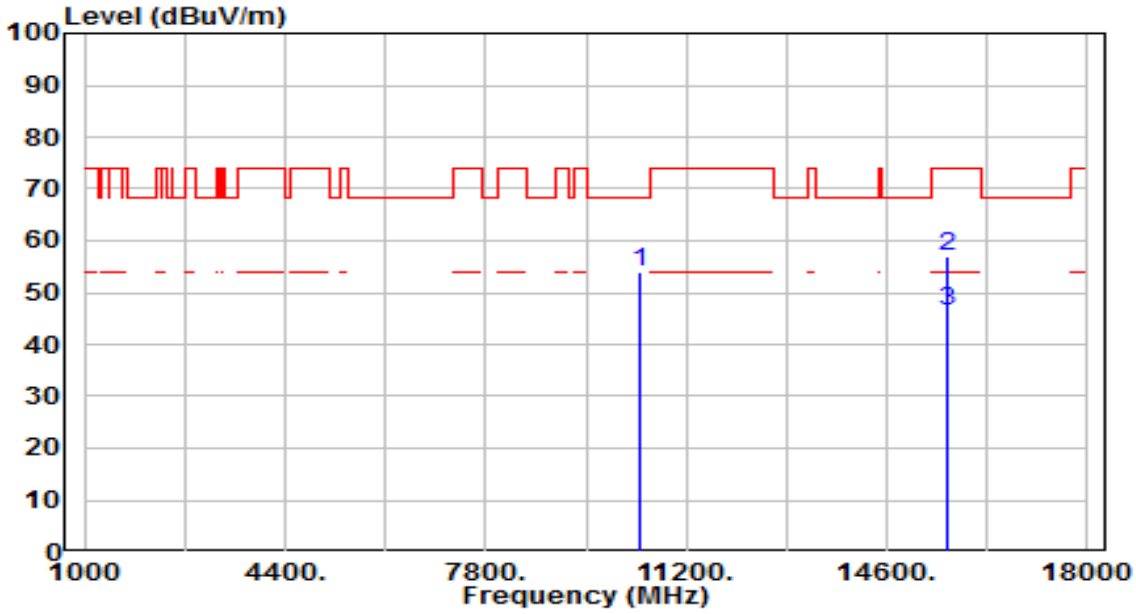

No		Frequency (MHz)	Reading (dBuV)	C.F (dB/m)	Measurement (dBuV/m)	Margin (dB)	Limit (dBuV/m)	Height (cm)	Angle (deg)	Remark (QP/PK/AV)
1	*	10420.000	35.77	18.11	53.88	-14.32	68.20	100	94	Peak
2		15630.000	36.01	20.87	56.88	-17.12	74.00	100	52	Peak
3	*	15630.000	25.40	20.87	46.27	-7.73	54.00	100	52	Average

Note:

1. " *", means this data is the worst emission level.
2. C.F (Correction Factor) = Antenna Factor (dB/m) + Cable Loss (dB) – Preamplifier(dB).
3. Measurement (dBuV/m) = Reading(dBuV) + C.F (Correction Factor).
4. The emission levels of other frequencies are very lower than the limit and not show in test report.

EUT	AX3000 Wi-Fi 6 Portable Router	Date of Test	2024-08-29
Factor	BBHA 9120D	Temp. / Humidity	25°C /62%
Polarity	Vertical	Site / Test Engineer	AC1 / Todd
Test Mode	802.11ac-80MHz_TX_Band1_CH 42_ANT 1+2+3	Test Voltage	AC 120V/60Hz

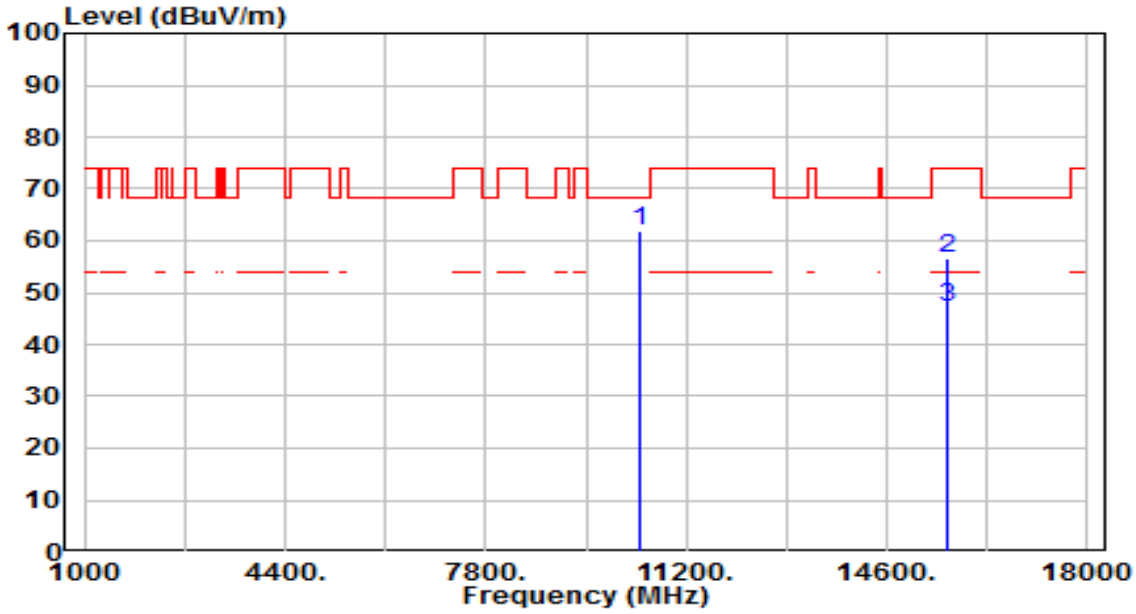

No		Frequency (MHz)	Reading (dBuV)	C.F (dB/m)	Measurement (dBuV/m)	Margin (dB)	Limit (dBuV/m)	Height (cm)	Angle (deg)	Remark (QP/PK/AV)
1	*	10420.000	43.64	18.11	61.75	-6.45	68.20	100	83	Peak
2		15630.000	35.84	20.87	56.71	-17.29	74.00	100	132	Peak
3	*	15630.000	26.20	20.87	47.07	-6.93	54.00	100	132	Average

Note:

1. " *", means this data is the worst emission level.
2. C.F (Correction Factor) = Antenna Factor (dB/m) + Cable Loss (dB) – Preamplifier(dB).
3. Measurement (dBuV/m) = Reading(dBuV) + C.F (Correction Factor).
4. The emission levels of other frequencies are very lower than the limit and not show in test report.

EUT	AX3000 Wi-Fi 6 Portable Router	Date of Test	2024-08-29
Factor	BBHA 9120D	Temp. / Humidity	24°C /58%
Polarity	Horizontal	Site / Test Engineer	AC1 / Todd
Test Mode	802.11ac-80MHz_TX_Band2_CH 58_ANT 1+2+3	Test Voltage	AC 120V/60Hz

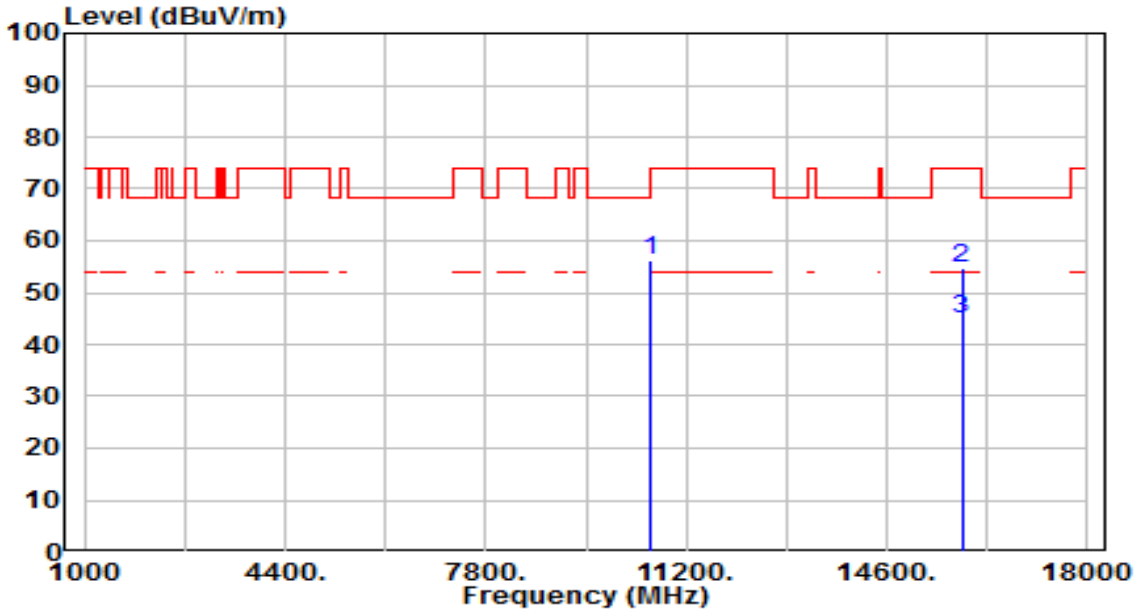

No		Frequency (MHz)	Reading (dBuV)	C.F (dB/m)	Measurement (dBuV/m)	Margin (dB)	Limit (dBuV/m)	Height (cm)	Angle (deg)	Remark (QP/PK/AV)
1	*	10580.000	37.73	18.51	56.24	-11.96	68.20	100	13	Peak
2		15870.000	34.52	20.14	54.66	-19.34	74.00	100	24	Peak
3	*	15870.000	24.80	20.14	44.94	-9.06	54.00	100	24	Average

Note:

1. " *", means this data is the worst emission level.
2. C.F (Correction Factor) = Antenna Factor (dB/m) + Cable Loss (dB) – Preamplifier(dB).
3. Measurement (dBuV/m) = Reading(dBuV) + C.F (Correction Factor).
4. The emission levels of other frequencies are very lower than the limit and not show in test report.

EUT	AX3000 Wi-Fi 6 Portable Router	Date of Test	2024-08-29
Factor	BBHA 9120D	Temp. / Humidity	24°C /58%
Polarity	Vertical	Site / Test Engineer	AC1 / Todd
Test Mode	802.11ac-80MHz_TX_Band2_CH 58_ANT 1+2+3	Test Voltage	AC 120V/60Hz

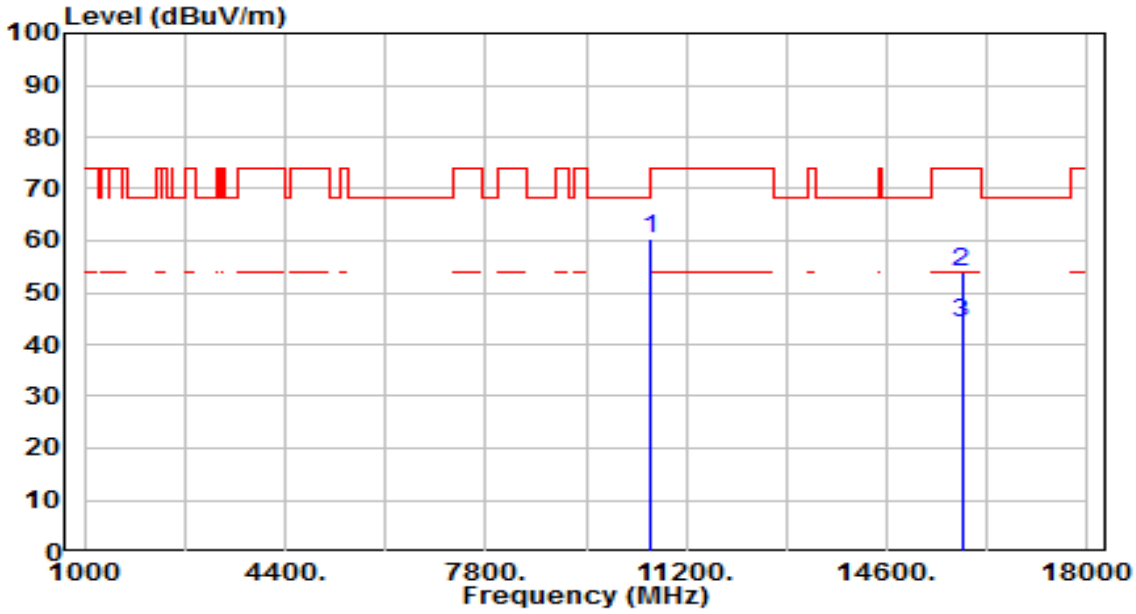

No		Frequency (MHz)	Reading (dBuV)	C.F (dB/m)	Measurement (dBuV/m)	Margin (dB)	Limit (dBuV/m)	Height (cm)	Angle (deg)	Remark (QP/PK/AV)
1	*	10580.000	41.83	18.51	60.34	-7.86	68.20	100	93	Peak
2		15870.000	33.70	20.14	53.83	-20.17	74.00	100	89	Peak
3	*	15870.000	24.00	20.14	44.14	-9.86	54.00	100	89	Average

Note:

1. " *", means this data is the worst emission level.
2. C.F (Correction Factor) = Antenna Factor (dB/m) + Cable Loss (dB) – Preamplifier(dB).
3. Measurement (dBuV/m) = Reading(dBuV) + C.F (Correction Factor).
4. The emission levels of other frequencies are very lower than the limit and not show in test report.

EUT	AX3000 Wi-Fi 6 Portable Router	Date of Test	2024-08-29
Factor	BBHA 9120D	Temp. / Humidity	24°C /58%
Polarity	Horizontal	Site / Test Engineer	AC1 / Todd
Test Mode	802.11ac-80MHz_TX_Band3_CH 106_ANT 1+2+3	Test Voltage	AC 120V/60Hz

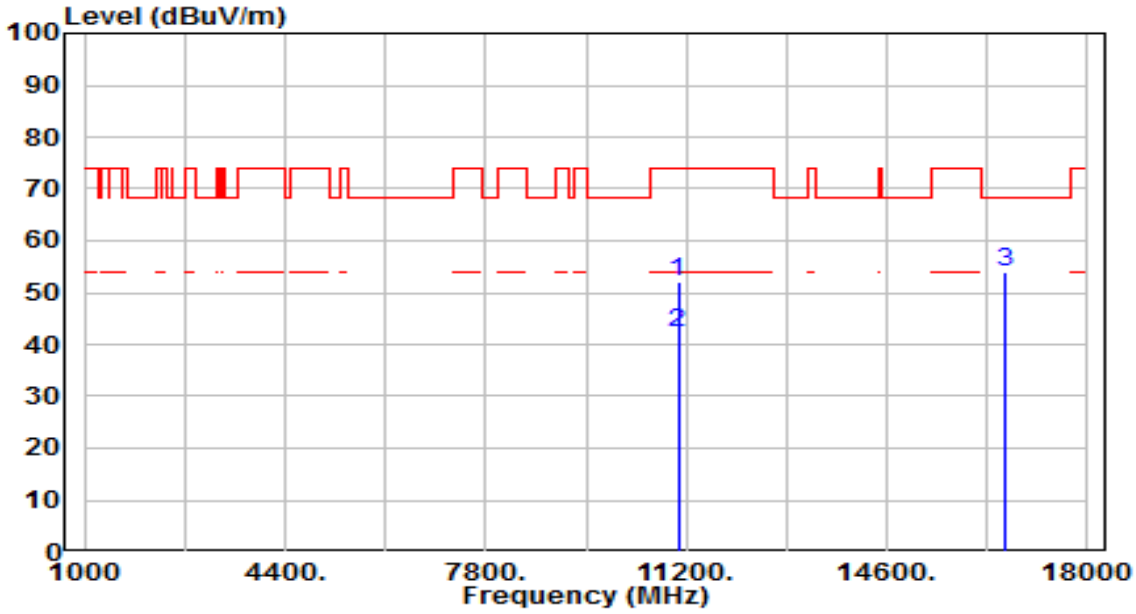

No		Frequency (MHz)	Reading (dBuV)	C.F (dB/m)	Measurement (dBuV/m)	Margin (dB)	Limit (dBuV/m)	Height (cm)	Angle (deg)	Remark (QP/PK/AV)
1		11060.000	32.95	19.00	51.95	-22.05	74.00	100	232	Peak
2	*	11060.000	23.40	19.00	42.40	-11.60	54.00	100	232	Average
3	*	16590.000	32.69	21.24	53.93	-14.27	68.20	100	324	Peak

Note:

1. " *", means this data is the worst emission level.
2. C.F (Correction Factor) = Antenna Factor (dB/m) + Cable Loss (dB) – Preamplifier(dB).
3. Measurement (dBuV/m) = Reading(dBuV) + C.F (Correction Factor).
4. The emission levels of other frequencies are very lower than the limit and not show in test report.

EUT	AX3000 Wi-Fi 6 Portable Router	Date of Test	2024-08-29
Factor	BBHA 9120D	Temp. / Humidity	24°C /58%
Polarity	Vertical	Site / Test Engineer	AC1 / Todd
Test Mode	802.11ac-80MHz_TX_Band3_CH 106_ANT 1+2+3	Test Voltage	AC 120V/60Hz

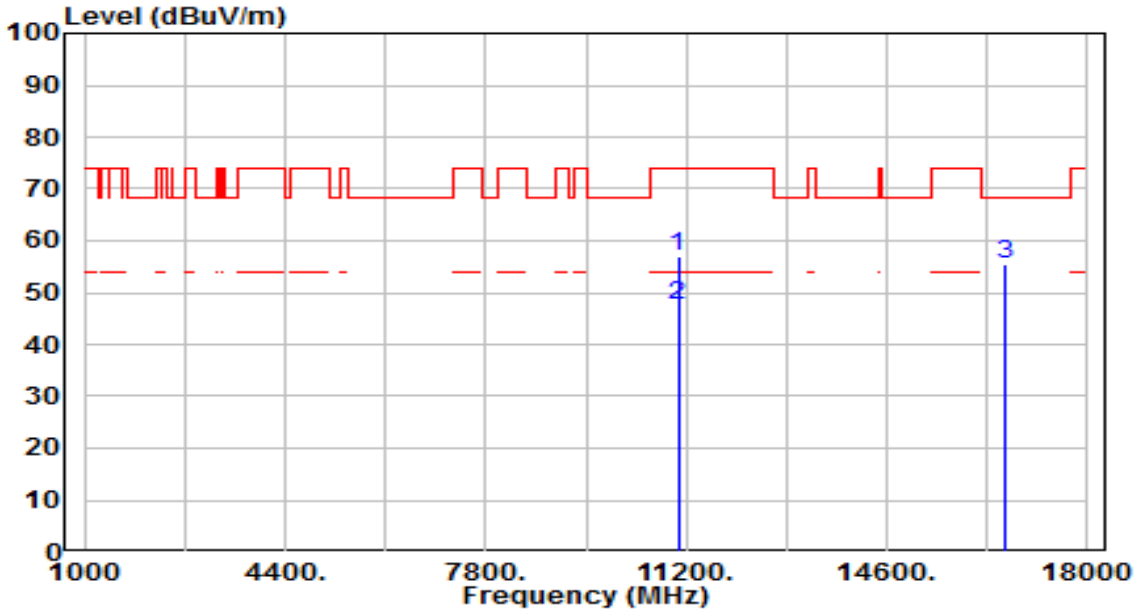

No		Frequency (MHz)	Reading (dBuV)	C.F (dB/m)	Measurement (dBuV/m)	Margin (dB)	Limit (dBuV/m)	Height (cm)	Angle (deg)	Remark (QP/PK/AV)
1		11060.000	38.12	19.00	57.12	-16.88	74.00	100	266	Peak
2	*	11060.000	28.70	19.00	47.70	-6.30	54.00	100	266	Average
3	*	16590.000	34.33	21.24	55.58	-12.62	68.20	100	360	Peak

Note:

1. " *", means this data is the worst emission level.
2. C.F (Correction Factor) = Antenna Factor (dB/m) + Cable Loss (dB) – Preamplifier(dB).
3. Measurement (dBuV/m) = Reading(dBuV) + C.F (Correction Factor).
4. The emission levels of other frequencies are very lower than the limit and not show in test report.

EUT	AX3000 Wi-Fi 6 Portable Router	Date of Test	2024-08-29
Factor	BBHA 9120D	Temp. / Humidity	24°C /58%
Polarity	Horizontal	Site / Test Engineer	AC1 / Todd
Test Mode	802.11ac-80MHz_TX_Band3_CH 122_ANT 1+2+3	Test Voltage	AC 120V/60Hz

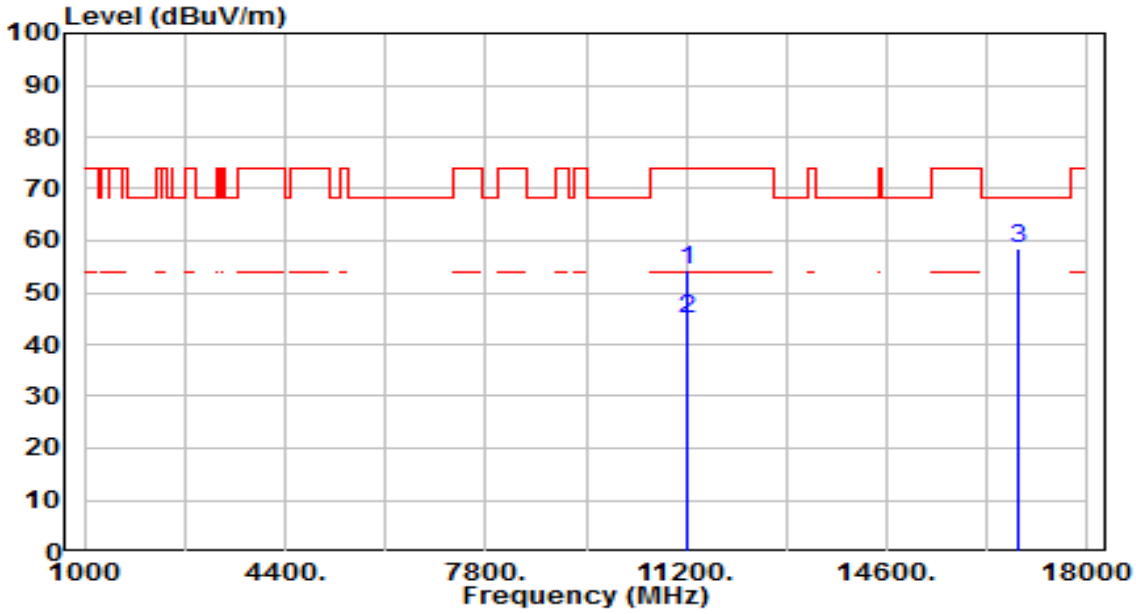

No		Frequency (MHz)	Reading (dBuV)	C.F (dB/m)	Measurement (dBuV/m)	Margin (dB)	Limit (dBuV/m)	Height (cm)	Angle (deg)	Remark (QP/PK/AV)
1		11220.000	34.98	19.31	54.28	-19.72	74.00	100	91	Peak
2	*	11220.000	25.50	19.31	44.81	-9.19	54.00	100	91	Average
3	*	16830.000	35.59	22.87	58.46	-9.74	68.20	100	232	Peak

Note:

1. " *", means this data is the worst emission level.
2. C.F (Correction Factor) = Antenna Factor (dB/m) + Cable Loss (dB) – Preamplifier(dB).
3. Measurement (dBuV/m) = Reading(dBuV) + C.F (Correction Factor).
4. The emission levels of other frequencies are very lower than the limit and not show in test report.

EUT	AX3000 Wi-Fi 6 Portable Router	Date of Test	2024-08-29
Factor	BBHA 9120D	Temp. / Humidity	24°C /58%
Polarity	Vertical	Site / Test Engineer	AC1 / Todd
Test Mode	802.11ac-80MHz_TX_Band3_CH 122_ANT 1+2+3	Test Voltage	AC 120V/60Hz

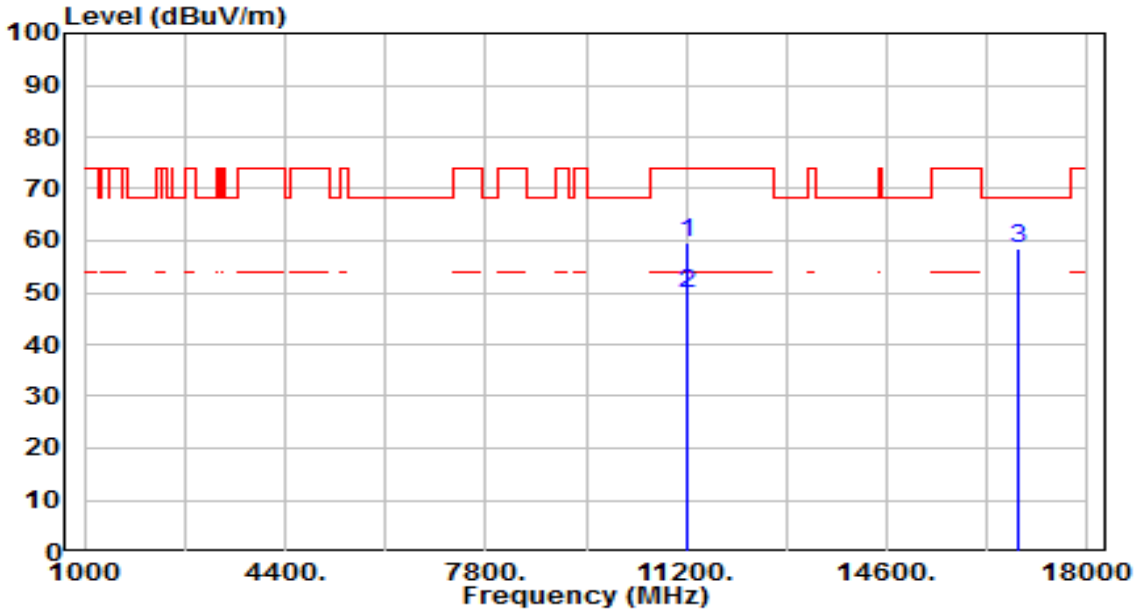

No		Frequency (MHz)	Reading (dBuV)	C.F (dB/m)	Measurement (dBuV/m)	Margin (dB)	Limit (dBuV/m)	Height (cm)	Angle (deg)	Remark (QP/PK/AV)
1		11220.000	40.31	19.31	59.61	-14.39	74.00	100	139	Peak
2	*	11220.000	30.50	19.31	49.81	-4.19	54.00	100	139	Average
3	*	16830.000	35.79	22.87	58.66	-9.54	68.20	100	39	Peak

Note:

1. " *", means this data is the worst emission level.
2. C.F (Correction Factor) = Antenna Factor (dB/m) + Cable Loss (dB) – Preamplifier(dB).
3. Measurement (dBuV/m) = Reading(dBuV) + C.F (Correction Factor).
4. The emission levels of other frequencies are very lower than the limit and not show in test report.

EUT	AX3000 Wi-Fi 6 Portable Router	Date of Test	2024-08-29
Factor	BBHA 9120D	Temp. / Humidity	24°C /58%
Polarity	Horizontal	Site / Test Engineer	AC1 / Todd
Test Mode	802.11ac-80MHz_TX_Band3_CH 138_ANT 1+2+3	Test Voltage	AC 120V/60Hz

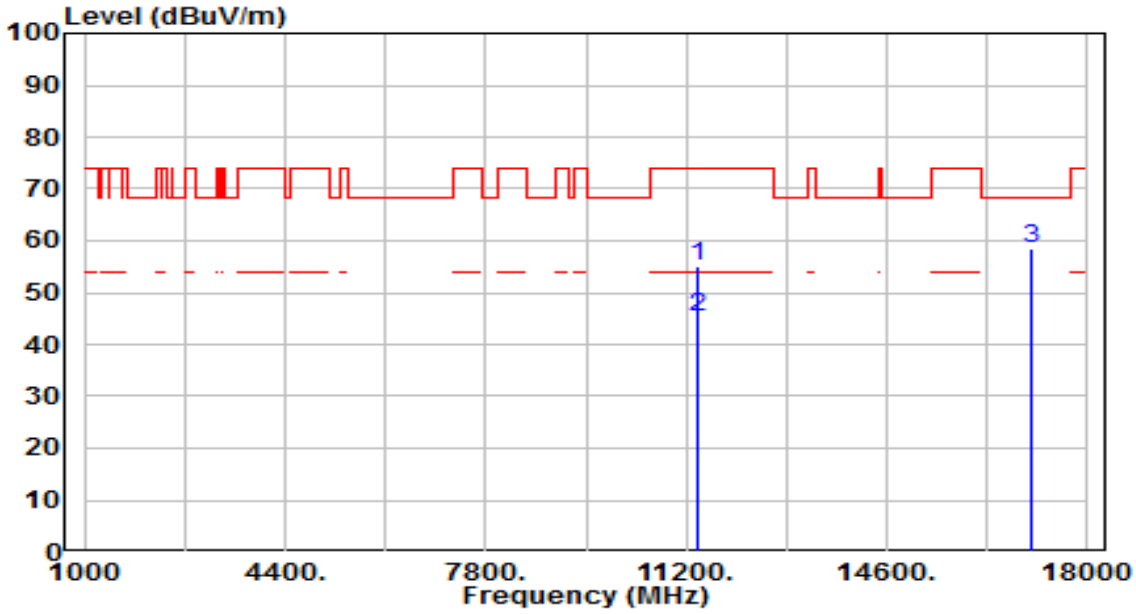

No		Frequency (MHz)	Reading (dBuV)	C.F (dB/m)	Measurement (dBuV/m)	Margin (dB)	Limit (dBuV/m)	Height (cm)	Angle (deg)	Remark (QP/PK/AV)
1		11380.000	35.41	19.62	55.03	-18.97	74.00	100	165	Peak
2	*	11380.000	25.80	19.62	45.42	-8.58	54.00	100	165	Average
3	*	17070.000	34.00	24.54	58.53	-9.67	68.20	100	196	Peak

Note:

1. " *", means this data is the worst emission level.
2. C.F (Correction Factor) = Antenna Factor (dB/m) + Cable Loss (dB) – Preamplifier(dB).
3. Measurement (dBuV/m) = Reading(dBuV) + C.F (Correction Factor).
4. The emission levels of other frequencies are very lower than the limit and not show in test report.

EUT	AX3000 Wi-Fi 6 Portable Router	Date of Test	2024-08-29
Factor	BBHA 9120D	Temp. / Humidity	24°C /58%
Polarity	Vertical	Site / Test Engineer	AC1 / Todd
Test Mode	802.11ac-80MHz_TX_Band3_CH 138_ANT 1+2+3	Test Voltage	AC 120V/60Hz

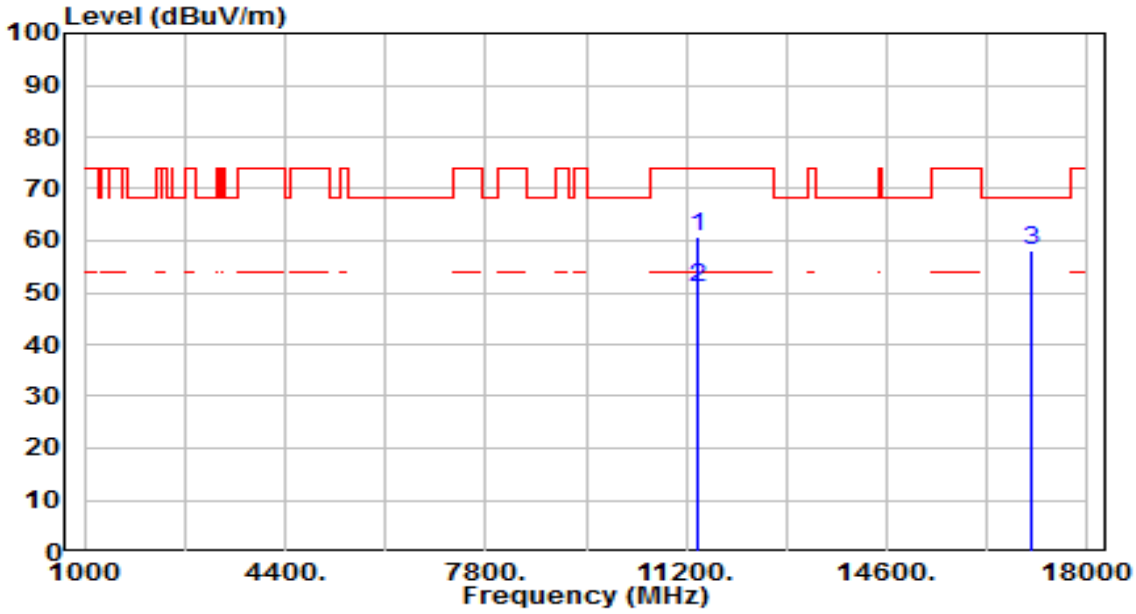

No		Frequency (MHz)	Reading (dBuV)	C.F (dB/m)	Measurement (dBuV/m)	Margin (dB)	Limit (dBuV/m)	Height (cm)	Angle (deg)	Remark (QP/PK/AV)
1		11380.000	41.03	19.62	60.65	-13.35	74.00	100	135	Peak
2	*	11380.000	31.40	19.62	51.02	-2.98	54.00	100	135	Average
3	*	17070.000	33.44	24.54	57.98	-10.22	68.20	100	251	Peak

Note:

1. " *", means this data is the worst emission level.
2. C.F (Correction Factor) = Antenna Factor (dB/m) + Cable Loss (dB) – Preamplifier(dB).
3. Measurement (dBuV/m) = Reading(dBuV) + C.F (Correction Factor).
4. The emission levels of other frequencies are very lower than the limit and not show in test report.

EUT	AX3000 Wi-Fi 6 Portable Router	Date of Test	2024-08-29
Factor	BBHA 9120D	Temp. / Humidity	25°C /62%
Polarity	Horizontal	Site / Test Engineer	AC1 / Todd
Test Mode	802.11ac-80MHz_TX_Band4_CH 155_ANT 1+2+3	Test Voltage	AC 120V/60Hz

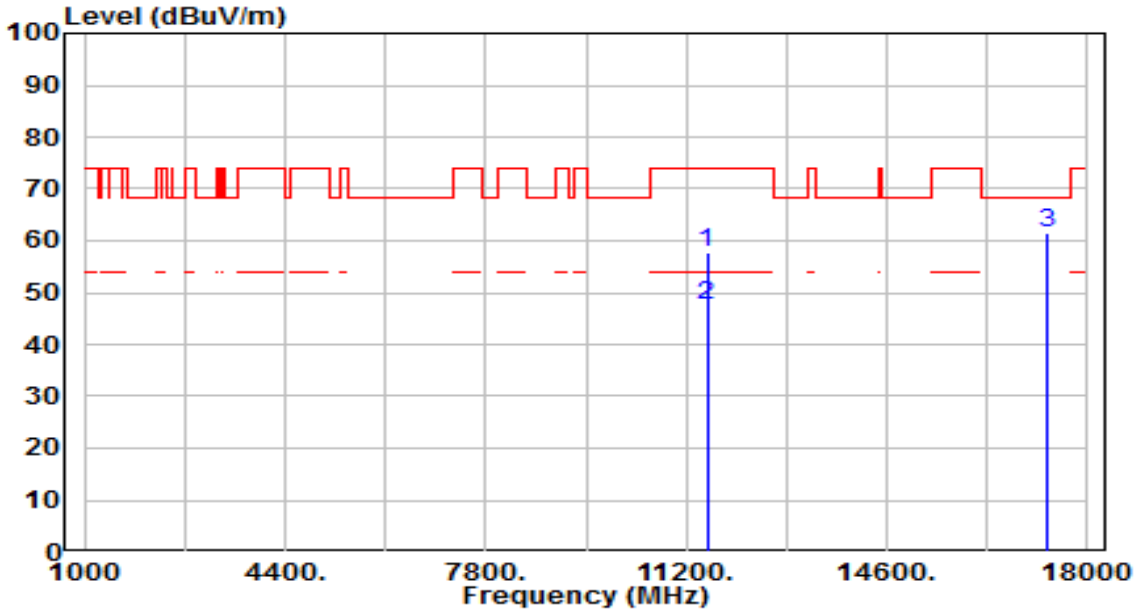

No		Frequency (MHz)	Reading (dBuV)	C.F (dB/m)	Measurement (dBuV/m)	Margin (dB)	Limit (dBuV/m)	Height (cm)	Angle (deg)	Remark (QP/PK/AV)
1		11550.000	37.94	19.76	57.69	-16.31	74.00	100	127	Peak
2	*	11550.000	27.80	19.76	47.56	-6.44	54.00	100	127	Average
3	*	17325.000	34.94	26.43	61.37	-6.83	68.20	100	348	Peak

Note:

1. " *", means this data is the worst emission level.
2. C.F (Correction Factor) = Antenna Factor (dB/m) + Cable Loss (dB) – Preamplifier(dB).
3. Measurement (dBuV/m) = Reading(dBuV) + C.F (Correction Factor).
4. The emission levels of other frequencies are very lower than the limit and not show in test report.

EUT	AX3000 Wi-Fi 6 Portable Router	Date of Test	2024-08-29
Factor	BBHA 9120D	Temp. / Humidity	25°C /62%
Polarity	Vertical	Site / Test Engineer	AC1 / Todd
Test Mode	802.11ac-80MHz_TX_Band4_CH 155_ANT 1+2+3	Test Voltage	AC 120V/60Hz

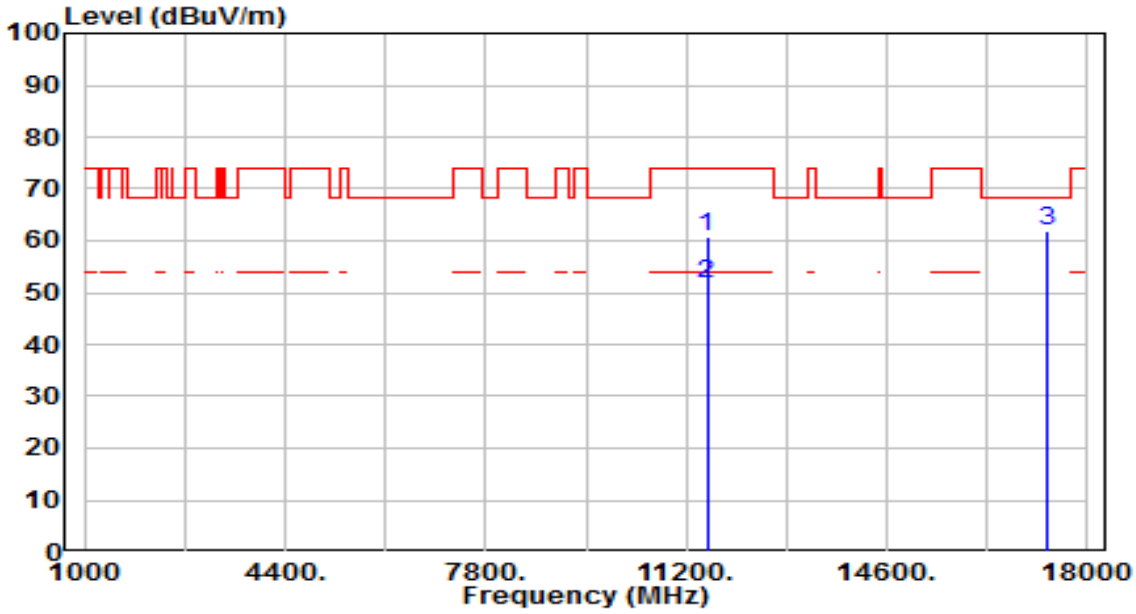

No		Frequency (MHz)	Reading (dBuV)	C.F (dB/m)	Measurement (dBuV/m)	Margin (dB)	Limit (dBuV/m)	Height (cm)	Angle (deg)	Remark (QP/PK/AV)
1		11550.000	41.12	19.76	60.88	-13.12	74.00	100	69	Peak
2	*	11550.000	31.93	19.76	51.69	-2.31	54.00	100	69	Average
3	*	17325.000	35.37	26.43	61.80	-6.40	68.20	100	91	Peak

Note:

1. " *", means this data is the worst emission level.
2. C.F (Correction Factor) = Antenna Factor (dB/m) + Cable Loss (dB) – Preamplifier(dB).
3. Measurement (dBuV/m) = Reading(dBuV) + C.F (Correction Factor).
4. The emission levels of other frequencies are very lower than the limit and not show in test report.

EUT	AX3000 Wi-Fi 6 Portable Router	Date of Test	2024-08-29
Factor	BBHA 9120D	Temp. / Humidity	25°C /62%
Polarity	Horizontal	Site / Test Engineer	AC1 / Todd
Test Mode	802.11ac-160MHz_TX_Band1,2_CH 50_ANT 1+2+3	Test Voltage	AC 120V/60Hz

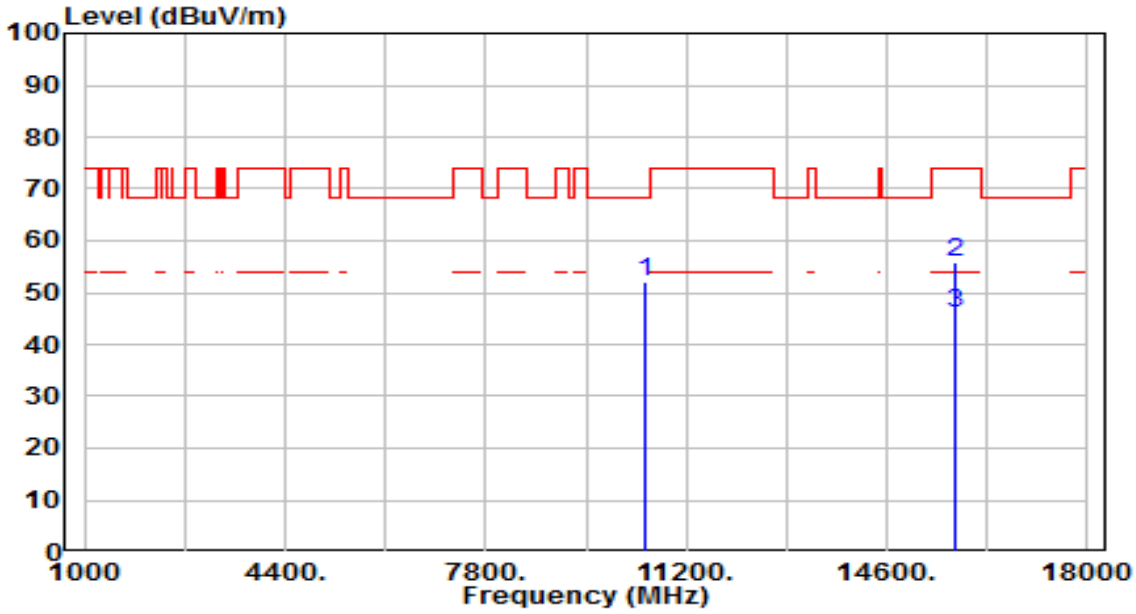

No		Frequency (MHz)	Reading (dBuV)	C.F (dB/m)	Measurement (dBuV/m)	Margin (dB)	Limit (dBuV/m)	Height (cm)	Angle (deg)	Remark (QP/PK/AV)
1	*	10500.000	33.50	18.44	51.94	-16.26	68.20	100	240	Peak
2		15750.000	35.32	20.50	55.83	-18.17	74.00	100	16	Peak
3	*	15750.000	25.70	20.50	46.20	-7.80	54.00	100	16	Average

Note:

1. " *", means this data is the worst emission level.
2. C.F (Correction Factor) = Antenna Factor (dB/m) + Cable Loss (dB) – Preamplifier(dB).
3. Measurement (dBuV/m) = Reading(dBuV) + C.F (Correction Factor).
4. The emission levels of other frequencies are very lower than the limit and not show in test report.

EUT	AX3000 Wi-Fi 6 Portable Router	Date of Test	2024-08-29
Factor	BBHA 9120D	Temp. / Humidity	25°C /62%
Polarity	Vertical	Site / Test Engineer	AC1 / Todd
Test Mode	802.11ac-160MHz_TX_Band1,2_CH 50_ANT 1+2+3	Test Voltage	AC 120V/60Hz

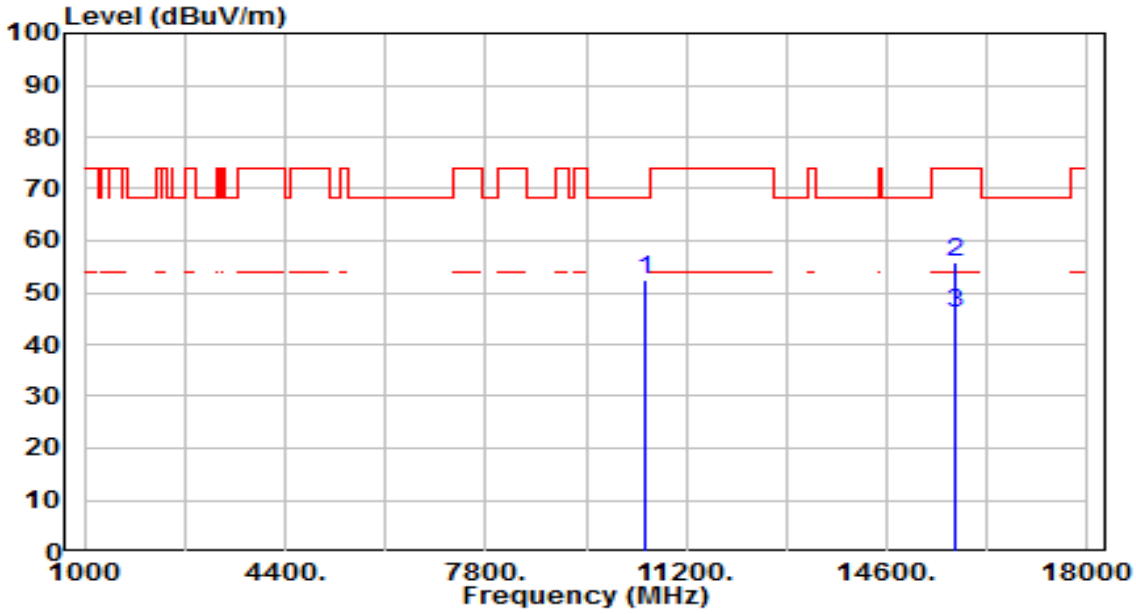

No		Frequency (MHz)	Reading (dBuV)	C.F (dB/m)	Measurement (dBuV/m)	Margin (dB)	Limit (dBuV/m)	Height (cm)	Angle (deg)	Remark (QP/PK/AV)
1	*	10500.000	34.07	18.44	52.50	-15.70	68.20	100	262	Peak
2		15750.000	35.35	20.50	55.85	-18.15	74.00	100	142	Peak
3	*	15750.000	25.60	20.50	46.10	-7.90	54.00	100	142	Average

Note:

1. " *", means this data is the worst emission level.
2. C.F (Correction Factor) = Antenna Factor (dB/m) + Cable Loss (dB) – Preamplifier(dB).
3. Measurement (dBuV/m) = Reading(dBuV) + C.F (Correction Factor).
4. The emission levels of other frequencies are very lower than the limit and not show in test report.

EUT	AX3000 Wi-Fi 6 Portable Router	Date of Test	2024-08-29
Factor	BBHA 9120D	Temp. / Humidity	24°C /58%
Polarity	Horizontal	Site / Test Engineer	AC1 / Todd
Test Mode	802.11ac-160MHz_TX_Band3_CH 114_ANT 1+2+3	Test Voltage	AC 120V/60Hz

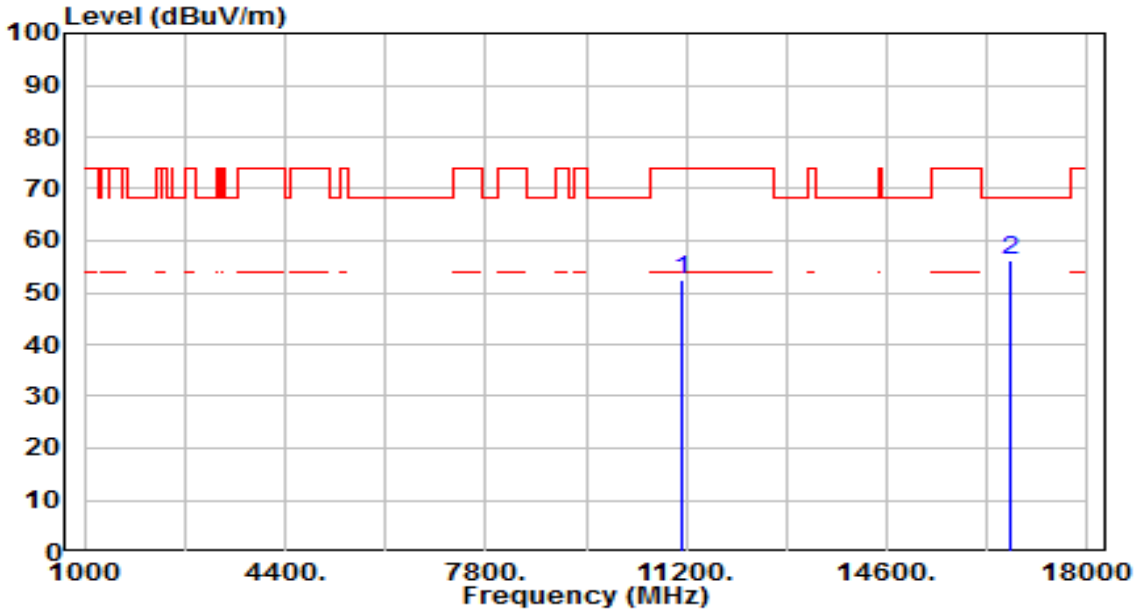

No		Frequency (MHz)	Reading (dBuV)	C.F (dB/m)	Measurement (dBuV/m)	Margin (dB)	Limit (dBuV/m)	Height (cm)	Angle (deg)	Remark (QP/PK/AV)
1		11140.000	33.16	19.15	52.31	-21.69	74.00	100	44	Peak
2	*	16710.000	34.32	22.06	56.38	-11.82	68.20	100	221	Peak

Note:

1. " *", means this data is the worst emission level.
2. C.F (Correction Factor) = Antenna Factor (dB/m) + Cable Loss (dB) – Preamplifier(dB).
3. Measurement (dBuV/m) = Reading(dBuV) + C.F (Correction Factor).
4. The emission levels of other frequencies are very lower than the limit and not show in test report.

EUT	AX3000 Wi-Fi 6 Portable Router	Date of Test	2024-08-29
Factor	BBHA 9120D	Temp. / Humidity	24°C /58%
Polarity	Vertical	Site / Test Engineer	AC1 / Todd
Test Mode	802.11ac-160MHz_TX_Band3_CH 114_ANT 1+2+3	Test Voltage	AC 120V/60Hz

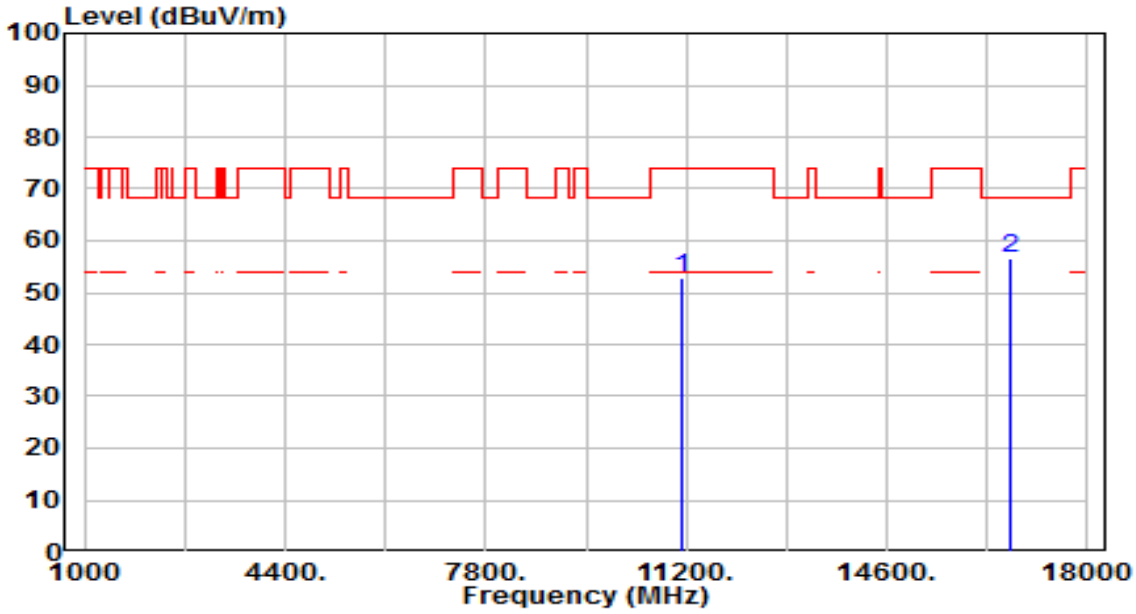

No		Frequency (MHz)	Reading (dBuV)	C.F (dB/m)	Measurement (dBuV/m)	Margin (dB)	Limit (dBuV/m)	Height (cm)	Angle (deg)	Remark (QP/PK/AV)
1		11140.000	33.63	19.15	52.78	-21.22	74.00	100	75	Peak
2	*	16710.000	34.50	22.06	56.56	-11.64	68.20	100	132	Peak

Note:

1. " *", means this data is the worst emission level.
2. C.F (Correction Factor) = Antenna Factor (dB/m) + Cable Loss (dB) – Preamplifier(dB).
3. Measurement (dBuV/m) = Reading(dBuV) + C.F (Correction Factor).
4. The emission levels of other frequencies are very lower than the limit and not show in test report.

EUT	AX3000 Wi-Fi 6 Portable Router	Date of Test	2024-08-29
Factor	BBHA 9120D	Temp. / Humidity	25°C /62%
Polarity	Horizontal	Site / Test Engineer	AC1 / Todd
Test Mode	802.11ax-20MHz_TX_Band1_CH 36_ANT 1+2+3	Test Voltage	AC 120V/60Hz

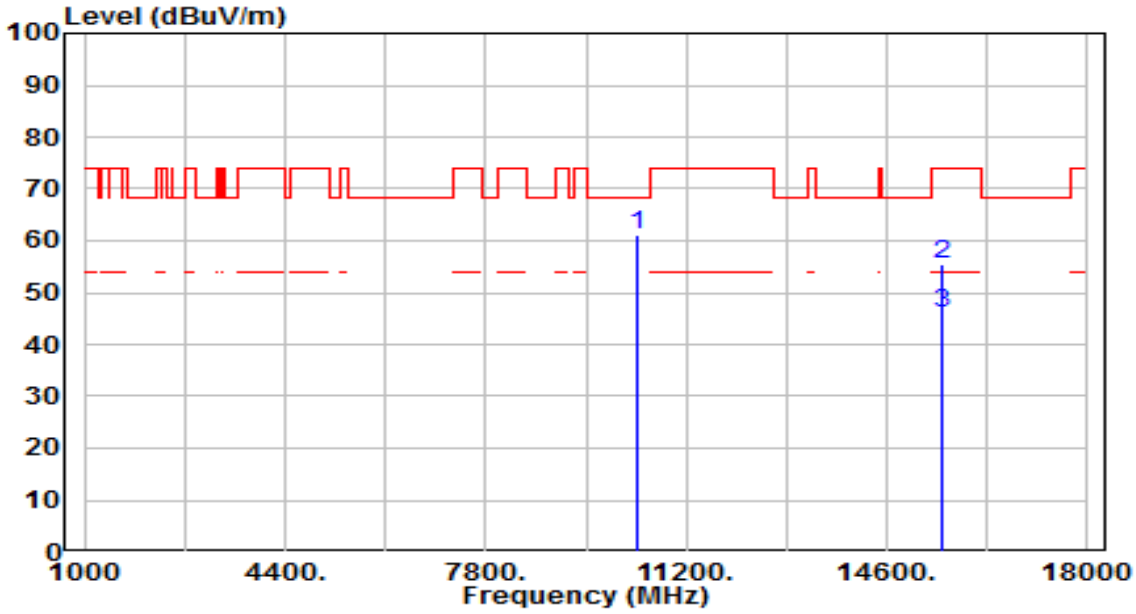

No		Frequency (MHz)	Reading (dBuV)	C.F (dB/m)	Measurement (dBuV/m)	Margin (dB)	Limit (dBuV/m)	Height (cm)	Angle (deg)	Remark (QP/PK/AV)
1	*	10360.000	43.38	17.87	61.25	-6.95	68.20	100	91	Peak
2		15540.000	34.40	21.14	55.54	-18.46	74.00	100	333	Peak
3	*	15540.000	24.80	21.14	45.94	-8.06	54.00	100	333	Average

Note:

1. " *", means this data is the worst emission level.
2. C.F (Correction Factor) = Antenna Factor (dB/m) + Cable Loss (dB) – Preamplifier(dB).
3. Measurement (dBuV/m) = Reading(dBuV) + C.F (Correction Factor).
4. The emission levels of other frequencies are very lower than the limit and not show in test report.

EUT	AX3000 Wi-Fi 6 Portable Router	Date of Test	2024-08-29
Factor	BBHA 9120D	Temp. / Humidity	25°C /62%
Polarity	Vertical	Site / Test Engineer	AC1 / Todd
Test Mode	802.11ax-20MHz_TX_Band1_CH 36_ANT 1+2+3	Test Voltage	AC 120V/60Hz

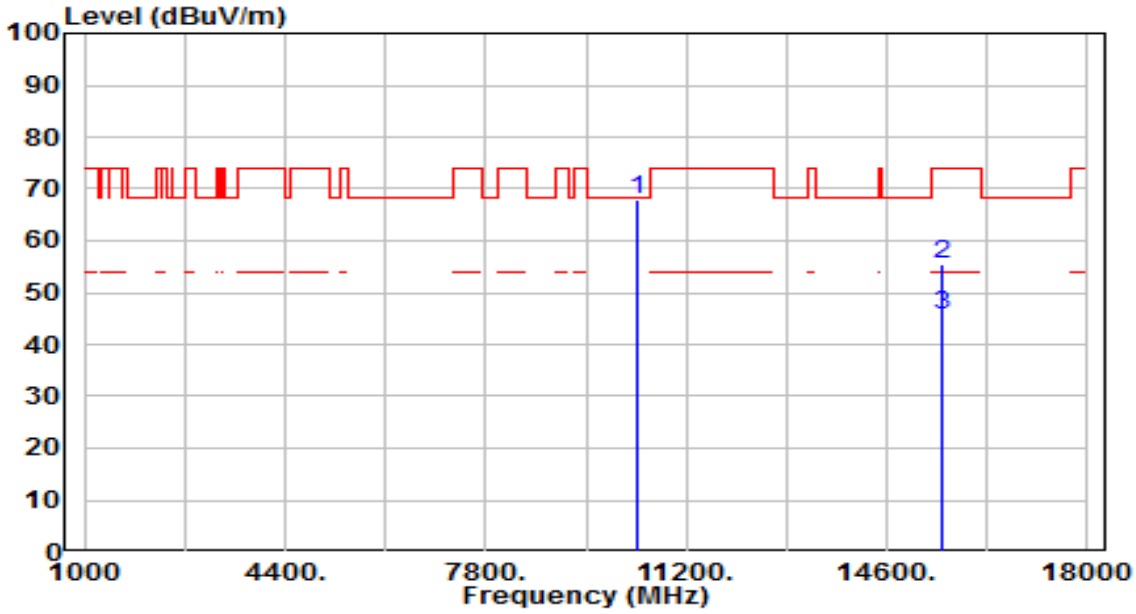

No		Frequency (MHz)	Reading (dBuV)	C.F (dB/m)	Measurement (dBuV/m)	Margin (dB)	Limit (dBuV/m)	Height (cm)	Angle (deg)	Remark (QP/PK/AV)
1	*	10360.000	50.20	17.87	68.07	-0.13	68.20	100	88	Peak
2		15540.000	34.18	21.14	55.32	-18.68	74.00	100	164	Peak
3	*	15540.000	24.50	21.14	45.64	-8.36	54.00	100	164	Average

Note:

1. " *", means this data is the worst emission level.
2. C.F (Correction Factor) = Antenna Factor (dB/m) + Cable Loss (dB) – Preamplifier(dB).
3. Measurement (dBuV/m) = Reading(dBuV) + C.F (Correction Factor).
4. The emission levels of other frequencies are very lower than the limit and not show in test report.

EUT	AX3000 Wi-Fi 6 Portable Router	Date of Test	2024-08-29
Factor	BBHA 9120D	Temp. / Humidity	25°C /62%
Polarity	Horizontal	Site / Test Engineer	AC1 / Todd
Test Mode	802.11ax-20MHz_TX_Band1_CH 40_ANT 1+2+3	Test Voltage	AC 120V/60Hz

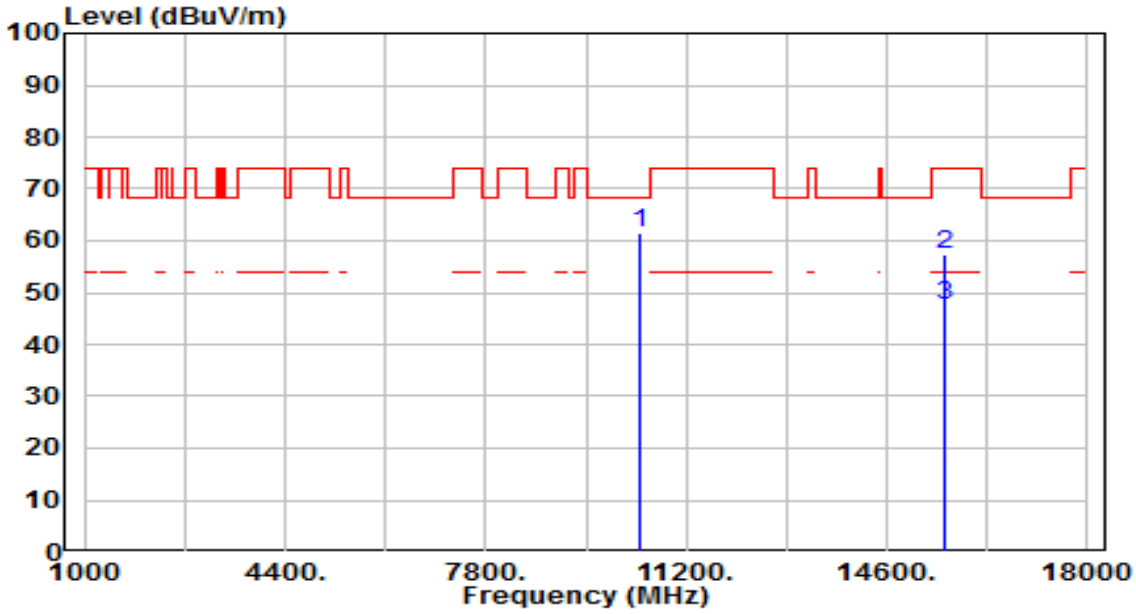

No		Frequency (MHz)	Reading (dBuV)	C.F (dB/m)	Measurement (dBuV/m)	Margin (dB)	Limit (dBuV/m)	Height (cm)	Angle (deg)	Remark (QP/PK/AV)
1	*	10400.000	43.47	18.03	61.50	-6.70	68.20	100	91	Peak
2		15600.000	36.40	20.96	57.36	-16.64	74.00	100	141	Peak
3	*	15600.000	26.70	20.96	47.66	-6.34	54.00	100	141	Average

Note:

1. " *", means this data is the worst emission level.
2. C.F (Correction Factor) = Antenna Factor (dB/m) + Cable Loss (dB) – Preamplifier(dB).
3. Measurement (dBuV/m) = Reading(dBuV) + C.F (Correction Factor).
4. The emission levels of other frequencies are very lower than the limit and not show in test report.

EUT	AX3000 Wi-Fi 6 Portable Router	Date of Test	2024-08-29
Factor	BBHA 9120D	Temp. / Humidity	25°C /62%
Polarity	Vertical	Site / Test Engineer	AC1 / Todd
Test Mode	802.11ax-20MHz_TX_Band1_CH 40_ANT 1+2+3	Test Voltage	AC 120V/60Hz

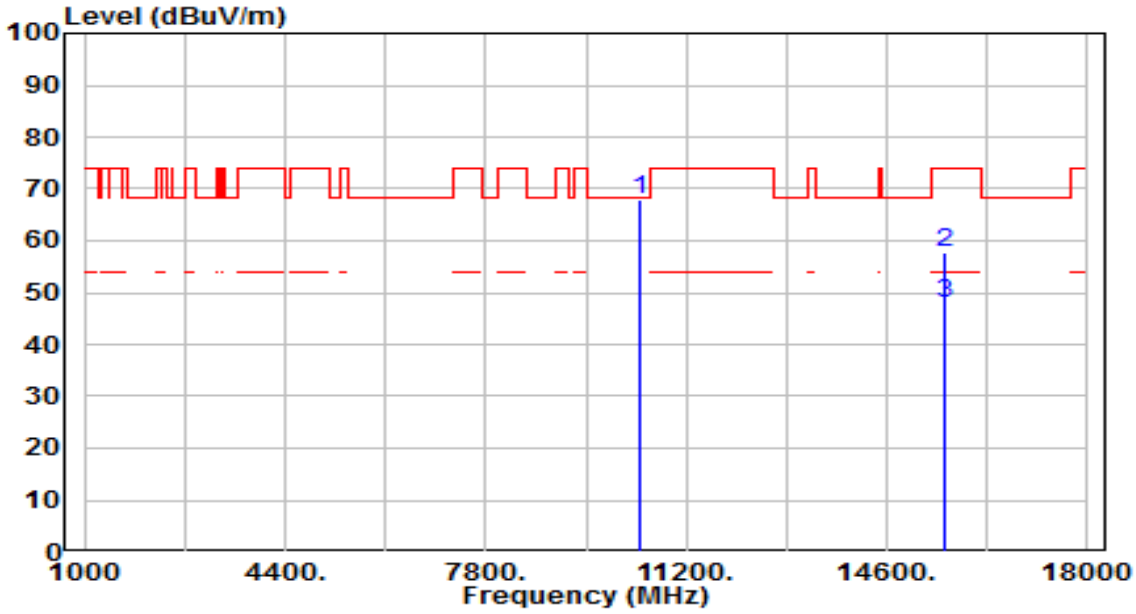

No		Frequency (MHz)	Reading (dBuV)	C.F (dB/m)	Measurement (dBuV/m)	Margin (dB)	Limit (dBuV/m)	Height (cm)	Angle (deg)	Remark (QP/PK/AV)
1	*	10400.000	49.97	18.03	68.00	-0.20	68.20	100	86	Peak
2		15600.000	36.70	20.96	57.66	-16.34	74.00	100	133	Peak
3	*	15600.000	27.00	20.96	47.96	-6.04	54.00	100	133	Average

Note:

1. " *", means this data is the worst emission level.
2. C.F (Correction Factor) = Antenna Factor (dB/m) + Cable Loss (dB) – Preamplifier(dB).
3. Measurement (dBuV/m) = Reading(dBuV) + C.F (Correction Factor).
4. The emission levels of other frequencies are very lower than the limit and not show in test report.

EUT	AX3000 Wi-Fi 6 Portable Router	Date of Test	2024-08-29
Factor	BBHA 9120D	Temp. / Humidity	25°C /62%
Polarity	Horizontal	Site / Test Engineer	AC1 / Todd
Test Mode	802.11ax-20MHz_TX_Band1_CH 48_ANT 1+2+3	Test Voltage	AC 120V/60Hz

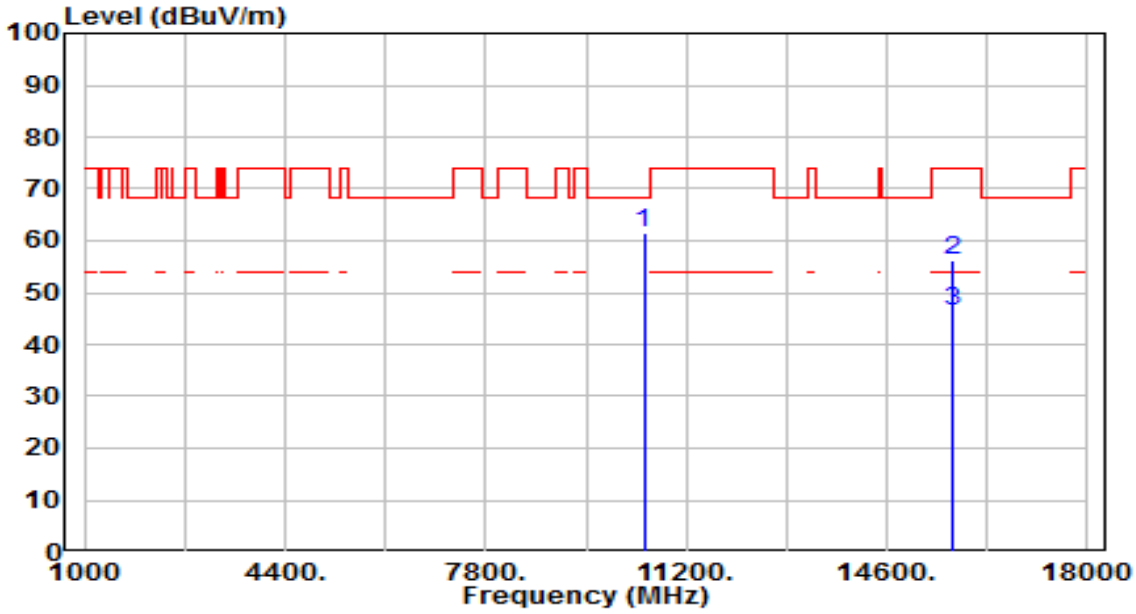

No		Frequency (MHz)	Reading (dBuV)	C.F (dB/m)	Measurement (dBuV/m)	Margin (dB)	Limit (dBuV/m)	Height (cm)	Angle (deg)	Remark (QP/PK/AV)
1	*	10480.000	43.20	18.35	61.55	-6.65	68.20	100	67	Peak
2		15720.000	35.52	20.59	56.11	-17.89	74.00	100	90	Peak
3	*	15720.000	25.90	20.59	46.49	-7.51	54.00	100	90	Average

Note:

1. " *", means this data is the worst emission level.
2. C.F (Correction Factor) = Antenna Factor (dB/m) + Cable Loss (dB) – Preamplifier(dB).
3. Measurement (dBuV/m) = Reading(dBuV) + C.F (Correction Factor).
4. The emission levels of other frequencies are very lower than the limit and not show in test report.

EUT	AX3000 Wi-Fi 6 Portable Router	Date of Test	2024-08-29
Factor	BBHA 9120D	Temp. / Humidity	25°C /62%
Polarity	Vertical	Site / Test Engineer	AC1 / Todd
Test Mode	802.11ax-20MHz_TX_Band1_CH 48_ANT 1+2+3	Test Voltage	AC 120V/60Hz

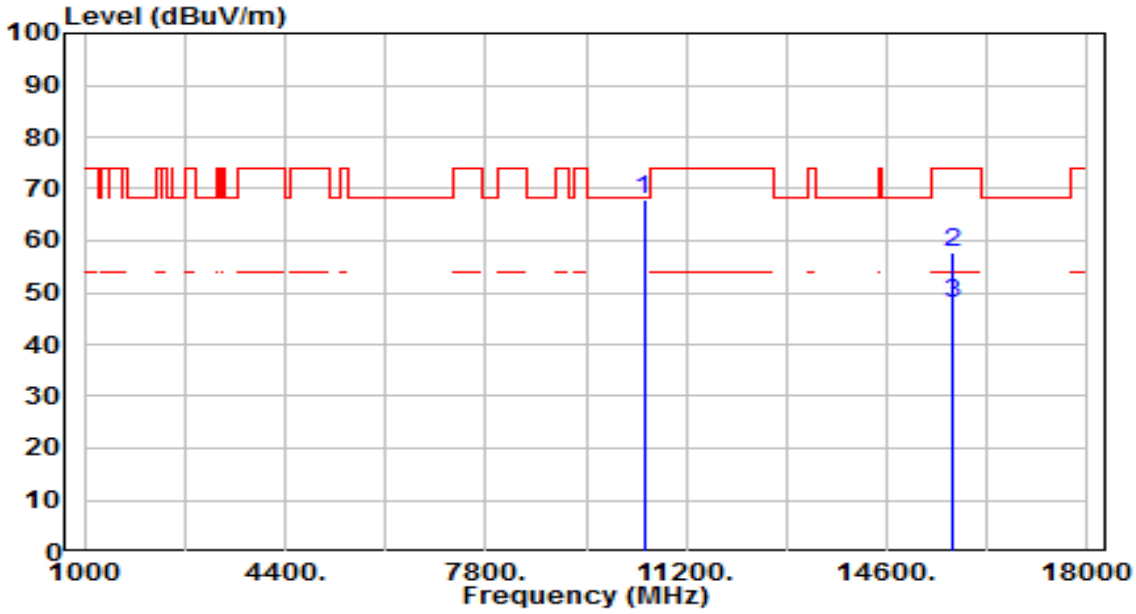

No		Frequency (MHz)	Reading (dBuV)	C.F (dB/m)	Measurement (dBuV/m)	Margin (dB)	Limit (dBuV/m)	Height (cm)	Angle (deg)	Remark (QP/PK/AV)
1	*	10480.000	49.71	18.35	68.06	-0.14	68.20	100	80	Peak
2		15720.000	36.97	20.59	57.57	-16.43	74.00	100	163	Peak
3	*	15720.000	27.30	20.59	47.89	-6.11	54.00	100	163	Average

Note:

1. " *", means this data is the worst emission level.
2. C.F (Correction Factor) = Antenna Factor (dB/m) + Cable Loss (dB) – Preamplifier(dB).
3. Measurement (dBuV/m) = Reading(dBuV) + C.F (Correction Factor).
4. The emission levels of other frequencies are very lower than the limit and not show in test report.

EUT	AX3000 Wi-Fi 6 Portable Router	Date of Test	2024-08-29
Factor	BBHA 9120D	Temp. / Humidity	24°C /58%
Polarity	Horizontal	Site / Test Engineer	AC1 / Todd
Test Mode	802.11ax-20MHz_TX_Band2_CH 52_ANT 1+2+3	Test Voltage	AC 120V/60Hz

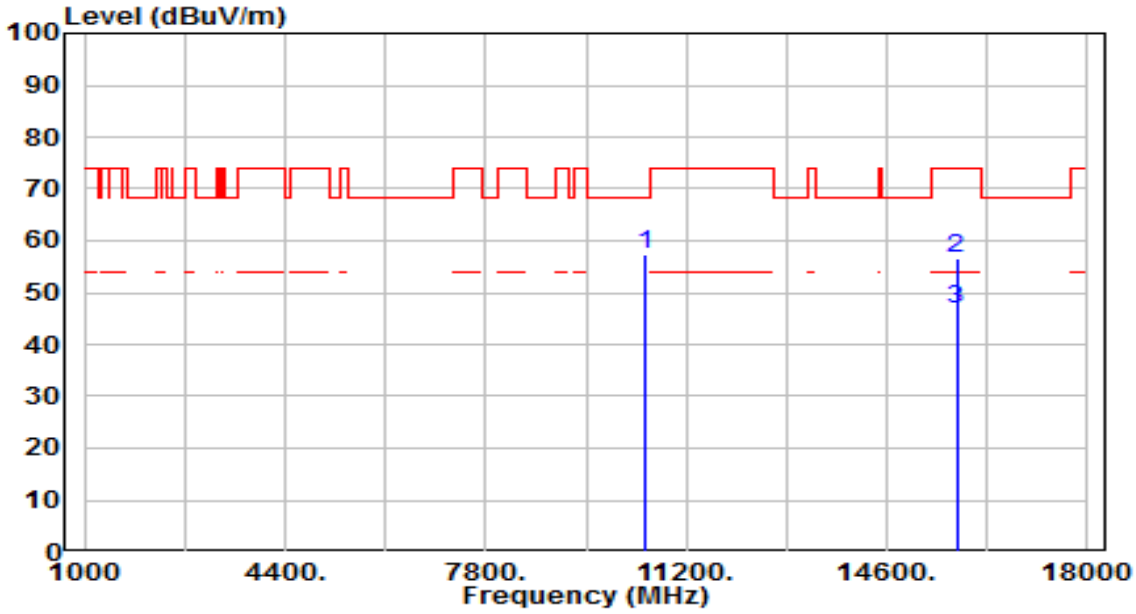

No		Frequency (MHz)	Reading (dBuV)	C.F (dB/m)	Measurement (dBuV/m)	Margin (dB)	Limit (dBuV/m)	Height (cm)	Angle (deg)	Remark (QP/PK/AV)
1	*	10520.000	39.07	18.45	57.53	-10.67	68.20	100	84	Peak
2		15780.000	36.11	20.41	56.52	-17.48	74.00	100	193	Peak
3	*	15780.000	26.50	20.41	46.91	-7.09	54.00	100	193	Average

Note:

1. " *", means this data is the worst emission level.
2. C.F (Correction Factor) = Antenna Factor (dB/m) + Cable Loss (dB) – Preamplifier(dB).
3. Measurement (dBuV/m) = Reading(dBuV) + C.F (Correction Factor).
4. The emission levels of other frequencies are very lower than the limit and not show in test report.

EUT	AX3000 Wi-Fi 6 Portable Router	Date of Test	2024-08-29
Factor	BBHA 9120D	Temp. / Humidity	24°C /58%
Polarity	Vertical	Site / Test Engineer	AC1 / Todd
Test Mode	802.11ax-20MHz_TX_Band2_CH 52_ANT 1+2+3	Test Voltage	AC 120V/60Hz

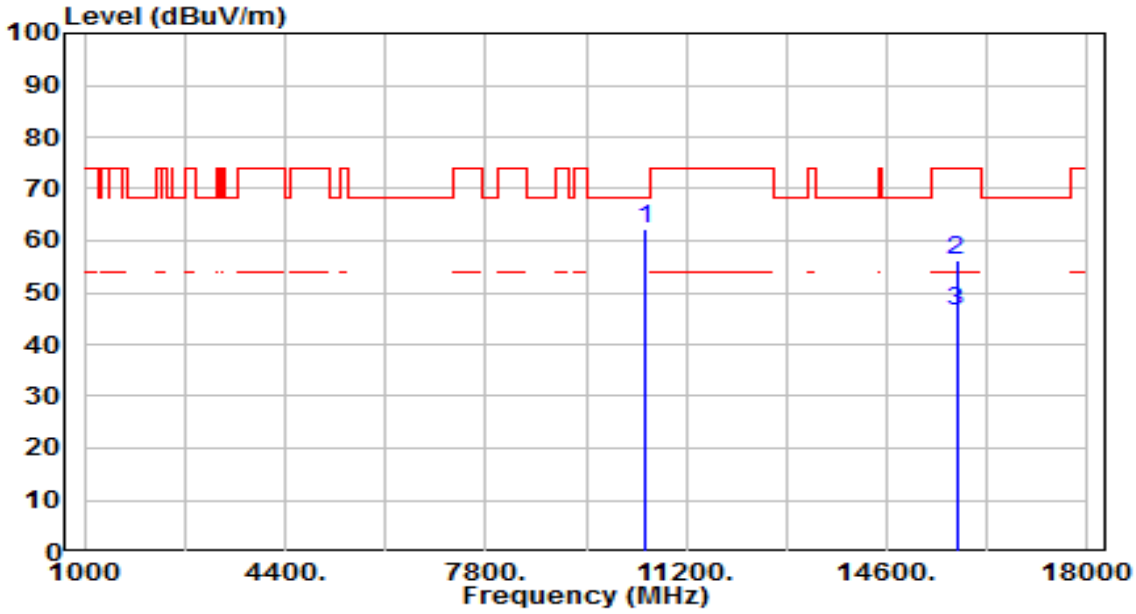

No		Frequency (MHz)	Reading (dBuV)	C.F (dB/m)	Measurement (dBuV/m)	Margin (dB)	Limit (dBuV/m)	Height (cm)	Angle (deg)	Remark (QP/PK/AV)
1	*	10520.000	44.00	18.45	62.45	-5.75	68.20	100	89	Peak
2		15780.000	35.68	20.41	56.09	-17.91	74.00	100	209	Peak
3	*	15780.000	26.10	20.41	46.51	-7.49	54.00	100	209	Average

Note:

1. " *", means this data is the worst emission level.
2. C.F (Correction Factor) = Antenna Factor (dB/m) + Cable Loss (dB) – Preamplifier(dB).
3. Measurement (dBuV/m) = Reading(dBuV) + C.F (Correction Factor).
4. The emission levels of other frequencies are very lower than the limit and not show in test report.

EUT	AX3000 Wi-Fi 6 Portable Router	Date of Test	2024-08-29
Factor	BBHA 9120D	Temp. / Humidity	24°C /58%
Polarity	Horizontal	Site / Test Engineer	AC1 / Todd
Test Mode	802.11ax-20MHz_TX_Band2_CH 60_ANT 1+2+3	Test Voltage	AC 120V/60Hz

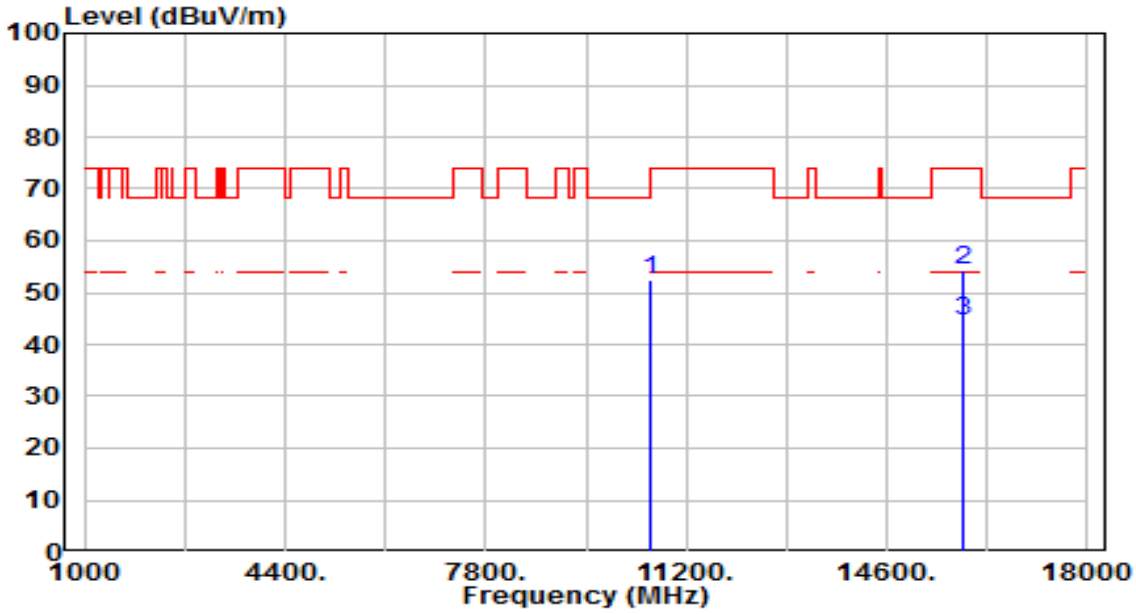

No		Frequency (MHz)	Reading (dBuV)	C.F (dB/m)	Measurement (dBuV/m)	Margin (dB)	Limit (dBuV/m)	Height (cm)	Angle (deg)	Remark (QP/PK/AV)
1	*	10600.000	33.91	18.52	52.43	-15.77	68.20	100	303	Peak
2		15900.000	34.13	20.05	54.18	-19.82	74.00	100	145	Peak
3	*	15900.000	24.60	20.05	44.65	-9.36	54.00	100	145	Average

Note:

1. " *", means this data is the worst emission level.
2. C.F (Correction Factor) = Antenna Factor (dB/m) + Cable Loss (dB) – Preamplifier(dB).
3. Measurement (dBuV/m) = Reading(dBuV) + C.F (Correction Factor).
4. The emission levels of other frequencies are very lower than the limit and not show in test report.

EUT	AX3000 Wi-Fi 6 Portable Router	Date of Test	2024-08-29
Factor	BBHA 9120D	Temp. / Humidity	24°C /58%
Polarity	Vertical	Site / Test Engineer	AC1 / Todd
Test Mode	802.11ax-20MHz_TX_Band2_CH 60_ANT 1+2+3	Test Voltage	AC 120V/60Hz

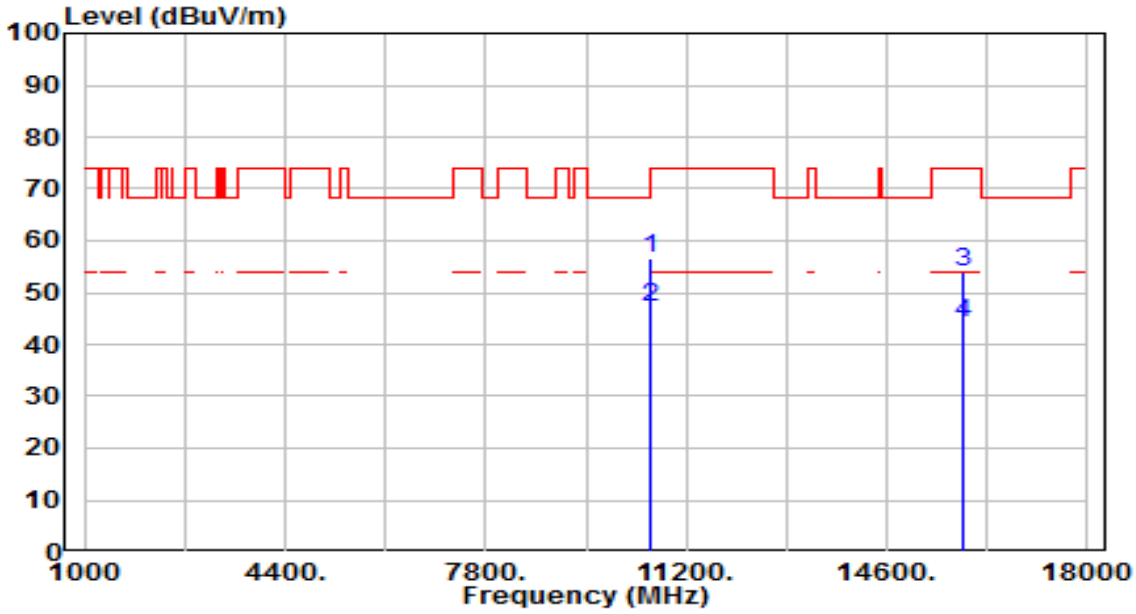

No		Frequency (MHz)	Reading (dBuV)	C.F (dB/m)	Measurement (dBuV/m)	Margin (dB)	Limit (dBuV/m)	Height (cm)	Angle (deg)	Remark (QP/PK/AV)
1	*	10600.000	38.14	18.52	56.67	-11.53	68.20	100	90	Peak
2	*	10600.000	28.50	18.52	47.02	-6.98	54.00	100	90	Average
3		15900.000	33.75	20.05	53.79	-20.21	74.00	100	199	Peak
4		15900.000	24.20	20.05	44.25	-9.76	54.00	100	199	Average

Note:

1. " *", means this data is the worst emission level.
2. C.F (Correction Factor) = Antenna Factor (dB/m) + Cable Loss (dB) – Preamplifier(dB).
3. Measurement (dBuV/m) = Reading(dBuV) + C.F (Correction Factor).
4. The emission levels of other frequencies are very lower than the limit and not show in test report.

EUT	AX3000 Wi-Fi 6 Portable Router	Date of Test	2024-08-29
Factor	BBHA 9120D	Temp. / Humidity	24°C /58%
Polarity	Horizontal	Site / Test Engineer	AC1 / Todd
Test Mode	802.11ax-20MHz_TX_Band2_CH 64_ANT 1+2+3	Test Voltage	AC 120V/60Hz

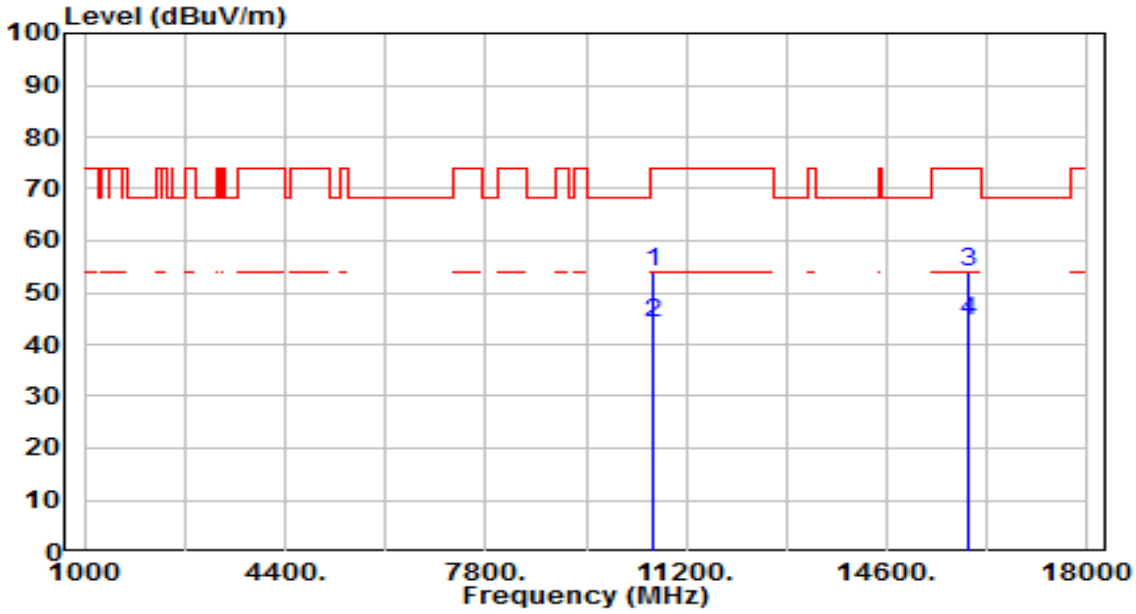

No		Frequency (MHz)	Reading (dBuV)	C.F (dB/m)	Measurement (dBuV/m)	Margin (dB)	Limit (dBuV/m)	Height (cm)	Angle (deg)	Remark (QP/PK/AV)
1		10640.000	35.27	18.56	53.83	-20.18	74.00	100	84	Peak
2		10640.000	25.60	18.56	44.16	-9.84	54.00	100	84	Average
3	*	15960.000	34.19	19.86	54.05	-19.95	74.00	100	88	Peak
4	*	15960.000	24.50	19.86	44.36	-9.64	54.00	100	88	Average

Note:

1. " *", means this data is the worst emission level.
2. C.F (Correction Factor) = Antenna Factor (dB/m) + Cable Loss (dB) – Preamplifier(dB).
3. Measurement (dBuV/m) = Reading(dBuV) + C.F (Correction Factor).
4. The emission levels of other frequencies are very lower than the limit and not show in test report.

EUT	AX3000 Wi-Fi 6 Portable Router	Date of Test	2024-08-29
Factor	BBHA 9120D	Temp. / Humidity	24°C /58%
Polarity	Vertical	Site / Test Engineer	AC1 / Todd
Test Mode	802.11ax-20MHz_TX_Band2_CH 64_ANT 1+2+3	Test Voltage	AC 120V/60Hz

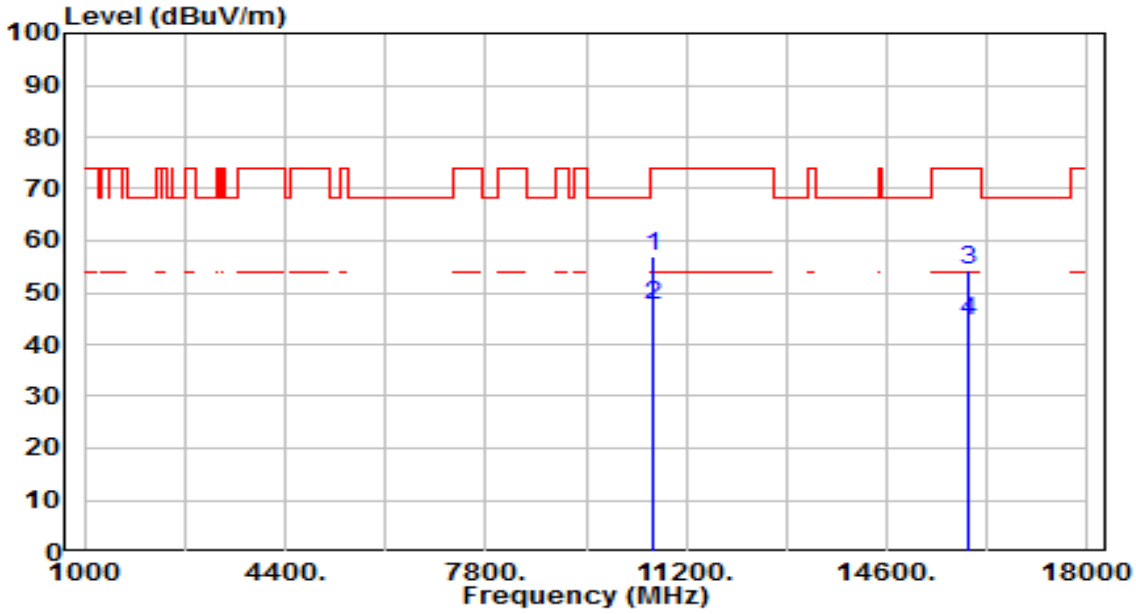

No		Frequency (MHz)	Reading (dBuV)	C.F (dB/m)	Measurement (dBuV/m)	Margin (dB)	Limit (dBuV/m)	Height (cm)	Angle (deg)	Remark (QP/PK/AV)
1	*	10640.000	38.35	18.56	56.91	-17.09	74.00	100	81	Peak
2	*	10640.000	28.80	18.56	47.36	-6.64	54.00	100	81	Average
3		15960.000	34.44	19.86	54.30	-19.70	74.00	100	223	Peak
4		15960.000	24.80	19.86	44.66	-9.34	54.00	100	223	Average

Note:

1. " *", means this data is the worst emission level.
2. C.F (Correction Factor) = Antenna Factor (dB/m) + Cable Loss (dB) – Preamplifier(dB).
3. Measurement (dBuV/m) = Reading(dBuV) + C.F (Correction Factor).
4. The emission levels of other frequencies are very lower than the limit and not show in test report.

EUT	AX3000 Wi-Fi 6 Portable Router	Date of Test	2024-08-29
Factor	BBHA 9120D	Temp. / Humidity	24°C /58%
Polarity	Horizontal	Site / Test Engineer	AC1 / Todd
Test Mode	802.11ax-20MHz_TX_Band3_CH 100_ANT 1+2+3	Test Voltage	AC 120V/60Hz

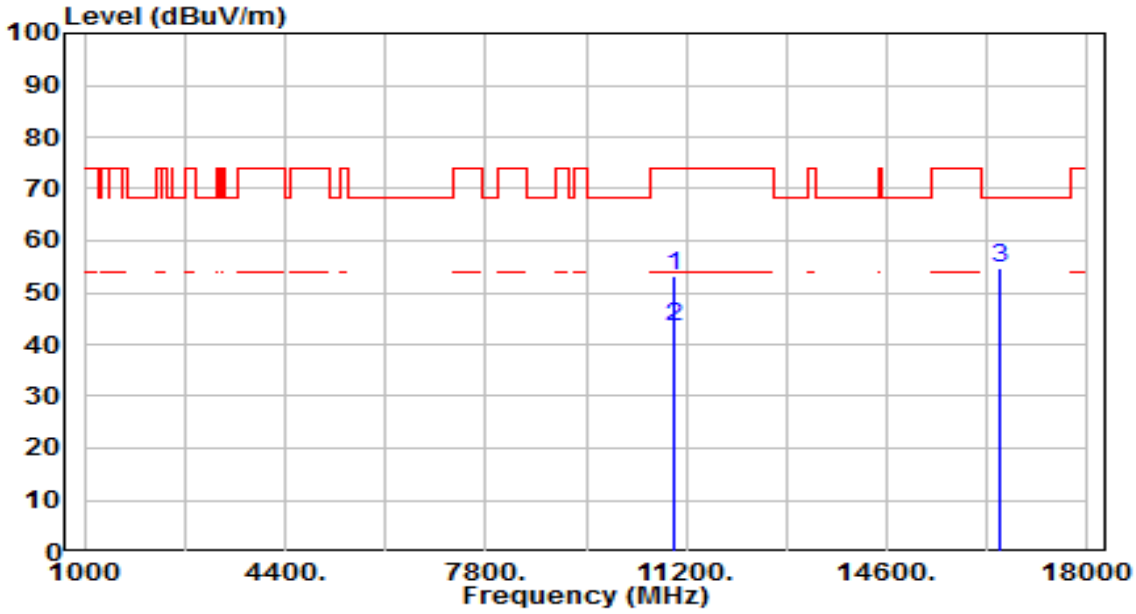

No		Frequency (MHz)	Reading (dBuV)	C.F (dB/m)	Measurement (dBuV/m)	Margin (dB)	Limit (dBuV/m)	Height (cm)	Angle (deg)	Remark (QP/PK/AV)
1		11000.000	34.18	18.88	53.06	-20.94	74.00	100	80	Peak
2	*	11000.000	24.50	18.88	43.38	-10.62	54.00	100	80	Average
3	*	16500.000	34.07	20.64	54.71	-13.49	68.20	100	101	Peak

Note:

1. " *", means this data is the worst emission level.
2. C.F (Correction Factor) = Antenna Factor (dB/m) + Cable Loss (dB) – Preamplifier(dB).
3. Measurement (dBuV/m) = Reading(dBuV) + C.F (Correction Factor).
4. The emission levels of other frequencies are very lower than the limit and not show in test report.

EUT	AX3000 Wi-Fi 6 Portable Router	Date of Test	2024-08-29
Factor	BBHA 9120D	Temp. / Humidity	24°C /58%
Polarity	Vertical	Site / Test Engineer	AC1 / Todd
Test Mode	802.11ax-20MHz_TX_Band3_CH 100_ANT 1+2+3	Test Voltage	AC 120V/60Hz

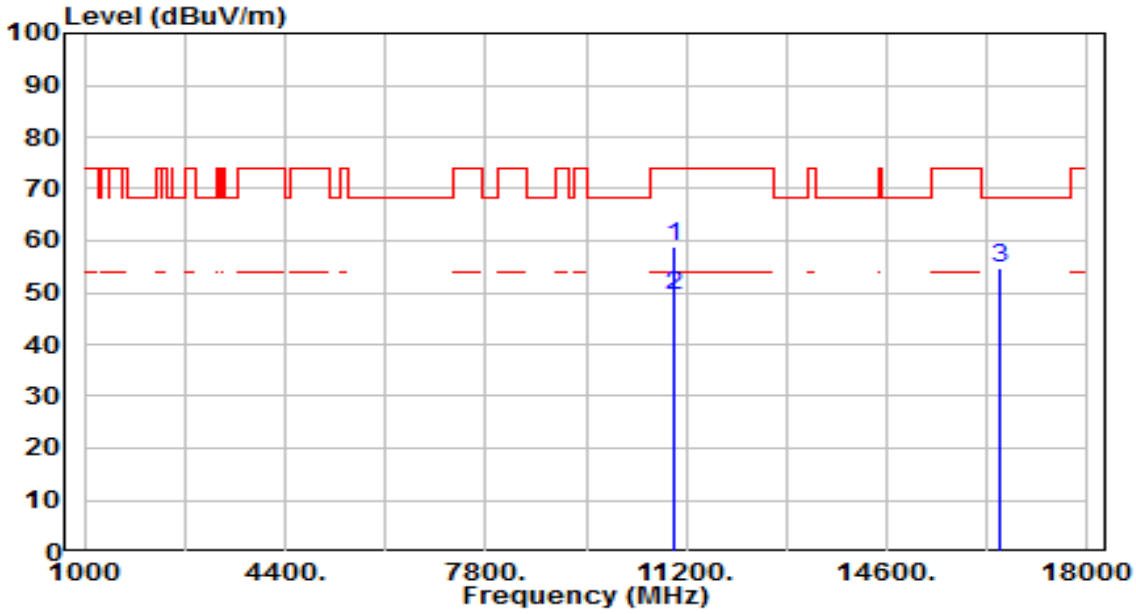

No		Frequency (MHz)	Reading (dBuV)	C.F (dB/m)	Measurement (dBuV/m)	Margin (dB)	Limit (dBuV/m)	Height (cm)	Angle (deg)	Remark (QP/PK/AV)
1		11000.000	40.11	18.88	58.99	-15.01	74.00	100	136	Peak
2	*	11000.000	30.50	18.88	49.38	-4.62	54.00	100	136	Average
3	*	16500.000	34.04	20.64	54.67	-13.53	68.20	100	199	Peak

Note:

1. " *", means this data is the worst emission level.
2. C.F (Correction Factor) = Antenna Factor (dB/m) + Cable Loss (dB) – Preamplifier(dB).
3. Measurement (dBuV/m) = Reading(dBuV) + C.F (Correction Factor).
4. The emission levels of other frequencies are very lower than the limit and not show in test report.

EUT	AX3000 Wi-Fi 6 Portable Router	Date of Test	2024-08-29
Factor	BBHA 9120D	Temp. / Humidity	24°C /58%
Polarity	Horizontal	Site / Test Engineer	AC1 / Todd
Test Mode	802.11ax-20MHz_TX_Band3_CH 116_ANT 1+2+3	Test Voltage	AC 120V/60Hz

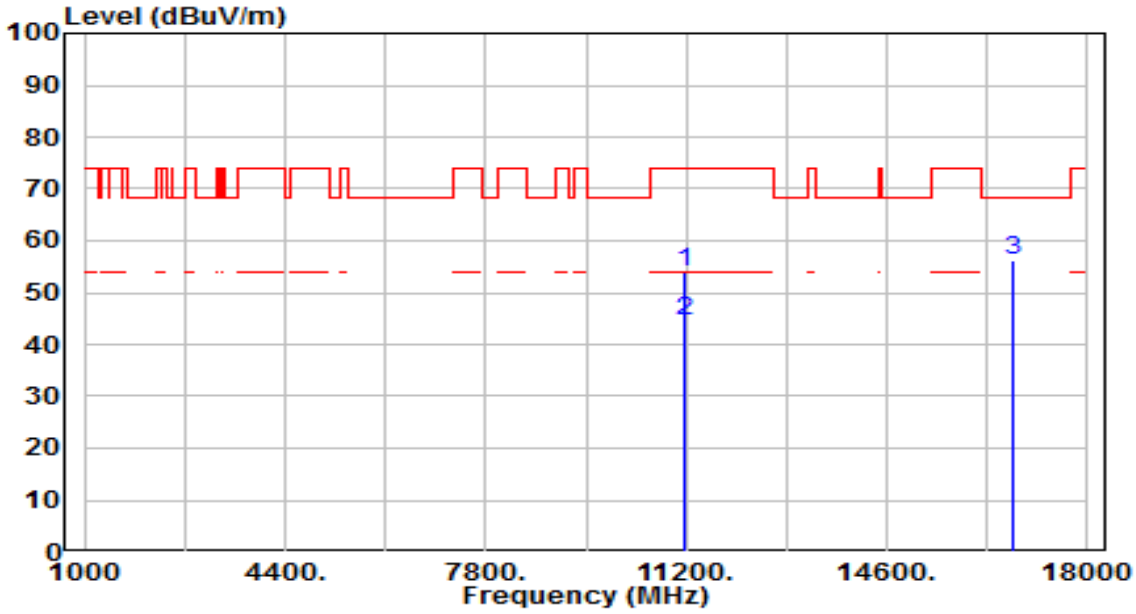

No		Frequency (MHz)	Reading (dBuV)	C.F (dB/m)	Measurement (dBuV/m)	Margin (dB)	Limit (dBuV/m)	Height (cm)	Angle (deg)	Remark (QP/PK/AV)
1		11160.000	34.85	19.19	54.04	-19.96	74.00	100	224	Peak
2	*	11160.000	25.30	19.19	44.49	-9.51	54.00	100	224	Average
3	*	16740.000	34.02	22.26	56.28	-11.92	68.20	100	108	Peak

Note:

1. " *", means this data is the worst emission level.
2. C.F (Correction Factor) = Antenna Factor (dB/m) + Cable Loss (dB) – Preamplifier(dB).
3. Measurement (dBuV/m) = Reading(dBuV) + C.F (Correction Factor).
4. The emission levels of other frequencies are very lower than the limit and not show in test report.

EUT	AX3000 Wi-Fi 6 Portable Router	Date of Test	2024-08-29
Factor	BBHA 9120D	Temp. / Humidity	24°C /58%
Polarity	Vertical	Site / Test Engineer	AC1 / Todd
Test Mode	802.11ax-20MHz_TX_Band3_CH 116_ANT 1+2+3	Test Voltage	AC 120V/60Hz

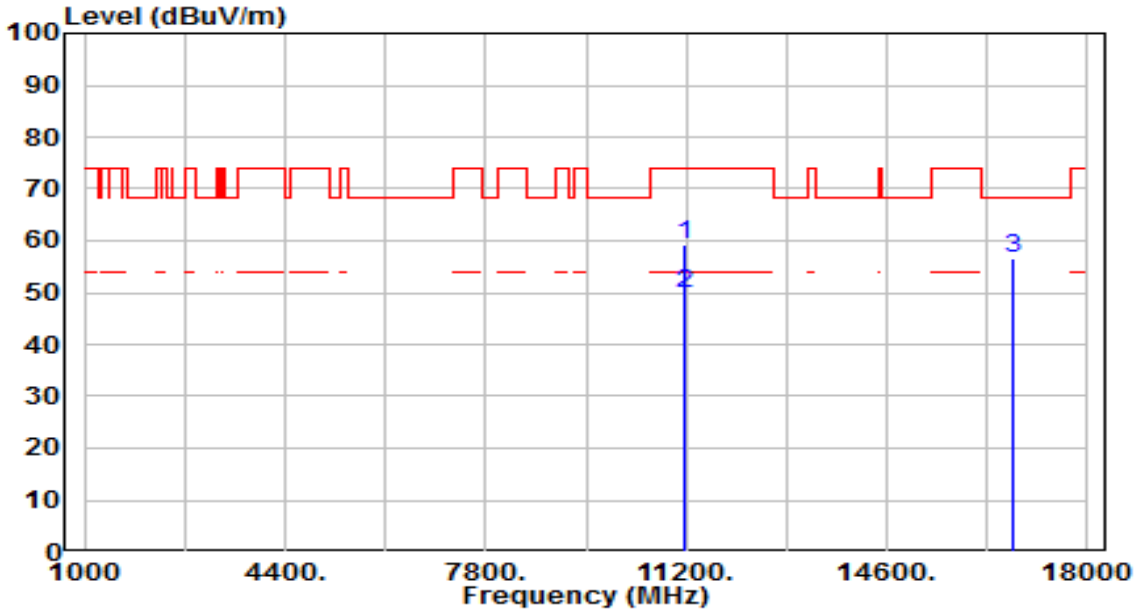

No		Frequency (MHz)	Reading (dBuV)	C.F (dB/m)	Measurement (dBuV/m)	Margin (dB)	Limit (dBuV/m)	Height (cm)	Angle (deg)	Remark (QP/PK/AV)
1		11160.000	40.21	19.19	59.40	-14.60	74.00	100	132	Peak
2	*	11160.000	30.60	19.19	49.79	-4.21	54.00	100	132	Average
3	*	16740.000	34.32	22.26	56.58	-11.62	68.20	100	185	Peak

Note:

1. " *", means this data is the worst emission level.
2. C.F (Correction Factor) = Antenna Factor (dB/m) + Cable Loss (dB) – Preamplifier(dB).
3. Measurement (dBuV/m) = Reading(dBuV) + C.F (Correction Factor).
4. The emission levels of other frequencies are very lower than the limit and not show in test report.

EUT	AX3000 Wi-Fi 6 Portable Router	Date of Test	2024-08-29
Factor	BBHA 9120D	Temp. / Humidity	24°C /58%
Polarity	Horizontal	Site / Test Engineer	AC1 / Todd
Test Mode	802.11ax-20MHz_TX_Band3_CH 140_ANT 1+2+3	Test Voltage	AC 120V/60Hz

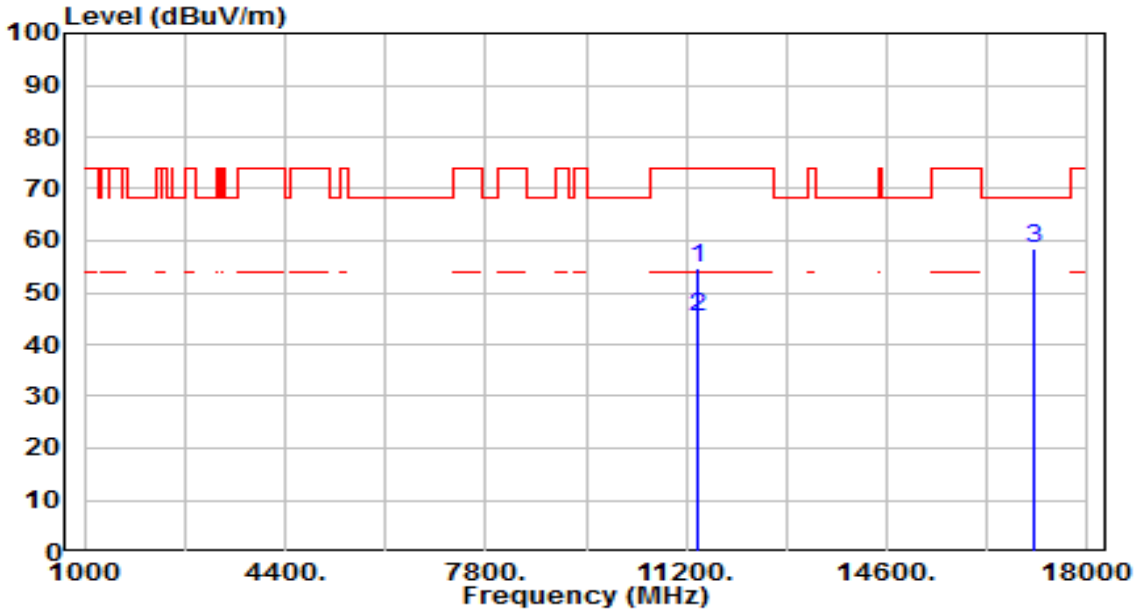

No		Frequency (MHz)	Reading (dBuV)	C.F (dB/m)	Measurement (dBuV/m)	Margin (dB)	Limit (dBuV/m)	Height (cm)	Angle (deg)	Remark (QP/PK/AV)
1		11400.000	34.93	19.66	54.59	-19.41	74.00	100	240	Peak
2	*	11400.000	25.50	19.66	45.16	-8.84	54.00	100	240	Average
3	*	17100.000	33.71	24.76	58.47	-9.73	68.20	100	41	Peak

Note:

1. " *", means this data is the worst emission level.
2. C.F (Correction Factor) = Antenna Factor (dB/m) + Cable Loss (dB) – Preamplifier(dB).
3. Measurement (dBuV/m) = Reading(dBuV) + C.F (Correction Factor).
4. The emission levels of other frequencies are very lower than the limit and not show in test report.

EUT	AX3000 Wi-Fi 6 Portable Router	Date of Test	2024-08-29
Factor	BBHA 9120D	Temp. / Humidity	24°C /58%
Polarity	Vertical	Site / Test Engineer	AC1 / Todd
Test Mode	802.11ax-20MHz_TX_Band3_CH 140_ANT 1+2+3	Test Voltage	AC 120V/60Hz

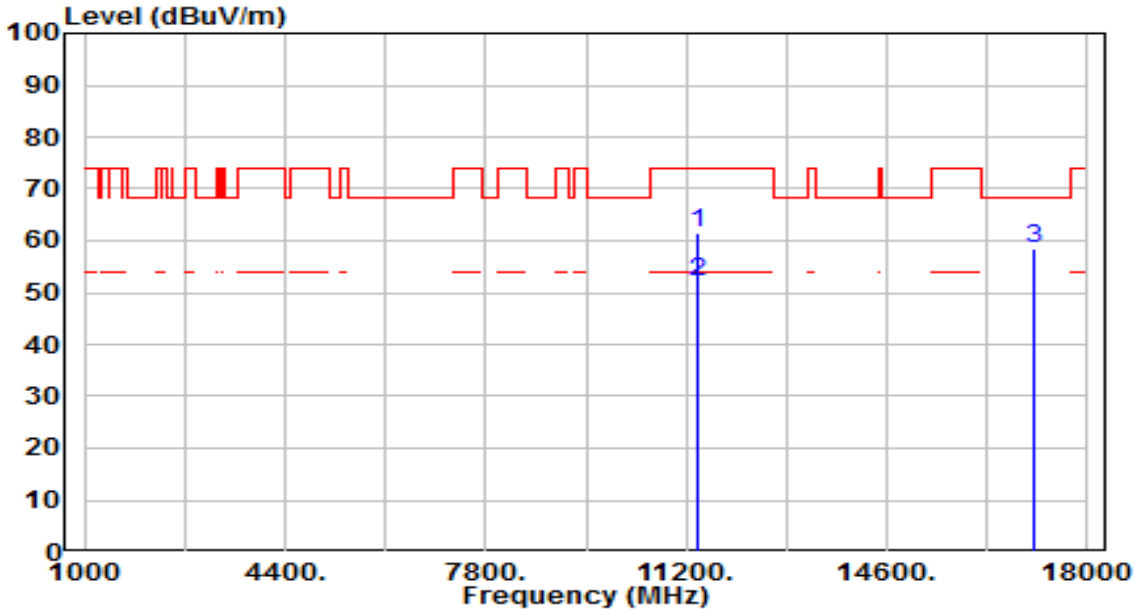

No		Frequency (MHz)	Reading (dBuV)	C.F (dB/m)	Measurement (dBuV/m)	Margin (dB)	Limit (dBuV/m)	Height (cm)	Angle (deg)	Remark (QP/PK/AV)
1		11400.000	41.95	19.66	61.61	-12.39	74.00	100	86	Peak
2	*	11400.000	32.40	19.66	52.06	-1.94	54.00	100	86	Average
3	*	17100.000	33.91	24.76	58.68	-9.52	68.20	100	30	Peak

Note:

1. " *", means this data is the worst emission level.
2. C.F (Correction Factor) = Antenna Factor (dB/m) + Cable Loss (dB) – Preamplifier(dB).
3. Measurement (dBuV/m) = Reading(dBuV) + C.F (Correction Factor).
4. The emission levels of other frequencies are very lower than the limit and not show in test report.

EUT	AX3000 Wi-Fi 6 Portable Router	Date of Test	2024-08-29
Factor	BBHA 9120D	Temp. / Humidity	24°C /58%
Polarity	Horizontal	Site / Test Engineer	AC1 / Todd
Test Mode	802.11ax-20MHz_TX_Band3_CH 144_ANT 1+2+3	Test Voltage	AC 120V/60Hz

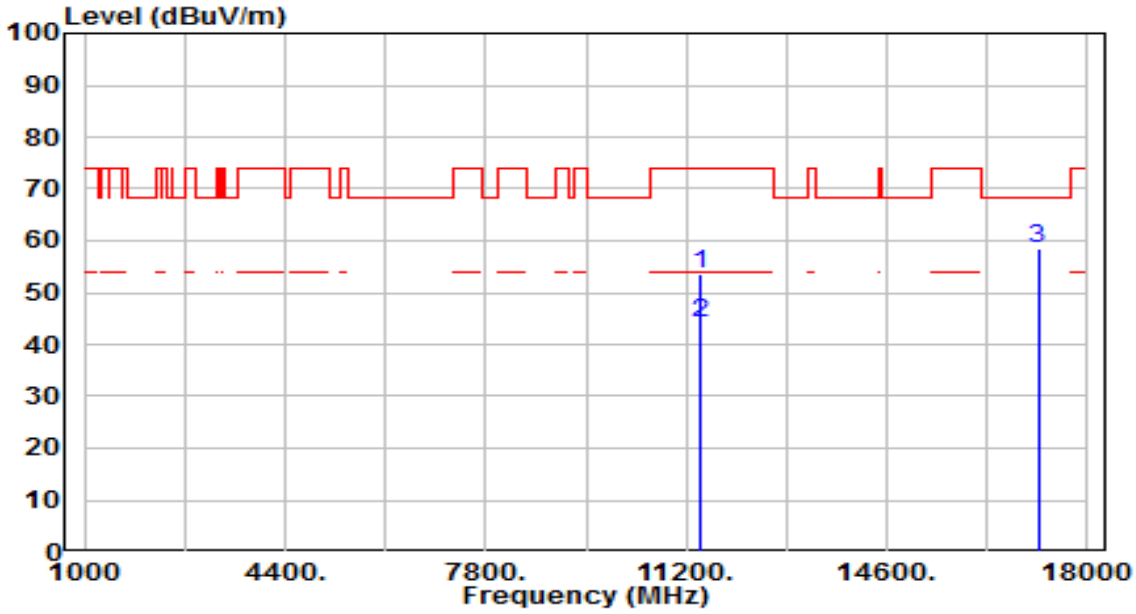

No		Frequency (MHz)	Reading (dBuV)	C.F (dB/m)	Measurement (dBuV/m)	Margin (dB)	Limit (dBuV/m)	Height (cm)	Angle (deg)	Remark (QP/PK/AV)
1		11440.000	34.03	19.73	53.76	-20.24	74.00	100	117	Peak
2	*	11440.000	24.50	19.73	44.23	-9.77	54.00	100	117	Average
3	*	17160.000	33.30	25.21	58.51	-9.69	68.20	100	6	Peak

Note:

1. " *", means this data is the worst emission level.
2. C.F (Correction Factor) = Antenna Factor (dB/m) + Cable Loss (dB) – Preamplifier(dB).
3. Measurement (dBuV/m) = Reading(dBuV) + C.F (Correction Factor).
4. The emission levels of other frequencies are very lower than the limit and not show in test report.

EUT	AX3000 Wi-Fi 6 Portable Router	Date of Test	2024-08-29
Factor	BBHA 9120D	Temp. / Humidity	24°C /58%
Polarity	Vertical	Site / Test Engineer	AC1 / Todd
Test Mode	802.11ax-20MHz_TX_Band3_CH 144_ANT 1+2+3	Test Voltage	AC 120V/60Hz

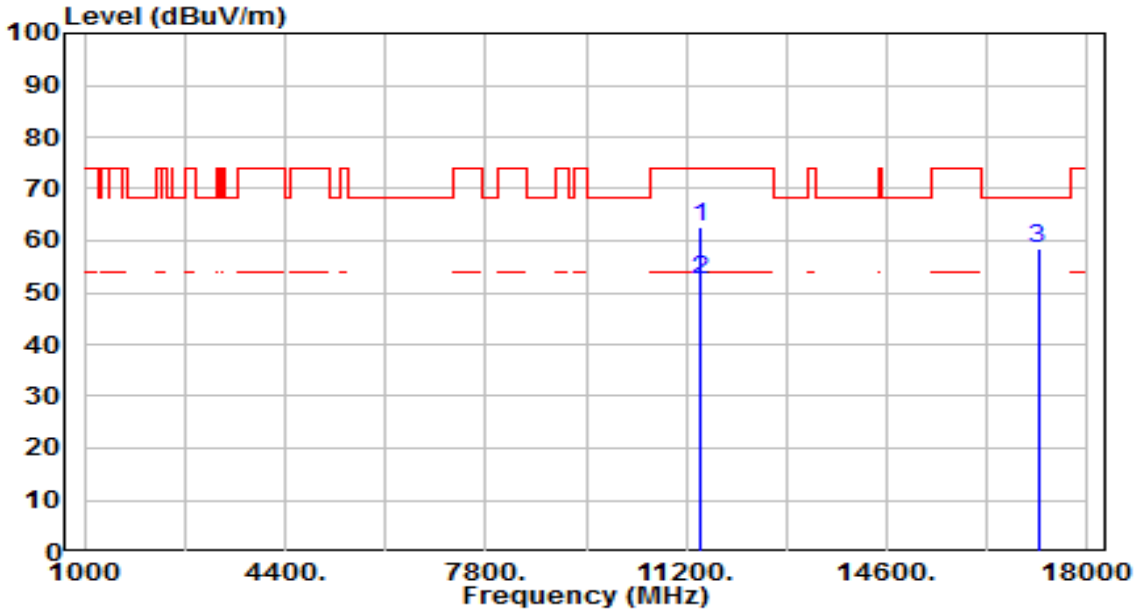

No		Frequency (MHz)	Reading (dBuV)	C.F (dB/m)	Measurement (dBuV/m)	Margin (dB)	Limit (dBuV/m)	Height (cm)	Angle (deg)	Remark (QP/PK/AV)
1		11440.000	42.90	19.73	62.63	-11.37	74.00	100	82	Peak
2	*	11440.000	32.89	19.73	52.62	-1.38	54.00	100	82	Average
3	*	17160.000	33.40	25.21	58.61	-9.59	68.20	100	187	Peak

Note:

1. " *", means this data is the worst emission level.
2. C.F (Correction Factor) = Antenna Factor (dB/m) + Cable Loss (dB) – Preamplifier(dB).
3. Measurement (dBuV/m) = Reading(dBuV) + C.F (Correction Factor).
4. The emission levels of other frequencies are very lower than the limit and not show in test report.

EUT	AX3000 Wi-Fi 6 Portable Router	Date of Test	2024-08-29
Factor	BBHA 9120D	Temp. / Humidity	25°C /62%
Polarity	Horizontal	Site / Test Engineer	AC1 / Todd
Test Mode	802.11ax-20MHz_TX_Band4_CH 149_ANT 1+2+3	Test Voltage	AC 120V/60Hz

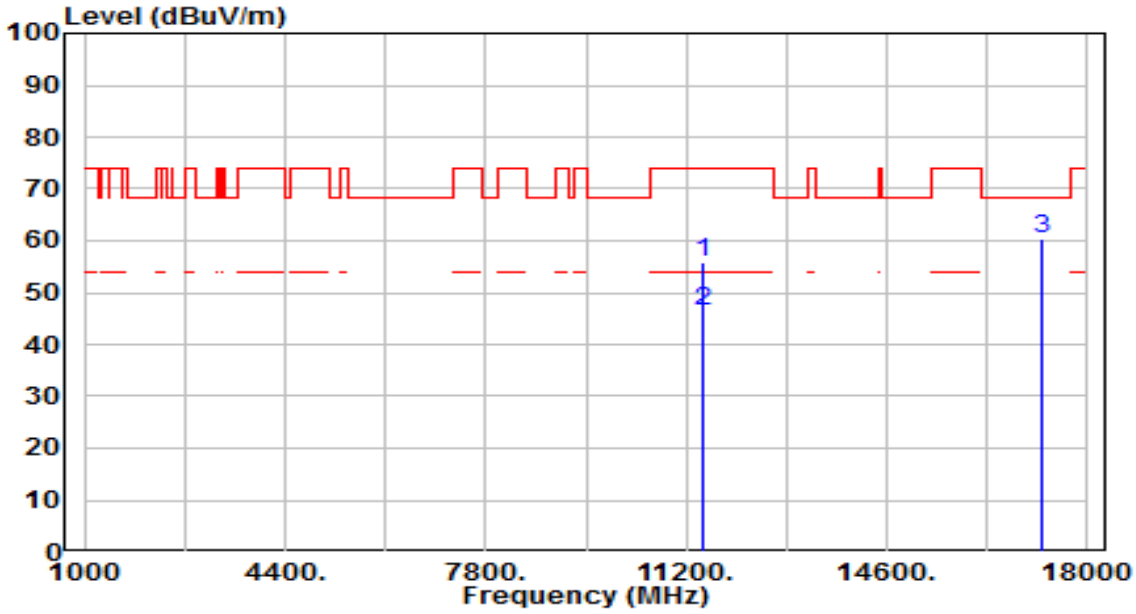

No		Frequency (MHz)	Reading (dBuV)	C.F (dB/m)	Measurement (dBuV/m)	Margin (dB)	Limit (dBuV/m)	Height (cm)	Angle (deg)	Remark (QP/PK/AV)
1		11490.000	36.18	19.83	56.01	-17.99	74.00	100	130	Peak
2	*	11490.000	26.50	19.83	46.33	-7.67	54.00	100	130	Average
3	*	17235.000	34.69	25.76	60.45	-7.75	68.20	100	280	Peak

Note:

1. " *", means this data is the worst emission level.
2. C.F (Correction Factor) = Antenna Factor (dB/m) + Cable Loss (dB) – Preamplifier(dB).
3. Measurement (dBuV/m) = Reading(dBuV) + C.F (Correction Factor).
4. The emission levels of other frequencies are very lower than the limit and not show in test report.

EUT	AX3000 Wi-Fi 6 Portable Router	Date of Test	2024-08-29
Factor	BBHA 9120D	Temp. / Humidity	25°C /62%
Polarity	Vertical	Site / Test Engineer	AC1 / Todd
Test Mode	802.11ax-20MHz_TX_Band4_CH 149_ANT 1+2+3	Test Voltage	AC 120V/60Hz

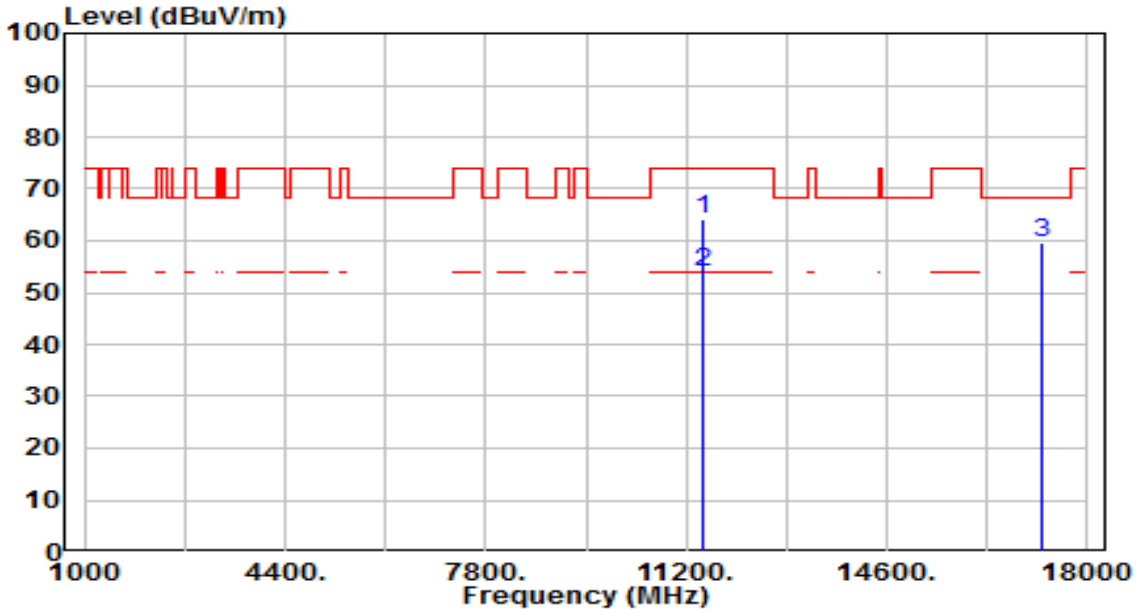

No		Frequency (MHz)	Reading (dBuV)	C.F (dB/m)	Measurement (dBuV/m)	Margin (dB)	Limit (dBuV/m)	Height (cm)	Angle (deg)	Remark (QP/PK/AV)
1		11490.000	44.23	19.83	64.06	-9.94	74.00	100	72	Peak
2	*	11490.000	34.00	19.83	53.83	-0.17	54.00	100	72	Average
3	*	17235.000	33.83	25.76	59.59	-8.61	68.20	100	76	Peak

Note:

1. " *", means this data is the worst emission level.
2. C.F (Correction Factor) = Antenna Factor (dB/m) + Cable Loss (dB) – Preamplifier(dB).
3. Measurement (dBuV/m) = Reading(dBuV) + C.F (Correction Factor).
4. The emission levels of other frequencies are very lower than the limit and not show in test report.

EUT	AX3000 Wi-Fi 6 Portable Router	Date of Test	2024-08-29
Factor	BBHA 9120D	Temp. / Humidity	25°C /62%
Polarity	Horizontal	Site / Test Engineer	AC1 / Todd
Test Mode	802.11ax-20MHz_TX_Band4_CH 157_ANT 1+2+3	Test Voltage	AC 120V/60Hz

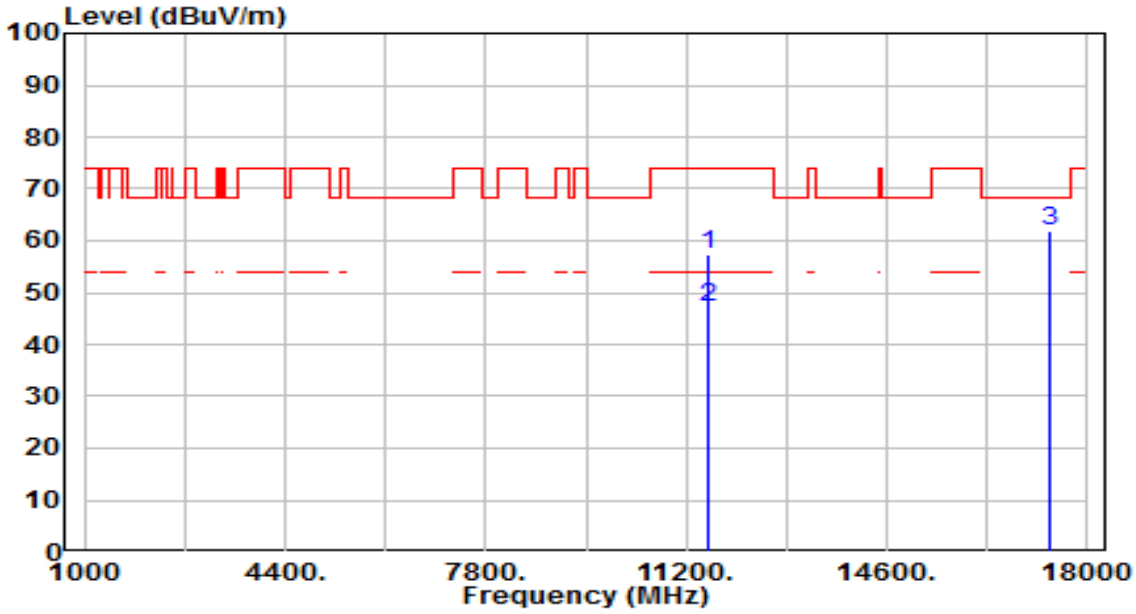

No		Frequency (MHz)	Reading (dBuV)	C.F (dB/m)	Measurement (dBuV/m)	Margin (dB)	Limit (dBuV/m)	Height (cm)	Angle (deg)	Remark (QP/PK/AV)
1		11570.000	37.65	19.72	57.37	-16.63	74.00	100	127	Peak
2	*	11570.000	27.60	19.72	47.32	-6.68	54.00	100	127	Average
3	*	17355.000	35.18	26.65	61.83	-6.37	68.20	100	92	Peak

Note:

1. " *", means this data is the worst emission level.
2. C.F (Correction Factor) = Antenna Factor (dB/m) + Cable Loss (dB) – Preamplifier(dB).
3. Measurement (dBuV/m) = Reading(dBuV) + C.F (Correction Factor).
4. The emission levels of other frequencies are very lower than the limit and not show in test report.

EUT	AX3000 Wi-Fi 6 Portable Router	Date of Test	2024-08-29
Factor	BBHA 9120D	Temp. / Humidity	25°C /62%
Polarity	Vertical	Site / Test Engineer	AC1 / Todd
Test Mode	802.11ax-20MHz_TX_Band4_CH 157_ANT 1+2+3	Test Voltage	AC 120V/60Hz

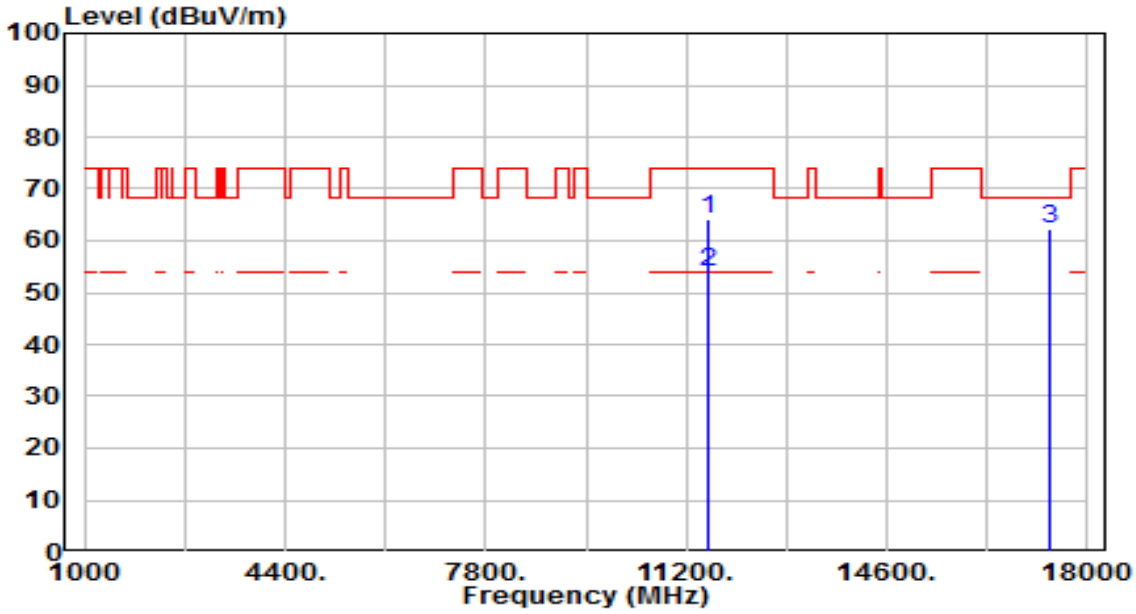

No		Frequency (MHz)	Reading (dBuV)	C.F (dB/m)	Measurement (dBuV/m)	Margin (dB)	Limit (dBuV/m)	Height (cm)	Angle (deg)	Remark (QP/PK/AV)
1		11570.000	44.51	19.72	64.23	-9.77	74.00	100	74	Peak
2	*	11570.000	34.08	19.72	53.80	-0.20	54.00	100	74	Average
3	*	17355.000	35.73	26.65	62.39	-5.81	68.20	100	95	Peak

Note:

1. " *", means this data is the worst emission level.
2. C.F (Correction Factor) = Antenna Factor (dB/m) + Cable Loss (dB) – Preamplifier(dB).
3. Measurement (dBuV/m) = Reading(dBuV) + C.F (Correction Factor).
4. The emission levels of other frequencies are very lower than the limit and not show in test report.

EUT	AX3000 Wi-Fi 6 Portable Router	Date of Test	2024-08-29
Factor	BBHA 9120D	Temp. / Humidity	25°C /62%
Polarity	Horizontal	Site / Test Engineer	AC1 / Todd
Test Mode	802.11ax-20MHz_TX_Band4_CH 165_ANT 1+2+3	Test Voltage	AC 120V/60Hz

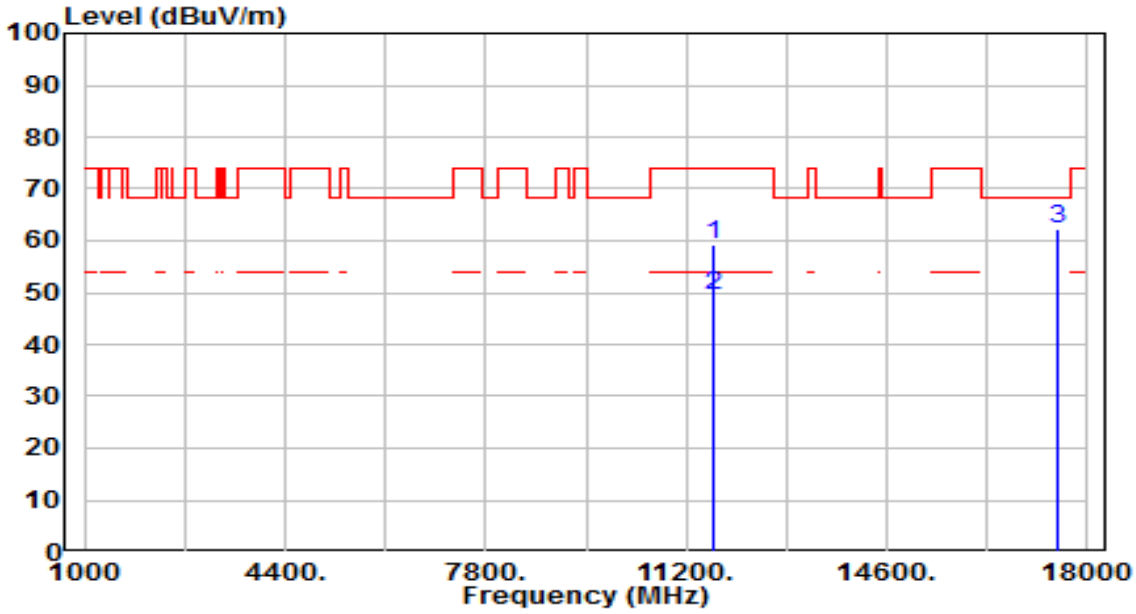

No		Frequency (MHz)	Reading (dBuV)	C.F (dB/m)	Measurement (dBuV/m)	Margin (dB)	Limit (dBuV/m)	Height (cm)	Angle (deg)	Remark (QP/PK/AV)
1		11650.000	39.56	19.57	59.13	-14.87	74.00	100	133	Peak
2	*	11650.000	29.70	19.57	49.27	-4.73	54.00	100	133	Average
3	*	17475.000	34.89	27.54	62.43	-5.77	68.20	100	219	Peak

Note:

1. " *", means this data is the worst emission level.
2. C.F (Correction Factor) = Antenna Factor (dB/m) + Cable Loss (dB) – Preamplifier(dB).
3. Measurement (dBuV/m) = Reading(dBuV) + C.F (Correction Factor).
4. The emission levels of other frequencies are very lower than the limit and not show in test report.

EUT	AX3000 Wi-Fi 6 Portable Router	Date of Test	2024-08-29
Factor	BBHA 9120D	Temp. / Humidity	25°C /62%
Polarity	Vertical	Site / Test Engineer	AC1 / Todd
Test Mode	802.11ax-20MHz_TX_Band4_CH 165_ANT 1+2+3	Test Voltage	AC 120V/60Hz

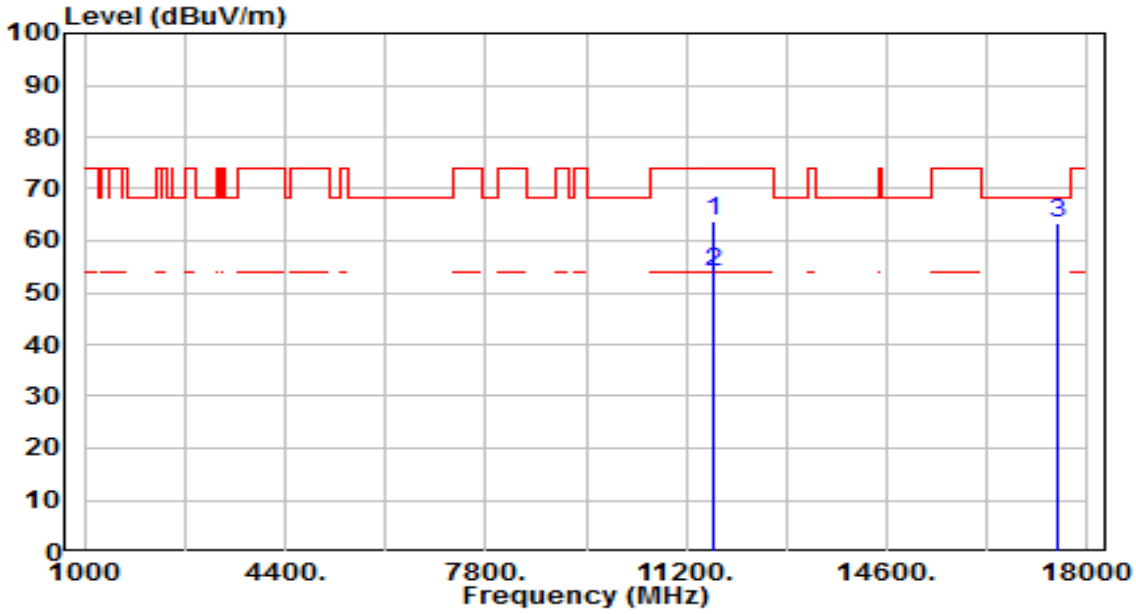

No		Frequency (MHz)	Reading (dBuV)	C.F (dB/m)	Measurement (dBuV/m)	Margin (dB)	Limit (dBuV/m)	Height (cm)	Angle (deg)	Remark (QP/PK/AV)
1		11650.000	44.33	19.57	63.90	-10.10	74.00	100	308	Peak
2	*	11650.000	34.27	19.57	53.84	-0.16	54.00	100	308	Average
3	*	17475.000	35.96	27.54	63.51	-4.69	68.20	100	67	Peak

Note:

1. " *", means this data is the worst emission level.
2. C.F (Correction Factor) = Antenna Factor (dB/m) + Cable Loss (dB) – Preamplifier(dB).
3. Measurement (dBuV/m) = Reading(dBuV) + C.F (Correction Factor).
4. The emission levels of other frequencies are very lower than the limit and not show in test report.

EUT	AX3000 Wi-Fi 6 Portable Router	Date of Test	2024-08-29
Factor	BBHA 9120D	Temp. / Humidity	25°C /62%
Polarity	Horizontal	Site / Test Engineer	AC1 / Todd
Test Mode	802.11ax-40MHz_TX_Band1_CH 38_ANT 1+2+3	Test Voltage	AC 120V/60Hz

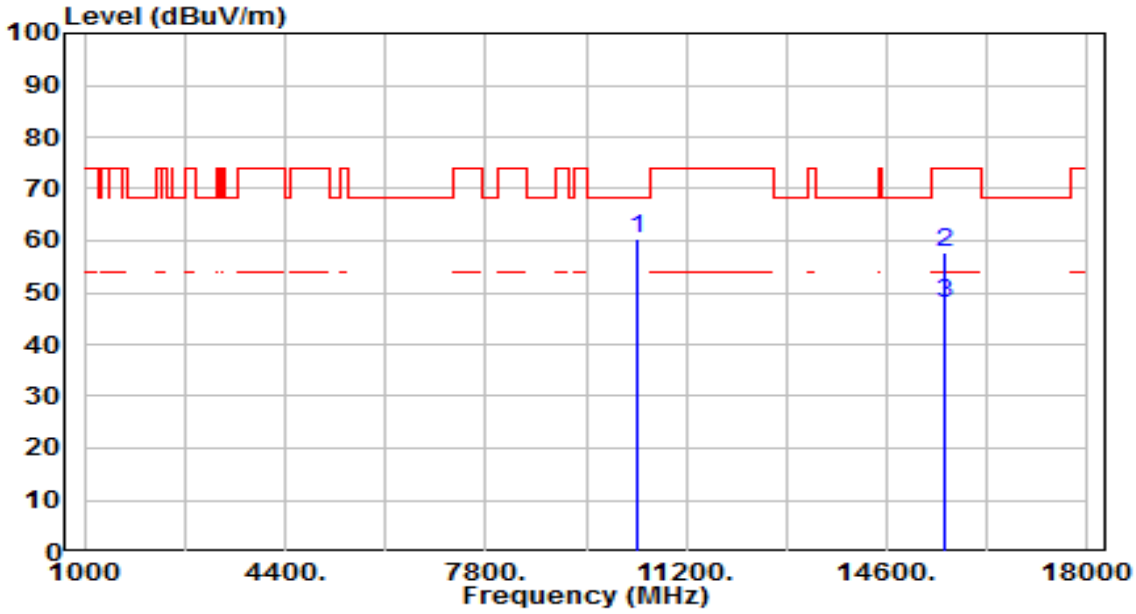

No		Frequency (MHz)	Reading (dBuV)	C.F (dB/m)	Measurement (dBuV/m)	Margin (dB)	Limit (dBuV/m)	Height (cm)	Angle (deg)	Remark (QP/PK/AV)
1	*	10380.000	42.44	17.95	60.40	-7.80	68.20	100	62	Peak
2		15570.000	36.59	21.05	57.64	-16.36	74.00	100	91	Peak
3	*	15570.000	26.80	21.05	47.85	-6.15	54.00	100	91	Average

Note:

1. " *", means this data is the worst emission level.
2. C.F (Correction Factor) = Antenna Factor (dB/m) + Cable Loss (dB) – Preamplifier(dB).
3. Measurement (dBuV/m) = Reading(dBuV) + C.F (Correction Factor).
4. The emission levels of other frequencies are very lower than the limit and not show in test report.

EUT	AX3000 Wi-Fi 6 Portable Router	Date of Test	2024-08-29
Factor	BBHA 9120D	Temp. / Humidity	25°C /62%
Polarity	Vertical	Site / Test Engineer	AC1 / Todd
Test Mode	802.11ax-40MHz_TX_Band1_CH 38_ANT 1+2+3	Test Voltage	AC 120V/60Hz

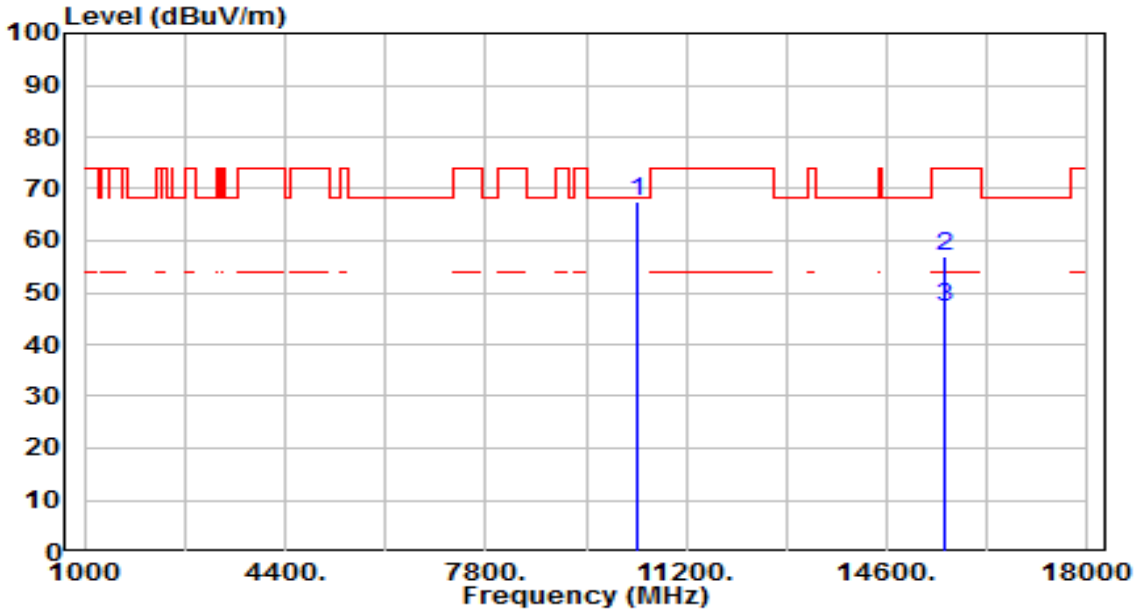

No		Frequency (MHz)	Reading (dBuV)	C.F (dB/m)	Measurement (dBuV/m)	Margin (dB)	Limit (dBuV/m)	Height (cm)	Angle (deg)	Remark (QP/PK/AV)
1	*	10380.000	49.61	17.95	67.56	-0.64	68.20	100	91	Peak
2		15570.000	35.96	21.05	57.01	-16.99	74.00	100	215	Peak
3	*	15570.000	26.30	21.05	47.35	-6.65	54.00	100	215	Average

Note:

1. " *", means this data is the worst emission level.
2. C.F (Correction Factor) = Antenna Factor (dB/m) + Cable Loss (dB) – Preamplifier(dB).
3. Measurement (dBuV/m) = Reading(dBuV) + C.F (Correction Factor).
4. The emission levels of other frequencies are very lower than the limit and not show in test report.

EUT	AX3000 Wi-Fi 6 Portable Router	Date of Test	2024-08-29
Factor	BBHA 9120D	Temp. / Humidity	25°C /62%
Polarity	Horizontal	Site / Test Engineer	AC1 / Todd
Test Mode	802.11ax-40MHz_TX_Band1_CH 46_ANT 1+2+3	Test Voltage	AC 120V/60Hz

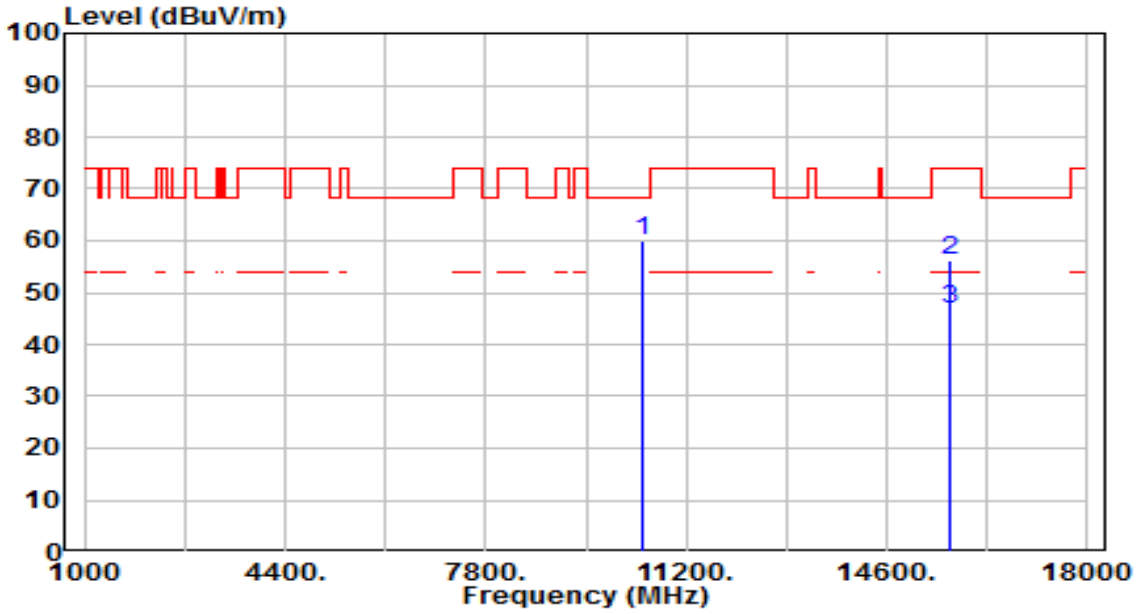

No		Frequency (MHz)	Reading (dBuV)	C.F (dB/m)	Measurement (dBuV/m)	Margin (dB)	Limit (dBuV/m)	Height (cm)	Angle (deg)	Remark (QP/PK/AV)
1	*	10460.000	41.65	18.27	59.92	-8.28	68.20	100	94	Peak
2		15690.000	35.62	20.69	56.30	-17.70	74.00	100	258	Peak
3	*	15690.000	26.00	20.69	46.69	-7.31	54.00	100	258	Average

Note:

1. " *", means this data is the worst emission level.
2. C.F (Correction Factor) = Antenna Factor (dB/m) + Cable Loss (dB) – Preamplifier(dB).
3. Measurement (dBuV/m) = Reading(dBuV) + C.F (Correction Factor).
4. The emission levels of other frequencies are very lower than the limit and not show in test report.

EUT	AX3000 Wi-Fi 6 Portable Router	Date of Test	2024-08-29
Factor	BBHA 9120D	Temp. / Humidity	25°C /62%
Polarity	Vertical	Site / Test Engineer	AC1 / Todd
Test Mode	802.11ax-40MHz_TX_Band1_CH 46_ANT 1+2+3	Test Voltage	AC 120V/60Hz

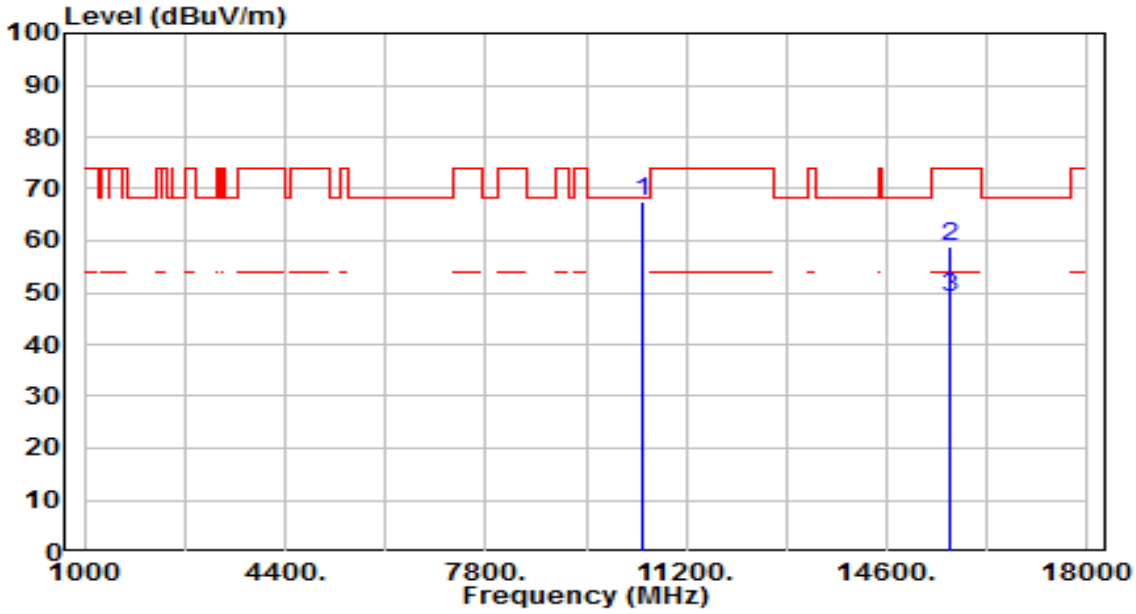

No		Frequency (MHz)	Reading (dBuV)	C.F (dB/m)	Measurement (dBuV/m)	Margin (dB)	Limit (dBuV/m)	Height (cm)	Angle (deg)	Remark (QP/PK/AV)
1	*	10460.000	49.15	18.27	67.42	-0.78	68.20	100	94	Peak
2		15690.000	38.29	20.69	58.98	-15.02	74.00	100	112	Peak
3	*	15690.000	28.50	20.69	49.19	-4.81	54.00	100	112	Average

Note:

1. " *", means this data is the worst emission level.
2. C.F (Correction Factor) = Antenna Factor (dB/m) + Cable Loss (dB) – Preamplifier(dB).
3. Measurement (dBuV/m) = Reading(dBuV) + C.F (Correction Factor).
4. The emission levels of other frequencies are very lower than the limit and not show in test report.

EUT	AX3000 Wi-Fi 6 Portable Router	Date of Test	2024-08-29
Factor	BBHA 9120D	Temp. / Humidity	24°C /58%
Polarity	Horizontal	Site / Test Engineer	AC1 / Todd
Test Mode	802.11ax-40MHz_TX_Band2_CH 54_ANT 1+2+3	Test Voltage	AC 120V/60Hz

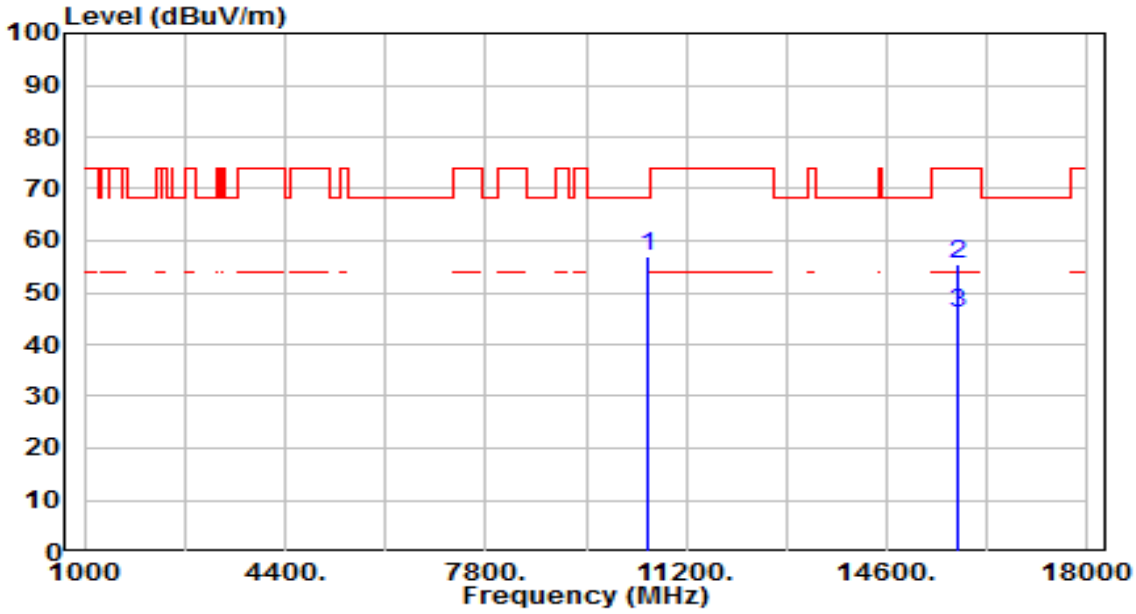

No		Frequency (MHz)	Reading (dBuV)	C.F (dB/m)	Measurement (dBuV/m)	Margin (dB)	Limit (dBuV/m)	Height (cm)	Angle (deg)	Remark (QP/PK/AV)
1	*	10540.000	38.32	18.47	56.79	-11.41	68.20	100	256	Peak
2		15810.000	35.28	20.32	55.60	-18.40	74.00	100	123	Peak
3	*	15810.000	25.60	20.32	45.92	-8.08	54.00	100	123	Average

Note:

1. " *", means this data is the worst emission level.
2. C.F (Correction Factor) = Antenna Factor (dB/m) + Cable Loss (dB) – Preamplifier(dB).
3. Measurement (dBuV/m) = Reading(dBuV) + C.F (Correction Factor).
4. The emission levels of other frequencies are very lower than the limit and not show in test report.

EUT	AX3000 Wi-Fi 6 Portable Router	Date of Test	2024-08-29
Factor	BBHA 9120D	Temp. / Humidity	24°C /58%
Polarity	Vertical	Site / Test Engineer	AC1 / Todd
Test Mode	802.11ax-40MHz_TX_Band2_CH 54_ANT 1+2+3	Test Voltage	AC 120V/60Hz

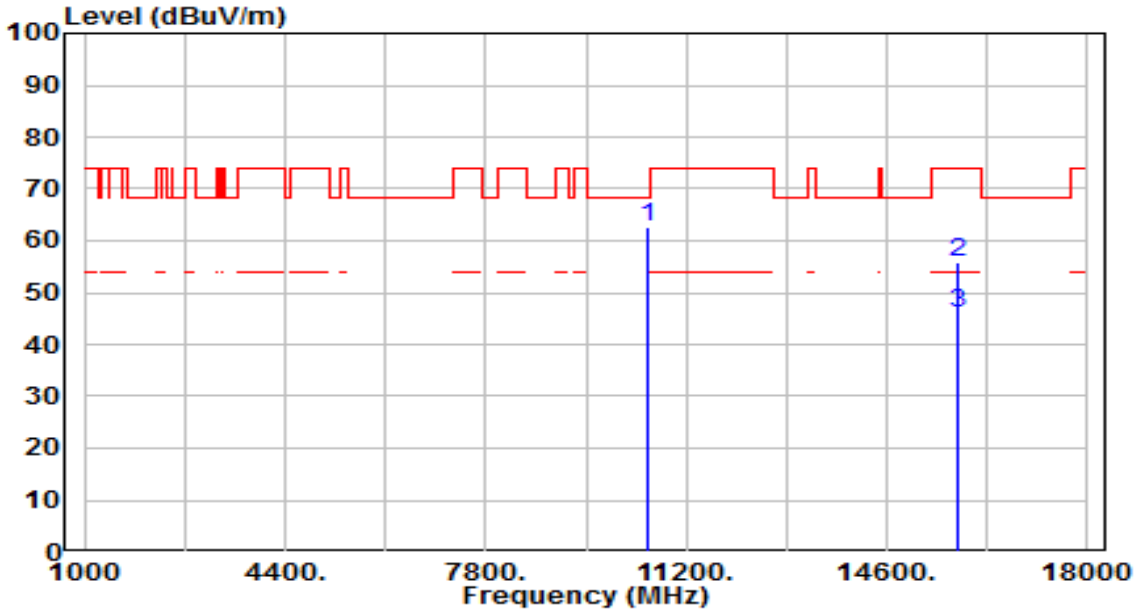

No		Frequency (MHz)	Reading (dBuV)	C.F (dB/m)	Measurement (dBuV/m)	Margin (dB)	Limit (dBuV/m)	Height (cm)	Angle (deg)	Remark (QP/PK/AV)
1	*	10540.000	44.07	18.47	62.54	-5.66	68.20	100	251	Peak
2		15810.000	35.35	20.32	55.67	-18.33	74.00	100	128	Peak
3	*	15810.000	25.70	20.32	46.02	-7.98	54.00	100	128	Average

Note:

1. " *", means this data is the worst emission level.
2. C.F (Correction Factor) = Antenna Factor (dB/m) + Cable Loss (dB) – Preamplifier(dB).
3. Measurement (dBuV/m) = Reading(dBuV) + C.F (Correction Factor).
4. The emission levels of other frequencies are very lower than the limit and not show in test report.

EUT	AX3000 Wi-Fi 6 Portable Router	Date of Test	2024-08-29
Factor	BBHA 9120D	Temp. / Humidity	24°C /58%
Polarity	Horizontal	Site / Test Engineer	AC1 / Todd
Test Mode	802.11ax-40MHz_TX_Band2_CH 62_ANT 1+2+3	Test Voltage	AC 120V/60Hz

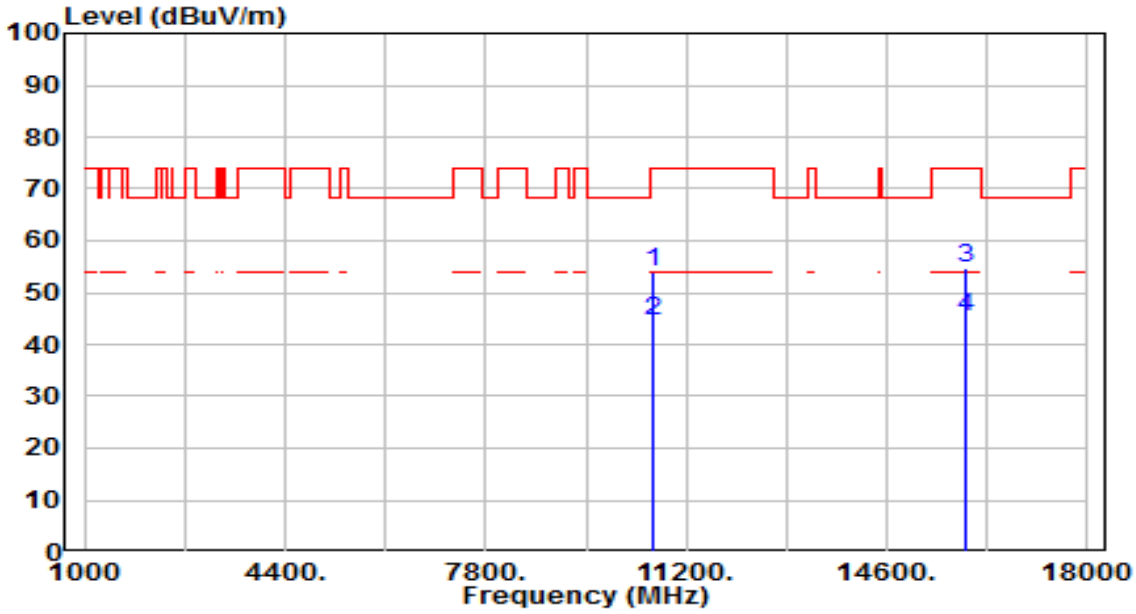

No		Frequency (MHz)	Reading (dBuV)	C.F (dB/m)	Measurement (dBuV/m)	Margin (dB)	Limit (dBuV/m)	Height (cm)	Angle (deg)	Remark (QP/PK/AV)
1		10620.000	35.31	18.54	53.85	-20.15	74.00	100	121	Peak
2		10620.000	25.80	18.54	44.34	-9.66	54.00	100	121	Average
3	*	15930.000	34.89	19.95	54.84	-19.16	74.00	100	2	Peak
4	*	15930.000	25.20	19.95	45.15	-8.85	54.00	100	2	Average

Note:

1. " *", means this data is the worst emission level.
2. C.F (Correction Factor) = Antenna Factor (dB/m) + Cable Loss (dB) – Preamplifier(dB).
3. Measurement (dBuV/m) = Reading(dBuV) + C.F (Correction Factor).
4. The emission levels of other frequencies are very lower than the limit and not show in test report.

EUT	AX3000 Wi-Fi 6 Portable Router	Date of Test	2024-08-29
Factor	BBHA 9120D	Temp. / Humidity	24°C /58%
Polarity	Vertical	Site / Test Engineer	AC1 / Todd
Test Mode	802.11ax-40MHz_TX_Band2_CH 62_ANT 1+2+3	Test Voltage	AC 120V/60Hz

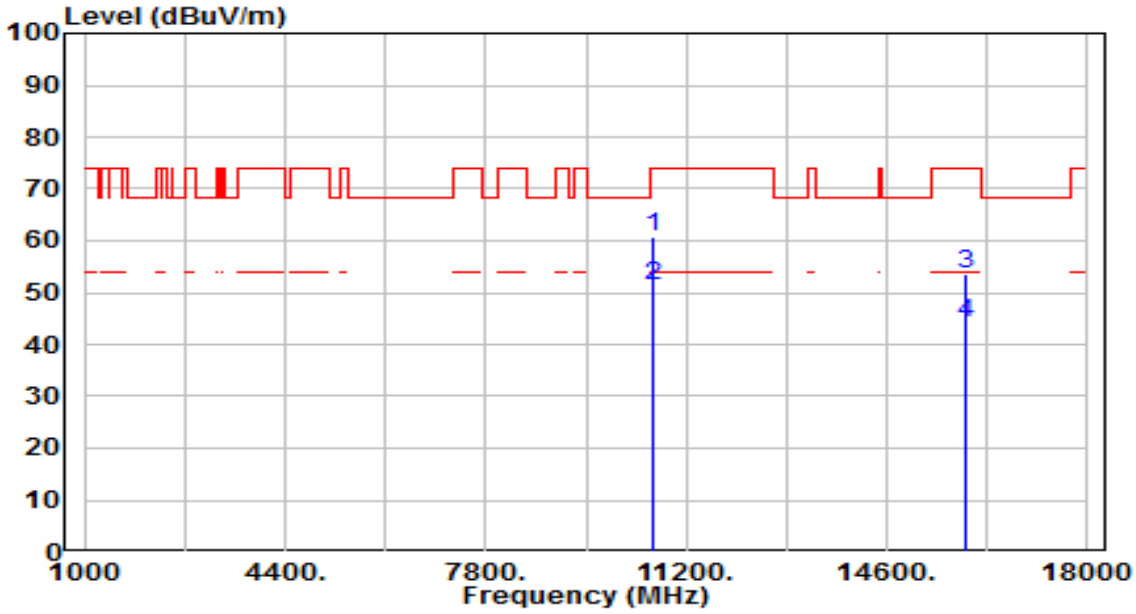

No		Frequency (MHz)	Reading (dBuV)	C.F (dB/m)	Measurement (dBuV/m)	Margin (dB)	Limit (dBuV/m)	Height (cm)	Angle (deg)	Remark (QP/PK/AV)
1	*	10620.000	42.29	18.54	60.83	-13.17	74.00	100	69	Peak
2	*	10620.000	32.60	18.54	51.14	-2.86	54.00	100	69	Average
3		15930.000	33.69	19.95	53.64	-20.36	74.00	100	2	Peak
4		15930.000	24.10	19.95	44.05	-9.95	54.00	100	2	Average

Note:

1. " *", means this data is the worst emission level.
2. C.F (Correction Factor) = Antenna Factor (dB/m) + Cable Loss (dB) – Preamplifier(dB).
3. Measurement (dBuV/m) = Reading(dBuV) + C.F (Correction Factor).
4. The emission levels of other frequencies are very lower than the limit and not show in test report.

EUT	AX3000 Wi-Fi 6 Portable Router	Date of Test	2024-08-29
Factor	BBHA 9120D	Temp. / Humidity	24°C /58%
Polarity	Horizontal	Site / Test Engineer	AC1 / Todd
Test Mode	802.11ax-40MHz_TX_Band3_CH 102_ANT 1+2+3	Test Voltage	AC 120V/60Hz

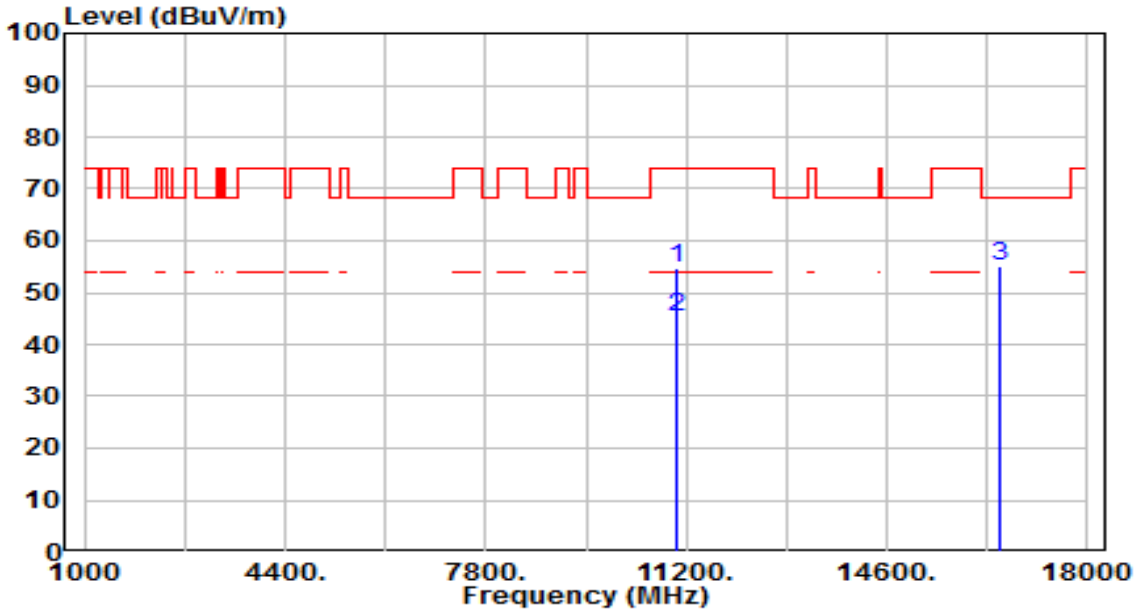

No		Frequency (MHz)	Reading (dBuV)	C.F (dB/m)	Measurement (dBuV/m)	Margin (dB)	Limit (dBuV/m)	Height (cm)	Angle (deg)	Remark (QP/PK/AV)
1		11020.000	35.95	18.92	54.87	-19.13	74.00	100	79	Peak
2	*	11020.000	26.40	18.92	45.32	-8.68	54.00	100	79	Average
3	*	16530.000	34.17	20.84	55.01	-13.19	68.20	100	137	Peak

Note:

1. " *", means this data is the worst emission level.
2. C.F (Correction Factor) = Antenna Factor (dB/m) + Cable Loss (dB) – Preamplifier(dB).
3. Measurement (dBuV/m) = Reading(dBuV) + C.F (Correction Factor).
4. The emission levels of other frequencies are very lower than the limit and not show in test report.

EUT	AX3000 Wi-Fi 6 Portable Router	Date of Test	2024-08-29
Factor	BBHA 9120D	Temp. / Humidity	24°C /58%
Polarity	Vertical	Site / Test Engineer	AC1 / Todd
Test Mode	802.11ax-40MHz_TX_Band3_CH 102_ANT 1+2+3	Test Voltage	AC 120V/60Hz

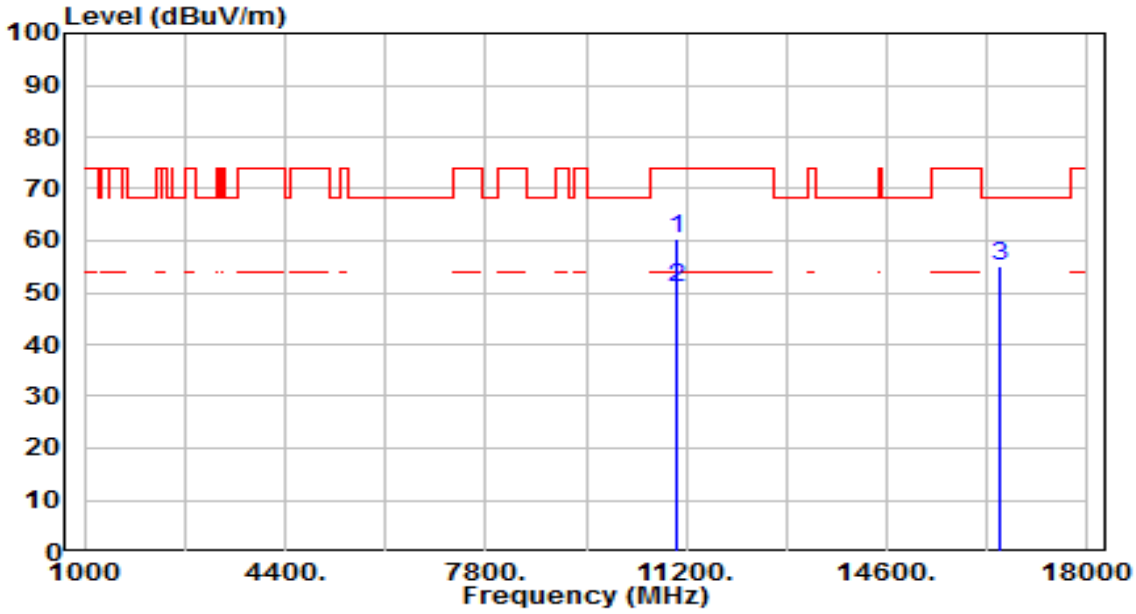

No		Frequency (MHz)	Reading (dBuV)	C.F (dB/m)	Measurement (dBuV/m)	Margin (dB)	Limit (dBuV/m)	Height (cm)	Angle (deg)	Remark (QP/PK/AV)
1		11020.000	41.59	18.92	60.51	-13.49	74.00	100	137	Peak
2	*	11020.000	31.90	18.92	50.82	-3.18	54.00	100	137	Average
3	*	16530.000	34.23	20.84	55.07	-13.13	68.20	100	72	Peak

Note:

1. " *", means this data is the worst emission level.
2. C.F (Correction Factor) = Antenna Factor (dB/m) + Cable Loss (dB) – Preamplifier(dB).
3. Measurement (dBuV/m) = Reading(dBuV) + C.F (Correction Factor).
4. The emission levels of other frequencies are very lower than the limit and not show in test report.

EUT	AX3000 Wi-Fi 6 Portable Router	Date of Test	2024-08-29
Factor	BBHA 9120D	Temp. / Humidity	24°C /58%
Polarity	Horizontal	Site / Test Engineer	AC1 / Todd
Test Mode	802.11ax-40MHz_TX_Band3_CH 110_ANT 1+2+3	Test Voltage	AC 120V/60Hz

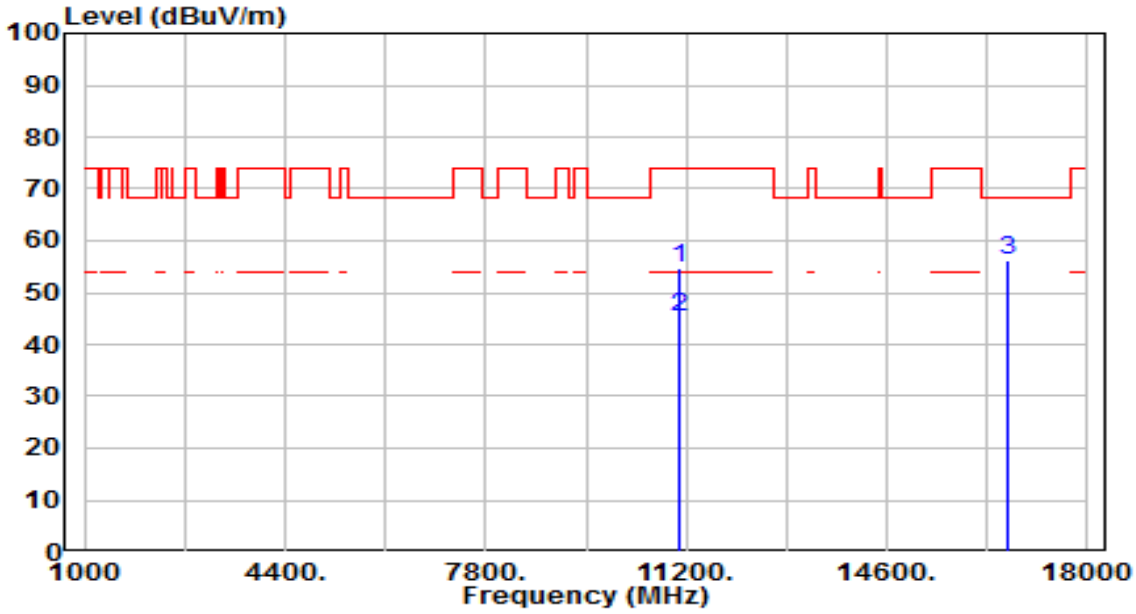

No		Frequency (MHz)	Reading (dBuV)	C.F (dB/m)	Measurement (dBuV/m)	Margin (dB)	Limit (dBuV/m)	Height (cm)	Angle (deg)	Remark (QP/PK/AV)
1		11100.000	35.73	19.07	54.81	-19.19	74.00	100	232	Peak
2	*	11100.000	26.10	19.07	45.17	-8.83	54.00	100	232	Average
3	*	16650.000	34.55	21.65	56.20	-12.00	68.20	100	89	Peak

Note:

1. " *", means this data is the worst emission level.
2. C.F (Correction Factor) = Antenna Factor (dB/m) + Cable Loss (dB) – Preamplifier(dB).
3. Measurement (dBuV/m) = Reading(dBuV) + C.F (Correction Factor).
4. The emission levels of other frequencies are very lower than the limit and not show in test report.

EUT	AX3000 Wi-Fi 6 Portable Router	Date of Test	2024-08-29
Factor	BBHA 9120D	Temp. / Humidity	24°C /58%
Polarity	Vertical	Site / Test Engineer	AC1 / Todd
Test Mode	802.11ax-40MHz_TX_Band3_CH 110_ANT 1+2+3	Test Voltage	AC 120V/60Hz

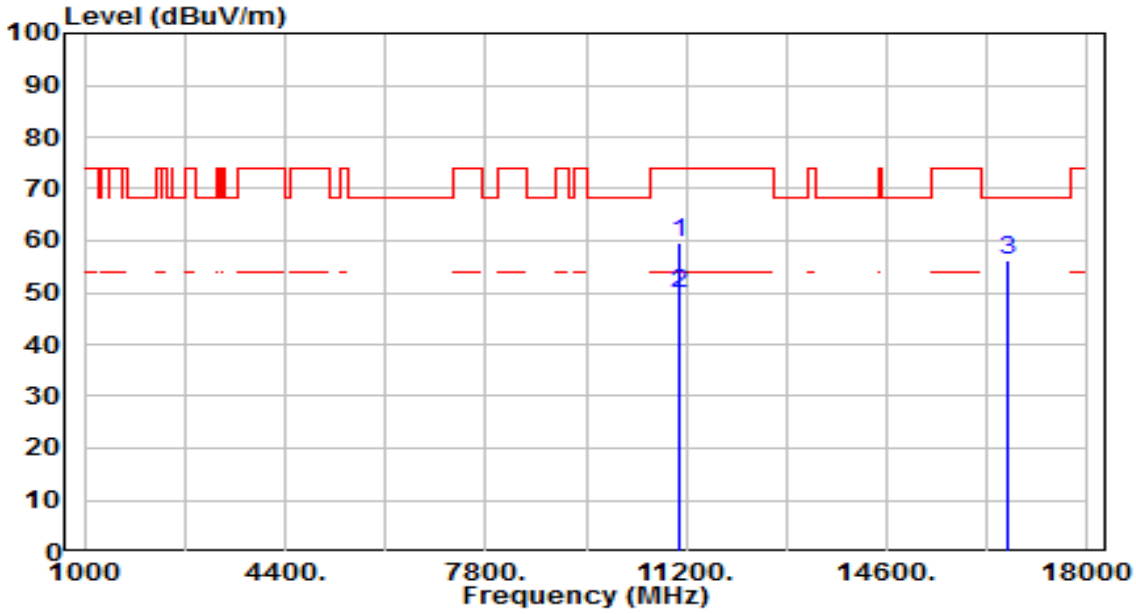

No		Frequency (MHz)	Reading (dBuV)	C.F (dB/m)	Measurement (dBuV/m)	Margin (dB)	Limit (dBuV/m)	Height (cm)	Angle (deg)	Remark (QP/PK/AV)
1		11100.000	40.39	19.07	59.46	-14.54	74.00	100	89	Peak
2	*	11100.000	30.80	19.07	49.87	-4.13	54.00	100	89	Average
3	*	16650.000	34.51	21.65	56.16	-12.04	68.20	100	71	Peak

Note:

1. " *", means this data is the worst emission level.
2. C.F (Correction Factor) = Antenna Factor (dB/m) + Cable Loss (dB) – Preamplifier(dB).
3. Measurement (dBuV/m) = Reading(dBuV) + C.F (Correction Factor).
4. The emission levels of other frequencies are very lower than the limit and not show in test report.

EUT	AX3000 Wi-Fi 6 Portable Router	Date of Test	2024-08-29
Factor	BBHA 9120D	Temp. / Humidity	24°C /58%
Polarity	Horizontal	Site / Test Engineer	AC1 / Todd
Test Mode	802.11ax-40MHz_TX_Band3_CH 134_ANT 1+2+3	Test Voltage	AC 120V/60Hz

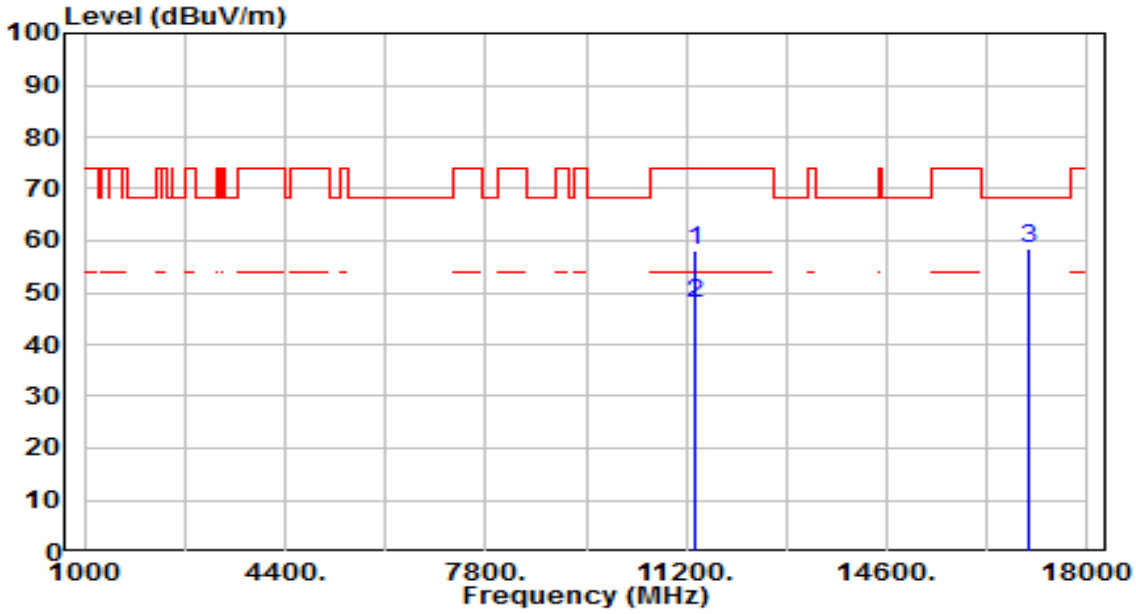

No		Frequency (MHz)	Reading (dBuV)	C.F (dB/m)	Measurement (dBuV/m)	Margin (dB)	Limit (dBuV/m)	Height (cm)	Angle (deg)	Remark (QP/PK/AV)
1		11340.000	38.76	19.54	58.30	-15.70	74.00	100	111	Peak
2	*	11340.000	28.50	19.54	48.04	-5.96	54.00	100	111	Average
3	*	17010.000	34.26	24.09	58.36	-9.84	68.20	100	53	Peak

Note:

1. " *", means this data is the worst emission level.
2. C.F (Correction Factor) = Antenna Factor (dB/m) + Cable Loss (dB) – Preamplifier(dB).
3. Measurement (dBuV/m) = Reading(dBuV) + C.F (Correction Factor).
4. The emission levels of other frequencies are very lower than the limit and not show in test report.

EUT	AX3000 Wi-Fi 6 Portable Router	Date of Test	2024-08-29
Factor	BBHA 9120D	Temp. / Humidity	24°C /58%
Polarity	Vertical	Site / Test Engineer	AC1 / Todd
Test Mode	802.11ax-40MHz_TX_Band3_CH 134_ANT 1+2+3	Test Voltage	AC 120V/60Hz

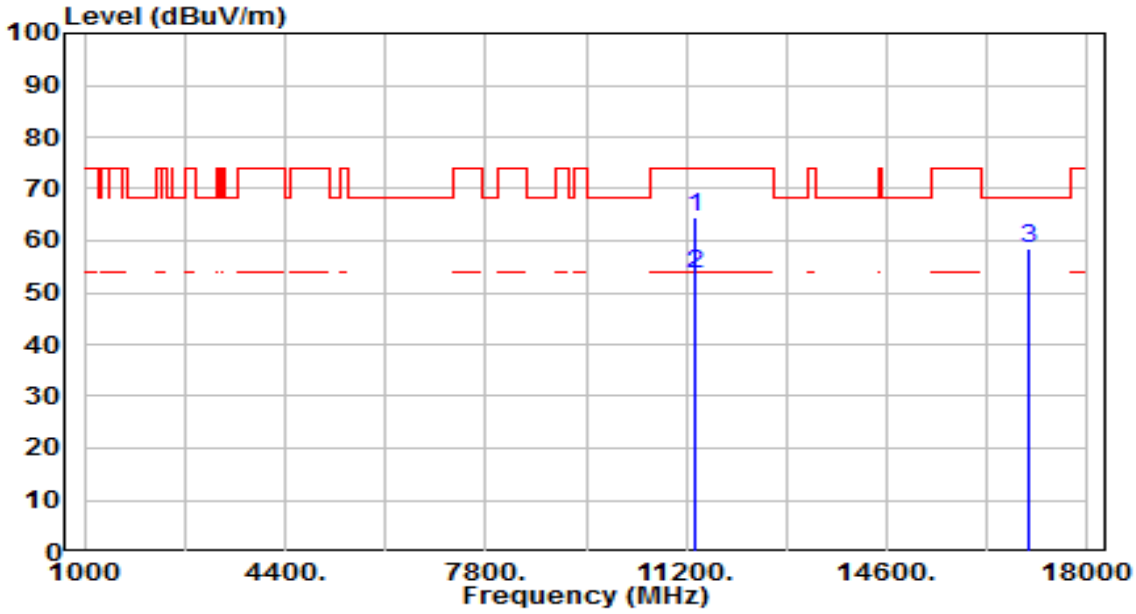

No		Frequency (MHz)	Reading (dBuV)	C.F (dB/m)	Measurement (dBuV/m)	Margin (dB)	Limit (dBuV/m)	Height (cm)	Angle (deg)	Remark (QP/PK/AV)
1		11340.000	44.89	19.54	64.43	-9.57	74.00	100	137	Peak
2	*	11340.000	34.32	19.54	53.86	-0.14	54.00	100	137	Average
3	*	17010.000	34.57	24.09	58.66	-9.54	68.20	100	292	Peak

Note:

1. " *", means this data is the worst emission level.
2. C.F (Correction Factor) = Antenna Factor (dB/m) + Cable Loss (dB) – Preamplifier(dB).
3. Measurement (dBuV/m) = Reading(dBuV) + C.F (Correction Factor).
4. The emission levels of other frequencies are very lower than the limit and not show in test report.

EUT	AX3000 Wi-Fi 6 Portable Router	Date of Test	2024-08-29
Factor	BBHA 9120D	Temp. / Humidity	24°C /58%
Polarity	Horizontal	Site / Test Engineer	AC1 / Todd
Test Mode	802.11ax-40MHz_TX_Band3_CH 142_ANT 1+2+3	Test Voltage	AC 120V/60Hz

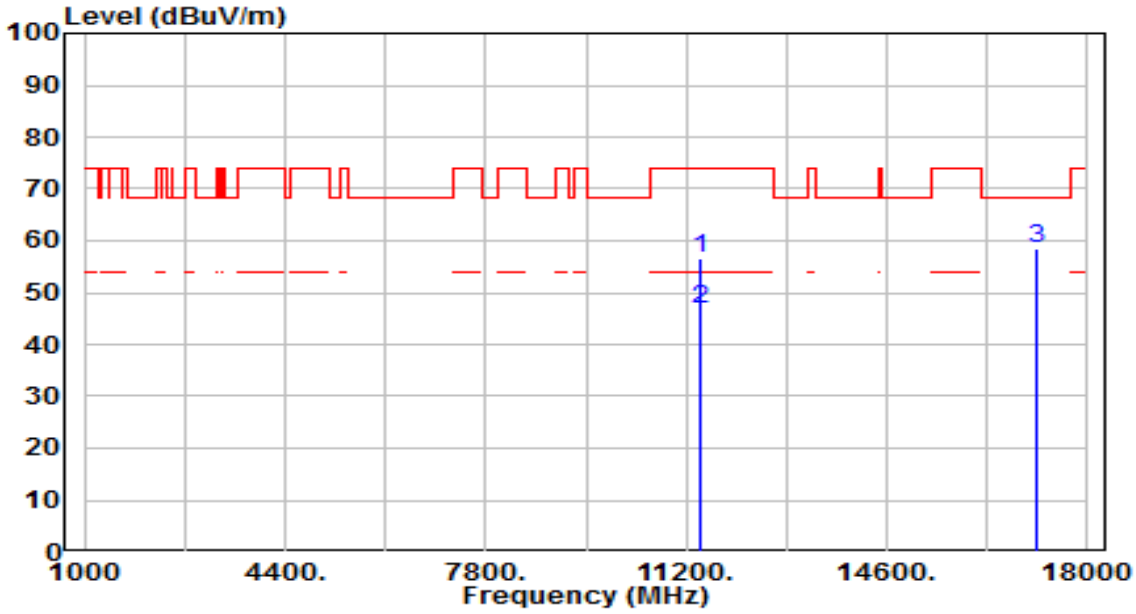

No		Frequency (MHz)	Reading (dBuV)	C.F (dB/m)	Measurement (dBuV/m)	Margin (dB)	Limit (dBuV/m)	Height (cm)	Angle (deg)	Remark (QP/PK/AV)
1		11420.000	36.73	19.69	56.42	-17.58	74.00	100	112	Peak
2	*	11420.000	27.00	19.69	46.69	-7.31	54.00	100	112	Average
3	*	17130.000	33.43	24.98	58.42	-9.78	68.20	100	353	Peak

Note:

1. " *", means this data is the worst emission level.
2. C.F (Correction Factor) = Antenna Factor (dB/m) + Cable Loss (dB) – Preamplifier(dB).
3. Measurement (dBuV/m) = Reading(dBuV) + C.F (Correction Factor).
4. The emission levels of other frequencies are very lower than the limit and not show in test report.

EUT	AX3000 Wi-Fi 6 Portable Router	Date of Test	2024-08-29
Factor	BBHA 9120D	Temp. / Humidity	24°C /58%
Polarity	Vertical	Site / Test Engineer	AC1 / Todd
Test Mode	802.11ax-40MHz_TX_Band3_CH 142_ANT 1+2+3	Test Voltage	AC 120V/60Hz

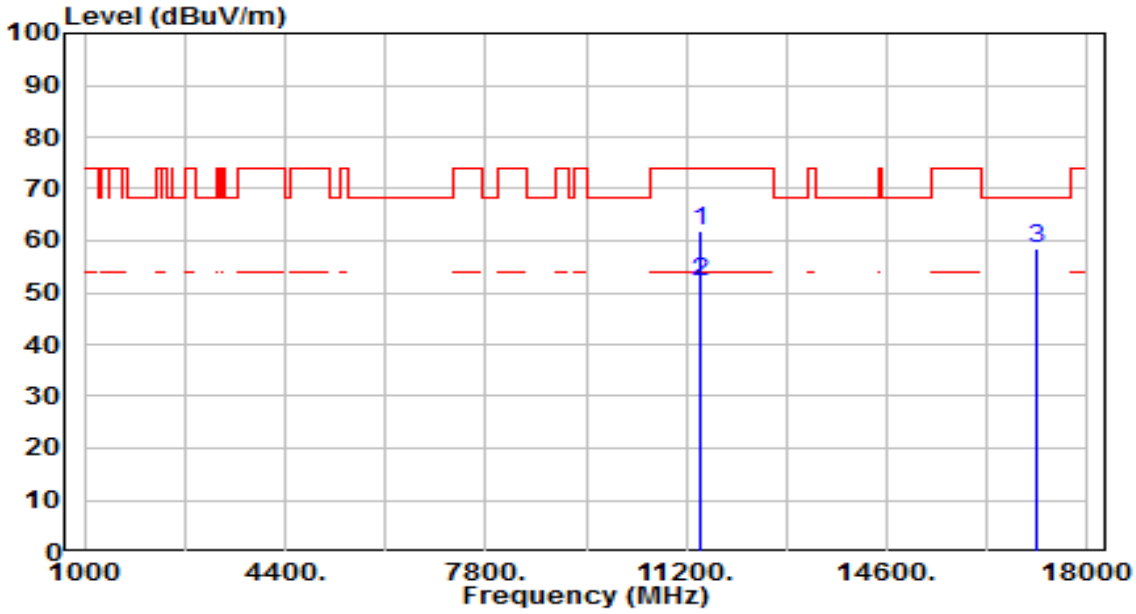

No		Frequency (MHz)	Reading (dBuV)	C.F (dB/m)	Measurement (dBuV/m)	Margin (dB)	Limit (dBuV/m)	Height (cm)	Angle (deg)	Remark (QP/PK/AV)
1		11420.000	42.01	19.69	61.70	-12.30	74.00	100	135	Peak
2	*	11420.000	32.40	19.69	52.09	-1.91	54.00	100	135	Average
3	*	17130.000	33.56	24.98	58.54	-9.66	68.20	100	46	Peak

Note:

1. " *", means this data is the worst emission level.
2. C.F (Correction Factor) = Antenna Factor (dB/m) + Cable Loss (dB) – Preamplifier(dB).
3. Measurement (dBuV/m) = Reading(dBuV) + C.F (Correction Factor).
4. The emission levels of other frequencies are very lower than the limit and not show in test report.

EUT	AX3000 Wi-Fi 6 Portable Router	Date of Test	2024-08-29
Factor	BBHA 9120D	Temp. / Humidity	25°C /62%
Polarity	Horizontal	Site / Test Engineer	AC1 / Todd
Test Mode	802.11ax-40MHz_TX_Band4_CH 151_ANT 1+2+3	Test Voltage	AC 120V/60Hz

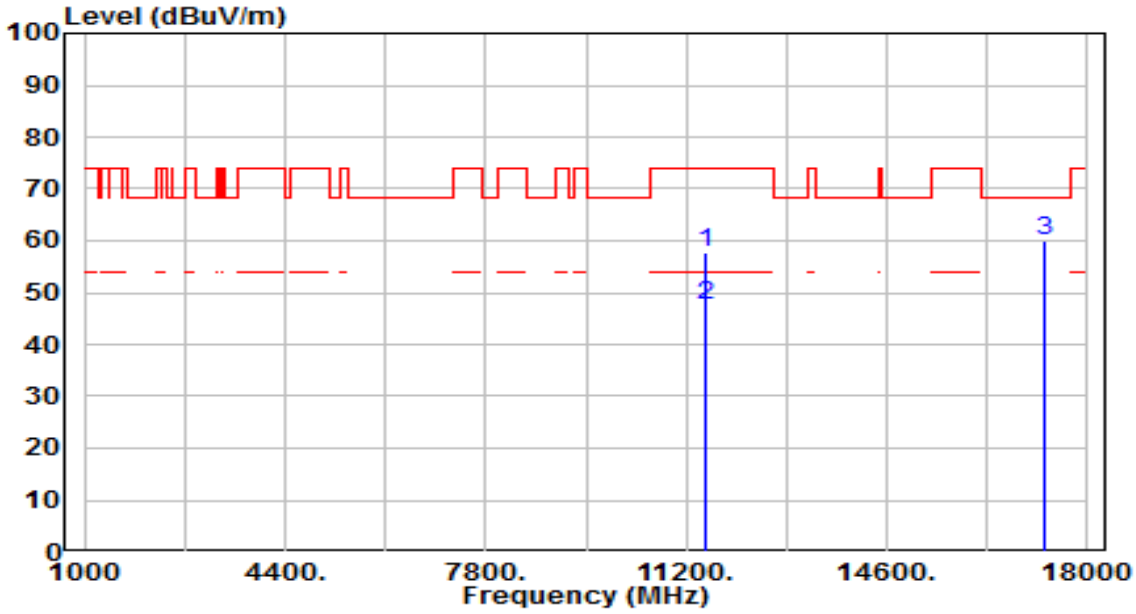

No		Frequency (MHz)	Reading (dBuV)	C.F (dB/m)	Measurement (dBuV/m)	Margin (dB)	Limit (dBuV/m)	Height (cm)	Angle (deg)	Remark (QP/PK/AV)
1		11510.000	37.83	19.83	57.66	-16.34	74.00	100	124	Peak
2	*	11510.000	27.70	19.83	47.53	-6.47	54.00	100	124	Average
3	*	17265.000	34.18	25.99	60.16	-8.04	68.20	100	228	Peak

Note:

1. " *", means this data is the worst emission level.
2. C.F (Correction Factor) = Antenna Factor (dB/m) + Cable Loss (dB) – Preamplifier(dB).
3. Measurement (dBuV/m) = Reading(dBuV) + C.F (Correction Factor).
4. The emission levels of other frequencies are very lower than the limit and not show in test report.

EUT	AX3000 Wi-Fi 6 Portable Router	Date of Test	2024-08-29
Factor	BBHA 9120D	Temp. / Humidity	25°C /62%
Polarity	Vertical	Site / Test Engineer	AC1 / Todd
Test Mode	802.11ax-40MHz_TX_Band4_CH 151_ANT 1+2+3	Test Voltage	AC 120V/60Hz

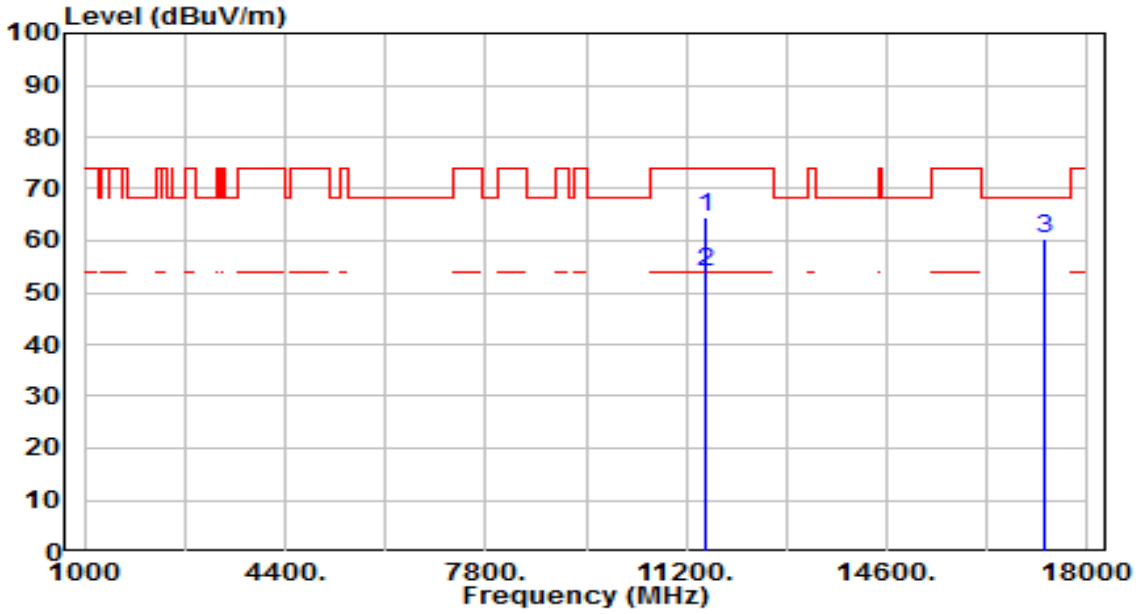

No		Frequency (MHz)	Reading (dBuV)	C.F (dB/m)	Measurement (dBuV/m)	Margin (dB)	Limit (dBuV/m)	Height (cm)	Angle (deg)	Remark (QP/PK/AV)
1		11510.000	44.82	19.83	64.66	-9.34	74.00	100	80	Peak
2	*	11510.000	34.06	19.83	53.89	-0.11	54.00	100	80	Average
3	*	17265.000	34.33	25.99	60.31	-7.89	68.20	100	116	Peak

Note:

1. " *", means this data is the worst emission level.
2. C.F (Correction Factor) = Antenna Factor (dB/m) + Cable Loss (dB) – Preamplifier(dB).
3. Measurement (dBuV/m) = Reading(dBuV) + C.F (Correction Factor).
4. The emission levels of other frequencies are very lower than the limit and not show in test report.

EUT	AX3000 Wi-Fi 6 Portable Router	Date of Test	2024-08-29
Factor	BBHA 9120D	Temp. / Humidity	25°C /62%
Polarity	Horizontal	Site / Test Engineer	AC1 / Todd
Test Mode	802.11ax-40MHz_TX_Band4_CH 159_ANT 1+2+3	Test Voltage	AC 120V/60Hz

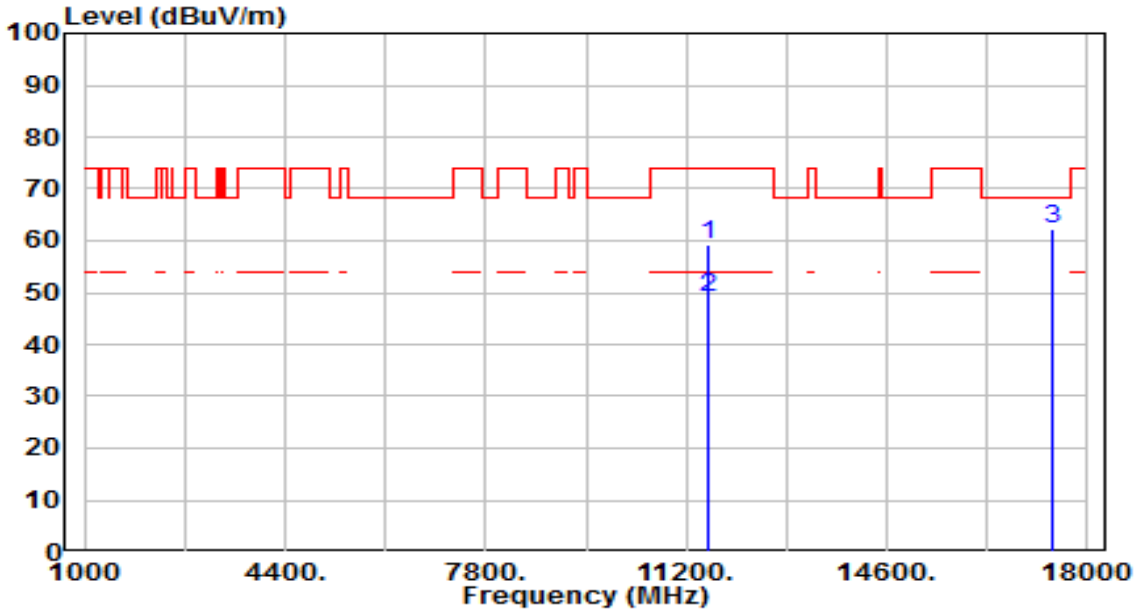

No		Frequency (MHz)	Reading (dBuV)	C.F (dB/m)	Measurement (dBuV/m)	Margin (dB)	Limit (dBuV/m)	Height (cm)	Angle (deg)	Remark (QP/PK/AV)
1		11590.000	39.67	19.68	59.36	-14.64	74.00	100	125	Peak
2	*	11590.000	29.50	19.68	49.18	-4.82	54.00	100	125	Average
3	*	17385.000	35.22	26.88	62.10	-6.10	68.20	100	338	Peak

Note:

1. " *", means this data is the worst emission level.
2. C.F (Correction Factor) = Antenna Factor (dB/m) + Cable Loss (dB) – Preamplifier(dB).
3. Measurement (dBuV/m) = Reading(dBuV) + C.F (Correction Factor).
4. The emission levels of other frequencies are very lower than the limit and not show in test report.

EUT	AX3000 Wi-Fi 6 Portable Router	Date of Test	2024-08-29
Factor	BBHA 9120D	Temp. / Humidity	25°C /62%
Polarity	Vertical	Site / Test Engineer	AC1 / Todd
Test Mode	802.11ax-40MHz_TX_Band4_CH 159_ANT 1+2+3	Test Voltage	AC 120V/60Hz

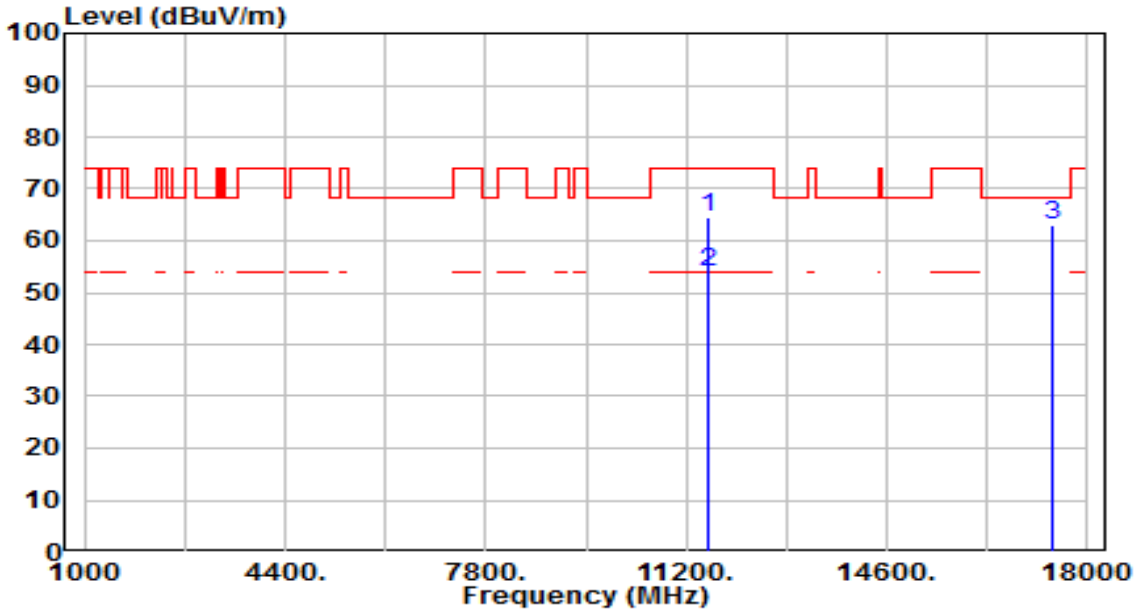

No		Frequency (MHz)	Reading (dBuV)	C.F (dB/m)	Measurement (dBuV/m)	Margin (dB)	Limit (dBuV/m)	Height (cm)	Angle (deg)	Remark (QP/PK/AV)
1		11590.000	44.92	19.68	64.60	-9.40	74.00	100	88	Peak
2	*	11590.000	34.12	19.68	53.80	-0.20	54.00	100	88	Average
3	*	17385.000	36.11	26.88	62.99	-5.21	68.20	100	113	Peak

Note:

1. " *", means this data is the worst emission level.
2. C.F (Correction Factor) = Antenna Factor (dB/m) + Cable Loss (dB) – Preamplifier(dB).
3. Measurement (dBuV/m) = Reading(dBuV) + C.F (Correction Factor).
4. The emission levels of other frequencies are very lower than the limit and not show in test report.

EUT	AX3000 Wi-Fi 6 Portable Router	Date of Test	2024-08-29
Factor	BBHA 9120D	Temp. / Humidity	25°C /62%
Polarity	Horizontal	Site / Test Engineer	AC1 / Todd
Test Mode	802.11ax-80MHz_TX_Band1_CH 42_ANT 1+2+3	Test Voltage	AC 120V/60Hz

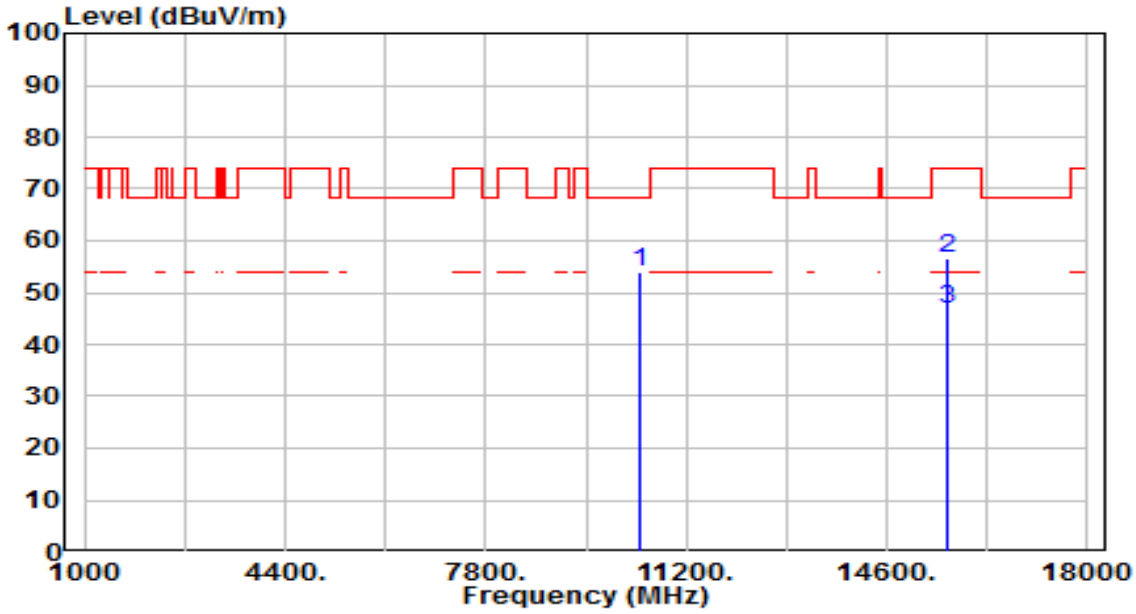

No		Frequency (MHz)	Reading (dBuV)	C.F (dB/m)	Measurement (dBuV/m)	Margin (dB)	Limit (dBuV/m)	Height (cm)	Angle (deg)	Remark (QP/PK/AV)
1	*	10420.000	35.92	18.11	54.03	-14.17	68.20	100	287	Peak
2		15630.000	35.64	20.87	56.51	-17.49	74.00	100	337	Peak
3	*	15630.000	25.90	20.87	46.77	-7.23	54.00	100	337	Average

Note:

1. " *", means this data is the worst emission level.
2. C.F (Correction Factor) = Antenna Factor (dB/m) + Cable Loss (dB) – Preamplifier(dB).
3. Measurement (dBuV/m) = Reading(dBuV) + C.F (Correction Factor).
4. The emission levels of other frequencies are very lower than the limit and not show in test report.

EUT	AX3000 Wi-Fi 6 Portable Router	Date of Test	2024-08-29
Factor	BBHA 9120D	Temp. / Humidity	25°C /62%
Polarity	Vertical	Site / Test Engineer	AC1 / Todd
Test Mode	802.11ax-80MHz_TX_Band1_CH 42_ANT 1+2+3	Test Voltage	AC 120V/60Hz

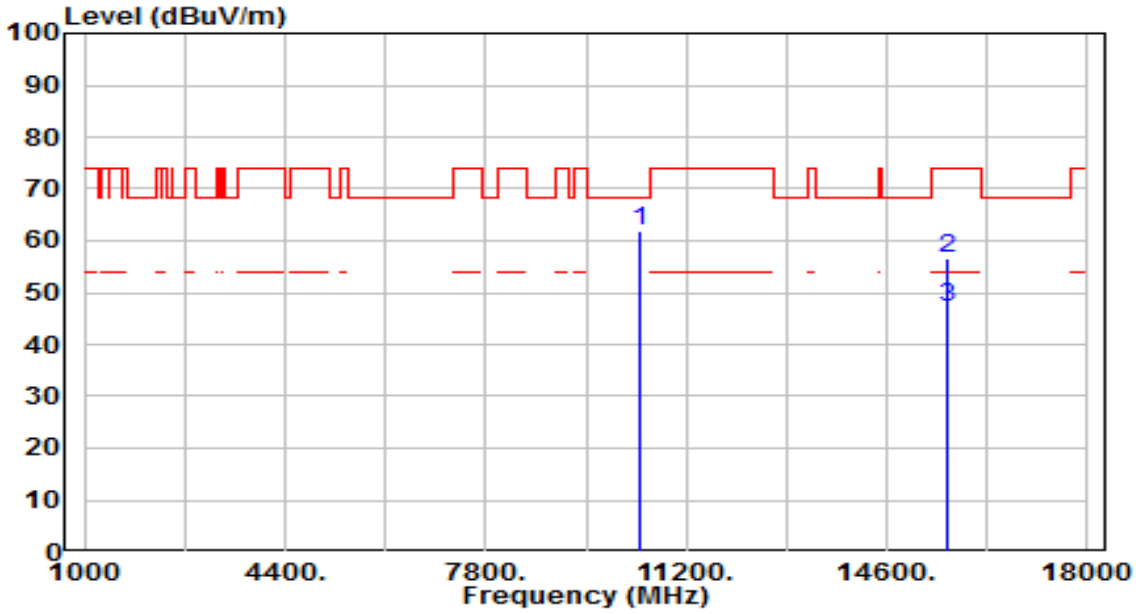

No		Frequency (MHz)	Reading (dBuV)	C.F (dB/m)	Measurement (dBuV/m)	Margin (dB)	Limit (dBuV/m)	Height (cm)	Angle (deg)	Remark (QP/PK/AV)
1	*	10420.000	43.74	18.11	61.85	-6.35	68.20	100	84	Peak
2		15630.000	35.86	20.87	56.73	-17.27	74.00	100	173	Peak
3	*	15630.000	26.20	20.87	47.07	-6.93	54.00	100	173	Average

Note:

1. " *", means this data is the worst emission level.
2. C.F (Correction Factor) = Antenna Factor (dB/m) + Cable Loss (dB) – Preamplifier(dB).
3. Measurement (dBuV/m) = Reading(dBuV) + C.F (Correction Factor).
4. The emission levels of other frequencies are very lower than the limit and not show in test report.

EUT	AX3000 Wi-Fi 6 Portable Router	Date of Test	2024-08-29
Factor	BBHA 9120D	Temp. / Humidity	24°C /58%
Polarity	Horizontal	Site / Test Engineer	AC1 / Todd
Test Mode	802.11ax-80MHz_TX_Band2_CH 58_ANT 1+2+3	Test Voltage	AC 120V/60Hz

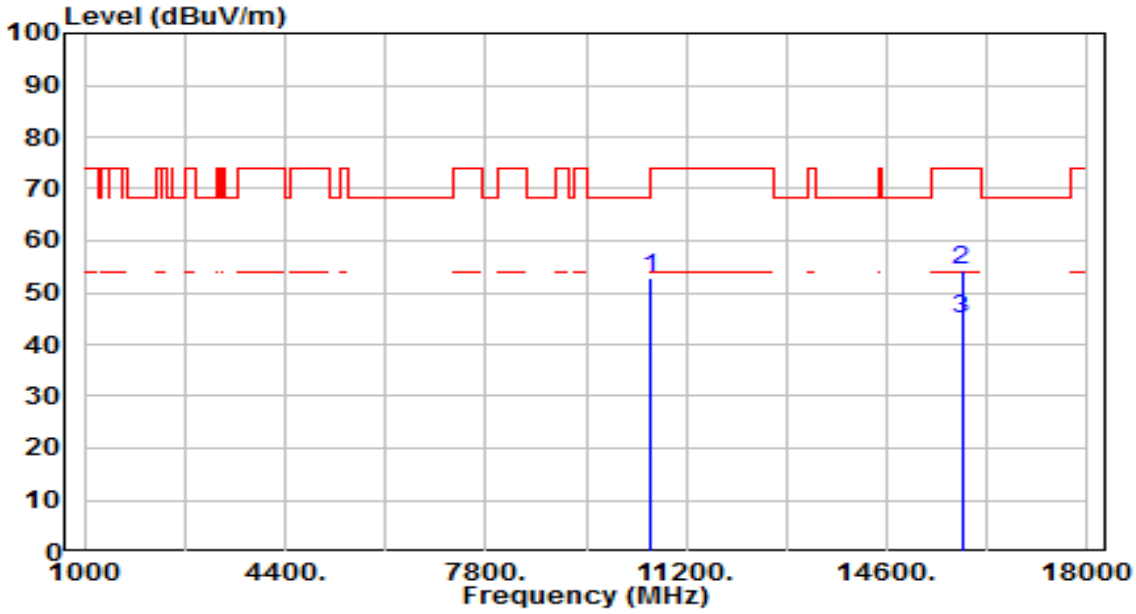

No		Frequency (MHz)	Reading (dBuV)	C.F (dB/m)	Measurement (dBuV/m)	Margin (dB)	Limit (dBuV/m)	Height (cm)	Angle (deg)	Remark (QP/PK/AV)
1	*	10580.000	34.24	18.51	52.75	-15.45	68.20	100	122	Peak
2		15870.000	34.24	20.14	54.38	-19.62	74.00	100	213	Peak
3	*	15870.000	24.60	20.14	44.74	-9.26	54.00	100	213	Average

Note:

1. " *", means this data is the worst emission level.
2. C.F (Correction Factor) = Antenna Factor (dB/m) + Cable Loss (dB) – Preamplifier(dB).
3. Measurement (dBuV/m) = Reading(dBuV) + C.F (Correction Factor).
4. The emission levels of other frequencies are very lower than the limit and not show in test report.

EUT	AX3000 Wi-Fi 6 Portable Router	Date of Test	2024-08-29
Factor	BBHA 9120D	Temp. / Humidity	24°C /58%
Polarity	Vertical	Site / Test Engineer	AC1 / Todd
Test Mode	802.11ax-80MHz_TX_Band2_CH 58_ANT 1+2+3	Test Voltage	AC 120V/60Hz

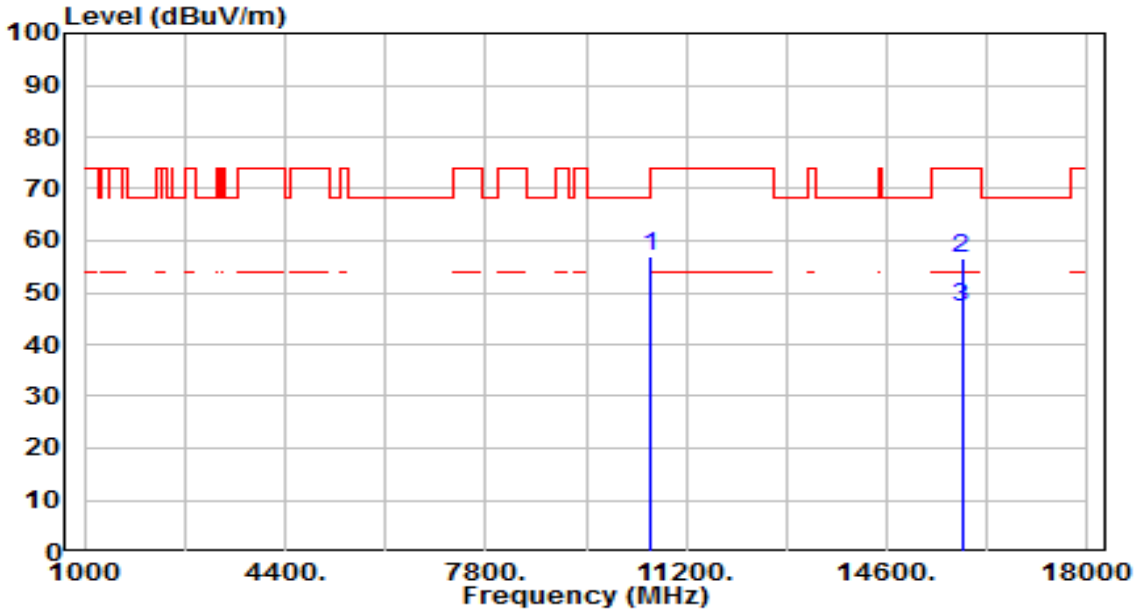

No		Frequency (MHz)	Reading (dBuV)	C.F (dB/m)	Measurement (dBuV/m)	Margin (dB)	Limit (dBuV/m)	Height (cm)	Angle (deg)	Remark (QP/PK/AV)
1	*	10580.000	38.54	18.51	57.05	-11.15	68.20	100	267	Peak
2		15870.000	36.52	20.14	56.65	-17.35	74.00	100	96	Peak
3	*	15870.000	26.90	20.14	47.04	-6.96	54.00	100	96	Average

Note:

1. " *", means this data is the worst emission level.
2. C.F (Correction Factor) = Antenna Factor (dB/m) + Cable Loss (dB) – Preamplifier(dB).
3. Measurement (dBuV/m) = Reading(dBuV) + C.F (Correction Factor).
4. The emission levels of other frequencies are very lower than the limit and not show in test report.

EUT	AX3000 Wi-Fi 6 Portable Router	Date of Test	2024-08-29
Factor	BBHA 9120D	Temp. / Humidity	24°C /58%
Polarity	Horizontal	Site / Test Engineer	AC1 / Todd
Test Mode	802.11ax-80MHz_TX_Band3_CH 106_ANT 1+2+3	Test Voltage	AC 120V/60Hz

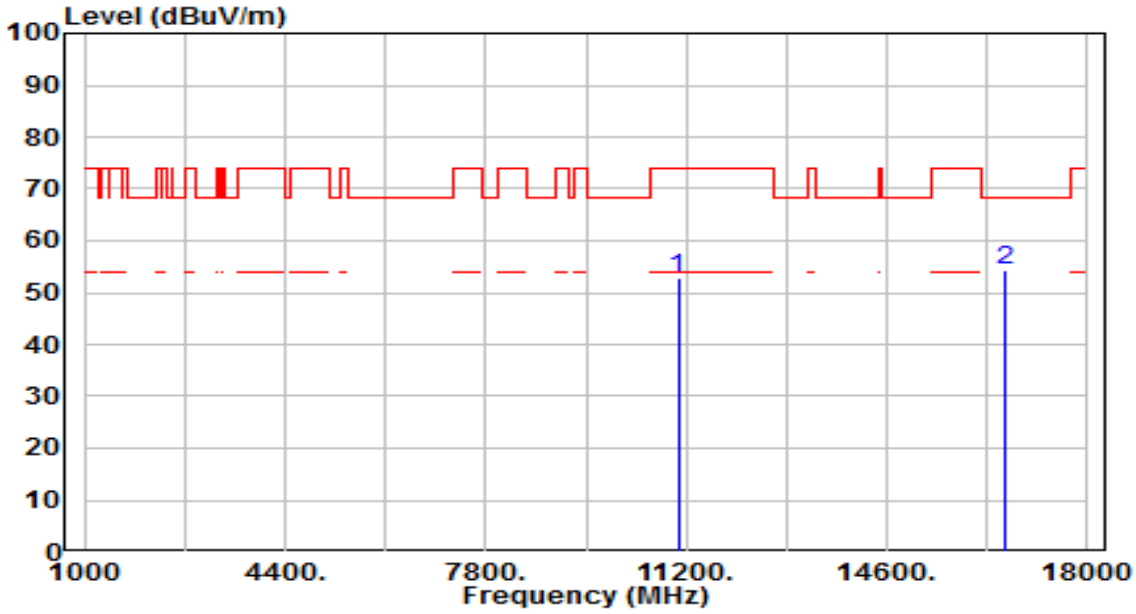

No		Frequency (MHz)	Reading (dBuV)	C.F (dB/m)	Measurement (dBuV/m)	Margin (dB)	Limit (dBuV/m)	Height (cm)	Angle (deg)	Remark (QP/PK/AV)
1		11060.000	33.84	19.00	52.84	-21.16	74.00	100	86	Peak
2	*	16590.000	32.91	21.24	54.16	-14.04	68.20	100	117	Peak

Note:

1. " *", means this data is the worst emission level.
2. C.F (Correction Factor) = Antenna Factor (dB/m) + Cable Loss (dB) – Preamplifier(dB).
3. Measurement (dBuV/m) = Reading(dBuV) + C.F (Correction Factor).
4. The emission levels of other frequencies are very lower than the limit and not show in test report.

EUT	AX3000 Wi-Fi 6 Portable Router	Date of Test	2024-08-29
Factor	BBHA 9120D	Temp. / Humidity	24°C /58%
Polarity	Vertical	Site / Test Engineer	AC1 / Todd
Test Mode	802.11ax-80MHz_TX_Band3_CH 106_ANT 1+2+3	Test Voltage	AC 120V/60Hz

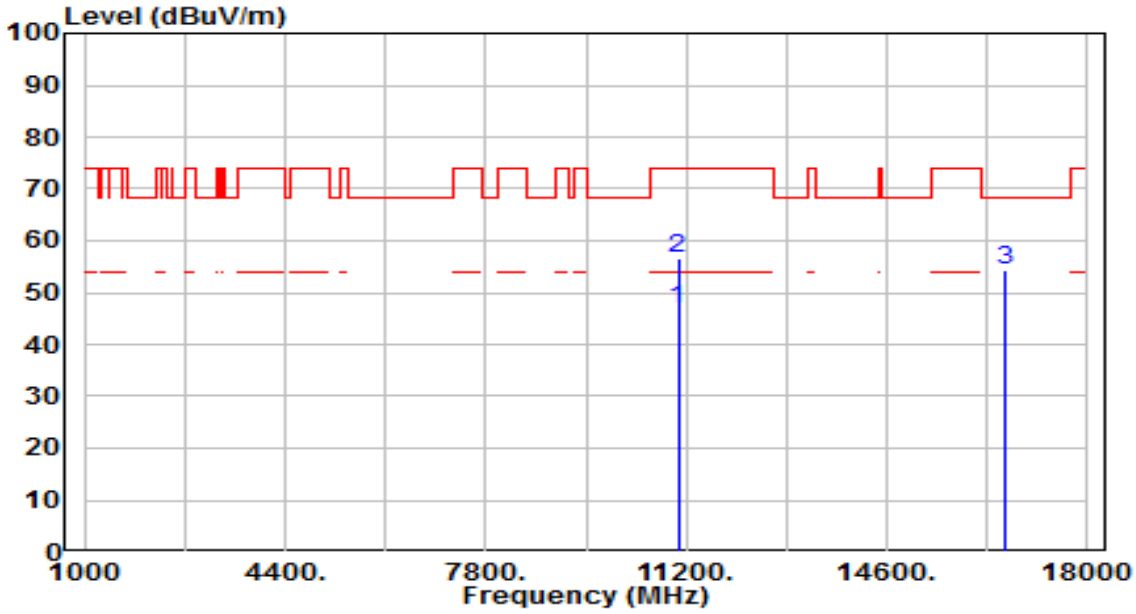

No		Frequency (MHz)	Reading (dBuV)	C.F (dB/m)	Measurement (dBuV/m)	Margin (dB)	Limit (dBuV/m)	Height (cm)	Angle (deg)	Remark (QP/PK/AV)
1		11060.000	37.45	19.00	56.45	-17.55	74.00	100	78	Peak
2	*	11060.000	27.80	19.00	46.80	-7.20	54.00	100	78	Average
3	*	16590.000	32.91	21.24	54.15	-14.05	68.20	100	149	Peak

Note:

1. " *", means this data is the worst emission level.
2. C.F (Correction Factor) = Antenna Factor (dB/m) + Cable Loss (dB) – Preamplifier(dB).
3. Measurement (dBuV/m) = Reading(dBuV) + C.F (Correction Factor).
4. The emission levels of other frequencies are very lower than the limit and not show in test report.

EUT	AX3000 Wi-Fi 6 Portable Router	Date of Test	2024-08-29
Factor	BBHA 9120D	Temp. / Humidity	24°C /58%
Polarity	Horizontal	Site / Test Engineer	AC1 / Todd
Test Mode	802.11ax-80MHz_TX_Band3_CH 122_ANT 1+2+3	Test Voltage	AC 120V/60Hz

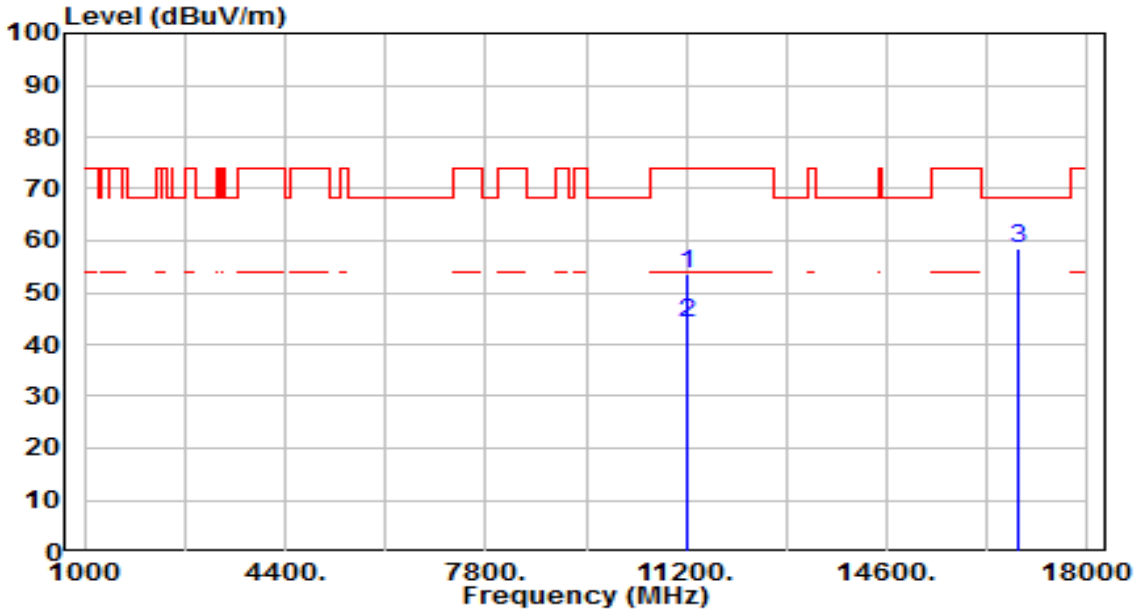

No		Frequency (MHz)	Reading (dBuV)	C.F (dB/m)	Measurement (dBuV/m)	Margin (dB)	Limit (dBuV/m)	Height (cm)	Angle (deg)	Remark (QP/PK/AV)
1		11220.000	34.46	19.31	53.76	-20.24	74.00	100	89	Peak
2	*	11220.000	24.80	19.31	44.11	-9.89	54.00	100	89	Average
3	*	16830.000	35.51	22.87	58.38	-9.82	68.20	100	188	Peak

Note:

1. " *", means this data is the worst emission level.
2. C.F (Correction Factor) = Antenna Factor (dB/m) + Cable Loss (dB) – Preamplifier(dB).
3. Measurement (dBuV/m) = Reading(dBuV) + C.F (Correction Factor).
4. The emission levels of other frequencies are very lower than the limit and not show in test report.

EUT	AX3000 Wi-Fi 6 Portable Router	Date of Test	2024-08-29
Factor	BBHA 9120D	Temp. / Humidity	24°C /58%
Polarity	Vertical	Site / Test Engineer	AC1 / Todd
Test Mode	802.11ax-80MHz_TX_Band3_CH 122_ANT 1+2+3	Test Voltage	AC 120V/60Hz

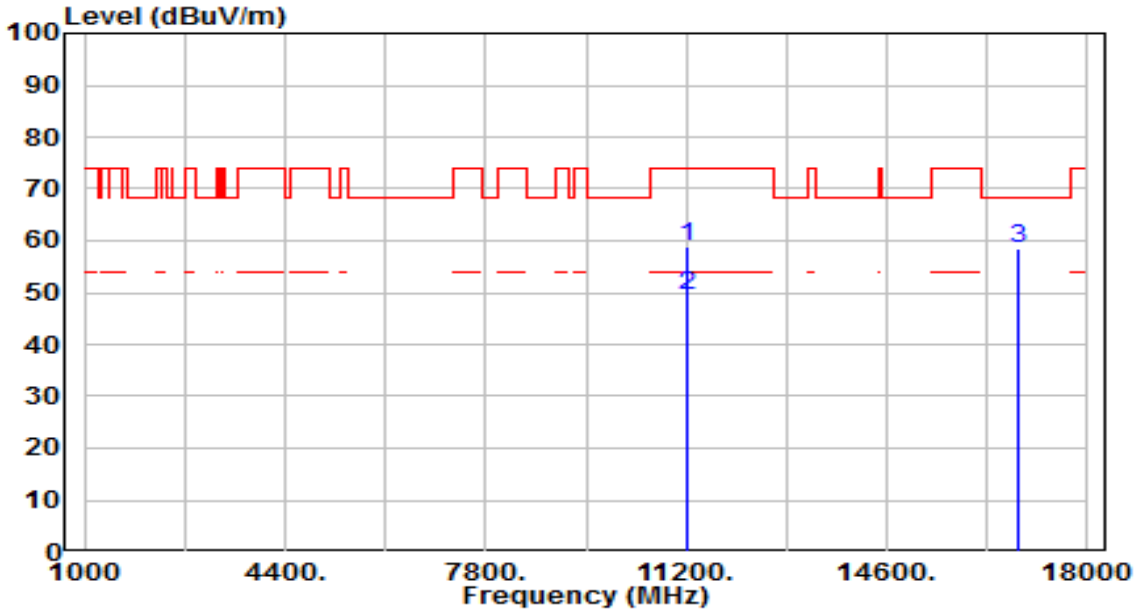

No		Frequency (MHz)	Reading (dBuV)	C.F (dB/m)	Measurement (dBuV/m)	Margin (dB)	Limit (dBuV/m)	Height (cm)	Angle (deg)	Remark (QP/PK/AV)
1		11220.000	39.63	19.31	58.93	-15.07	74.00	100	71	Peak
2	*	11220.000	30.00	19.31	49.31	-4.69	54.00	100	71	Average
3	*	16830.000	35.71	22.87	58.58	-9.62	68.20	100	309	Peak

Note:

1. " *", means this data is the worst emission level.
2. C.F (Correction Factor) = Antenna Factor (dB/m) + Cable Loss (dB) – Preamplifier(dB).
3. Measurement (dBuV/m) = Reading(dBuV) + C.F (Correction Factor).
4. The emission levels of other frequencies are very lower than the limit and not show in test report.

EUT	AX3000 Wi-Fi 6 Portable Router	Date of Test	2024-08-29
Factor	BBHA 9120D	Temp. / Humidity	24°C /58%
Polarity	Horizontal	Site / Test Engineer	AC1 / Todd
Test Mode	802.11ax-80MHz_TX_Band3_CH 138_ANT 1+2+3	Test Voltage	AC 120V/60Hz

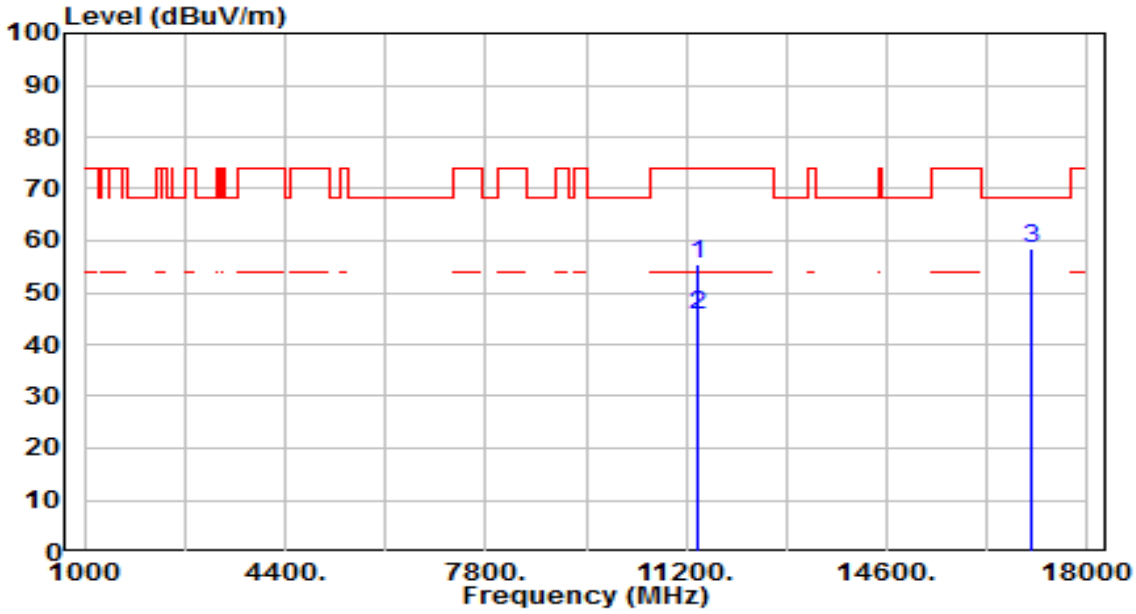

No		Frequency (MHz)	Reading (dBuV)	C.F (dB/m)	Measurement (dBuV/m)	Margin (dB)	Limit (dBuV/m)	Height (cm)	Angle (deg)	Remark (QP/PK/AV)
1		11380.000	35.81	19.62	55.43	-18.57	74.00	100	115	Peak
2	*	11380.000	26.20	19.62	45.82	-8.18	54.00	100	115	Average
3	*	17070.000	33.89	24.54	58.43	-9.77	68.20	100	101	Peak

Note:

1. " *", means this data is the worst emission level.
2. C.F (Correction Factor) = Antenna Factor (dB/m) + Cable Loss (dB) – Preamplifier(dB).
3. Measurement (dBuV/m) = Reading(dBuV) + C.F (Correction Factor).
4. The emission levels of other frequencies are very lower than the limit and not show in test report.

EUT	AX3000 Wi-Fi 6 Portable Router	Date of Test	2024-08-29
Factor	BBHA 9120D	Temp. / Humidity	24°C /58%
Polarity	Vertical	Site / Test Engineer	AC1 / Todd
Test Mode	802.11ax-80MHz_TX_Band3_CH 138_ANT 1+2+3	Test Voltage	AC 120V/60Hz

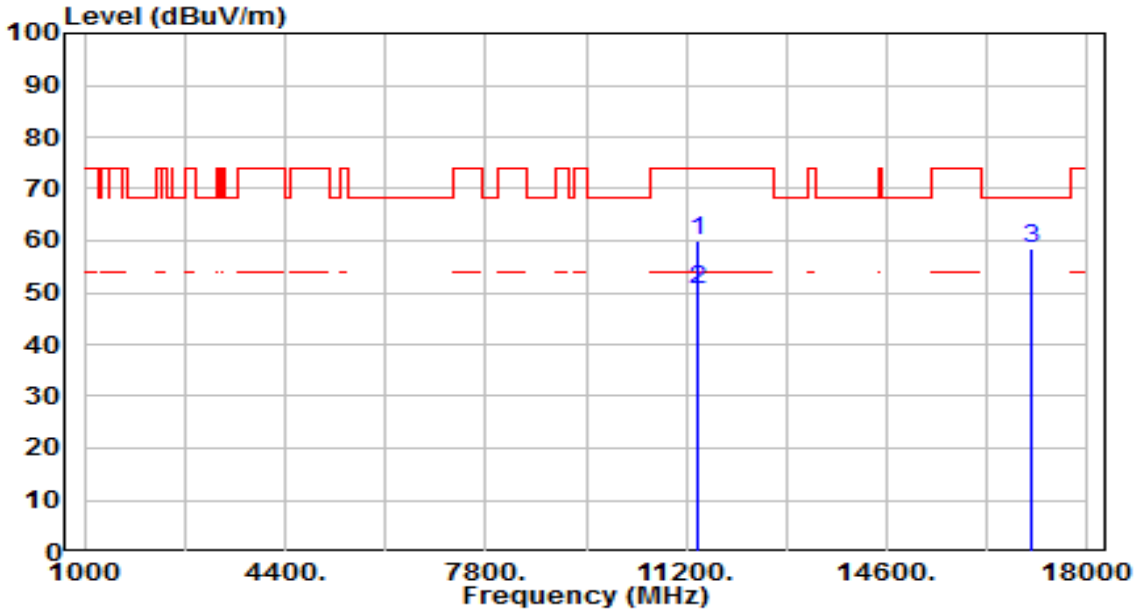

No		Frequency (MHz)	Reading (dBuV)	C.F (dB/m)	Measurement (dBuV/m)	Margin (dB)	Limit (dBuV/m)	Height (cm)	Angle (deg)	Remark (QP/PK/AV)
1		11380.000	40.51	19.62	60.12	-13.88	74.00	100	76	Peak
2	*	11380.000	30.79	19.62	50.41	-3.59	54.00	100	76	Average
3	*	17070.000	34.01	24.54	58.55	-9.65	68.20	100	358	Peak

Note:

1. " *", means this data is the worst emission level.
2. C.F (Correction Factor) = Antenna Factor (dB/m) + Cable Loss (dB) – Preamplifier(dB).
3. Measurement (dBuV/m) = Reading(dBuV) + C.F (Correction Factor).
4. The emission levels of other frequencies are very lower than the limit and not show in test report.

EUT	AX3000 Wi-Fi 6 Portable Router	Date of Test	2024-08-29
Factor	BBHA 9120D	Temp. / Humidity	25°C /62%
Polarity	Horizontal	Site / Test Engineer	AC1 / Todd
Test Mode	802.11ax-80MHz_TX_Band4_CH 155_ANT 1+2+3	Test Voltage	AC 120V/60Hz

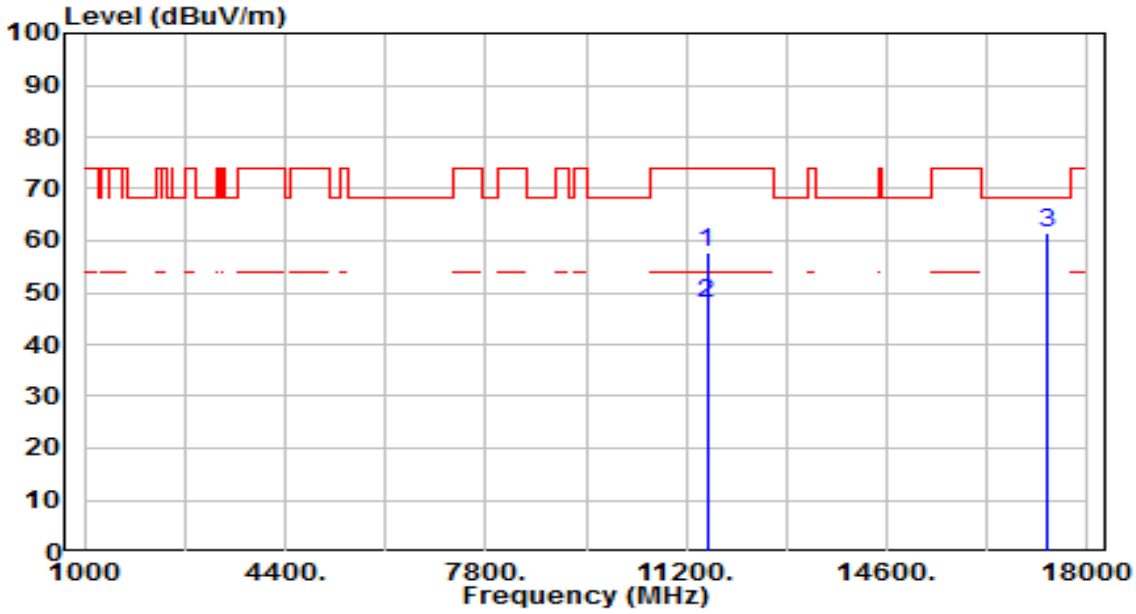

No		Frequency (MHz)	Reading (dBuV)	C.F (dB/m)	Measurement (dBuV/m)	Margin (dB)	Limit (dBuV/m)	Height (cm)	Angle (deg)	Remark (QP/PK/AV)
1		11550.000	38.09	19.76	57.84	-16.16	74.00	100	131	Peak
2	*	11550.000	28.20	19.76	47.96	-6.04	54.00	100	131	Average
3	*	17325.000	35.13	26.43	61.56	-6.64	68.20	100	270	Peak

Note:

1. " *", means this data is the worst emission level.
2. C.F (Correction Factor) = Antenna Factor (dB/m) + Cable Loss (dB) – Preamplifier(dB).
3. Measurement (dBuV/m) = Reading(dBuV) + C.F (Correction Factor).
4. The emission levels of other frequencies are very lower than the limit and not show in test report.

EUT	AX3000 Wi-Fi 6 Portable Router	Date of Test	2024-08-29
Factor	BBHA 9120D	Temp. / Humidity	25°C /62%
Polarity	Vertical	Site / Test Engineer	AC1 / Todd
Test Mode	802.11ax-80MHz_TX_Band4_CH 155_ANT 1+2+3	Test Voltage	AC 120V/60Hz

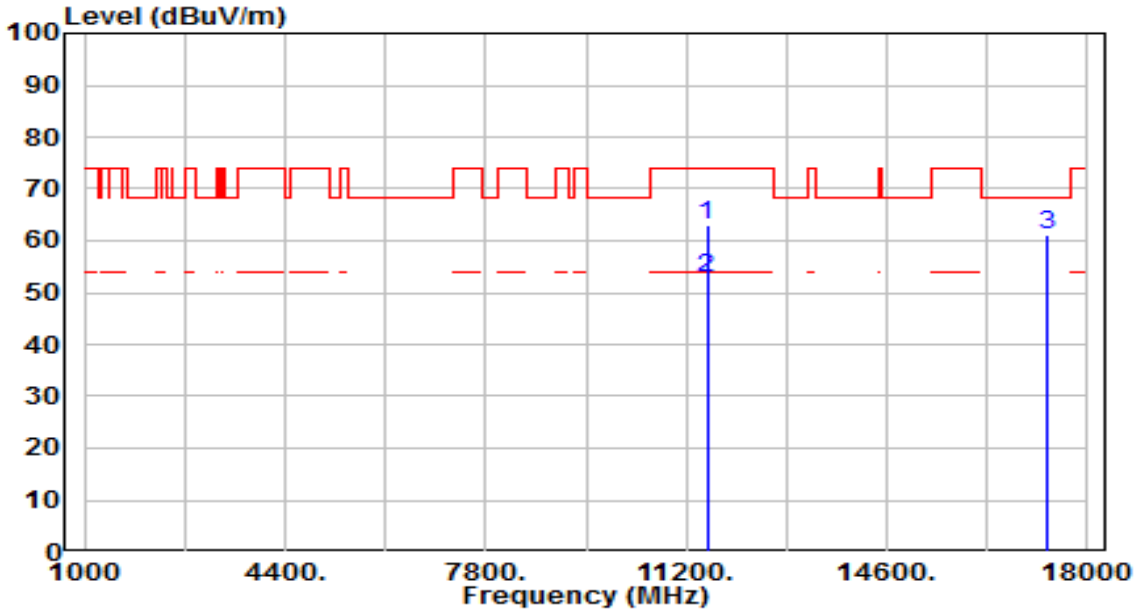

No		Frequency (MHz)	Reading (dBuV)	C.F (dB/m)	Measurement (dBuV/m)	Margin (dB)	Limit (dBuV/m)	Height (cm)	Angle (deg)	Remark (QP/PK/AV)
1		11550.000	43.37	19.76	63.13	-10.87	74.00	100	73	Peak
2	*	11550.000	33.05	19.76	52.81	-1.19	54.00	100	73	Average
3	*	17325.000	34.68	26.43	61.11	-7.09	68.20	100	70	Peak

Note:

1. " *", means this data is the worst emission level.
2. C.F (Correction Factor) = Antenna Factor (dB/m) + Cable Loss (dB) – Preamplifier(dB).
3. Measurement (dBuV/m) = Reading(dBuV) + C.F (Correction Factor).
4. The emission levels of other frequencies are very lower than the limit and not show in test report.

EUT	AX3000 Wi-Fi 6 Portable Router	Date of Test	2024-08-29
Factor	BBHA 9120D	Temp. / Humidity	25°C /62%
Polarity	Horizontal	Site / Test Engineer	AC1 / Todd
Test Mode	802.11ax-160MHz_TX_Band1,2_CH 50_ANT 1+2+3	Test Voltage	AC 120V/60Hz

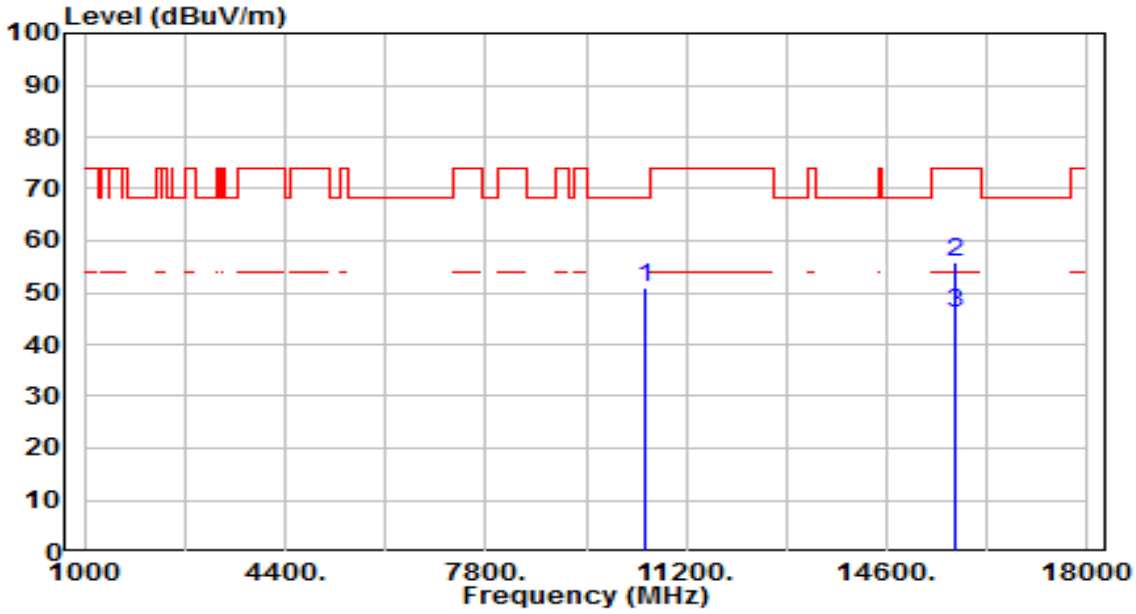

No		Frequency (MHz)	Reading (dBuV)	C.F (dB/m)	Measurement (dBuV/m)	Margin (dB)	Limit (dBuV/m)	Height (cm)	Angle (deg)	Remark (QP/PK/AV)
1	*	10500.000	32.38	18.44	50.81	-17.39	68.20	100	91	Peak
2		15750.000	35.26	20.50	55.76	-18.24	74.00	100	312	Peak
3	*	15750.000	25.60	20.50	46.10	-7.90	54.00	100	312	Average

Note:

1. " *", means this data is the worst emission level.
2. C.F (Correction Factor) = Antenna Factor (dB/m) + Cable Loss (dB) – Preamplifier(dB).
3. Measurement (dBuV/m) = Reading(dBuV) + C.F (Correction Factor).
4. The emission levels of other frequencies are very lower than the limit and not show in test report.

EUT	AX3000 Wi-Fi 6 Portable Router	Date of Test	2024-08-29
Factor	BBHA 9120D	Temp. / Humidity	25°C /62%
Polarity	Vertical	Site / Test Engineer	AC1 / Todd
Test Mode	802.11ax-160MHz_TX_Band1,2_CH 50_ANT 1+2+3	Test Voltage	AC 120V/60Hz

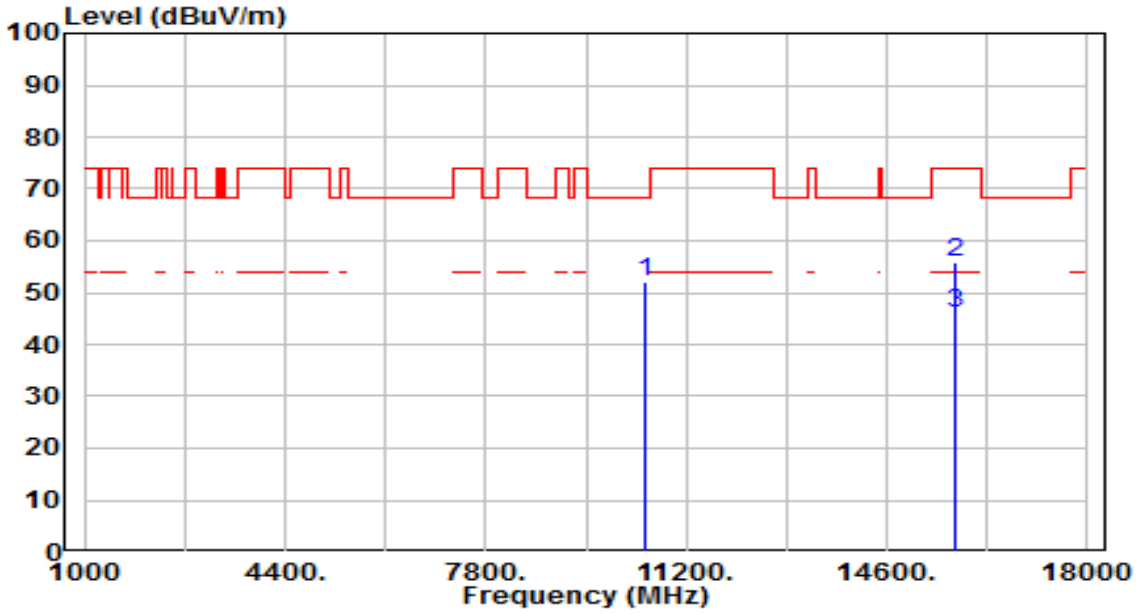

No		Frequency (MHz)	Reading (dBuV)	C.F (dB/m)	Measurement (dBuV/m)	Margin (dB)	Limit (dBuV/m)	Height (cm)	Angle (deg)	Remark (QP/PK/AV)
1	*	10500.000	33.65	18.44	52.09	-16.11	68.20	100	88	Peak
2		15750.000	35.20	20.50	55.70	-18.30	74.00	100	106	Peak
3	*	15750.000	25.70	20.50	46.20	-7.80	54.00	100	106	Average

Note:

1. " *", means this data is the worst emission level.
2. C.F (Correction Factor) = Antenna Factor (dB/m) + Cable Loss (dB) – Preamplifier(dB).
3. Measurement (dBuV/m) = Reading(dBuV) + C.F (Correction Factor).
4. The emission levels of other frequencies are very lower than the limit and not show in test report.

EUT	AX3000 Wi-Fi 6 Portable Router	Date of Test	2024-08-29
Factor	BBHA 9120D	Temp. / Humidity	24°C /58%
Polarity	Horizontal	Site / Test Engineer	AC1 / Todd
Test Mode	802.11ax-160MHz_TX_Band3_CH 114_ANT 1+2+3	Test Voltage	AC 120V/60Hz

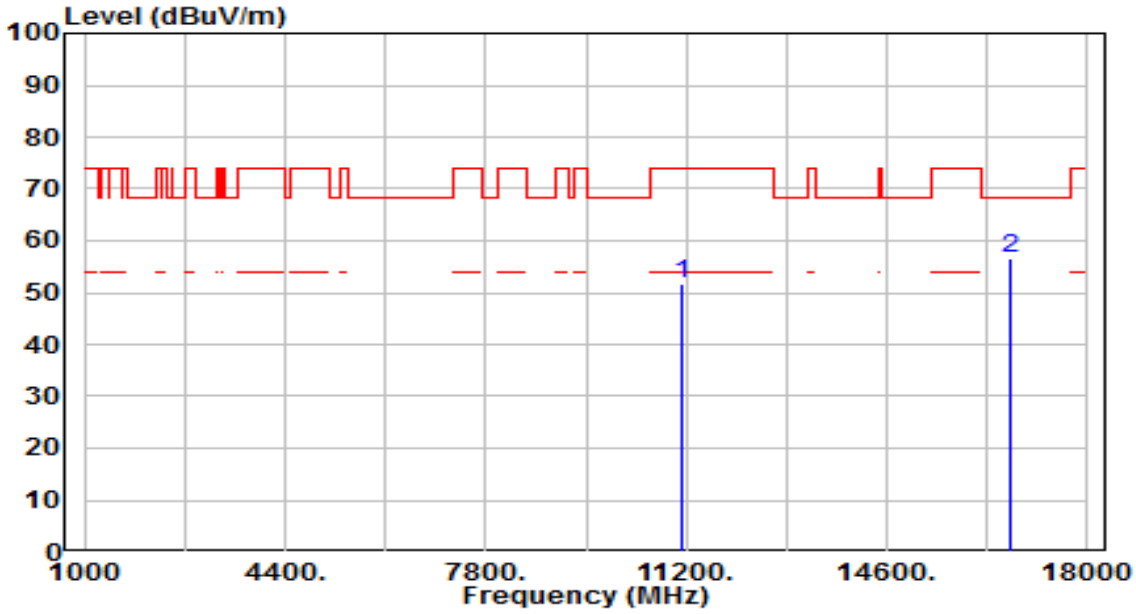

No		Frequency (MHz)	Reading (dBuV)	C.F (dB/m)	Measurement (dBuV/m)	Margin (dB)	Limit (dBuV/m)	Height (cm)	Angle (deg)	Remark (QP/PK/AV)
1		11140.000	32.52	19.15	51.68	-22.32	74.00	100	26	Peak
2	*	16710.000	34.53	22.06	56.58	-11.62	68.20	100	296	Peak

Note:

1. " *", means this data is the worst emission level.
2. C.F (Correction Factor) = Antenna Factor (dB/m) + Cable Loss (dB) – Preamplifier(dB).
3. Measurement (dBuV/m) = Reading(dBuV) + C.F (Correction Factor).
4. The emission levels of other frequencies are very lower than the limit and not show in test report.

EUT	AX3000 Wi-Fi 6 Portable Router	Date of Test	2024-08-29
Factor	BBHA 9120D	Temp. / Humidity	24°C /58%
Polarity	Vertical	Site / Test Engineer	AC1 / Todd
Test Mode	802.11ax-160MHz_TX_Band3_CH 114_ANT 1+2+3	Test Voltage	AC 120V/60Hz

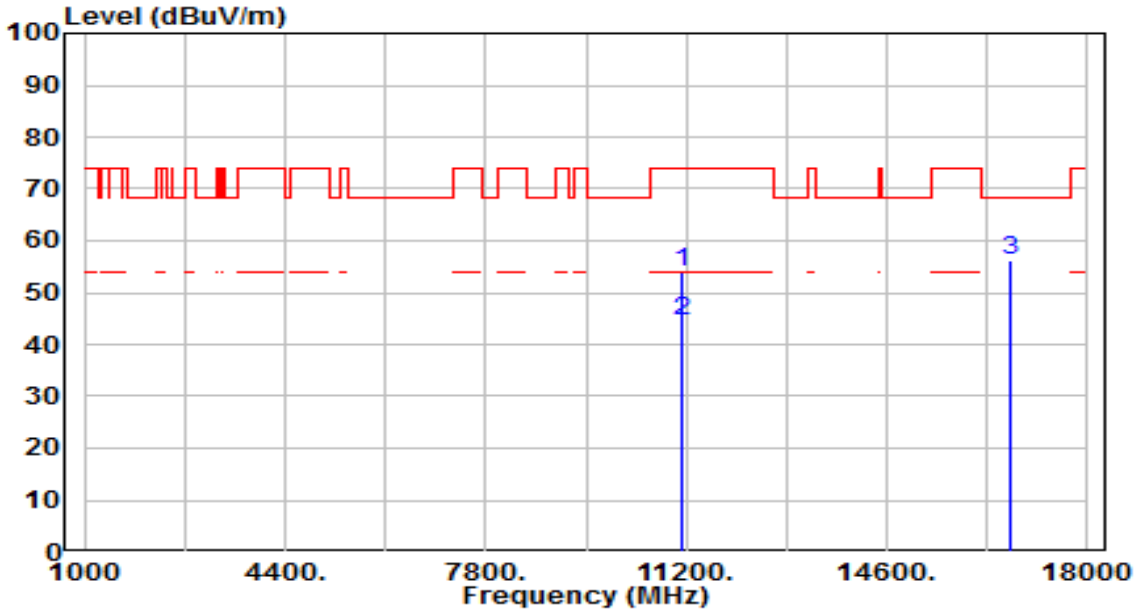

No		Frequency (MHz)	Reading (dBuV)	C.F (dB/m)	Measurement (dBuV/m)	Margin (dB)	Limit (dBuV/m)	Height (cm)	Angle (deg)	Remark (QP/PK/AV)
1		11140.000	34.93	19.15	54.08	-19.92	74.00	100	278	Peak
2	*	11140.000	25.30	19.15	44.45	-9.55	54.00	100	278	Average
3	*	16710.000	34.25	22.06	56.30	-11.90	68.20	100	247	Peak

Note:

1. " *", means this data is the worst emission level.
2. C.F (Correction Factor) = Antenna Factor (dB/m) + Cable Loss (dB) – Preamplifier(dB).
3. Measurement (dBuV/m) = Reading(dBuV) + C.F (Correction Factor).
4. The emission levels of other frequencies are very lower than the limit and not show in test report.

EUT	AX3000 Wi-Fi 6 Portable Router	Date of Test	2024-09-03
Factor	BBHA 9170	Temp. / Humidity	25°C /64%
Polarity	Horizontal	Site / Test Engineer	AC1 / Kaunaz
Test Mode	802.11ac_20MHz_TX_Band1_CH 40_ANT 1+2+3	Test Voltage	AC 120V/60Hz

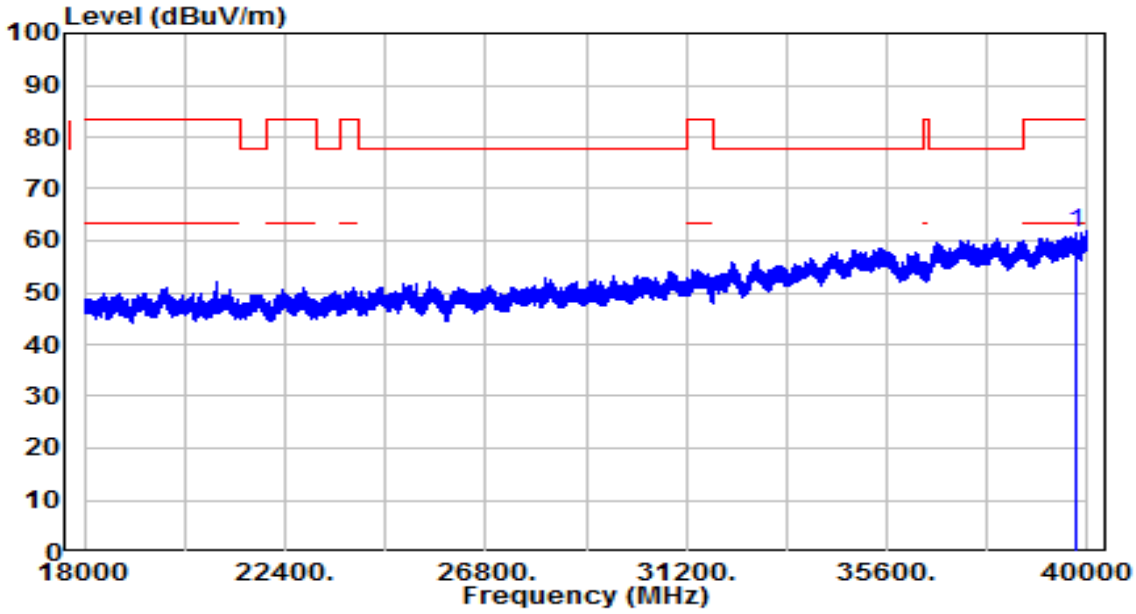

No		Frequency (MHz)	Reading (dBuV)	C.F (dB/m)	Measurement (dBuV/m)	Margin (dB)	Limit (dBuV/m)	Height (cm)	Angle (deg)	Remark (QP/PK/AV)
1	*	39744.250	35.26	26.11	61.38	-22.12	83.50	150	335	Peak

Note:

1. " *", means this data is the worst emission level.
2. C.F (Correction Factor) = Antenna Factor (dB/m) + Cable Loss (dB) – Preamplifier(dB).
3. Measurement (dBuV/m) = Reading(dBuV) + C.F (Correction Factor).
4. The emission levels of other frequencies are very lower than the limit and not show in test report.

EUT	AX3000 Wi-Fi 6 Portable Router	Date of Test	2024-09-03
Factor	BBHA 9170	Temp. / Humidity	25°C /64%
Polarity	Vertical	Site / Test Engineer	AC1 / Kaunaz
Test Mode	802.11ac_20MHz_TX_Band1_CH 40_ANT 1+2+3	Test Voltage	AC 120V/60Hz

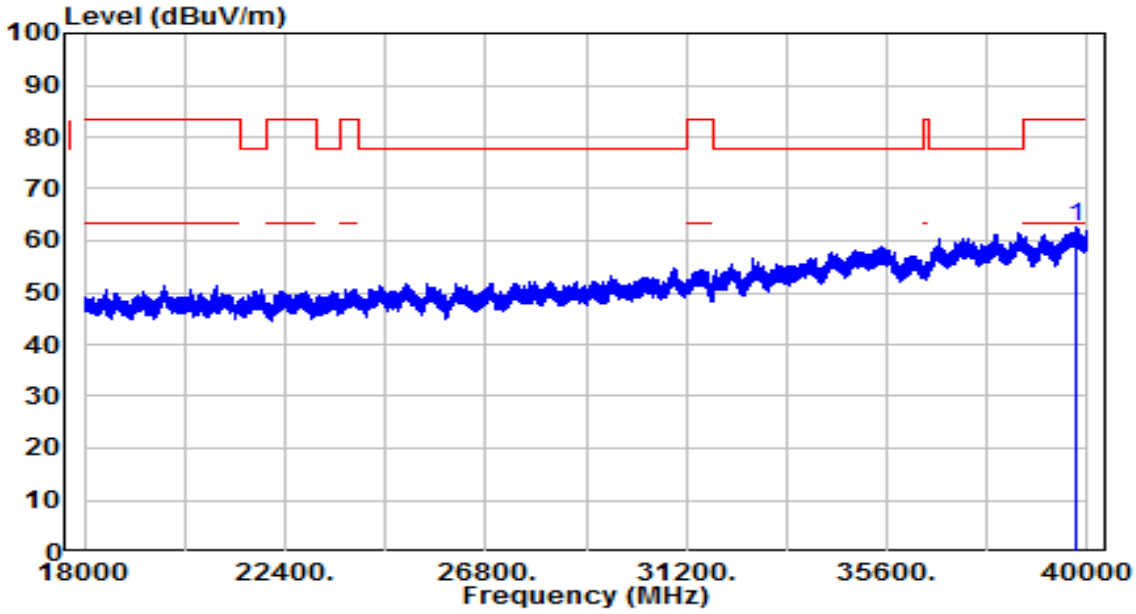

No		Frequency (MHz)	Reading (dBuV)	C.F (dB/m)	Measurement (dBuV/m)	Margin (dB)	Limit (dBuV/m)	Height (cm)	Angle (deg)	Remark (QP/PK/AV)
1	*	39771.750	36.35	26.17	62.52	-20.98	83.50	150	40	Peak

Note:

1. " *", means this data is the worst emission level.
2. C.F (Correction Factor) = Antenna Factor (dB/m) + Cable Loss (dB) – Preamplifier(dB).
3. Measurement (dBuV/m) = Reading(dBuV) + C.F (Correction Factor).
4. The emission levels of other frequencies are very lower than the limit and not show in test report.

7.9. Radiated Restricted Band Edge Measurement

7.9.1.Test Limit

For 15.205 requirement:

Radiated emissions which fall in the restricted bands, as defined in Section 15.205(a) of FCC part 15, must also comply with the radiated emission limits specified in Section 15.209(a).

Frequency (MHz)	Frequency (MHz)	Frequency (MHz)	Frequency (GHz)
0.090 - 0.110	16.42-16.423	399.9 - 410	4.5-5.15
[1] 0.495 - 0.505	16.69475-16.69525	608 - 614	5.35-5.46
2.1735-2.1905	16.80425-16.80475	960 - 1240	7.25-7.75
4.125-4.128	25.5 -25.67	1300 - 1427	8.025 - 8.5
4.17725-4.17775	37.5-38.25	1435-1626.5	9.0-9.2
4.20725-4.20775	73-74.6	1645.5-1646.5	9.3-9.5
6.215-6.218	74.8-75.2	1660 - 1710	10.6-12.7
6.26775-6.26825	108-121.94	1718.8-1722.2	13.25-13.4
6.31175-6.31225	123 - 138	2200 - 2300	14.47-14.5
8.291-8.294	149.9-150.05	2310 - 2390	15.35-16.2
8.362-8.366	156.52475-156.525	2483.5 - 2500	17.7-21.4
8.37625-8.38675	156.7-156.9	2690 - 2900	22.01-23.12
8.41425-8.41475	162.0125-167.17	3260 - 3267	23.6-24.0
12.29-12.293	167.72-173.2	3332 - 3339	31.2-31.8
12.51975-12.52025	240 - 285	3345.8 - 3358	36.43-36.5
12.57675-12.57725	322-335.4	3600 - 4400	([2])
13.36-13.41	--	--	--

For 15.407(b) requirement:

For transmitters operating in the 5.15-5.25 GHz band: All emissions outside of the 5.15-5.35 GHz band shall not exceed an e.i.r.p. of -27 dBm/MHz.

For transmitters operating in the 5.25-5.35 GHz band: All emissions outside of the 5.15-5.35 GHz band shall not exceedane.i.r.p. of -27 dBm/MHz.

For transmitters operating in the 5.47-5.725 GHz band: All emissions outside of the 5.47-5.725 GHz band shall not exceed an e.i.r.p. of -27 dBm/MHz.

For transmitters operating in the 5.725-5.85 GHz band: All emissions shall be limited to a level of −27 dBm/MHz at 75 MHz or more above or below the band edge increasinglinearly to 10 dBm/MHz at 25 MHz above or below the band edge, and from 25 MHz above or below the band edge

increasinglinearly to a level of 15.6 dBm/MHz at 5 MHz above or below the band edge, and from 5 MHz above or below the band edgeincreasing linearly to a level of 27 dBm/MHz at the band edge.

Refer to KDB 789033 D02v02r01 G)2)c), as specified in § 15.407(b), emissions above 1000 MHz that are outside of the restricted bands are subject to a maximum emission limit of -27 dBm/MHz (or -17 dBm/MHz as specified in § 15.407(b)(4)). However, an out-of-band emission that complies with both the peak and average limits of § 15.209 is not required to satisfy the -27 dBm/MHz or -17 dBm/MHz maximum emission limit.

All out of band emissions appearing in a restricted band as specified in Section 15.205 of the Title 47CFR must not exceed the limits shown in Table per Section 15.209.

FCC Part 15 Subpart C Paragraph 15.209		
Frequency [MHz]	Field Strength [uV/m]	Measured Distance [Meters]
0.009 - 0.490	2400/F (kHz)	300
0.490 - 1.705	24000/F (kHz)	30
1.705 - 30	30	30
30 - 88	100	3
88 - 216	150	3
216 - 960	200	3
Above 960	500	3

7.9.2.Test Procedure Used

KDB 789033 D02v02r01- Section G

7.9.3.Test Setting

Peak Measurements above 1GHz

1. Analyzer center frequency was set to the frequency of the radiated spurious emission of interest
2. RBW = 1MHz
3. VBW = 3MHz
4. Detector = peak
5. Sweep time = auto couple
6. Trace mode = max hold

7. Trace was allowed to stabilize

Average Measurements above 1GHz (Method VB)

1. Analyzer center frequency was set to the frequency of the radiated spurious emission of interest

2. RBW = 1MHz

3. VBWIf the EUT is configured to transmit with duty cycle ≥ 98%, set VBW ≤ RBW/100 (i.e., 10 kHz) but not less than 10 Hz. If the EUT duty cycle is < 98%, set VBW ≥ 1/T.

4. Detector = Peak

5. Sweep time = auto

6. Allow max hold to run for at least 50 traces if the transmitted signal is continuous or has at least 98% duty cycle. For lower duty cycles, increase the minimum number of traces by a factor of 1/x, where x is the duty cycle.

7.9.4.Test Setup

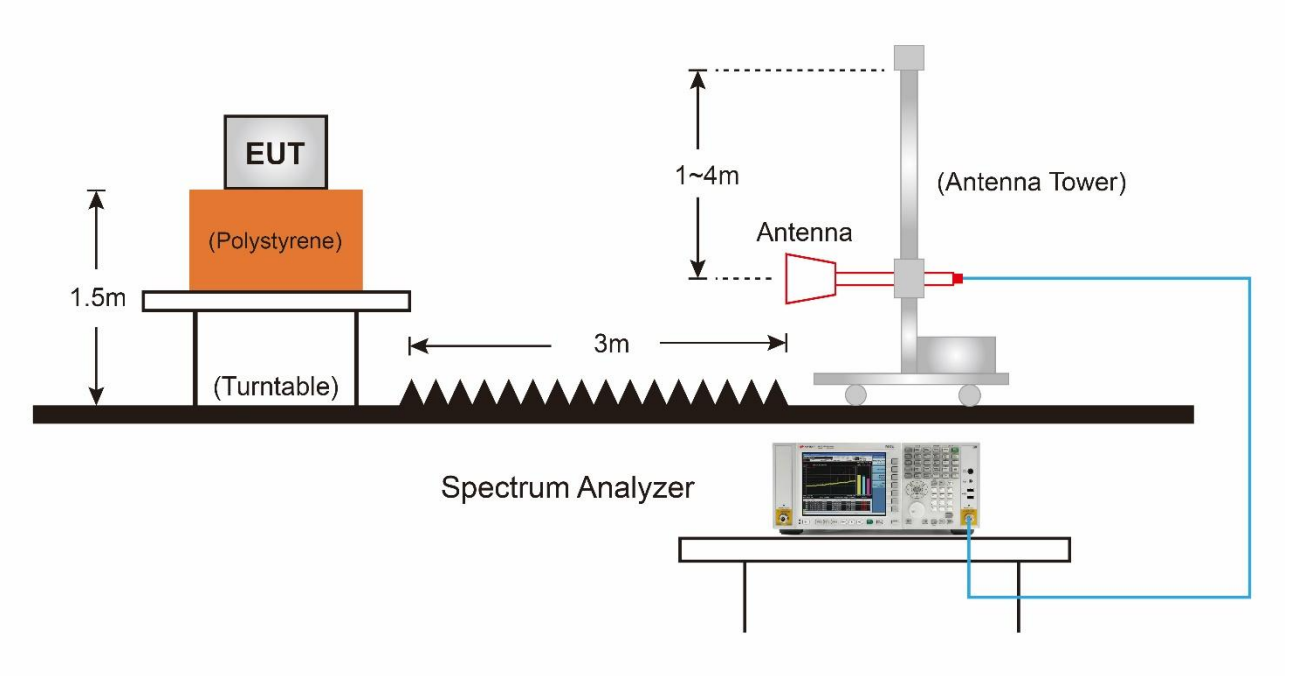

7.9.5.Test Result

EUT	AX3000 Wi-Fi 6 Portable Router	Date of Test	2024-08-29
Factor	BBHA 9120D	Temp. / Humidity	25°C /60%
Polarity	Horizontal	Site / Test Engineer	AC1 / Todd
Test Mode	802.11a_TX_Band1_CH 36_ANT 1+2+3	Test Voltage	AC 120V/60Hz

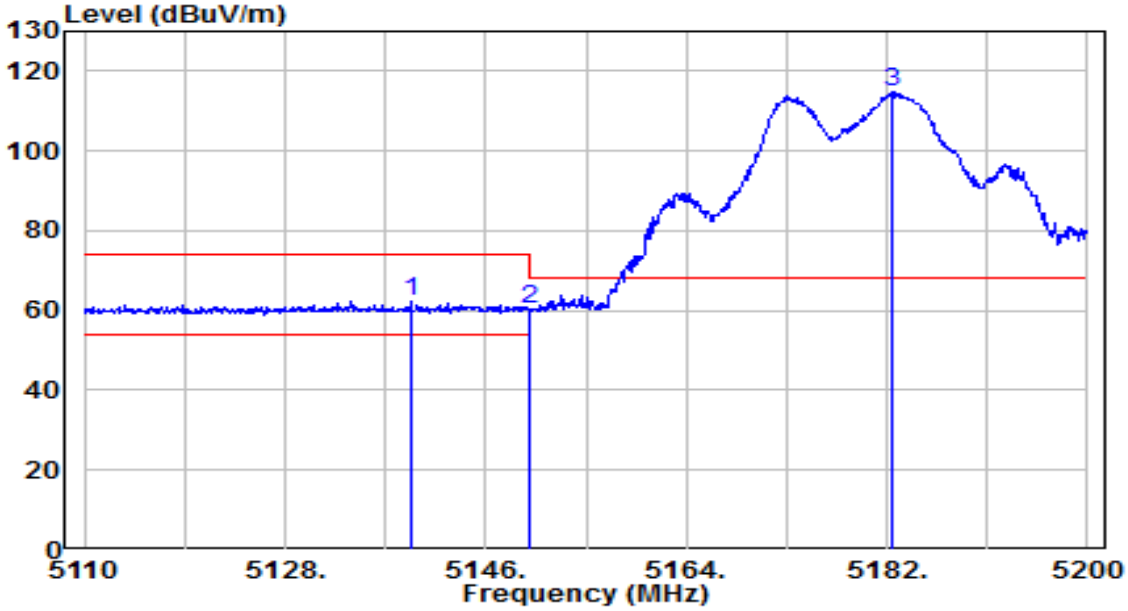

No		Frequency (MHz)	Reading (dBuV)	C.F (dB/m)	Measurement (dBuV/m)	Margin (dB)	Limit (dBuV/m)	Height (cm)	Angle (deg)	Remark (QP/PK/AV)
1	*	5139.340	57.89	4.26	62.14	-11.86	74.00	105	105	Peak
2		5150.000	56.14	4.27	60.41	-13.59	74.00	105	105	Peak
3		5182.540	110.40	4.32	114.72	N/A	N/A	105	105	Peak

Note:

1. " *", means this data is the worst emission level.
2. C.F (Correction Factor) = Antenna Factor (dB/m) + Cable Loss (dB) – Preamplifier(dB) + 20dB Attenuation.
3. Measurement (dBuV/m) = Reading(dBuV) + C.F (Correction Factor).
4. The emission levels of other frequencies are very lower than the limit and not show in test report.

EUT	AX3000 Wi-Fi 6 Portable Router	Date of Test	2024-08-29
Factor	BBHA 9120D	Temp. / Humidity	25°C /60%
Polarity	Horizontal	Site / Test Engineer	AC1 / Todd
Test Mode	802.11a_TX_Band1_CH 36_ANT 1+2+3	Test Voltage	AC 120V/60Hz

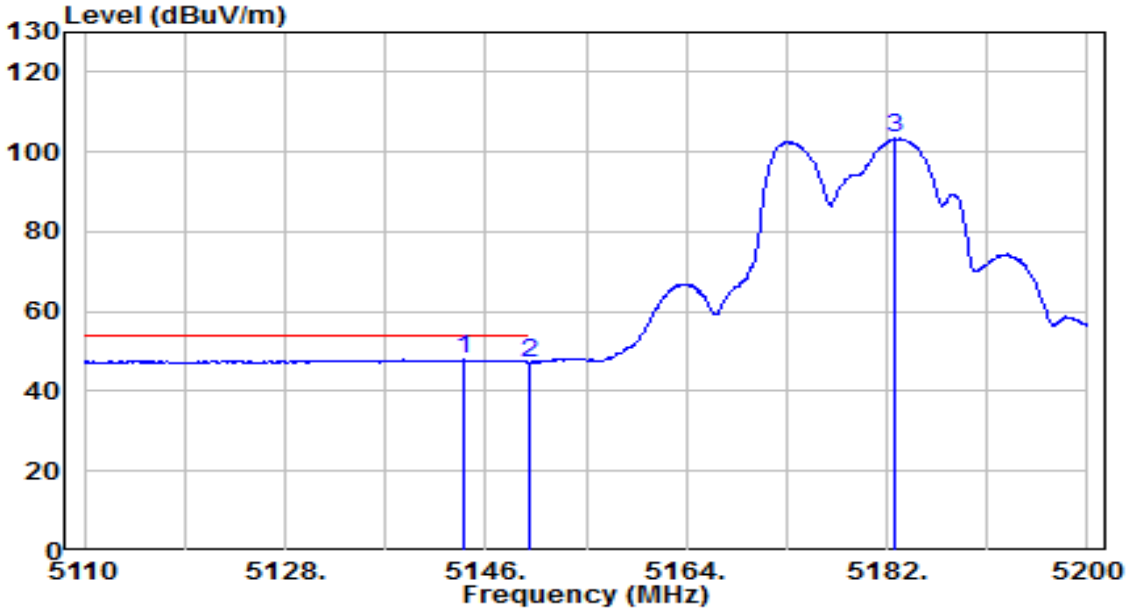

No		Frequency (MHz)	Reading (dBuV)	C.F (dB/m)	Measurement (dBuV/m)	Margin (dB)	Limit (dBuV/m)	Height (cm)	Angle (deg)	Remark (QP/PK/AV)
1	*	5144.110	43.61	4.26	47.87	-6.13	54.00	105	105	Average
2		5150.000	43.06	4.27	47.33	-6.67	54.00	105	105	Average
3		5182.720	99.08	4.32	103.40	N/A	N/A	105	105	Average

Note:

1. " *", means this data is the worst emission level.
2. C.F (Correction Factor) = Antenna Factor (dB/m) + Cable Loss (dB) – Preamplifier(dB) + 20dB Attenuation.
3. Measurement (dBuV/m) = Reading(dBuV) + C.F (Correction Factor).
4. The emission levels of other frequencies are very lower than the limit and not show in test report.

EUT	AX3000 Wi-Fi 6 Portable Router	Date of Test	2024-08-29
Factor	BBHA 9120D	Temp. / Humidity	25°C /60%
Polarity	Vertical	Site / Test Engineer	AC1 / Todd
Test Mode	802.11a_TX_Band1_CH 36_ANT 1+2+3	Test Voltage	AC 120V/60Hz

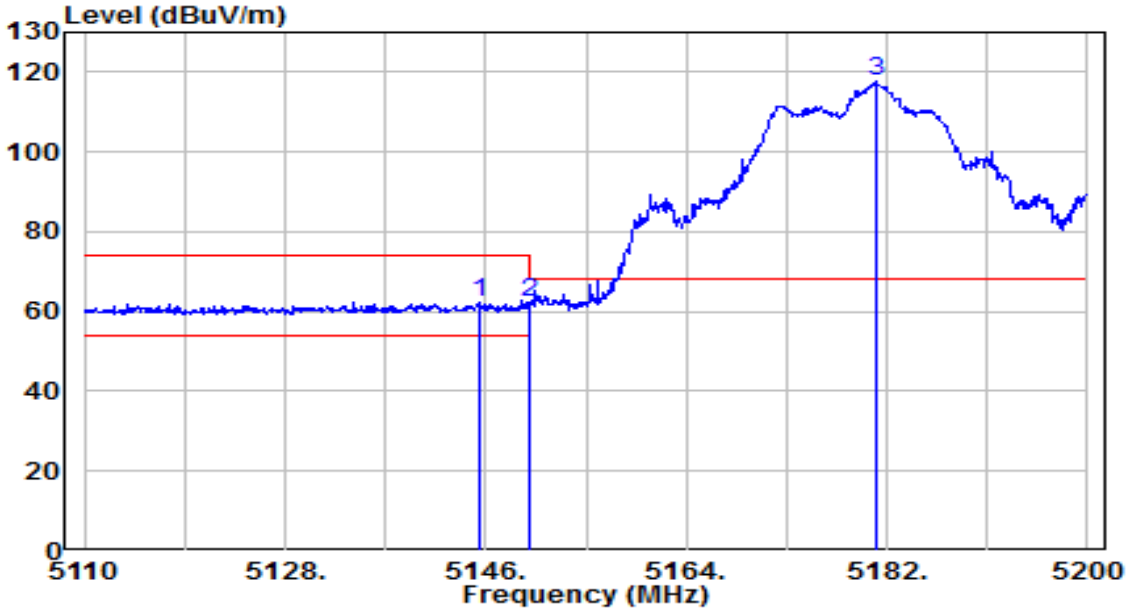

No		Frequency (MHz)	Reading (dBuV)	C.F (dB/m)	Measurement (dBuV/m)	Margin (dB)	Limit (dBuV/m)	Height (cm)	Angle (deg)	Remark (QP/PK/AV)
1		5145.550	57.92	4.27	62.19	-11.81	74.00	245	180	Peak
2	*	5150.000	58.12	4.27	62.39	-11.61	74.00	245	180	Peak
3		5181.010	113.18	4.32	117.50	N/A	N/A	245	180	Peak

Note:

1. " *", means this data is the worst emission level.
2. C.F (Correction Factor) = Antenna Factor (dB/m) + Cable Loss (dB) – Preamplifier(dB) + 20dB Attenuation.
3. Measurement (dBuV/m) = Reading(dBuV) + C.F (Correction Factor).
4. The emission levels of other frequencies are very lower than the limit and not show in test report.

EUT	AX3000 Wi-Fi 6 Portable Router	Date of Test	2024-08-29
Factor	BBHA 9120D	Temp. / Humidity	25°C /60%
Polarity	Vertical	Site / Test Engineer	AC1 / Todd
Test Mode	802.11a_TX_Band1_CH 36_ANT 1+2+3	Test Voltage	AC 120V/60Hz

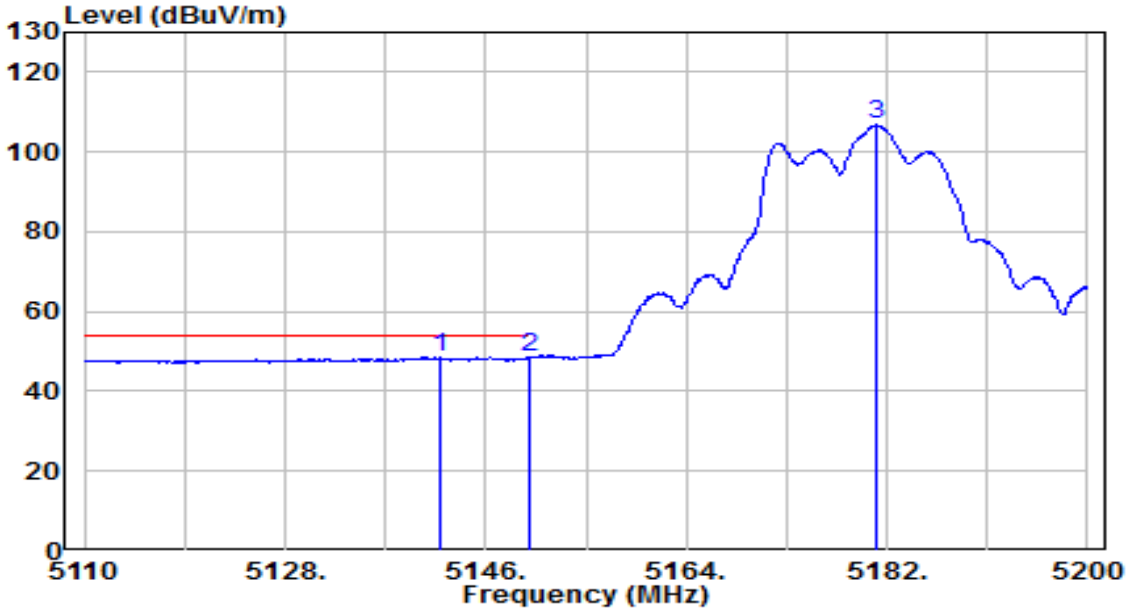

No		Frequency (MHz)	Reading (dBuV)	C.F (dB/m)	Measurement (dBuV/m)	Margin (dB)	Limit (dBuV/m)	Height (cm)	Angle (deg)	Remark (QP/PK/AV)
1	*	5141.950	44.33	4.26	48.59	-5.41	54.00	245	180	Average
2		5150.000	44.11	4.27	48.38	-5.62	54.00	245	180	Average
3		5181.010	102.38	4.32	106.70	N/A	N/A	245	180	Average

Note:

1. " *", means this data is the worst emission level.
2. C.F (Correction Factor) = Antenna Factor (dB/m) + Cable Loss (dB) – Preamplifier(dB) + 20dB Attenuation.
3. Measurement (dBuV/m) = Reading(dBuV) + C.F (Correction Factor).
4. The emission levels of other frequencies are very lower than the limit and not show in test report.

EUT	AX3000 Wi-Fi 6 Portable Router	Date of Test	2024-08-29
Factor	BBHA 9120D	Temp. / Humidity	25°C /60%
Polarity	Horizontal	Site / Test Engineer	AC1 / Todd
Test Mode	802.11a_TX_Band2_CH 64_ANT 1+2+3	Test Voltage	AC 120V/60Hz

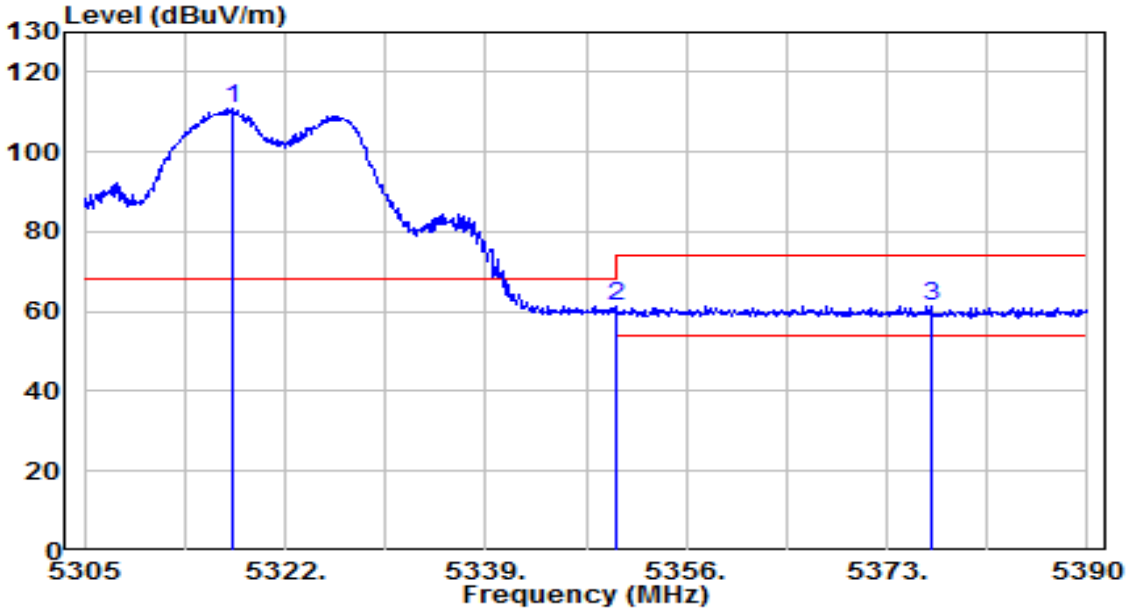

No		Frequency (MHz)	Reading (dBuV)	C.F (dB/m)	Measurement (dBuV/m)	Margin (dB)	Limit (dBuV/m)	Height (cm)	Angle (deg)	Remark (QP/PK/AV)
1		5317.495	106.34	4.51	110.85	N/A	N/A	155	100	Peak
2	*	5350.000	56.83	4.56	61.38	-6.82	68.20	155	100	Peak
3		5376.740	56.83	4.59	61.42	-12.58	74.00	155	100	Peak

Note:

1. " *", means this data is the worst emission level.
2. C.F (Correction Factor) = Antenna Factor (dB/m) + Cable Loss (dB) – Preamplifier(dB) + 20dB Attenuation.
3. Measurement (dBuV/m) = Reading(dBuV) + C.F (Correction Factor).
4. The emission levels of other frequencies are very lower than the limit and not show in test report.

EUT	AX3000 Wi-Fi 6 Portable Router	Date of Test	2024-08-29
Factor	BBHA 9120D	Temp. / Humidity	25°C /60%
Polarity	Horizontal	Site / Test Engineer	AC1 / Todd
Test Mode	802.11a_TX_Band2_CH 64_ANT 1+2+3	Test Voltage	AC 120V/60Hz

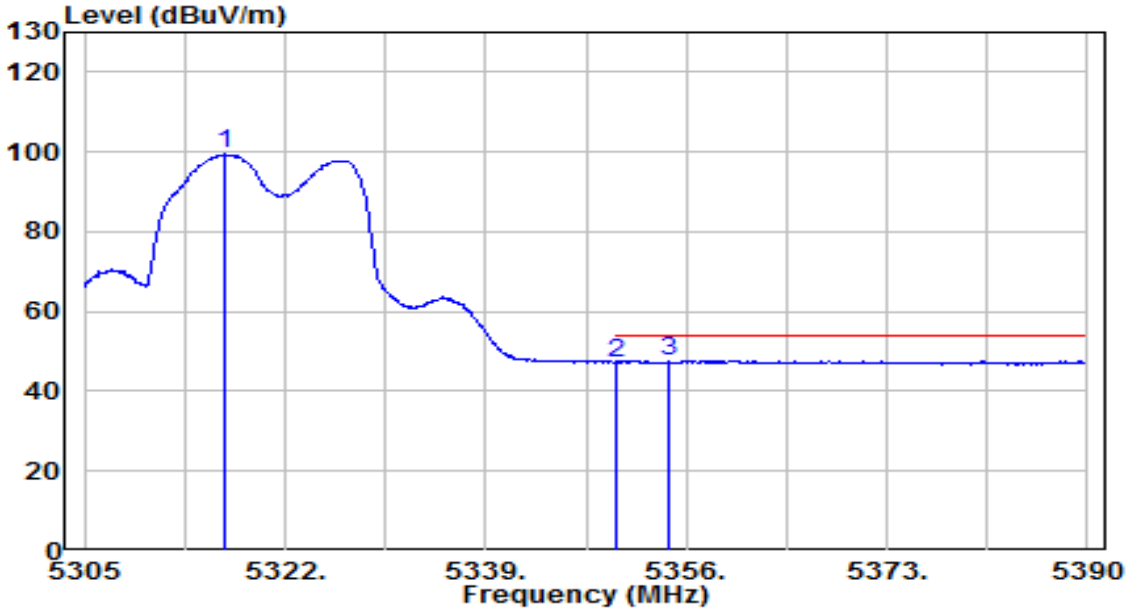

No		Frequency (MHz)	Reading (dBuV)	C.F (dB/m)	Measurement (dBuV/m)	Margin (dB)	Limit (dBuV/m)	Height (cm)	Angle (deg)	Remark (QP/PK/AV)
1		5316.900	94.85	4.51	99.36	N/A	N/A	155	100	Average
2		5350.000	42.68	4.56	47.23	-6.77	54.00	155	100	Average
3	*	5354.555	43.05	4.56	47.62	-6.38	54.00	155	100	Average

Note:

1. " *", means this data is the worst emission level.
2. C.F (Correction Factor) = Antenna Factor (dB/m) + Cable Loss (dB) – Preamplifier(dB) + 20dB Attenuation.
3. Measurement (dBuV/m) = Reading(dBuV) + C.F (Correction Factor).
4. The emission levels of other frequencies are very lower than the limit and not show in test report.

EUT	AX3000 Wi-Fi 6 Portable Router	Date of Test	2024-08-29
Factor	BBHA 9120D	Temp. / Humidity	25°C /60%
Polarity	Vertical	Site / Test Engineer	AC1 / Todd
Test Mode	802.11a_TX_Band2_CH 64_ANT 1+2+3	Test Voltage	AC 120V/60Hz

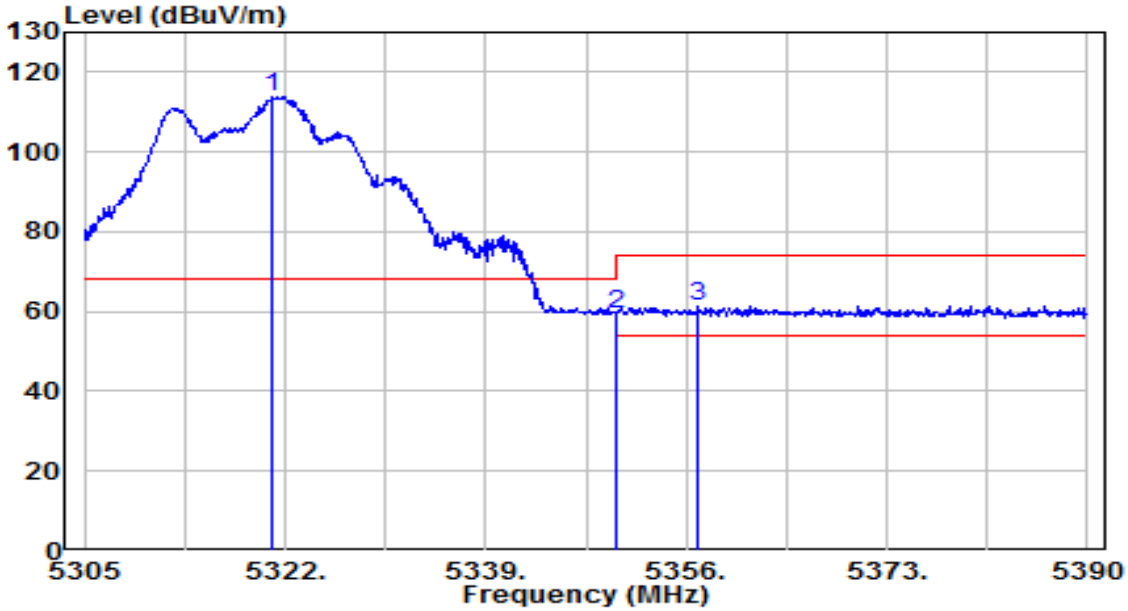

No		Frequency (MHz)	Reading (dBuV)	C.F (dB/m)	Measurement (dBuV/m)	Margin (dB)	Limit (dBuV/m)	Height (cm)	Angle (deg)	Remark (QP/PK/AV)
1		5320.895	109.28	4.52	113.80	N/A	N/A	120	255	Peak
2	*	5350.000	55.02	4.56	59.57	-8.63	68.20	120	255	Peak
3		5357.020	56.88	4.57	61.45	-12.55	74.00	120	255	Peak

Note:

1. " *", means this data is the worst emission level.
2. C.F (Correction Factor) = Antenna Factor (dB/m) + Cable Loss (dB) – Preamplifier(dB) + 20dB Attenuation.
3. Measurement (dBuV/m) = Reading(dBuV) + C.F (Correction Factor).
4. The emission levels of other frequencies are very lower than the limit and not show in test report.

EUT	AX3000 Wi-Fi 6 Portable Router	Date of Test	2024-08-29
Factor	BBHA 9120D	Temp. / Humidity	25°C /60%
Polarity	Vertical	Site / Test Engineer	AC1 / Todd
Test Mode	802.11a_TX_Band2_CH 64_ANT 1+2+3	Test Voltage	AC 120V/60Hz

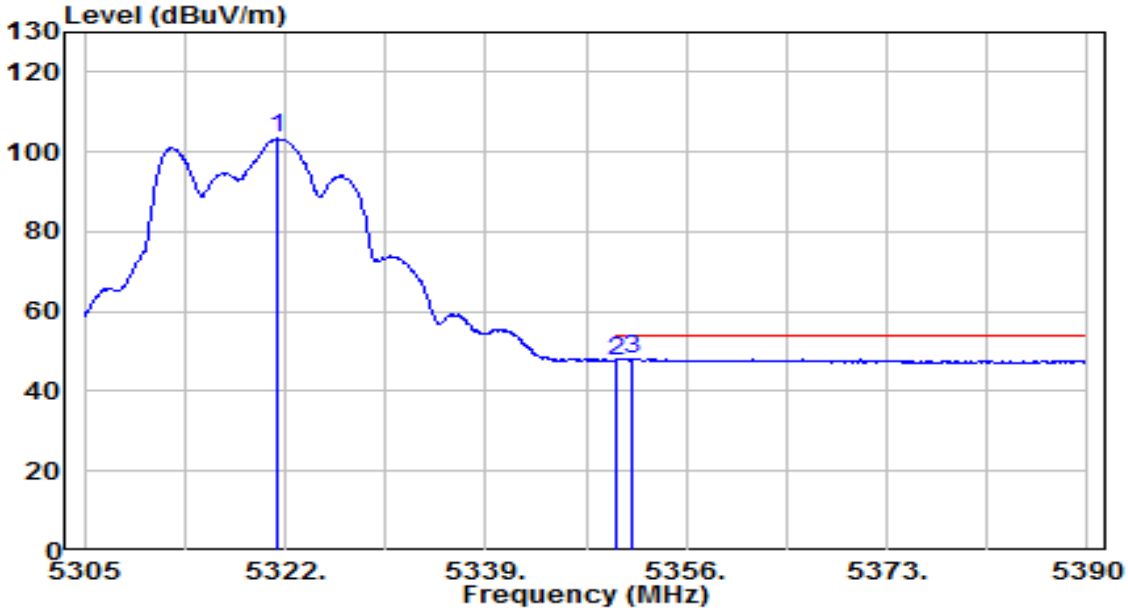

No		Frequency (MHz)	Reading (dBuV)	C.F (dB/m)	Measurement (dBuV/m)	Margin (dB)	Limit (dBuV/m)	Height (cm)	Angle (deg)	Remark (QP/PK/AV)
1		5321.235	98.89	4.52	103.41	N/A	N/A	120	255	Average
2		5350.000	43.16	4.56	47.71	-6.29	54.00	120	255	Average
3	*	5351.410	43.59	4.56	48.15	-5.85	54.00	120	255	Average

Note:

1. " *", means this data is the worst emission level.
2. C.F (Correction Factor) = Antenna Factor (dB/m) + Cable Loss (dB) – Preamplifier(dB) + 20dB Attenuation.
3. Measurement (dBuV/m) = Reading(dBuV) + C.F (Correction Factor).
4. The emission levels of other frequencies are very lower than the limit and not show in test report.

EUT	AX3000 Wi-Fi 6 Portable Router	Date of Test	2024-08-29
Factor	BBHA 9120D	Temp. / Humidity	23°C /59%
Polarity	Horizontal	Site / Test Engineer	AC1 / Todd
Test Mode	802.11a_TX_Band3_CH 100_ANT 1+2+3	Test Voltage	AC 120V/60Hz

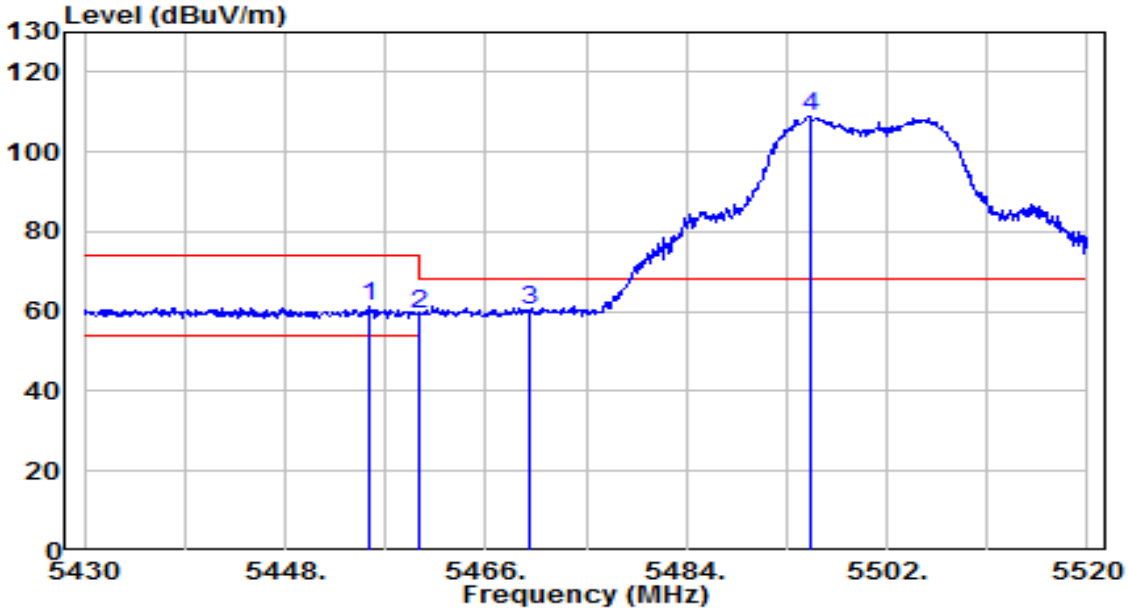

No		Frequency (MHz)	Reading (dBuV)	C.F (dB/m)	Measurement (dBuV/m)	Margin (dB)	Limit (dBuV/m)	Height (cm)	Angle (deg)	Remark (QP/PK/AV)
1		5455.470	56.37	4.71	61.08	-12.92	74.00	100	90	Peak
2		5460.000	54.81	4.71	59.52	-8.68	68.20	100	90	Peak
3	*	5470.000	55.47	4.73	60.19	-8.01	68.20	100	90	Peak
4		5495.070	104.06	4.76	108.82	N/A	N/A	100	90	Peak

Note:

1. " *", means this data is the worst emission level.
2. C.F (Correction Factor) = Antenna Factor (dB/m) + Cable Loss (dB) – Preamplifier(dB) + 20dB Attenuation.
3. Measurement (dBuV/m) = Reading(dBuV) + C.F (Correction Factor).
4. The emission levels of other frequencies are very lower than the limit and not show in test report.

EUT	AX3000 Wi-Fi 6 Portable Router	Date of Test	2024-08-29
Factor	BBHA 9120D	Temp. / Humidity	23°C /59%
Polarity	Horizontal	Site / Test Engineer	AC1 / Todd
Test Mode	802.11a_TX_Band3_CH 100_ANT 1+2+3	Test Voltage	AC 120V/60Hz

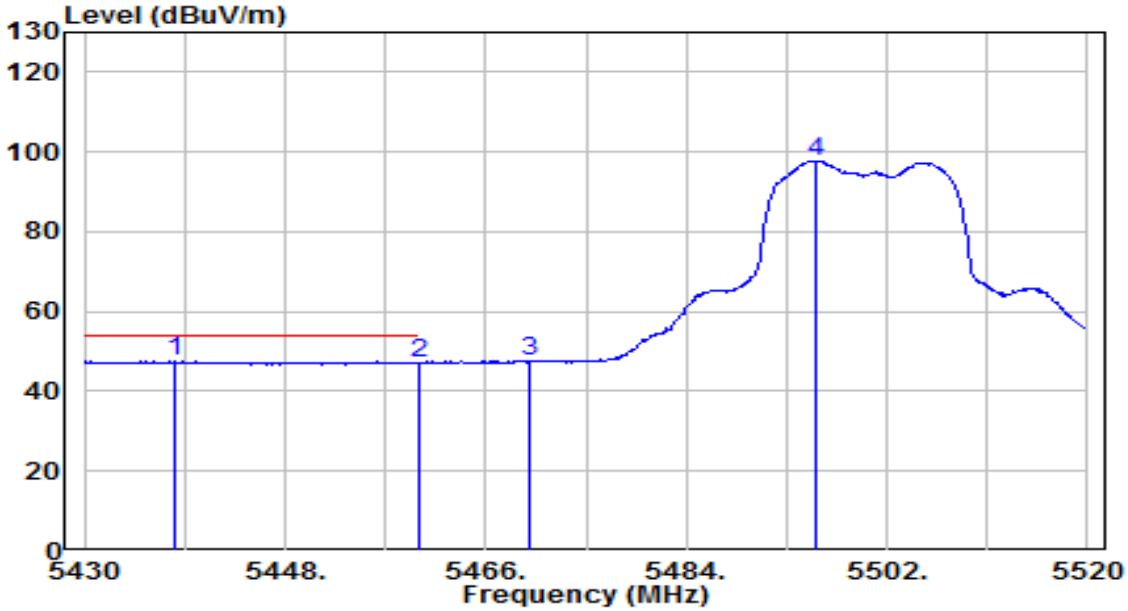

No		Frequency (MHz)	Reading (dBuV)	C.F (dB/m)	Measurement (dBuV/m)	Margin (dB)	Limit (dBuV/m)	Height (cm)	Angle (deg)	Remark (QP/PK/AV)
1	*	5438.100	42.75	4.68	47.43	-6.57	54.00	100	90	Average
2		5460.000	42.37	4.71	47.09	-6.91	54.00	100	90	Average
3		5470.000	42.77	4.73	47.50	N/A	N/A	100	90	Average
4		5495.610	93.07	4.76	97.84	N/A	N/A	100	90	Average

Note:

1. " *", means this data is the worst emission level.
2. C.F (Correction Factor) = Antenna Factor (dB/m) + Cable Loss (dB) – Preamplifier(dB) + 20dB Attenuation.
3. Measurement (dBuV/m) = Reading(dBuV) + C.F (Correction Factor).
4. The emission levels of other frequencies are very lower than the limit and not show in test report.

EUT	AX3000 Wi-Fi 6 Portable Router	Date of Test	2024-08-29
Factor	BBHA 9120D	Temp. / Humidity	23°C /59%
Polarity	Vertical	Site / Test Engineer	AC1 / Todd
Test Mode	802.11a_TX_Band3_CH 100_ANT 1+2+3	Test Voltage	AC 120V/60Hz

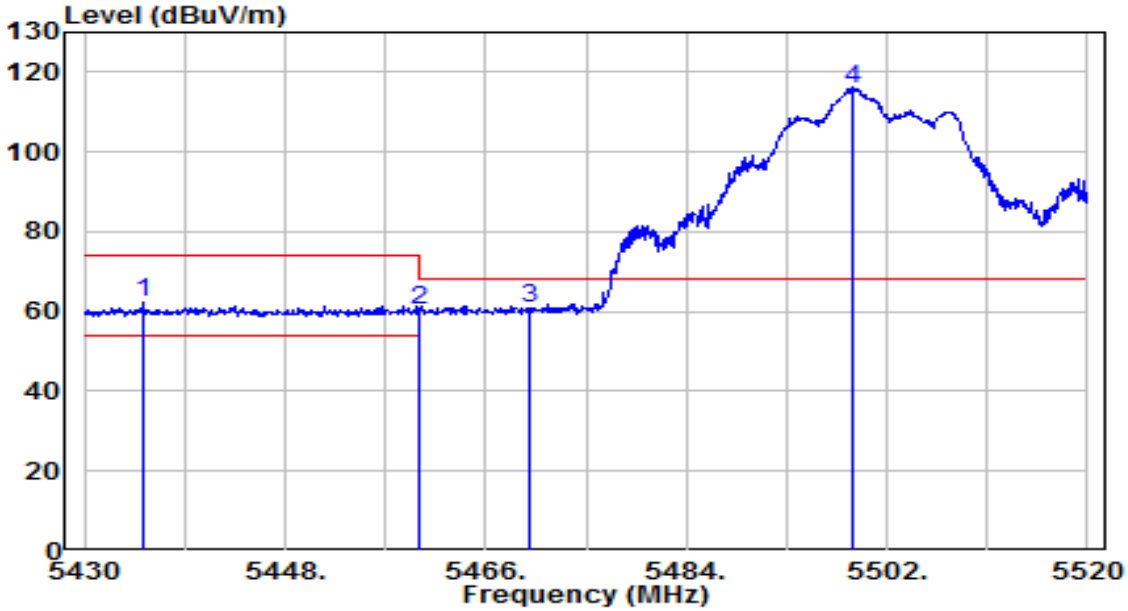

No		Frequency (MHz)	Reading (dBuV)	C.F (dB/m)	Measurement (dBuV/m)	Margin (dB)	Limit (dBuV/m)	Height (cm)	Angle (deg)	Remark (QP/PK/AV)
1		5435.310	57.57	4.68	62.25	-11.75	74.00	115	160	Peak
2		5460.000	55.78	4.71	60.50	-7.70	68.20	115	160	Peak
3	*	5470.000	56.27	4.73	61.00	-7.20	68.20	115	160	Peak
4		5499.030	110.94	4.77	115.71	N/A	N/A	115	160	Peak

Note:

1. " *", means this data is the worst emission level.
2. C.F (Correction Factor) = Antenna Factor (dB/m) + Cable Loss (dB) – Preamplifier(dB) + 20dB Attenuation.
3. Measurement (dBuV/m) = Reading(dBuV) + C.F (Correction Factor).
4. The emission levels of other frequencies are very lower than the limit and not show in test report.

EUT	AX3000 Wi-Fi 6 Portable Router	Date of Test	2024-08-29
Factor	BBHA 9120D	Temp. / Humidity	23°C /59%
Polarity	Vertical	Site / Test Engineer	AC1 / Todd
Test Mode	802.11a_TX_Band3_CH 100_ANT 1+2+3	Test Voltage	AC 120V/60Hz

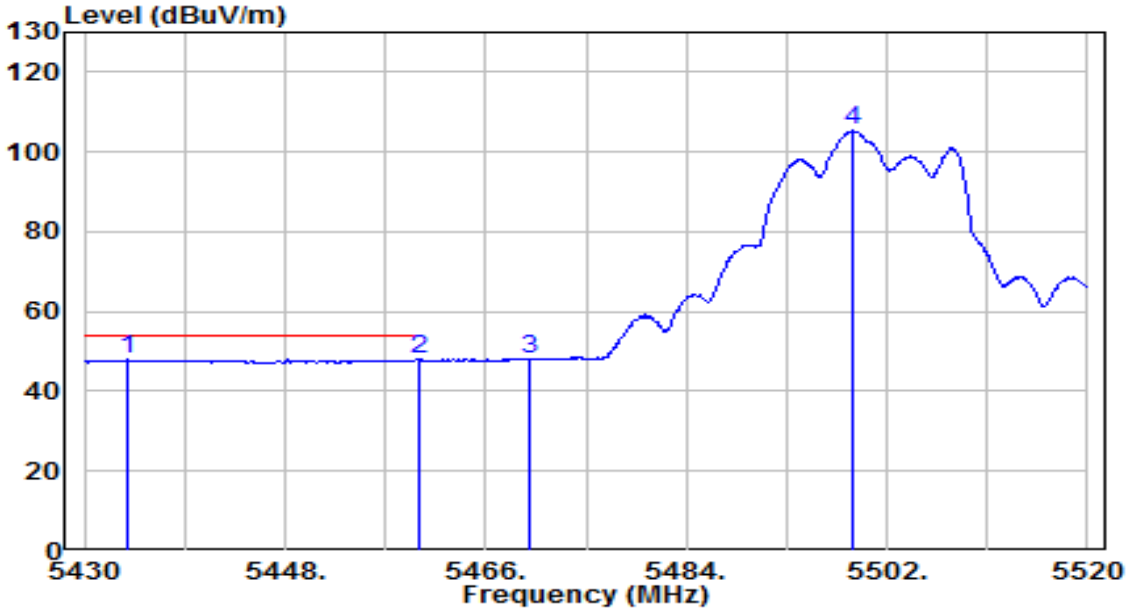

No		Frequency (MHz)	Reading (dBuV)	C.F (dB/m)	Measurement (dBuV/m)	Margin (dB)	Limit (dBuV/m)	Height (cm)	Angle (deg)	Remark (QP/PK/AV)
1	*	5433.960	43.28	4.68	47.95	-6.05	54.00	115	160	Average
2		5460.000	43.22	4.71	47.94	-6.06	54.00	115	160	Average
3		5470.000	43.31	4.73	48.03	N/A	N/A	115	160	Average
4		5499.030	100.65	4.77	105.42	N/A	N/A	115	160	Average

Note:

1. " *", means this data is the worst emission level.
2. C.F (Correction Factor) = Antenna Factor (dB/m) + Cable Loss (dB) – Preamplifier(dB) + 20dB Attenuation.
3. Measurement (dBuV/m) = Reading(dBuV) + C.F (Correction Factor).
4. The emission levels of other frequencies are very lower than the limit and not show in test report.

EUT	AX3000 Wi-Fi 6 Portable Router	Date of Test	2024-08-29
Factor	BBHA 9120D	Temp. / Humidity	23°C /59%
Polarity	Horizontal	Site / Test Engineer	AC1 / Todd
Test Mode	802.11a_TX_Band3_CH 140_ANT 1+2+3	Test Voltage	AC 120V/60Hz

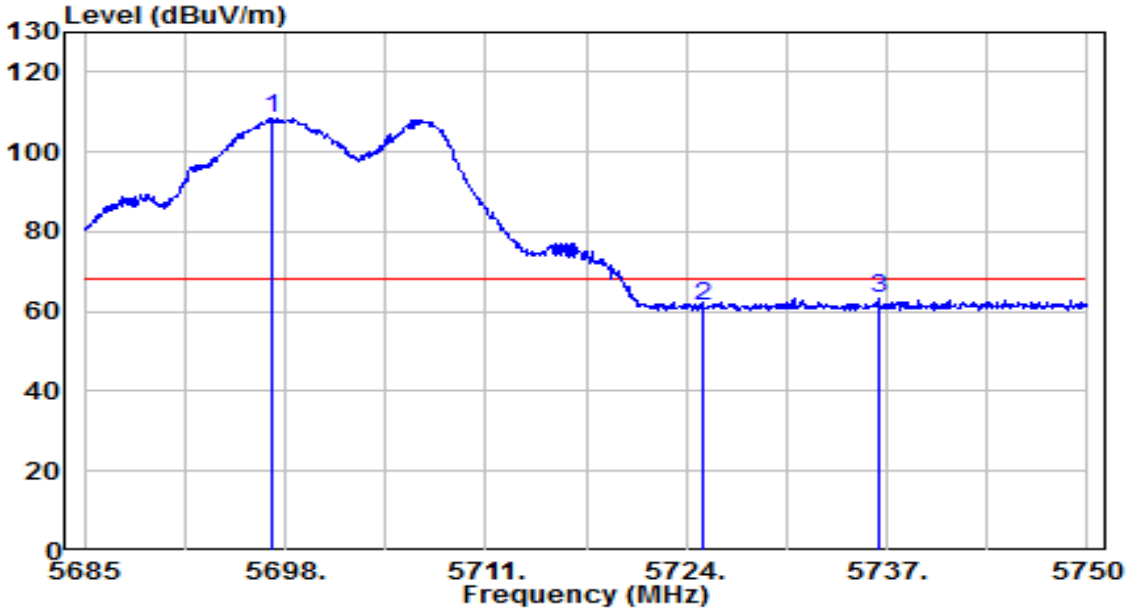

No		Frequency (MHz)	Reading (dBuV)	C.F (dB/m)	Measurement (dBuV/m)	Margin (dB)	Limit (dBuV/m)	Height (cm)	Angle (deg)	Remark (QP/PK/AV)
1		5697.155	102.92	5.43	108.35	N/A	N/A	100	105	Peak
2		5725.000	55.67	5.53	61.20	-7.00	68.20	100	105	Peak
3	*	5736.480	57.56	5.56	63.13	-5.07	68.20	100	105	Peak

Note:

1. " *", means this data is the worst emission level.
2. C.F (Correction Factor) = Antenna Factor (dB/m) + Cable Loss (dB) – Preamplifier(dB) + 20dB Attenuation.
3. Measurement (dBuV/m) = Reading(dBuV) + C.F (Correction Factor).
4. The emission levels of other frequencies are very lower than the limit and not show in test report.

EUT	AX3000 Wi-Fi 6 Portable Router	Date of Test	2024-08-29
Factor	BBHA 9120D	Temp. / Humidity	23°C /59%
Polarity	Vertical	Site / Test Engineer	AC1 / Todd
Test Mode	802.11a_TX_Band3_CH 140_ANT 1+2+3	Test Voltage	AC 120V/60Hz

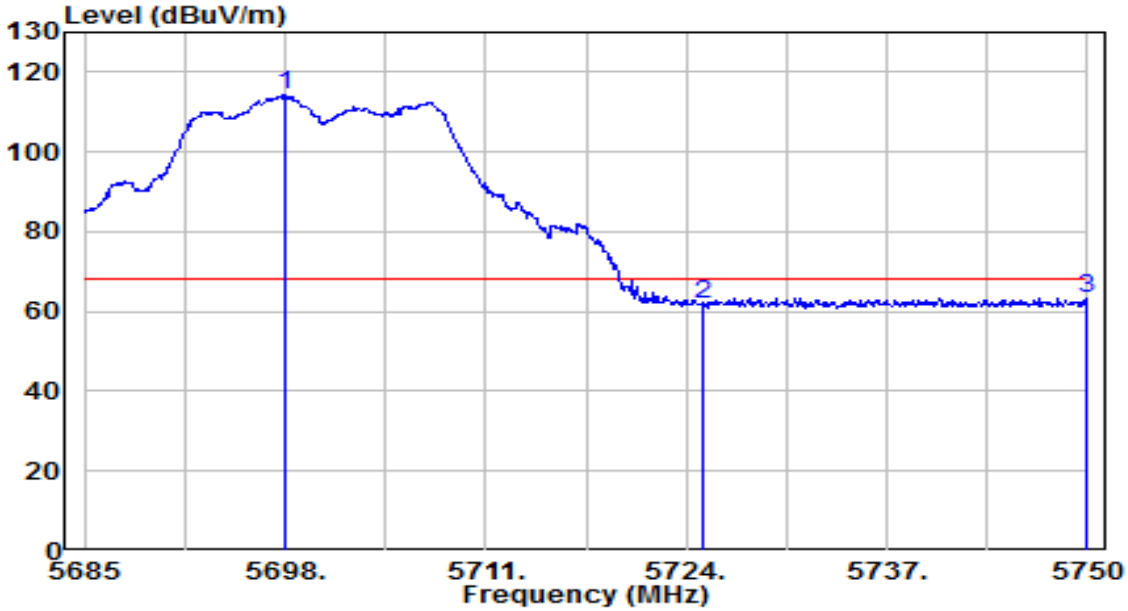

No		Frequency (MHz)	Reading (dBuV)	C.F (dB/m)	Measurement (dBuV/m)	Margin (dB)	Limit (dBuV/m)	Height (cm)	Angle (deg)	Remark (QP/PK/AV)
1		5698.000	108.93	5.44	114.36	N/A	N/A	100	235	Peak
2		5725.000	56.34	5.53	61.86	-6.34	68.20	100	235	Peak
3	*	5749.935	57.81	5.61	63.42	-4.78	68.20	100	235	Peak

Note:

1. " *", means this data is the worst emission level.
2. C.F (Correction Factor) = Antenna Factor (dB/m) + Cable Loss (dB) – Preamplifier(dB) + 20dB Attenuation.
3. Measurement (dBuV/m) = Reading(dBuV) + C.F (Correction Factor).
4. The emission levels of other frequencies are very lower than the limit and not show in test report.

EUT	AX3000 Wi-Fi 6 Portable Router	Date of Test	2024-08-29
Factor	BBHA 9120D	Temp. / Humidity	26°C /63%
Polarity	Horizontal	Site / Test Engineer	AC1 / Todd
Test Mode	802.11a_TX_Band4_CH 149_ANT 1+2+3	Test Voltage	AC 120V/60Hz

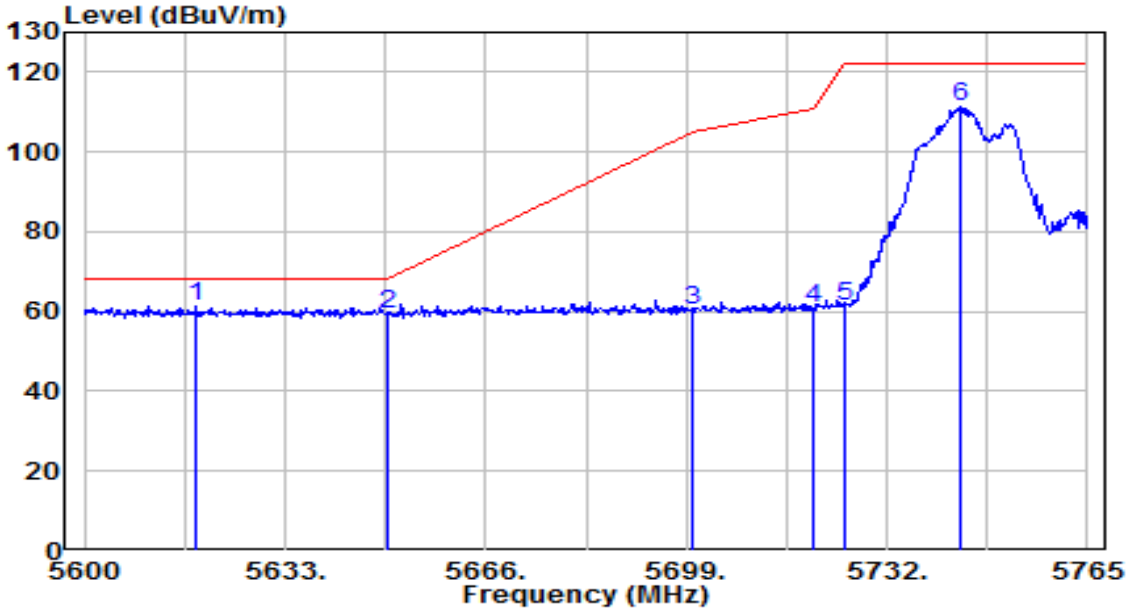

No		Frequency (MHz)	Reading (dBuV)	C.F (dB/m)	Measurement (dBuV/m)	Margin (dB)	Limit (dBuV/m)	Height (cm)	Angle (deg)	Remark (QP/PK/AV)
1	*	5618.315	56.34	5.17	61.50	-6.70	68.20	105	95	Peak
2		5650.000	54.20	5.27	59.47	-8.73	68.20	105	95	Peak
3		5700.000	54.90	5.44	60.34	-44.86	105.20	105	95	Peak
4		5720.000	55.44	5.51	60.95	-49.85	110.80	105	95	Peak
5		5725.000	55.85	5.53	61.38	-60.82	122.20	105	95	Peak
6		5744.210	105.85	5.59	111.44	N/A	N/A	105	95	Peak

Note:

1. " *", means this data is the worst emission level.
2. C.F (Correction Factor) = Antenna Factor (dB/m) + Cable Loss (dB) – Preamplifier(dB) + 20dB Attenuation.
3. Measurement (dBuV/m) = Reading(dBuV) + C.F (Correction Factor).
4. The emission levels of other frequencies are very lower than the limit and not show in test report.

EUT	AX3000 Wi-Fi 6 Portable Router	Date of Test	2024-08-29
Factor	BBHA 9120D	Temp. / Humidity	26°C /63%
Polarity	Vertical	Site / Test Engineer	AC1 / Todd
Test Mode	802.11a_TX_Band4_CH 149_ANT 1+2+3	Test Voltage	AC 120V/60Hz

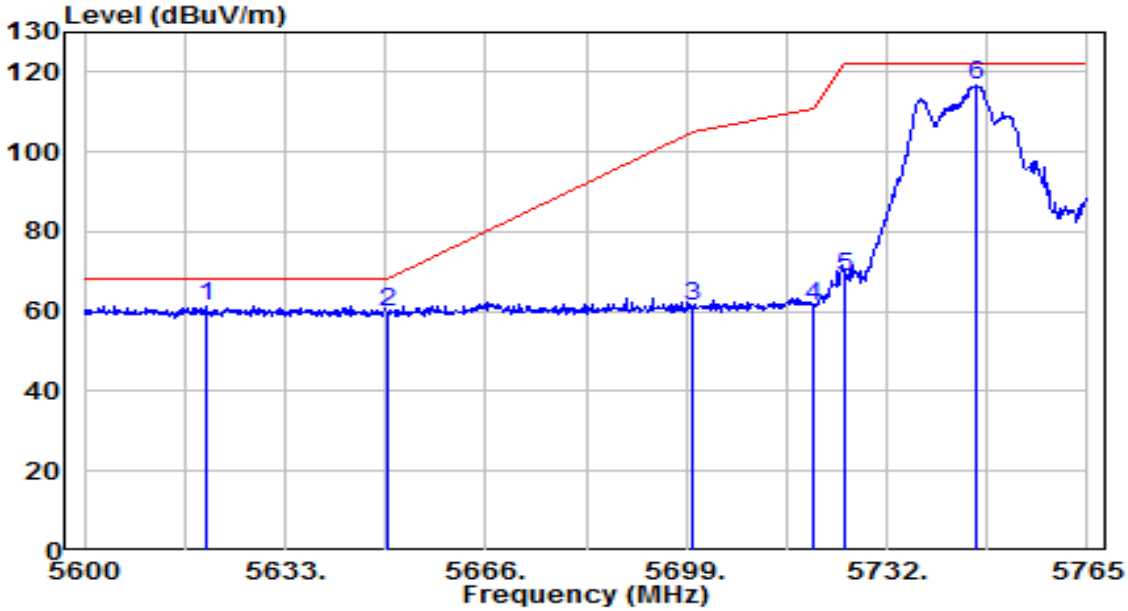

No		Frequency (MHz)	Reading (dBuV)	C.F (dB/m)	Measurement (dBuV/m)	Margin (dB)	Limit (dBuV/m)	Height (cm)	Angle (deg)	Remark (QP/PK/AV)
1	*	5620.130	56.23	5.17	61.41	-6.79	68.20	100	150	Peak
2		5650.000	54.76	5.27	60.04	-8.16	68.20	100	150	Peak
3		5700.000	55.88	5.44	61.33	-43.87	105.20	100	150	Peak
4		5720.000	55.85	5.51	61.36	-49.44	110.80	100	150	Peak
5		5725.000	63.22	5.53	68.74	-53.46	122.20	100	150	Peak
6		5746.685	110.97	5.60	116.57	N/A	N/A	100	150	Peak

Note:

1. " *", means this data is the worst emission level.
2. C.F (Correction Factor) = Antenna Factor (dB/m) + Cable Loss (dB) – Preamplifier(dB) + 20dB Attenuation.
3. Measurement (dBuV/m) = Reading(dBuV) + C.F (Correction Factor).
4. The emission levels of other frequencies are very lower than the limit and not show in test report.

EUT	AX3000 Wi-Fi 6 Portable Router	Date of Test	2024-08-29
Factor	BBHA 9120D	Temp. / Humidity	25°C /60%
Polarity	Horizontal	Site / Test Engineer	AC1 / Todd
Test Mode	802.11a_TX_Band4_CH 165_ANT 1+2+3	Test Voltage	AC 120V/60Hz

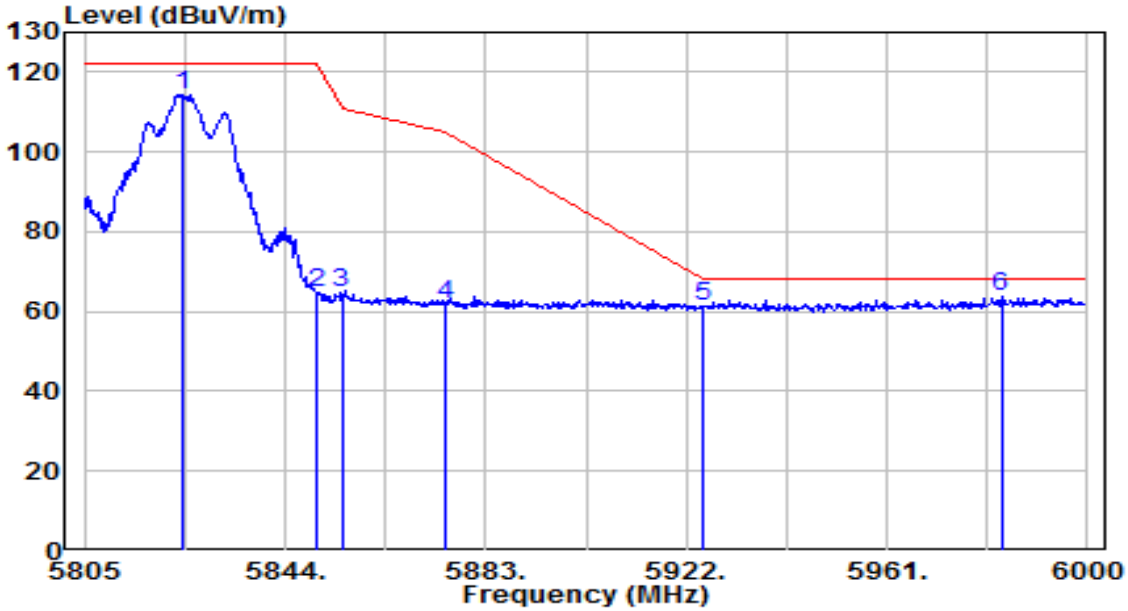

No		Frequency (MHz)	Reading (dBuV)	C.F (dB/m)	Measurement (dBuV/m)	Margin (dB)	Limit (dBuV/m)	Height (cm)	Angle (deg)	Remark (QP/PK/AV)
1		5823.915	108.62	5.86	114.48	N/A	N/A	100	110	Peak
2		5850.000	59.02	5.95	64.97	-57.23	122.20	100	110	Peak
3		5855.000	58.84	5.96	64.80	-46.00	110.80	100	110	Peak
4		5875.000	55.74	6.03	61.77	-43.43	105.20	100	110	Peak
5		5925.000	54.98	6.20	61.18	-7.02	68.20	100	110	Peak
6	*	5983.230	57.52	6.39	63.92	-4.28	68.20	100	110	Peak

Note:

1. " *", means this data is the worst emission level.
2. C.F (Correction Factor) = Antenna Factor (dB/m) + Cable Loss (dB) – Preamplifier(dB) + 20dB Attenuation.
3. Measurement (dBuV/m) = Reading(dBuV) + C.F (Correction Factor).
4. The emission levels of other frequencies are very lower than the limit and not show in test report.

EUT	AX3000 Wi-Fi 6 Portable Router	Date of Test	2024-08-29
Factor	BBHA 9120D	Temp. / Humidity	25°C /60%
Polarity	Vertical	Site / Test Engineer	AC1 / Todd
Test Mode	802.11a_TX_Band4_CH 165_ANT 1+2+3	Test Voltage	AC 120V/60Hz

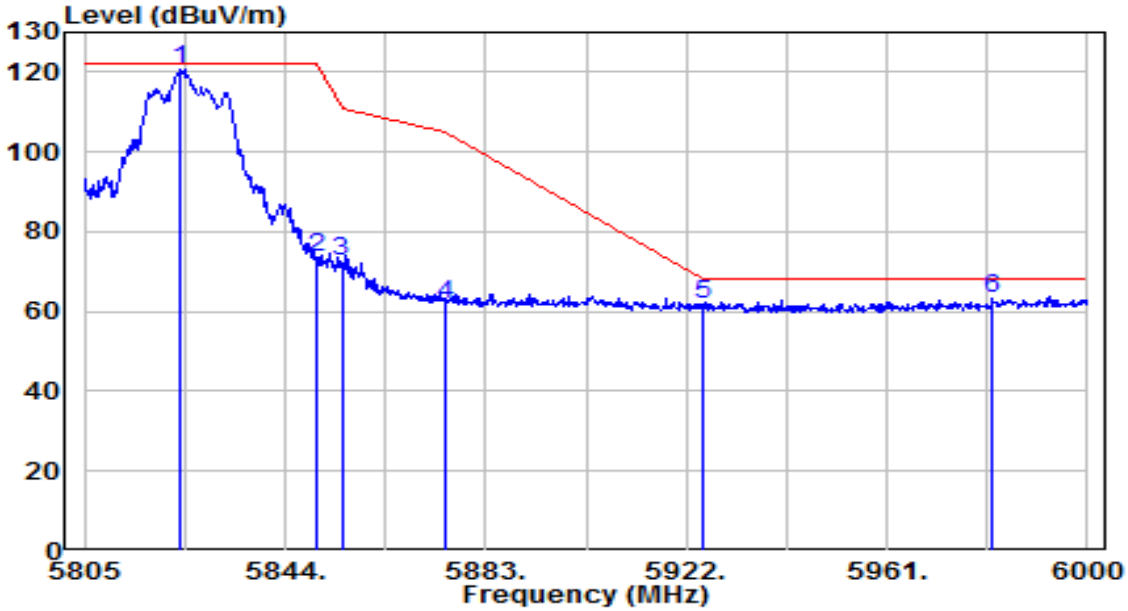

No		Frequency (MHz)	Reading (dBuV)	C.F (dB/m)	Measurement (dBuV/m)	Margin (dB)	Limit (dBuV/m)	Height (cm)	Angle (deg)	Remark (QP/PK/AV)
1		5823.720	114.90	5.86	120.76	N/A	N/A	100	160	Peak
2		5850.000	67.54	5.95	73.48	-48.72	122.20	100	160	Peak
3		5855.000	66.41	5.96	72.37	-38.43	110.80	100	160	Peak
4		5875.000	55.80	6.03	61.83	-43.37	105.20	100	160	Peak
5		5925.000	55.52	6.20	61.72	-6.48	68.20	100	160	Peak
6	*	5981.670	56.93	6.39	63.32	-4.88	68.20	100	160	Peak

Note:

1. " *", means this data is the worst emission level.
2. C.F (Correction Factor) = Antenna Factor (dB/m) + Cable Loss (dB) – Preamplifier(dB) + 20dB Attenuation.
3. Measurement (dBuV/m) = Reading(dBuV) + C.F (Correction Factor).
4. The emission levels of other frequencies are very lower than the limit and not show in test report.

EUT	AX3000 Wi-Fi 6 Portable Router	Date of Test	2024-08-29
Factor	BBHA 9120D	Temp. / Humidity	25°C /60%
Polarity	Horizontal	Site / Test Engineer	AC1 / Todd
Test Mode	802.11ac-20MHz_TX_Band1_CH 36_ANT 1+2+3	Test Voltage	AC 120V/60Hz

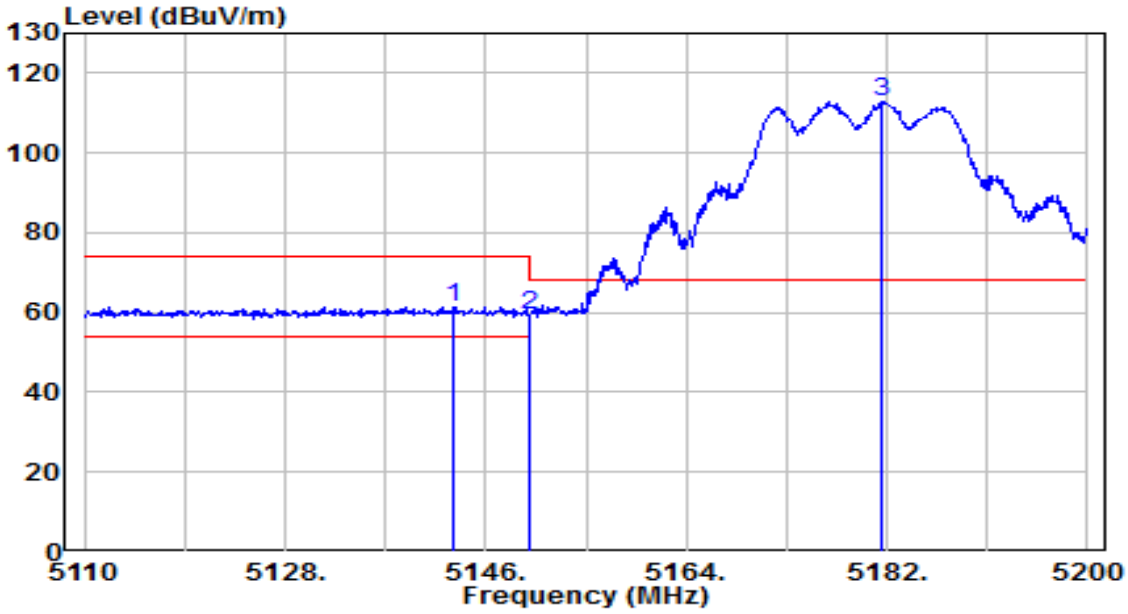

No		Frequency (MHz)	Reading (dBuV)	C.F (dB/m)	Measurement (dBuV/m)	Margin (dB)	Limit (dBuV/m)	Height (cm)	Angle (deg)	Remark (QP/PK/AV)
1	*	5143.030	57.28	4.26	61.55	-12.45	74.00	105	230	Peak
2		5150.000	55.26	4.27	59.54	-14.46	74.00	105	230	Peak
3		5181.640	108.68	4.32	113.00	N/A	N/A	105	230	Peak

Note:

1. " *", means this data is the worst emission level.
2. C.F (Correction Factor) = Antenna Factor (dB/m) + Cable Loss (dB) – Preamplifier(dB) + 20dB Attenuation.
3. Measurement (dBuV/m) = Reading(dBuV) + C.F (Correction Factor).
4. The emission levels of other frequencies are very lower than the limit and not show in test report.

EUT	AX3000 Wi-Fi 6 Portable Router	Date of Test	2024-08-29
Factor	BBHA 9120D	Temp. / Humidity	25°C /60%
Polarity	Horizontal	Site / Test Engineer	AC1 / Todd
Test Mode	802.11ac-20MHz_TX_Band1_CH 36_ANT 1+2+3	Test Voltage	AC 120V/60Hz

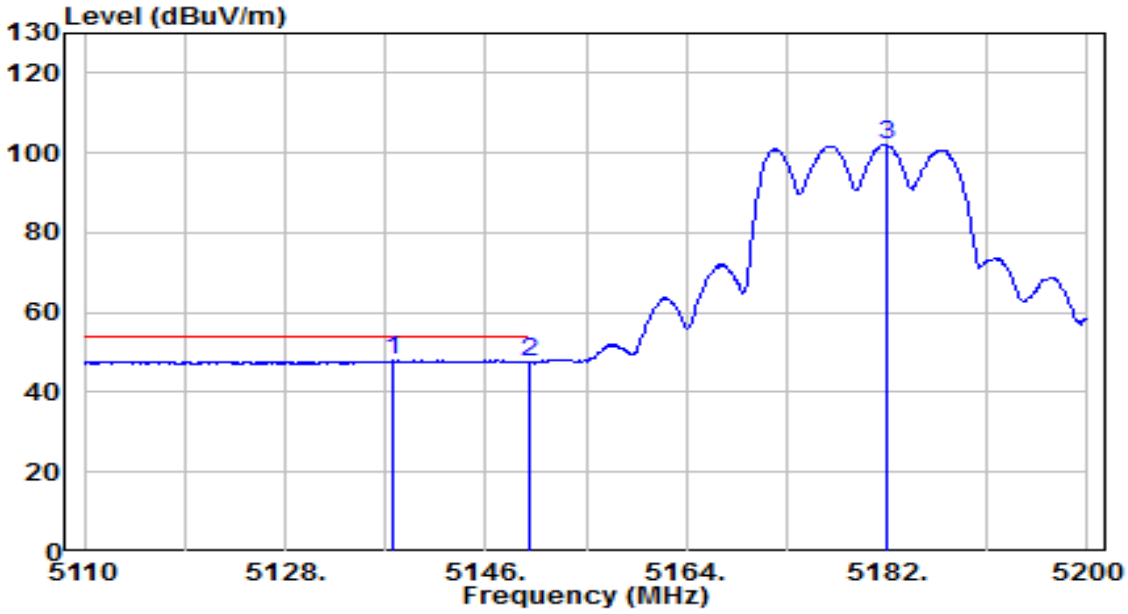

No		Frequency (MHz)	Reading (dBuV)	C.F (dB/m)	Measurement (dBuV/m)	Margin (dB)	Limit (dBuV/m)	Height (cm)	Angle (deg)	Remark (QP/PK/AV)
1	*	5137.720	43.83	4.26	48.08	-5.92	54.00	105	230	Average
2		5150.000	43.10	4.27	47.37	-6.63	54.00	105	230	Average
3		5181.910	97.74	4.32	102.06	N/A	N/A	105	230	Average

Note:

1. " *", means this data is the worst emission level.
2. C.F (Correction Factor) = Antenna Factor (dB/m) + Cable Loss (dB) – Preamplifier(dB) + 20dB Attenuation.
3. Measurement (dBuV/m) = Reading(dBuV) + C.F (Correction Factor).
4. The emission levels of other frequencies are very lower than the limit and not show in test report.

EUT	AX3000 Wi-Fi 6 Portable Router	Date of Test	2024-08-29
Factor	BBHA 9120D	Temp. / Humidity	25°C /60%
Polarity	Vertical	Site / Test Engineer	AC1 / Todd
Test Mode	802.11ac-20MHz_TX_Band1_CH 36_ANT 1+2+3	Test Voltage	AC 120V/60Hz

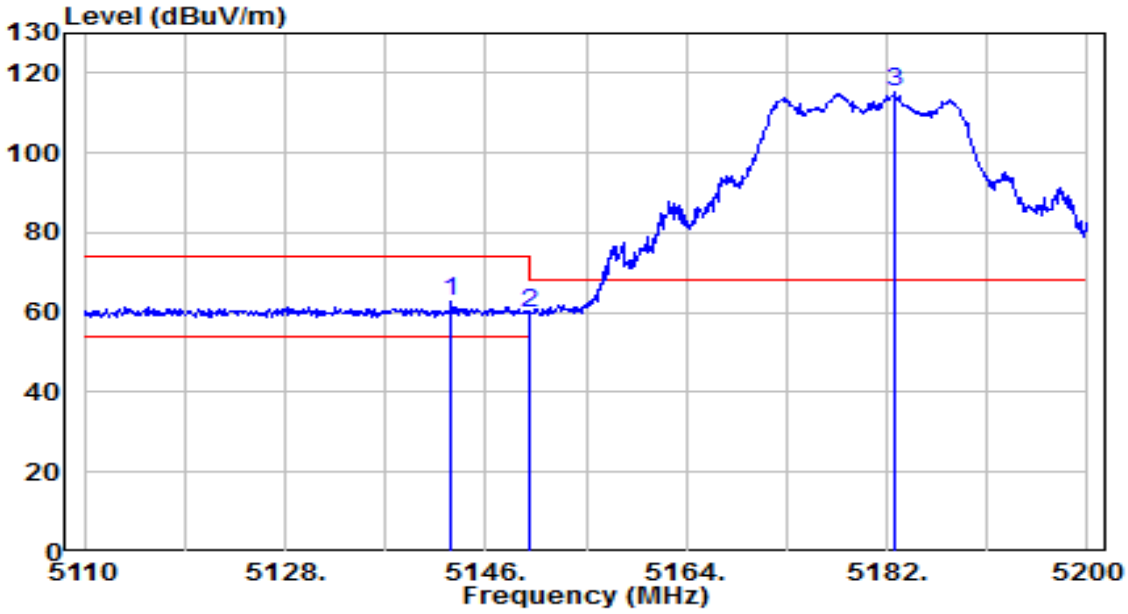

No		Frequency (MHz)	Reading (dBuV)	C.F (dB/m)	Measurement (dBuV/m)	Margin (dB)	Limit (dBuV/m)	Height (cm)	Angle (deg)	Remark (QP/PK/AV)
1	*	5142.940	58.60	4.26	62.87	-11.13	74.00	100	255	Peak
2		5150.000	55.80	4.27	60.08	-13.92	74.00	100	255	Peak
3		5182.720	111.02	4.32	115.33	N/A	N/A	100	255	Peak

Note:

1. " *", means this data is the worst emission level.
2. C.F (Correction Factor) = Antenna Factor (dB/m) + Cable Loss (dB) – Preamplifier(dB) + 20dB Attenuation.
3. Measurement (dBuV/m) = Reading(dBuV) + C.F (Correction Factor).
4. The emission levels of other frequencies are very lower than the limit and not show in test report.

EUT	AX3000 Wi-Fi 6 Portable Router	Date of Test	2024-08-29
Factor	BBHA 9120D	Temp. / Humidity	25°C /60%
Polarity	Vertical	Site / Test Engineer	AC1 / Todd
Test Mode	802.11ac-20MHz_TX_Band1_CH 36_ANT 1+2+3	Test Voltage	AC 120V/60Hz

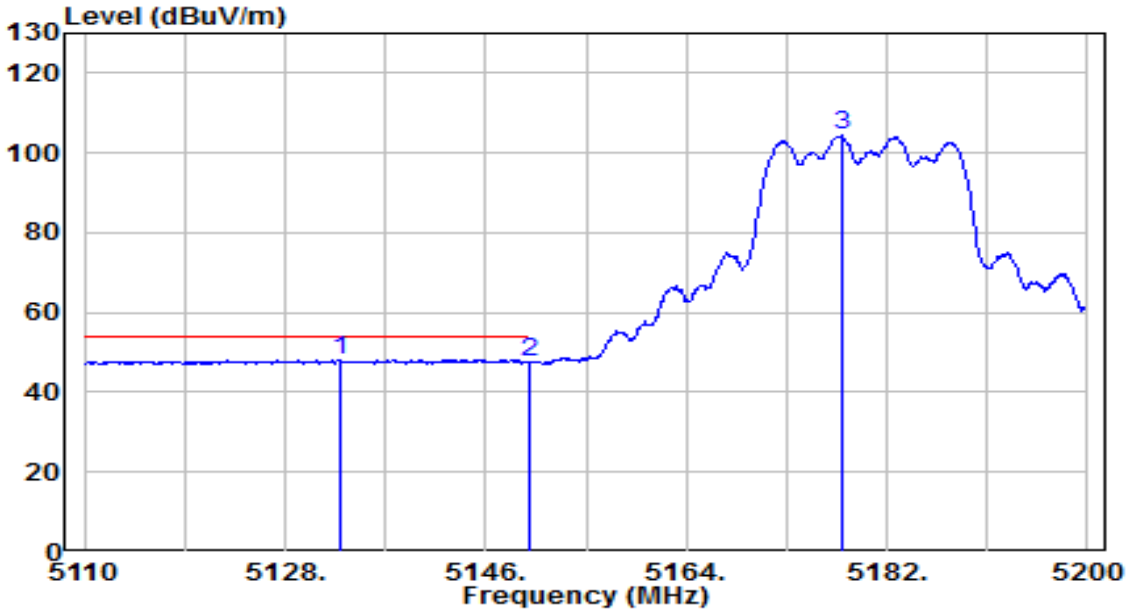

No		Frequency (MHz)	Reading (dBuV)	C.F (dB/m)	Measurement (dBuV/m)	Margin (dB)	Limit (dBuV/m)	Height (cm)	Angle (deg)	Remark (QP/PK/AV)
1	*	5132.950	43.98	4.25	48.23	-5.77	54.00	100	255	Average
2		5150.000	43.10	4.27	47.38	-6.62	54.00	100	255	Average
3		5177.950	100.03	4.31	104.35	N/A	N/A	100	255	Average

Note:

1. " *", means this data is the worst emission level.
2. C.F (Correction Factor) = Antenna Factor (dB/m) + Cable Loss (dB) – Preamplifier(dB) + 20dB Attenuation.
3. Measurement (dBuV/m) = Reading(dBuV) + C.F (Correction Factor).
4. The emission levels of other frequencies are very lower than the limit and not show in test report.

EUT	AX3000 Wi-Fi 6 Portable Router	Date of Test	2024-08-29
Factor	BBHA 9120D	Temp. / Humidity	25°C /60%
Polarity	Horizontal	Site / Test Engineer	AC1 / Todd
Test Mode	802.11ac-20MHz_TX_Band2_CH 64_ANT 1+2+3	Test Voltage	AC 120V/60Hz

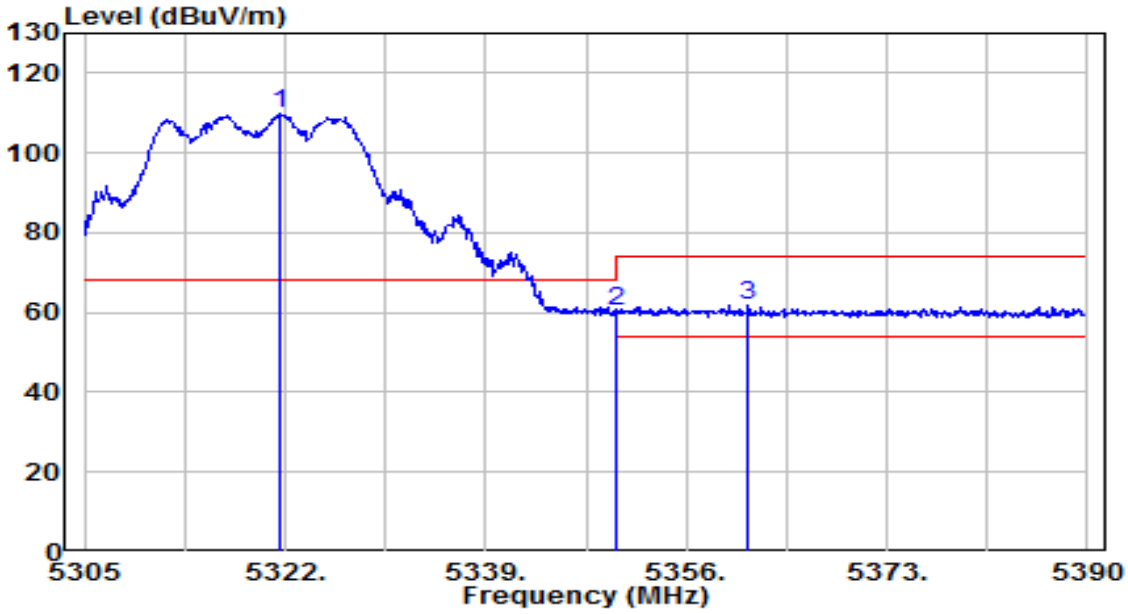

No		Frequency (MHz)	Reading (dBuV)	C.F (dB/m)	Measurement (dBuV/m)	Margin (dB)	Limit (dBuV/m)	Height (cm)	Angle (deg)	Remark (QP/PK/AV)
1		5321.660	105.61	4.52	110.13	N/A	N/A	245	100	Peak
2	*	5350.000	55.70	4.56	60.26	-7.94	68.20	245	100	Peak
3		5361.270	57.15	4.57	61.72	-12.28	74.00	245	100	Peak

Note:

1. " *", means this data is the worst emission level.
2. C.F (Correction Factor) = Antenna Factor (dB/m) + Cable Loss (dB) – Preamplifier(dB) + 20dB Attenuation.
3. Measurement (dBuV/m) = Reading(dBuV) + C.F (Correction Factor).
4. The emission levels of other frequencies are very lower than the limit and not show in test report.

EUT	AX3000 Wi-Fi 6 Portable Router	Date of Test	2024-08-29
Factor	BBHA 9120D	Temp. / Humidity	25°C /60%
Polarity	Horizontal	Site / Test Engineer	AC1 / Todd
Test Mode	802.11ac-20MHz_TX_Band2_CH 64_ANT 1+2+3	Test Voltage	AC 120V/60Hz

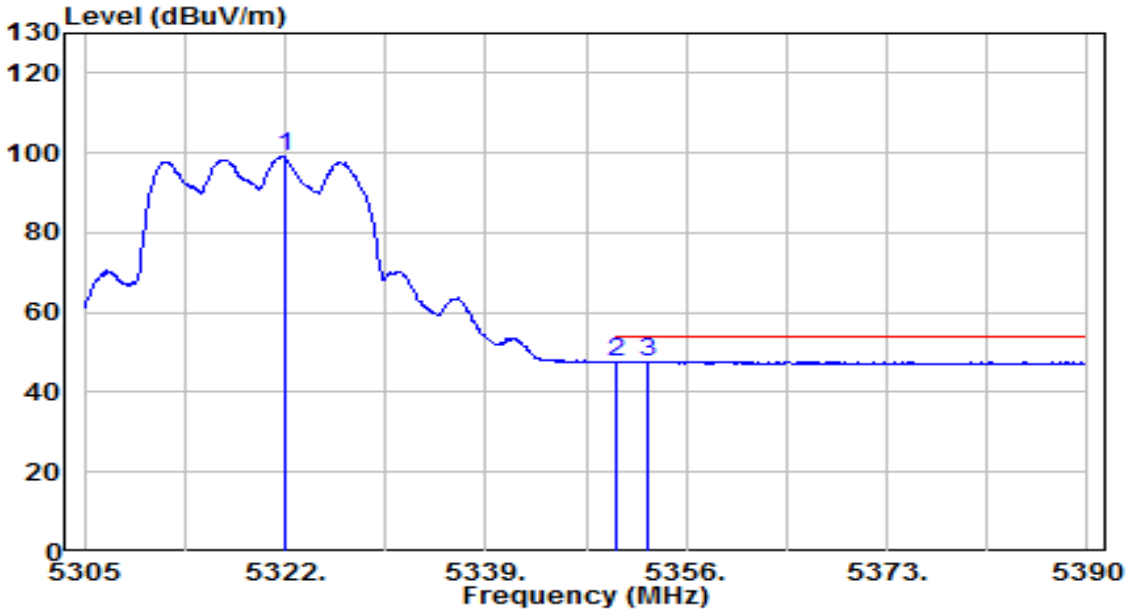

No		Frequency (MHz)	Reading (dBuV)	C.F (dB/m)	Measurement (dBuV/m)	Margin (dB)	Limit (dBuV/m)	Height (cm)	Angle (deg)	Remark (QP/PK/AV)
1		5321.915	94.52	4.52	99.03	N/A	N/A	245	100	Average
2		5350.000	43.09	4.56	47.65	-6.35	54.00	245	100	Average
3	*	5352.770	43.23	4.56	47.79	-6.21	54.00	245	100	Average

Note:

1. " *", means this data is the worst emission level.
2. C.F (Correction Factor) = Antenna Factor (dB/m) + Cable Loss (dB) – Preamplifier(dB) + 20dB Attenuation.
3. Measurement (dBuV/m) = Reading(dBuV) + C.F (Correction Factor).
4. The emission levels of other frequencies are very lower than the limit and not show in test report.

EUT	AX3000 Wi-Fi 6 Portable Router	Date of Test	2024-08-29
Factor	BBHA 9120D	Temp. / Humidity	25°C /60%
Polarity	Vertical	Site / Test Engineer	AC1 / Todd
Test Mode	802.11ac-20MHz_TX_Band2_CH 64_ANT 1+2+3	Test Voltage	AC 120V/60Hz

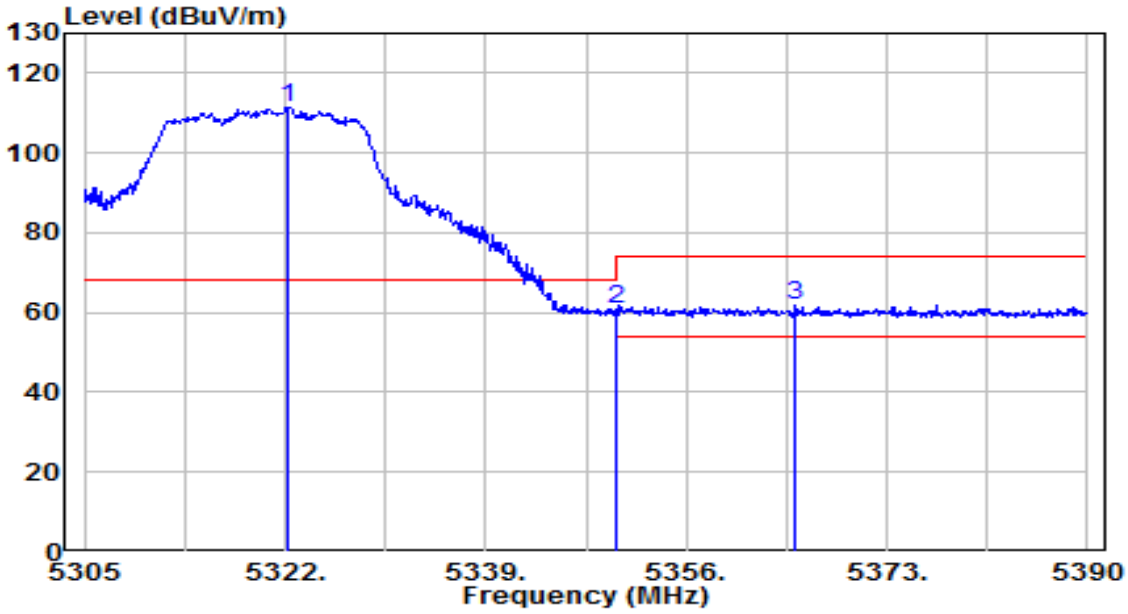

No		Frequency (MHz)	Reading (dBuV)	C.F (dB/m)	Measurement (dBuV/m)	Margin (dB)	Limit (dBuV/m)	Height (cm)	Angle (deg)	Remark (QP/PK/AV)
1		5322.255	107.09	4.52	111.60	N/A	N/A	125	255	Peak
2	*	5350.000	56.38	4.56	60.94	-7.26	68.20	125	255	Peak
3		5365.180	57.08	4.58	61.66	-12.34	74.00	125	255	Peak

Note:

1. " *", means this data is the worst emission level.
2. C.F (Correction Factor) = Antenna Factor (dB/m) + Cable Loss (dB) – Preamplifier(dB) + 20dB Attenuation.
3. Measurement (dBuV/m) = Reading(dBuV) + C.F (Correction Factor).
4. The emission levels of other frequencies are very lower than the limit and not show in test report.

EUT	AX3000 Wi-Fi 6 Portable Router	Date of Test	2024-08-29
Factor	BBHA 9120D	Temp. / Humidity	25°C /60%
Polarity	Vertical	Site / Test Engineer	AC1 / Todd
Test Mode	802.11ac-20MHz_TX_Band2_CH 64_ANT 1+2+3	Test Voltage	AC 120V/60Hz

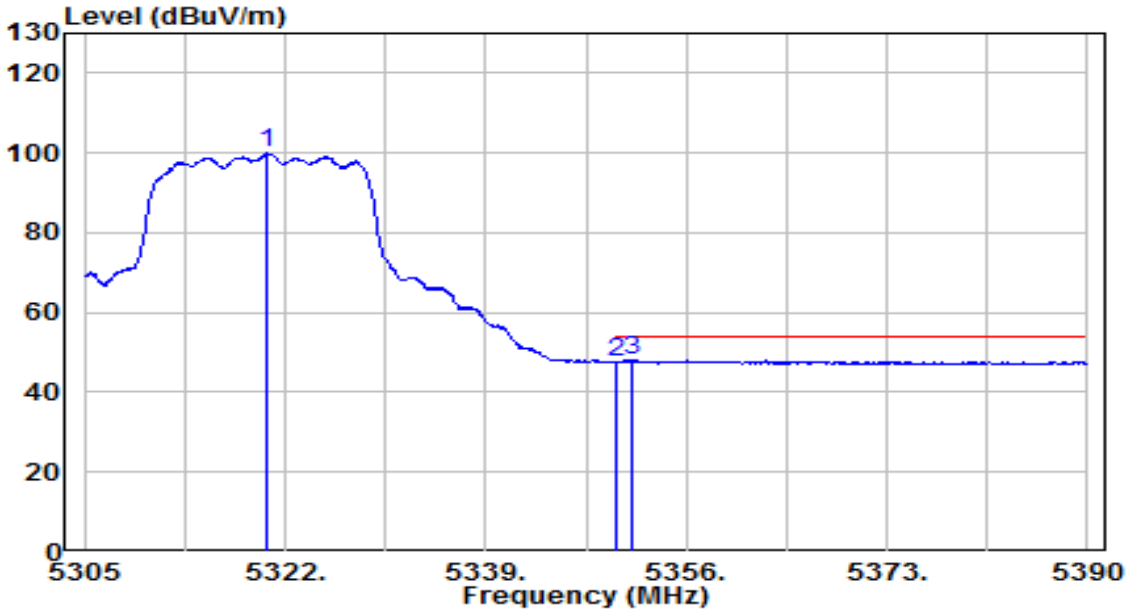

No		Frequency (MHz)	Reading (dBuV)	C.F (dB/m)	Measurement (dBuV/m)	Margin (dB)	Limit (dBuV/m)	Height (cm)	Angle (deg)	Remark (QP/PK/AV)
1		5320.470	95.41	4.52	99.92	N/A	N/A	125	255	Average
2		5350.000	43.00	4.56	47.56	-6.44	54.00	125	255	Average
3	*	5351.410	43.69	4.56	48.25	-5.75	54.00	125	255	Average

Note:

1. " *", means this data is the worst emission level.
2. C.F (Correction Factor) = Antenna Factor (dB/m) + Cable Loss (dB) – Preamplifier(dB) + 20dB Attenuation.
3. Measurement (dBuV/m) = Reading(dBuV) + C.F (Correction Factor).
4. The emission levels of other frequencies are very lower than the limit and not show in test report.

EUT	AX3000 Wi-Fi 6 Portable Router	Date of Test	2024-08-29
Factor	BBHA 9120D	Temp. / Humidity	23°C /59%
Polarity	Horizontal	Site / Test Engineer	AC1 / Todd
Test Mode	802.11ac-20MHz_TX_Band3_CH 100_ANT 1+2+3	Test Voltage	AC 120V/60Hz

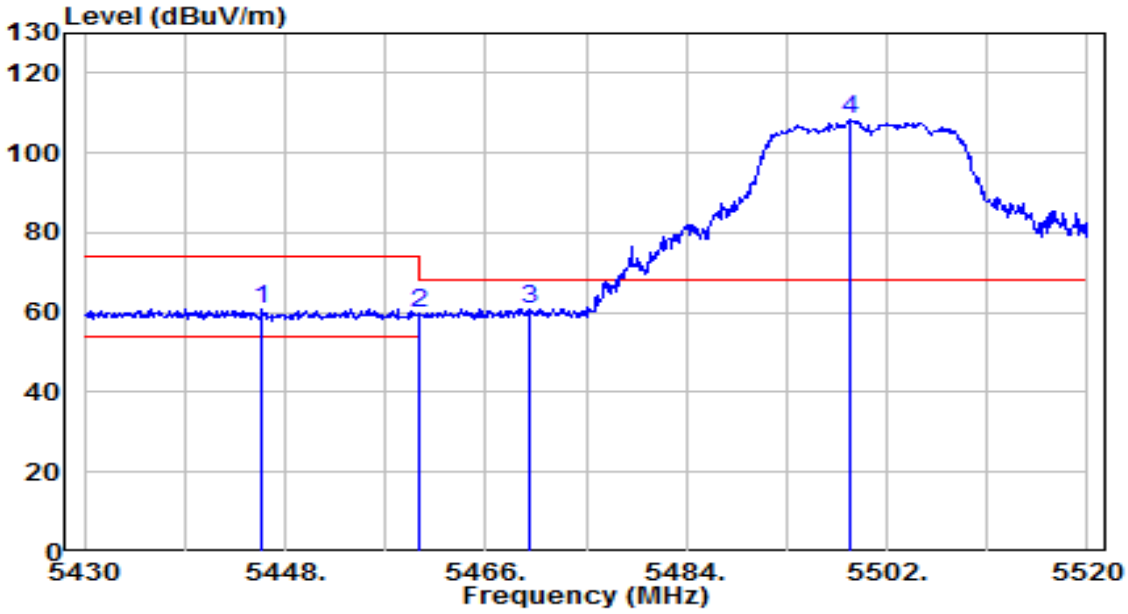

No		Frequency (MHz)	Reading (dBuV)	C.F (dB/m)	Measurement (dBuV/m)	Margin (dB)	Limit (dBuV/m)	Height (cm)	Angle (deg)	Remark (QP/PK/AV)
1		5445.930	56.14	4.69	60.83	-13.17	74.00	130	95	Peak
2		5460.000	55.18	4.71	59.89	-8.31	68.20	130	95	Peak
3	*	5470.000	56.00	4.73	60.73	-7.47	68.20	130	95	Peak
4		5498.670	103.59	4.77	108.35	N/A	N/A	130	95	Peak

Note:

1. " *", means this data is the worst emission level.
2. C.F (Correction Factor) = Antenna Factor (dB/m) + Cable Loss (dB) – Preamplifier(dB) + 20dB Attenuation.
3. Measurement (dBuV/m) = Reading(dBuV) + C.F (Correction Factor).
4. The emission levels of other frequencies are very lower than the limit and not show in test report.

EUT	AX3000 Wi-Fi 6 Portable Router	Date of Test	2024-08-29
Factor	BBHA 9120D	Temp. / Humidity	23°C /59%
Polarity	Horizontal	Site / Test Engineer	AC1 / Todd
Test Mode	802.11ac-20MHz_TX_Band3_CH 100_ANT 1+2+3	Test Voltage	AC 120V/60Hz

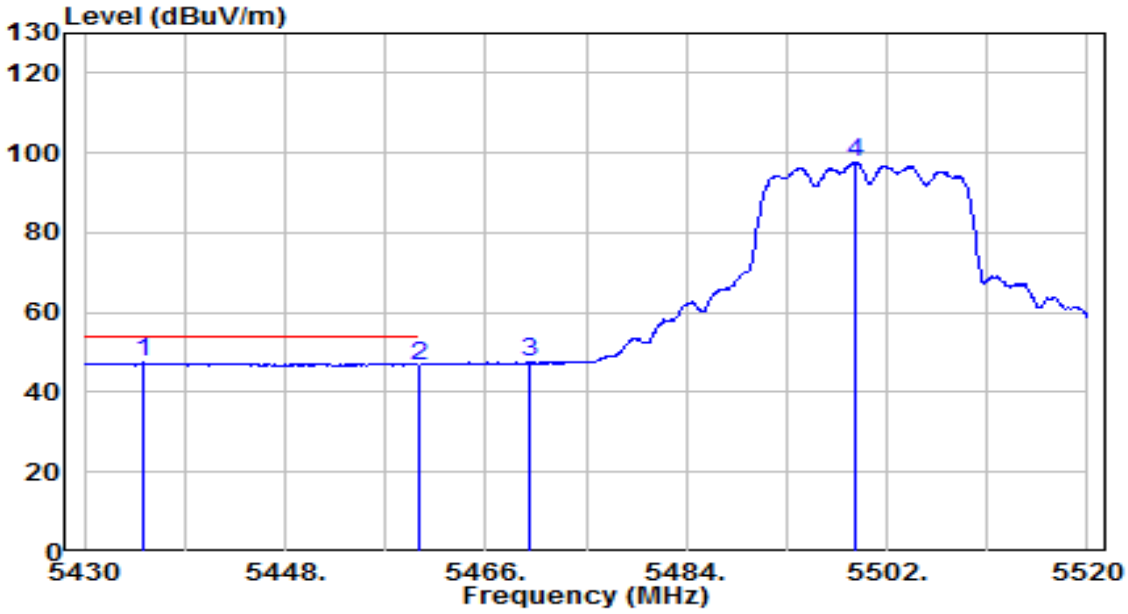

No		Frequency (MHz)	Reading (dBuV)	C.F (dB/m)	Measurement (dBuV/m)	Margin (dB)	Limit (dBuV/m)	Height (cm)	Angle (deg)	Remark (QP/PK/AV)
1	*	5435.220	42.76	4.68	47.44	-6.56	54.00	130	95	Average
2		5460.000	42.07	4.71	46.79	-7.21	54.00	130	95	Average
3		5470.000	42.79	4.73	47.51	N/A	N/A	130	95	Average
4		5499.120	93.05	4.77	97.82	N/A	N/A	130	95	Average

Note:

1. " *", means this data is the worst emission level.
2. C.F (Correction Factor) = Antenna Factor (dB/m) + Cable Loss (dB) – Preamplifier(dB) + 20dB Attenuation.
3. Measurement (dBuV/m) = Reading(dBuV) + C.F (Correction Factor).
4. The emission levels of other frequencies are very lower than the limit and not show in test report.

EUT	AX3000 Wi-Fi 6 Portable Router	Date of Test	2024-08-29
Factor	BBHA 9120D	Temp. / Humidity	23°C /59%
Polarity	Vertical	Site / Test Engineer	AC1 / Todd
Test Mode	802.11ac-20MHz_TX_Band3_CH 100_ANT 1+2+3	Test Voltage	AC 120V/60Hz

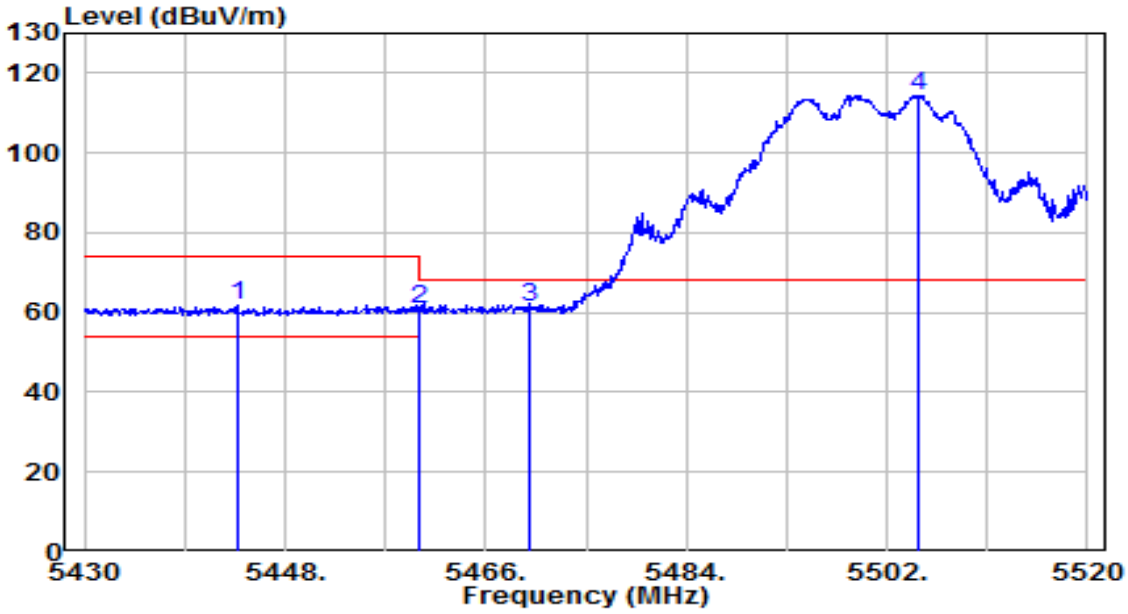

No		Frequency (MHz)	Reading (dBuV)	C.F (dB/m)	Measurement (dBuV/m)	Margin (dB)	Limit (dBuV/m)	Height (cm)	Angle (deg)	Remark (QP/PK/AV)
1		5443.770	57.06	4.69	61.75	-12.25	74.00	100	155	Peak
2		5460.000	56.11	4.71	60.82	-7.38	68.20	100	155	Peak
3	*	5470.000	56.49	4.73	61.21	-6.99	68.20	100	155	Peak
4		5504.880	109.60	4.79	114.39	N/A	N/A	100	155	Peak

Note:

1. " *", means this data is the worst emission level.
2. C.F (Correction Factor) = Antenna Factor (dB/m) + Cable Loss (dB) – Preamplifier(dB) + 20dB Attenuation.
3. Measurement (dBuV/m) = Reading(dBuV) + C.F (Correction Factor).
4. The emission levels of other frequencies are very lower than the limit and not show in test report.

EUT	AX3000 Wi-Fi 6 Portable Router	Date of Test	2024-08-29
Factor	BBHA 9120D	Temp. / Humidity	23°C /59%
Polarity	Vertical	Site / Test Engineer	AC1 / Todd
Test Mode	802.11ac-20MHz_TX_Band3_CH 100_ANT 1+2+3	Test Voltage	AC 120V/60Hz

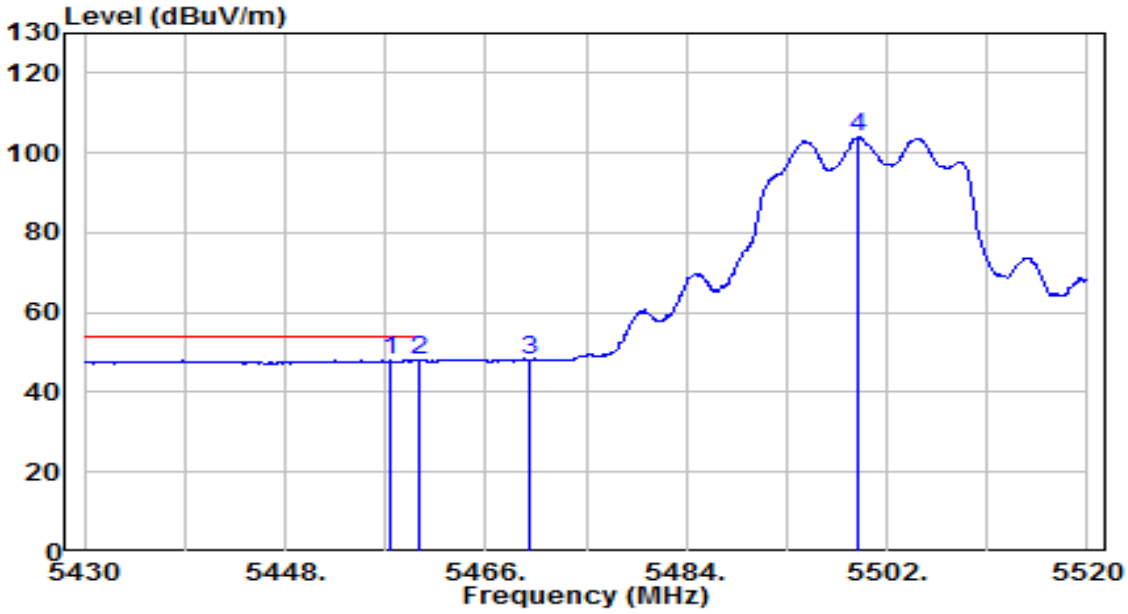

No		Frequency (MHz)	Reading (dBuV)	C.F (dB/m)	Measurement (dBuV/m)	Margin (dB)	Limit (dBuV/m)	Height (cm)	Angle (deg)	Remark (QP/PK/AV)
1		5457.450	43.22	4.71	47.93	-6.07	54.00	100	155	Average
2	*	5460.000	43.33	4.71	48.04	-5.96	54.00	100	155	Average
3		5470.000	43.45	4.73	48.18	N/A	N/A	100	155	Average
4		5499.390	99.13	4.77	103.90	N/A	N/A	100	155	Average

Note:

1. " *", means this data is the worst emission level.
2. C.F (Correction Factor) = Antenna Factor (dB/m) + Cable Loss (dB) – Preamplifier(dB) + 20dB Attenuation.
3. Measurement (dBuV/m) = Reading(dBuV) + C.F (Correction Factor).
4. The emission levels of other frequencies are very lower than the limit and not show in test report.

EUT	AX3000 Wi-Fi 6 Portable Router	Date of Test	2024-08-29
Factor	BBHA 9120D	Temp. / Humidity	23°C /59%
Polarity	Horizontal	Site / Test Engineer	AC1 / Todd
Test Mode	802.11ac-20MHz_TX_Band3_CH 140_ANT 1+2+3	Test Voltage	AC 120V/60Hz

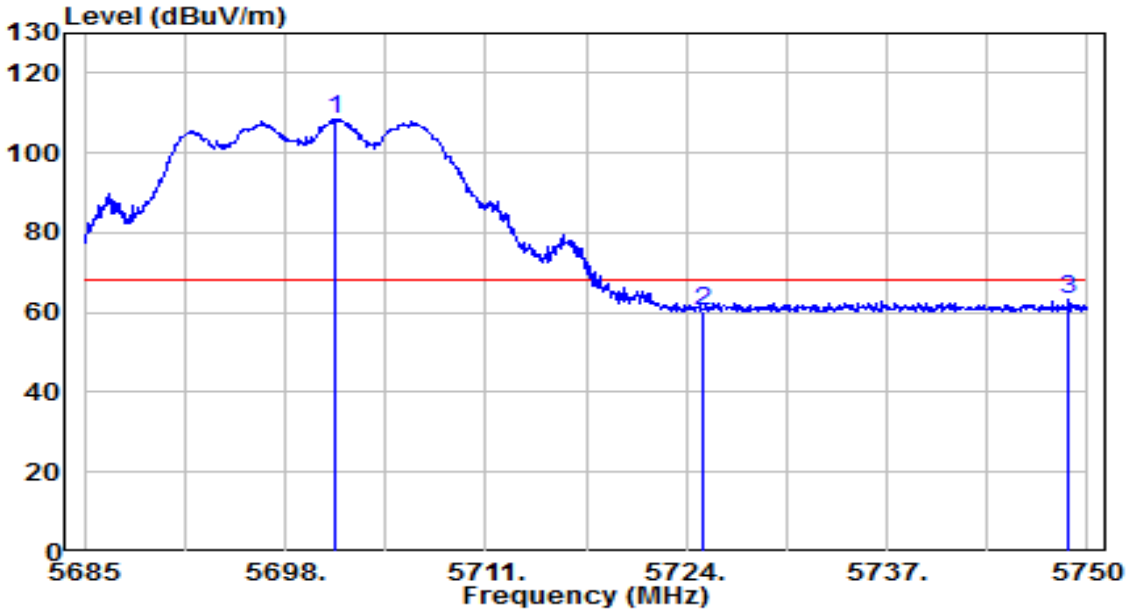

No		Frequency (MHz)	Reading (dBuV)	C.F (dB/m)	Measurement (dBuV/m)	Margin (dB)	Limit (dBuV/m)	Height (cm)	Angle (deg)	Remark (QP/PK/AV)
1		5701.185	102.99	5.45	108.43	N/A	N/A	105	95	Peak
2		5725.000	54.74	5.53	60.27	-7.93	68.20	105	95	Peak
3	*	5748.830	57.59	5.61	63.19	-5.01	68.20	105	95	Peak

Note:

1. " *", means this data is the worst emission level.
2. C.F (Correction Factor) = Antenna Factor (dB/m) + Cable Loss (dB) – Preamplifier(dB) + 20dB Attenuation.
3. Measurement (dBuV/m) = Reading(dBuV) + C.F (Correction Factor).
4. The emission levels of other frequencies are very lower than the limit and not show in test report.

EUT	AX3000 Wi-Fi 6 Portable Router	Date of Test	2024-08-29
Factor	BBHA 9120D	Temp. / Humidity	23°C /59%
Polarity	Vertical	Site / Test Engineer	AC1 / Todd
Test Mode	802.11ac-20MHz_TX_Band3_CH 140_ANT 1+2+3	Test Voltage	AC 120V/60Hz

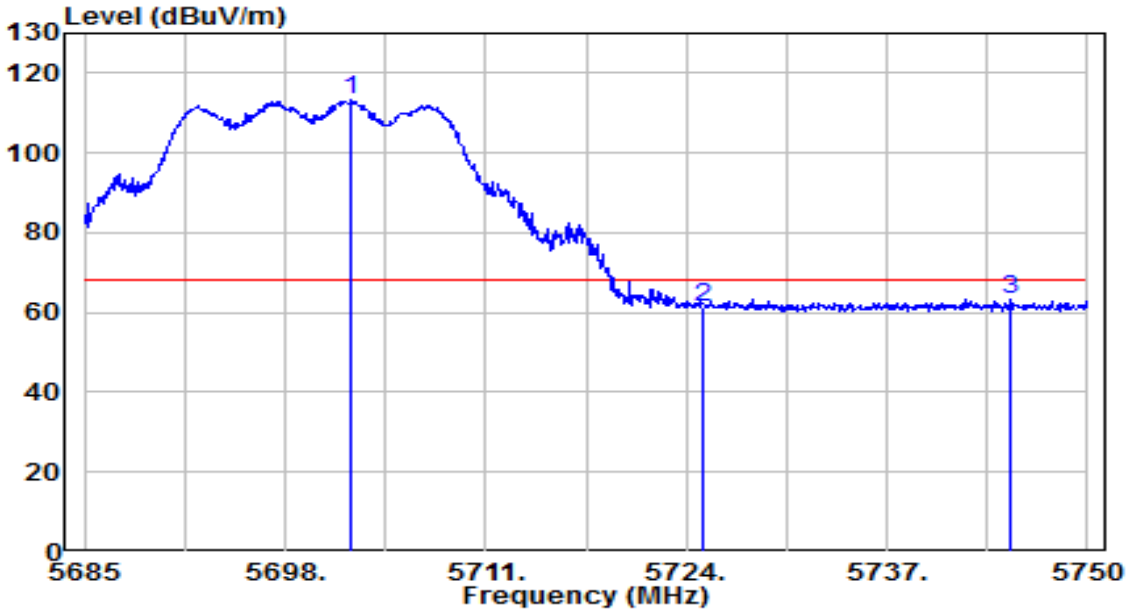

No		Frequency (MHz)	Reading (dBuV)	C.F (dB/m)	Measurement (dBuV/m)	Margin (dB)	Limit (dBuV/m)	Height (cm)	Angle (deg)	Remark (QP/PK/AV)
1		5702.290	108.02	5.45	113.47	N/A	N/A	105	235	Peak
2		5725.000	55.65	5.53	61.18	-7.02	68.20	105	235	Peak
3	*	5745.060	57.76	5.59	63.36	-4.84	68.20	105	235	Peak

Note:

1. " *", means this data is the worst emission level.
2. C.F (Correction Factor) = Antenna Factor (dB/m) + Cable Loss (dB) – Preamplifier(dB) + 20dB Attenuation.
3. Measurement (dBuV/m) = Reading(dBuV) + C.F (Correction Factor).
4. The emission levels of other frequencies are very lower than the limit and not show in test report.

EUT	AX3000 Wi-Fi 6 Portable Router	Date of Test	2024-08-29
Factor	BBHA 9120D	Temp. / Humidity	26°C /63%
Polarity	Horizontal	Site / Test Engineer	AC1 / Todd
Test Mode	802.11ac-20MHz_TX_Band4_CH 149_ANT 1+2+3	Test Voltage	AC 120V/60Hz

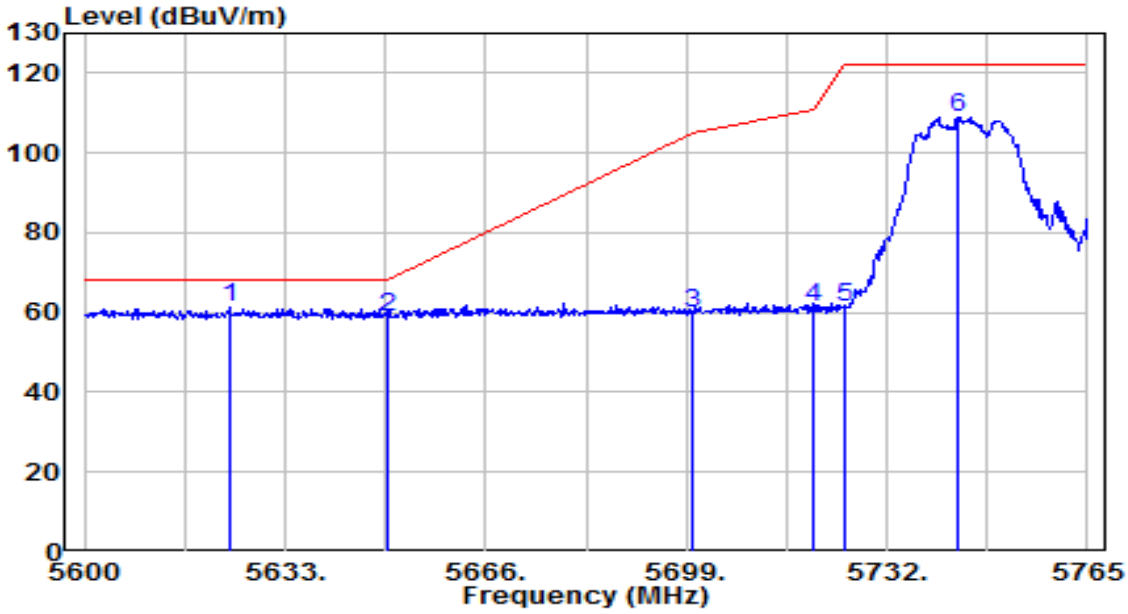

No		Frequency (MHz)	Reading (dBuV)	C.F (dB/m)	Measurement (dBuV/m)	Margin (dB)	Limit (dBuV/m)	Height (cm)	Angle (deg)	Remark (QP/PK/AV)
1	*	5623.925	55.92	5.19	61.11	-7.09	68.20	230	110	Peak
2		5650.000	53.54	5.27	58.81	-9.39	68.20	230	110	Peak
3		5700.000	54.30	5.44	59.74	-45.46	105.20	230	110	Peak
4		5720.000	55.58	5.51	61.09	-49.71	110.80	230	110	Peak
5		5725.000	56.03	5.53	61.55	-60.65	122.20	230	110	Peak
6		5743.715	103.41	5.59	109.00	N/A	N/A	230	110	Peak

Note:

1. " *", means this data is the worst emission level.
2. C.F (Correction Factor) = Antenna Factor (dB/m) + Cable Loss (dB) – Preamplifier(dB) + 20dB Attenuation.
3. Measurement (dBuV/m) = Reading(dBuV) + C.F (Correction Factor).
4. The emission levels of other frequencies are very lower than the limit and not show in test report.

EUT	AX3000 Wi-Fi 6 Portable Router	Date of Test	2024-08-29
Factor	BBHA 9120D	Temp. / Humidity	26°C /63%
Polarity	Vertical	Site / Test Engineer	AC1 / Todd
Test Mode	802.11ac-20MHz_TX_Band4_CH 149_ANT 1+2+3	Test Voltage	AC 120V/60Hz

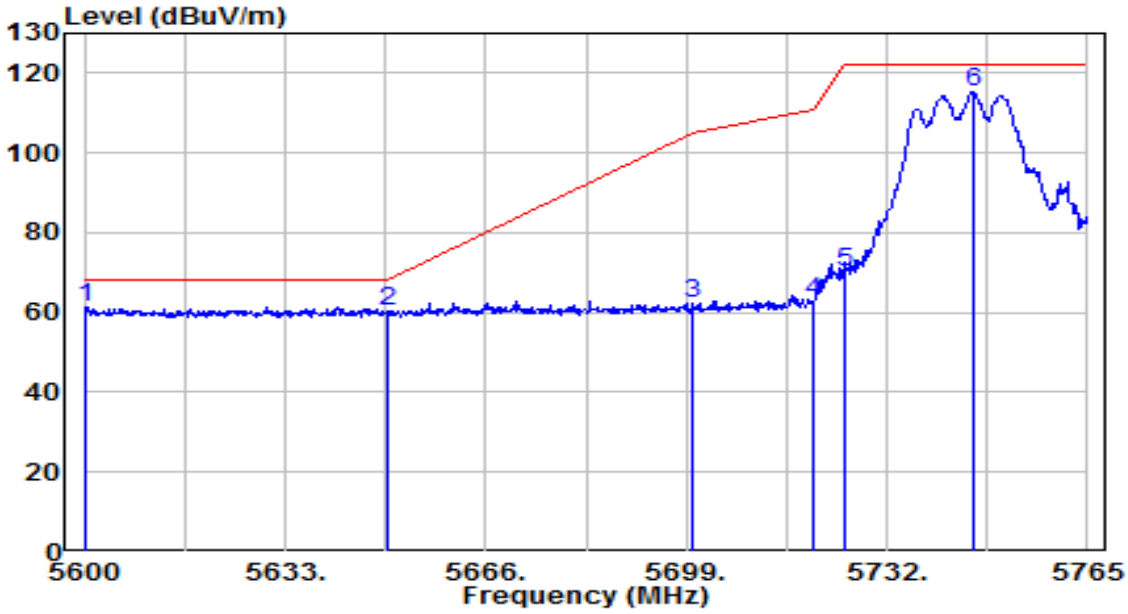

No		Frequency (MHz)	Reading (dBuV)	C.F (dB/m)	Measurement (dBuV/m)	Margin (dB)	Limit (dBuV/m)	Height (cm)	Angle (deg)	Remark (QP/PK/AV)
1	*	5600.165	56.24	5.11	61.35	-6.85	68.20	145	235	Peak
2		5650.000	54.82	5.27	60.09	-8.11	68.20	145	235	Peak
3		5700.000	56.68	5.44	62.12	-43.08	105.20	145	235	Peak
4		5720.000	57.39	5.51	62.90	-47.90	110.80	145	235	Peak
5		5725.000	64.83	5.53	70.36	-51.84	122.20	145	235	Peak
6		5746.190	109.91	5.60	115.51	N/A	N/A	145	235	Peak

Note:

1. " *", means this data is the worst emission level.
2. C.F (Correction Factor) = Antenna Factor (dB/m) + Cable Loss (dB) – Preamplifier(dB) + 20dB Attenuation.
3. Measurement (dBuV/m) = Reading(dBuV) + C.F (Correction Factor).
4. The emission levels of other frequencies are very lower than the limit and not show in test report.

EUT	AX3000 Wi-Fi 6 Portable Router	Date of Test	2024-08-29
Factor	BBHA 9120D	Temp. / Humidity	25°C /60%
Polarity	Horizontal	Site / Test Engineer	AC1 / Todd
Test Mode	802.11ac-20MHz_TX_Band4_CH 165_ANT 1+2+3	Test Voltage	AC 120V/60Hz

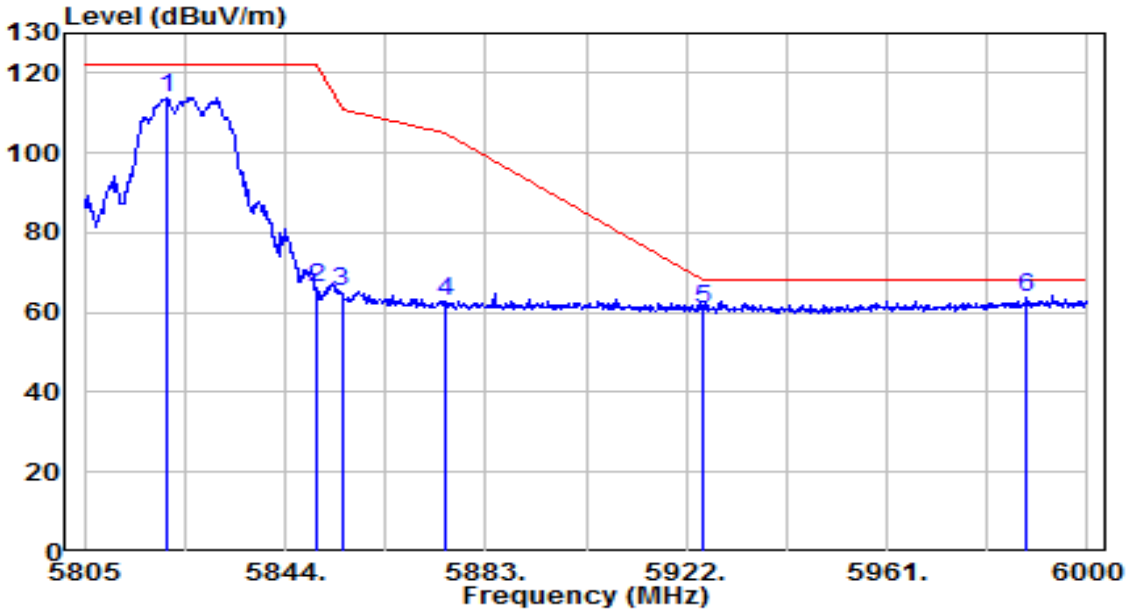

No		Frequency (MHz)	Reading (dBuV)	C.F (dB/m)	Measurement (dBuV/m)	Margin (dB)	Limit (dBuV/m)	Height (cm)	Angle (deg)	Remark (QP/PK/AV)
1		5820.990	108.09	5.85	113.94	N/A	N/A	140	100	Peak
2		5850.000	60.27	5.95	66.21	-55.99	122.20	140	100	Peak
3		5855.000	59.11	5.96	65.07	-45.73	110.80	140	100	Peak
4		5875.000	56.55	6.03	62.58	-42.62	105.20	140	100	Peak
5		5925.000	54.57	6.20	60.77	-7.43	68.20	140	100	Peak
6	*	5988.105	57.28	6.41	63.69	-4.51	68.20	140	100	Peak

Note:

1. " *", means this data is the worst emission level.
2. C.F (Correction Factor) = Antenna Factor (dB/m) + Cable Loss (dB) – Preamplifier(dB) + 20dB Attenuation.
3. Measurement (dBuV/m) = Reading(dBuV) + C.F (Correction Factor).
4. The emission levels of other frequencies are very lower than the limit and not show in test report.

EUT	AX3000 Wi-Fi 6 Portable Router	Date of Test	2024-08-29
Factor	BBHA 9120D	Temp. / Humidity	25°C /60%
Polarity	Vertical	Site / Test Engineer	AC1 / Todd
Test Mode	802.11ac-20MHz_TX_Band4_CH 165_ANT 1+2+3	Test Voltage	AC 120V/60Hz

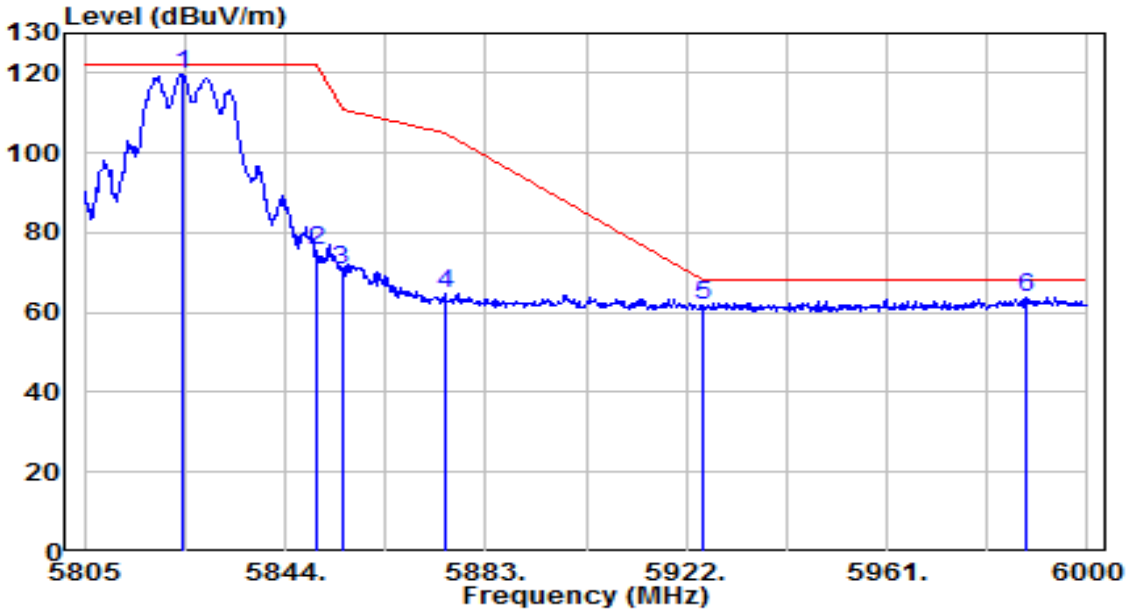

No		Frequency (MHz)	Reading (dBuV)	C.F (dB/m)	Measurement (dBuV/m)	Margin (dB)	Limit (dBuV/m)	Height (cm)	Angle (deg)	Remark (QP/PK/AV)
1		5824.110	114.06	5.86	119.91	N/A	N/A	120	145	Peak
2		5850.000	69.69	5.95	75.64	-46.56	122.20	120	145	Peak
3		5855.000	64.64	5.96	70.60	-40.20	110.80	120	145	Peak
4		5875.000	58.53	6.03	64.56	-40.64	105.20	120	145	Peak
5		5925.000	55.69	6.20	61.89	-6.31	68.20	120	145	Peak
6	*	5987.910	57.41	6.41	63.82	-4.38	68.20	120	145	Peak

Note:

1. " *", means this data is the worst emission level.
2. C.F (Correction Factor) = Antenna Factor (dB/m) + Cable Loss (dB) – Preamplifier(dB) + 20dB Attenuation.
3. Measurement (dBuV/m) = Reading(dBuV) + C.F (Correction Factor).
4. The emission levels of other frequencies are very lower than the limit and not show in test report.

EUT	AX3000 Wi-Fi 6 Portable Router	Date of Test	2024-08-29
Factor	BBHA 9120D	Temp. / Humidity	25°C /60%
Polarity	Horizontal	Site / Test Engineer	AC1 / Todd
Test Mode	802.11ac-40MHz_TX_Band1_CH 38_ANT 1+2+3	Test Voltage	AC 120V/60Hz

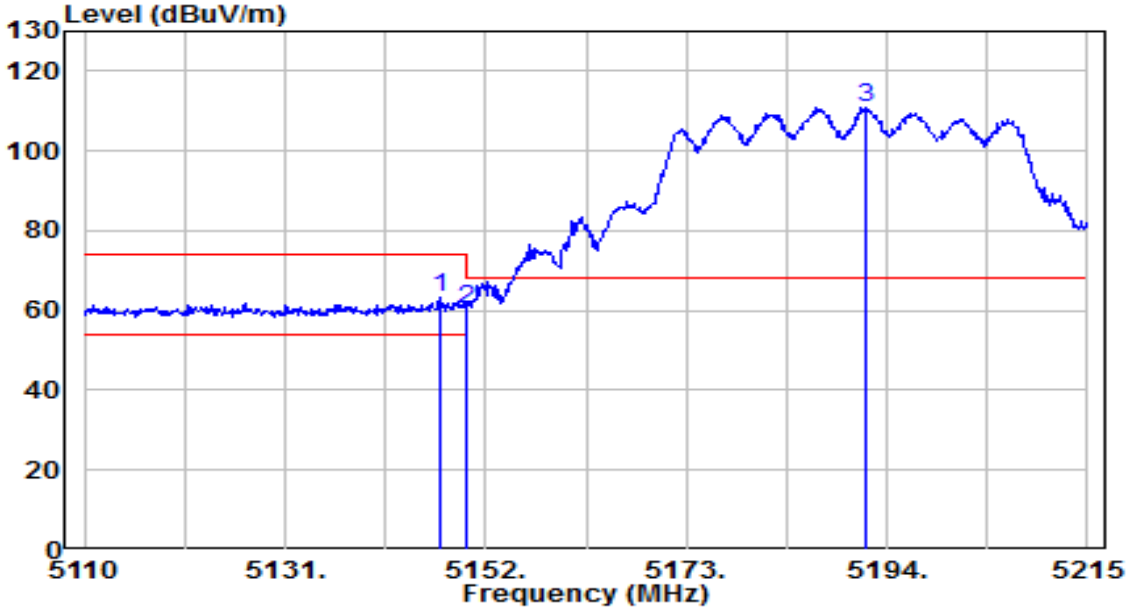

No		Frequency (MHz)	Reading (dBuV)	C.F (dB/m)	Measurement (dBuV/m)	Margin (dB)	Limit (dBuV/m)	Height (cm)	Angle (deg)	Remark (QP/PK/AV)
1	*	5147.170	58.85	4.27	63.12	-10.88	74.00	105	230	Peak
2		5150.000	56.07	4.27	60.34	-13.66	74.00	105	230	Peak
3		5191.795	106.50	4.33	110.84	N/A	N/A	105	230	Peak

Note:

1. " *", means this data is the worst emission level.
2. C.F (Correction Factor) = Antenna Factor (dB/m) + Cable Loss (dB) – Preamplifier(dB) + 20dB Attenuation.
3. Measurement (dBuV/m) = Reading(dBuV) + C.F (Correction Factor).
4. The emission levels of other frequencies are very lower than the limit and not show in test report.

EUT	AX3000 Wi-Fi 6 Portable Router	Date of Test	2024-08-29
Factor	BBHA 9120D	Temp. / Humidity	25°C /60%
Polarity	Horizontal	Site / Test Engineer	AC1 / Todd
Test Mode	802.11ac-40MHz_TX_Band1_CH 38_ANT 1+2+3	Test Voltage	AC 120V/60Hz

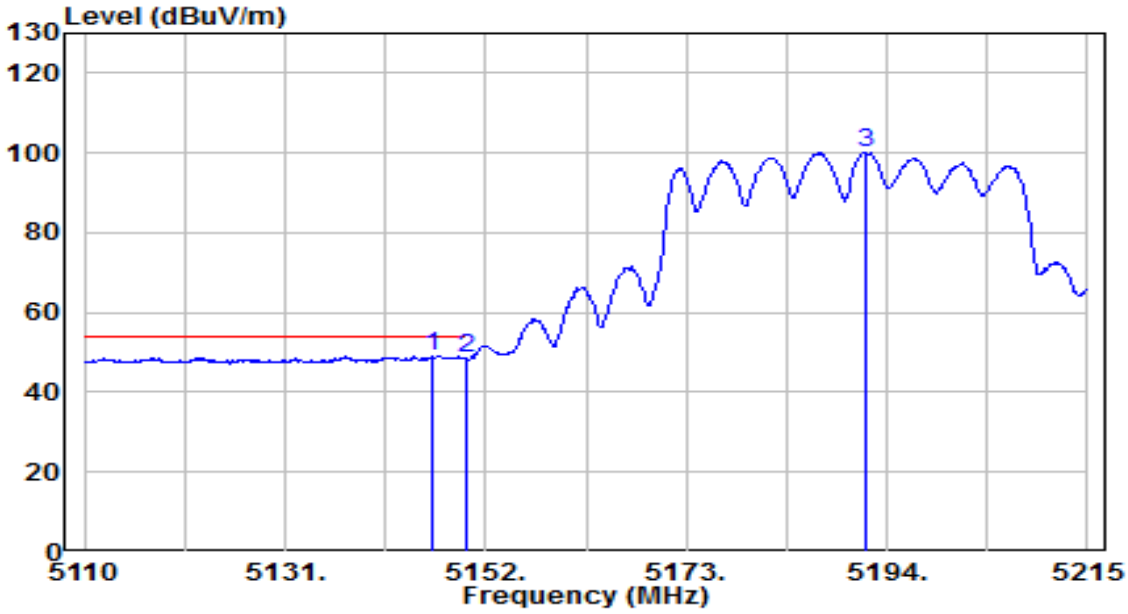

No		Frequency (MHz)	Reading (dBuV)	C.F (dB/m)	Measurement (dBuV/m)	Margin (dB)	Limit (dBuV/m)	Height (cm)	Angle (deg)	Remark (QP/PK/AV)
1	*	5146.540	44.65	4.27	48.92	-5.08	54.00	105	230	Average
2		5150.000	44.27	4.27	48.54	-5.46	54.00	105	230	Average
3		5191.900	95.83	4.33	100.16	N/A	N/A	105	230	Average

Note:

1. " *", means this data is the worst emission level.
2. C.F (Correction Factor) = Antenna Factor (dB/m) + Cable Loss (dB) – Preamplifier(dB) + 20dB Attenuation.
3. Measurement (dBuV/m) = Reading(dBuV) + C.F (Correction Factor).
4. The emission levels of other frequencies are very lower than the limit and not show in test report.

EUT	AX3000 Wi-Fi 6 Portable Router	Date of Test	2024-08-29
Factor	BBHA 9120D	Temp. / Humidity	25°C /60%
Polarity	Vertical	Site / Test Engineer	AC1 / Todd
Test Mode	802.11ac-40MHz_TX_Band1_CH 38_ANT 1+2+3	Test Voltage	AC 120V/60Hz

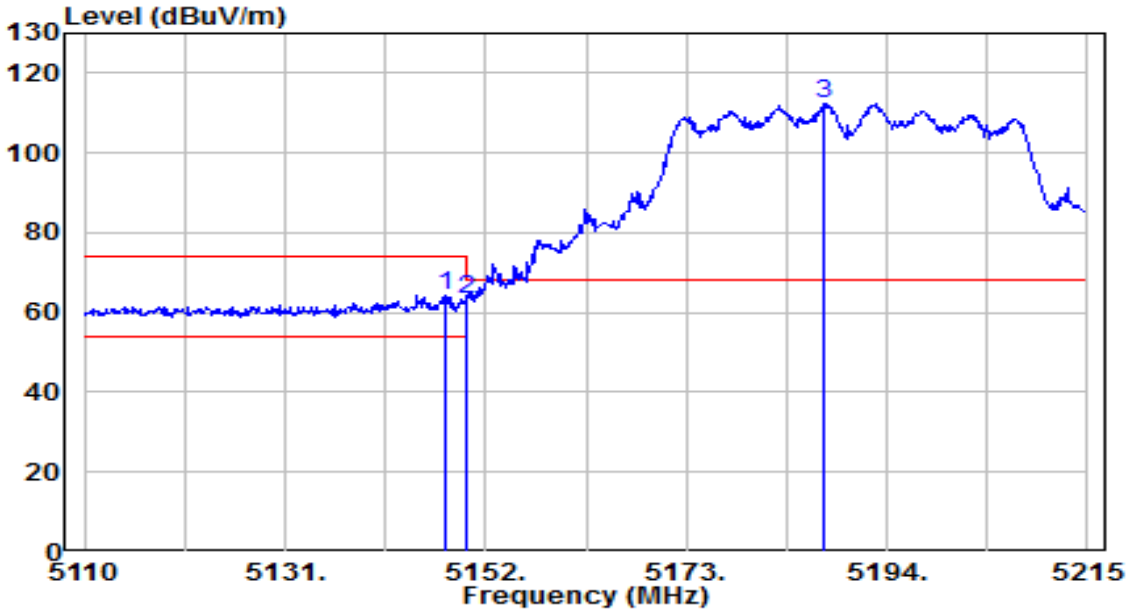

No		Frequency (MHz)	Reading (dBuV)	C.F (dB/m)	Measurement (dBuV/m)	Margin (dB)	Limit (dBuV/m)	Height (cm)	Angle (deg)	Remark (QP/PK/AV)
1	*	5147.800	60.12	4.27	64.39	-9.61	74.00	100	255	Peak
2		5150.000	59.05	4.27	63.32	-10.68	74.00	100	255	Peak
3		5187.280	108.04	4.33	112.36	N/A	N/A	100	255	Peak

Note:

1. " *", means this data is the worst emission level.
2. C.F (Correction Factor) = Antenna Factor (dB/m) + Cable Loss (dB) – Preamplifier(dB) + 20dB Attenuation.
3. Measurement (dBuV/m) = Reading(dBuV) + C.F (Correction Factor).
4. The emission levels of other frequencies are very lower than the limit and not show in test report.

EUT	AX3000 Wi-Fi 6 Portable Router	Date of Test	2024-08-29
Factor	BBHA 9120D	Temp. / Humidity	25°C /60%
Polarity	Vertical	Site / Test Engineer	AC1 / Todd
Test Mode	802.11ac-40MHz_TX_Band1_CH 38_ANT 1+2+3	Test Voltage	AC 120V/60Hz

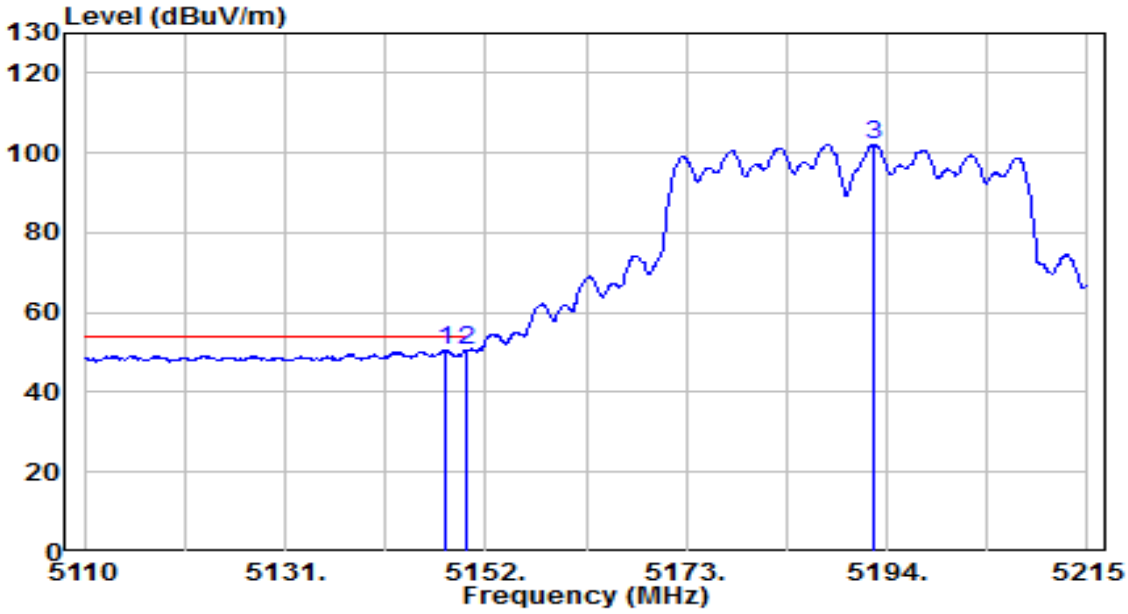

No		Frequency (MHz)	Reading (dBuV)	C.F (dB/m)	Measurement (dBuV/m)	Margin (dB)	Limit (dBuV/m)	Height (cm)	Angle (deg)	Remark (QP/PK/AV)
1		5147.905	46.23	4.27	50.50	-3.50	54.00	100	255	Average
2	*	5150.000	46.34	4.27	50.61	-3.39	54.00	100	255	Average
3		5192.740	97.74	4.33	102.07	N/A	N/A	100	255	Average

Note:

1. " *", means this data is the worst emission level.
2. C.F (Correction Factor) = Antenna Factor (dB/m) + Cable Loss (dB) – Preamplifier(dB) + 20dB Attenuation.
3. Measurement (dBuV/m) = Reading(dBuV) + C.F (Correction Factor).
4. The emission levels of other frequencies are very lower than the limit and not show in test report.

EUT	AX3000 Wi-Fi 6 Portable Router	Date of Test	2024-08-29
Factor	BBHA 9120D	Temp. / Humidity	25°C /60%
Polarity	Horizontal	Site / Test Engineer	AC1 / Todd
Test Mode	802.11ac-40MHz_TX_Band2_CH 62_ANT 1+2+3	Test Voltage	AC 120V/60Hz

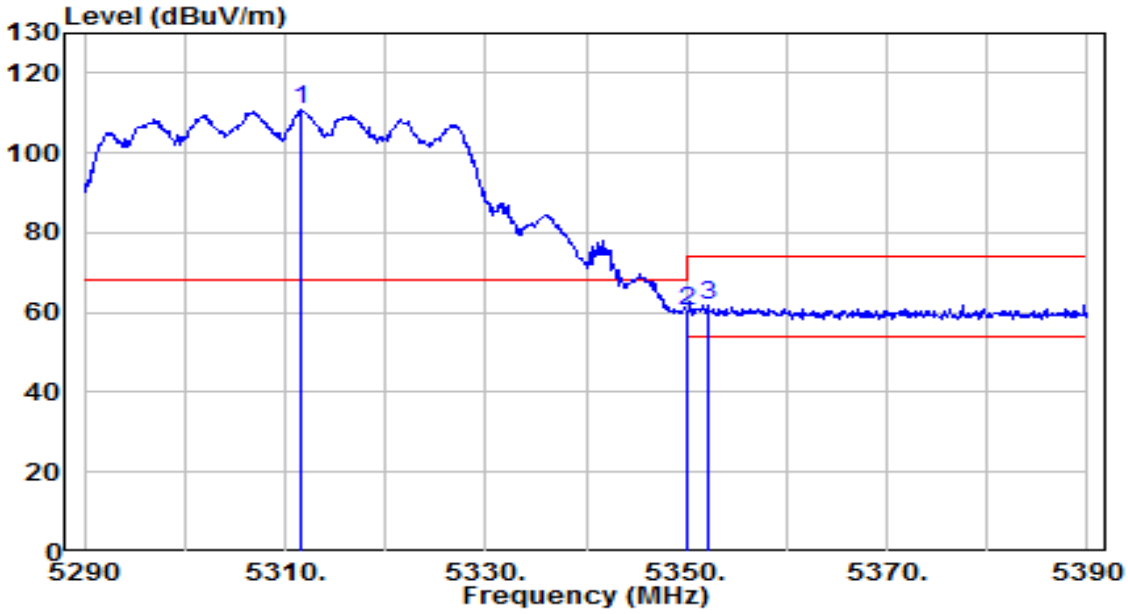

No		Frequency (MHz)	Reading (dBuV)	C.F (dB/m)	Measurement (dBuV/m)	Margin (dB)	Limit (dBuV/m)	Height (cm)	Angle (deg)	Remark (QP/PK/AV)
1		5311.500	106.31	4.50	110.81	N/A	N/A	245	100	Peak
2	*	5350.000	55.85	4.56	60.41	-7.79	68.20	245	100	Peak
3		5352.100	57.34	4.56	61.90	-12.10	74.00	245	100	Peak

Note:

1. " *", means this data is the worst emission level.
2. C.F (Correction Factor) = Antenna Factor (dB/m) + Cable Loss (dB) – Preamplifier(dB) + 20dB Attenuation.
3. Measurement (dBuV/m) = Reading(dBuV) + C.F (Correction Factor).
4. The emission levels of other frequencies are very lower than the limit and not show in test report.

EUT	AX3000 Wi-Fi 6 Portable Router	Date of Test	2024-08-29
Factor	BBHA 9120D	Temp. / Humidity	25°C /60%
Polarity	Horizontal	Site / Test Engineer	AC1 / Todd
Test Mode	802.11ac-40MHz_TX_Band2_CH 62_ANT 1+2+3	Test Voltage	AC 120V/60Hz

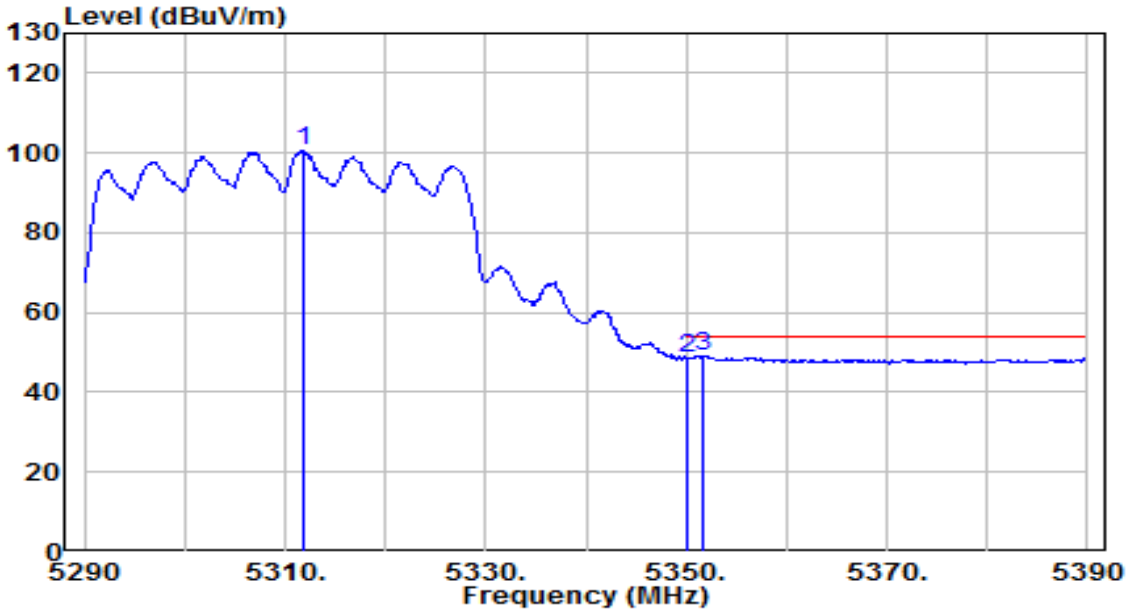

No		Frequency (MHz)	Reading (dBuV)	C.F (dB/m)	Measurement (dBuV/m)	Margin (dB)	Limit (dBuV/m)	Height (cm)	Angle (deg)	Remark (QP/PK/AV)
1		5311.800	95.92	4.50	100.42	N/A	N/A	245	100	Average
2		5350.000	44.14	4.56	48.70	-5.30	54.00	245	100	Average
3	*	5351.700	44.52	4.56	49.08	-4.92	54.00	245	100	Average

Note:

1. " *", means this data is the worst emission level.
2. C.F (Correction Factor) = Antenna Factor (dB/m) + Cable Loss (dB) – Preamplifier(dB) + 20dB Attenuation.
3. Measurement (dBuV/m) = Reading(dBuV) + C.F (Correction Factor).
4. The emission levels of other frequencies are very lower than the limit and not show in test report.

EUT	AX3000 Wi-Fi 6 Portable Router	Date of Test	2024-08-29
Factor	BBHA 9120D	Temp. / Humidity	25°C /60%
Polarity	Vertical	Site / Test Engineer	AC1 / Todd
Test Mode	802.11ac-40MHz_TX_Band2_CH 62_ANT 1+2+3	Test Voltage	AC 120V/60Hz

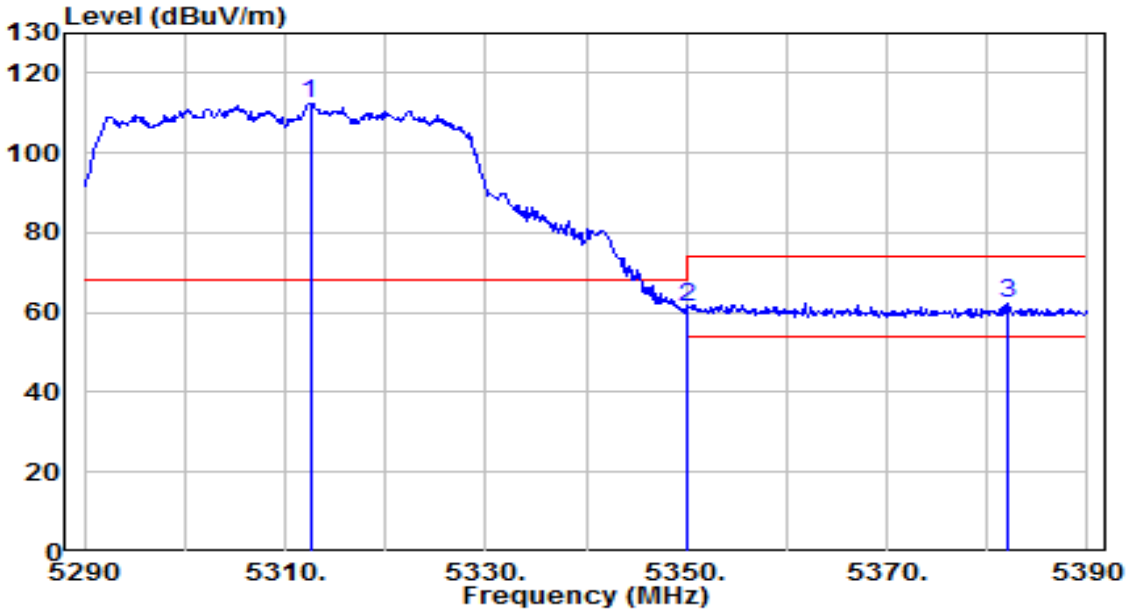

No		Frequency (MHz)	Reading (dBuV)	C.F (dB/m)	Measurement (dBuV/m)	Margin (dB)	Limit (dBuV/m)	Height (cm)	Angle (deg)	Remark (QP/PK/AV)
1		5312.500	108.05	4.50	112.55	N/A	N/A	125	255	Peak
2	*	5350.000	56.64	4.56	61.20	-7.00	68.20	125	255	Peak
3		5382.000	57.80	4.60	62.40	-11.60	74.00	125	255	Peak

Note:

1. " *", means this data is the worst emission level.
2. C.F (Correction Factor) = Antenna Factor (dB/m) + Cable Loss (dB) – Preamplifier(dB) + 20dB Attenuation.
3. Measurement (dBuV/m) = Reading(dBuV) + C.F (Correction Factor).
4. The emission levels of other frequencies are very lower than the limit and not show in test report.

EUT	AX3000 Wi-Fi 6 Portable Router	Date of Test	2024-08-29
Factor	BBHA 9120D	Temp. / Humidity	25°C /60%
Polarity	Vertical	Site / Test Engineer	AC1 / Todd
Test Mode	802.11ac-40MHz_TX_Band2_CH 62_ANT 1+2+3	Test Voltage	AC 120V/60Hz

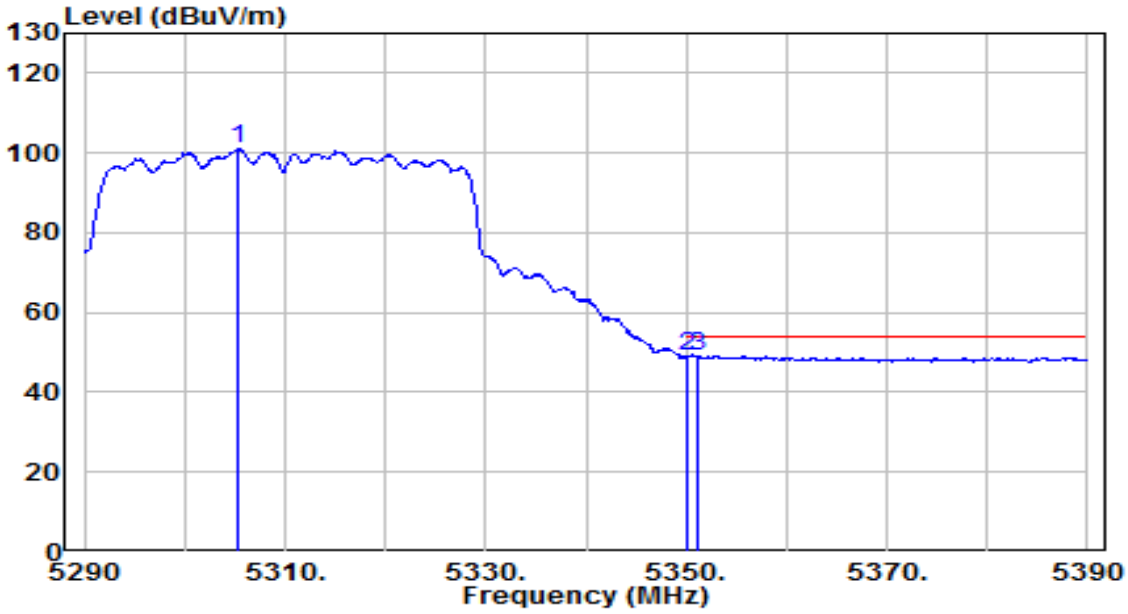

No		Frequency (MHz)	Reading (dBuV)	C.F (dB/m)	Measurement (dBuV/m)	Margin (dB)	Limit (dBuV/m)	Height (cm)	Angle (deg)	Remark (QP/PK/AV)
1		5305.400	96.36	4.49	100.86	N/A	N/A	125	255	Average
2		5350.000	44.40	4.56	48.95	-5.05	54.00	125	255	Average
3	*	5351.200	44.66	4.56	49.22	-4.78	54.00	125	255	Average

Note:

1. " *", means this data is the worst emission level.
2. C.F (Correction Factor) = Antenna Factor (dB/m) + Cable Loss (dB) – Preamplifier(dB) + 20dB Attenuation.
3. Measurement (dBuV/m) = Reading(dBuV) + C.F (Correction Factor).
4. The emission levels of other frequencies are very lower than the limit and not show in test report.

EUT	AX3000 Wi-Fi 6 Portable Router	Date of Test	2024-08-29
Factor	BBHA 9120D	Temp. / Humidity	23°C /59%
Polarity	Horizontal	Site / Test Engineer	AC1 / Todd
Test Mode	802.11ac-40MHz_TX_Band3_CH 102_ANT 1+2+3	Test Voltage	AC 120V/60Hz

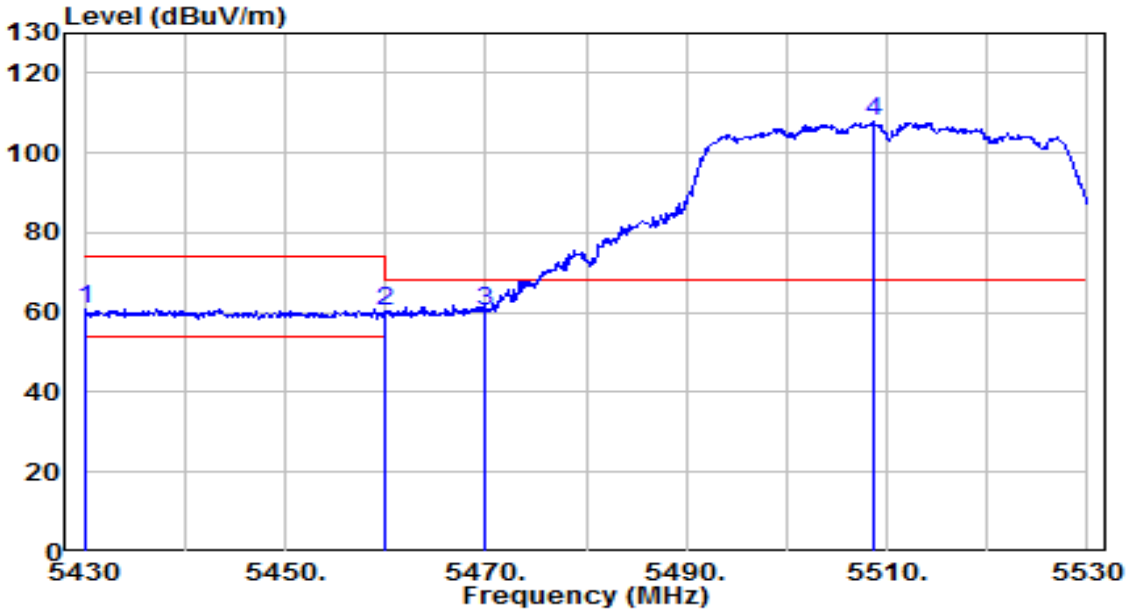

No		Frequency (MHz)	Reading (dBuV)	C.F (dB/m)	Measurement (dBuV/m)	Margin (dB)	Limit (dBuV/m)	Height (cm)	Angle (deg)	Remark (QP/PK/AV)
1		5430.100	56.36	4.67	61.04	-12.96	74.00	130	95	Peak
2		5460.000	55.66	4.71	60.37	-7.83	68.20	130	95	Peak
3	*	5470.000	55.76	4.73	60.49	-7.71	68.20	130	95	Peak
4		5508.600	103.02	4.80	107.82	N/A	N/A	130	95	Peak

Note:

1. " *", means this data is the worst emission level.
2. C.F (Correction Factor) = Antenna Factor (dB/m) + Cable Loss (dB) – Preamplifier(dB) + 20dB Attenuation.
3. Measurement (dBuV/m) = Reading(dBuV) + C.F (Correction Factor).
4. The emission levels of other frequencies are very lower than the limit and not show in test report.

EUT	AX3000 Wi-Fi 6 Portable Router	Date of Test	2024-08-29
Factor	BBHA 9120D	Temp. / Humidity	23°C /59%
Polarity	Horizontal	Site / Test Engineer	AC1 / Todd
Test Mode	802.11ac-40MHz_TX_Band3_CH 102_ANT 1+2+3	Test Voltage	AC 120V/60Hz

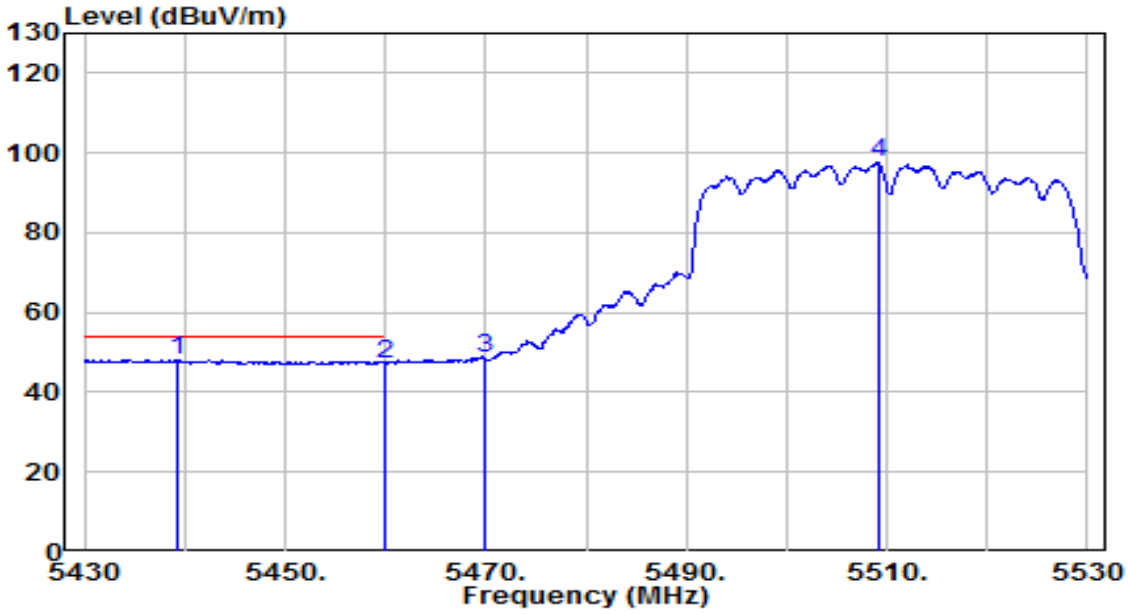

No		Frequency (MHz)	Reading (dBuV)	C.F (dB/m)	Measurement (dBuV/m)	Margin (dB)	Limit (dBuV/m)	Height (cm)	Angle (deg)	Remark (QP/PK/AV)
1	*	5439.300	43.44	4.68	48.13	-5.87	54.00	130	95	Average
2		5460.000	42.58	4.71	47.29	-6.71	54.00	130	95	Average
3		5470.000	43.62	4.73	48.35	N/A	N/A	130	95	Average
4		5509.200	92.70	4.80	97.50	N/A	N/A	130	95	Average

Note:

1. " *", means this data is the worst emission level.
2. C.F (Correction Factor) = Antenna Factor (dB/m) + Cable Loss (dB) – Preamplifier(dB) + 20dB Attenuation.
3. Measurement (dBuV/m) = Reading(dBuV) + C.F (Correction Factor).
4. The emission levels of other frequencies are very lower than the limit and not show in test report.

EUT	AX3000 Wi-Fi 6 Portable Router	Date of Test	2024-08-29
Factor	BBHA 9120D	Temp. / Humidity	23°C /59%
Polarity	Vertical	Site / Test Engineer	AC1 / Todd
Test Mode	802.11ac-40MHz_TX_Band3_CH 102_ANT 1+2+3	Test Voltage	AC 120V/60Hz

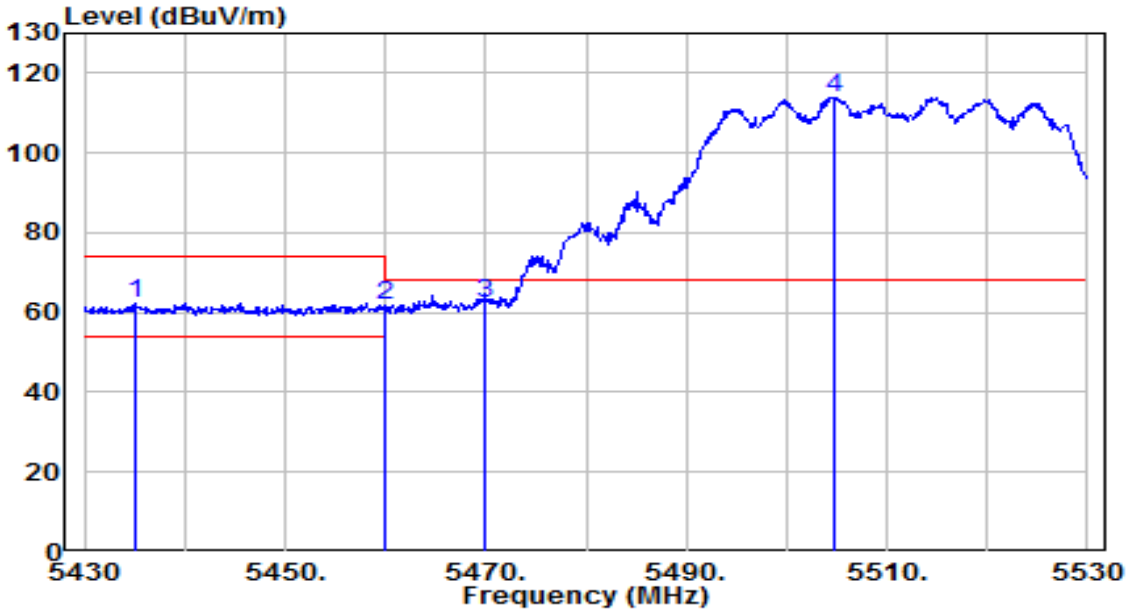

No		Frequency (MHz)	Reading (dBuV)	C.F (dB/m)	Measurement (dBuV/m)	Margin (dB)	Limit (dBuV/m)	Height (cm)	Angle (deg)	Remark (QP/PK/AV)
1		5435.000	57.87	4.68	62.55	-11.45	74.00	100	155	Peak
2		5460.000	56.96	4.71	61.67	-6.53	68.20	100	155	Peak
3	*	5470.000	57.78	4.73	62.51	-5.69	68.20	100	155	Peak
4		5504.700	109.21	4.79	113.99	N/A	N/A	100	155	Peak

Note:

1. " *", means this data is the worst emission level.
2. C.F (Correction Factor) = Antenna Factor (dB/m) + Cable Loss (dB) – Preamplifier(dB) + 20dB Attenuation.
3. Measurement (dBuV/m) = Reading(dBuV) + C.F (Correction Factor).
4. The emission levels of other frequencies are very lower than the limit and not show in test report.

EUT	AX3000 Wi-Fi 6 Portable Router	Date of Test	2024-08-29
Factor	BBHA 9120D	Temp. / Humidity	23°C /59%
Polarity	Vertical	Site / Test Engineer	AC1 / Todd
Test Mode	802.11ac-40MHz_TX_Band3_CH 102_ANT 1+2+3	Test Voltage	AC 120V/60Hz

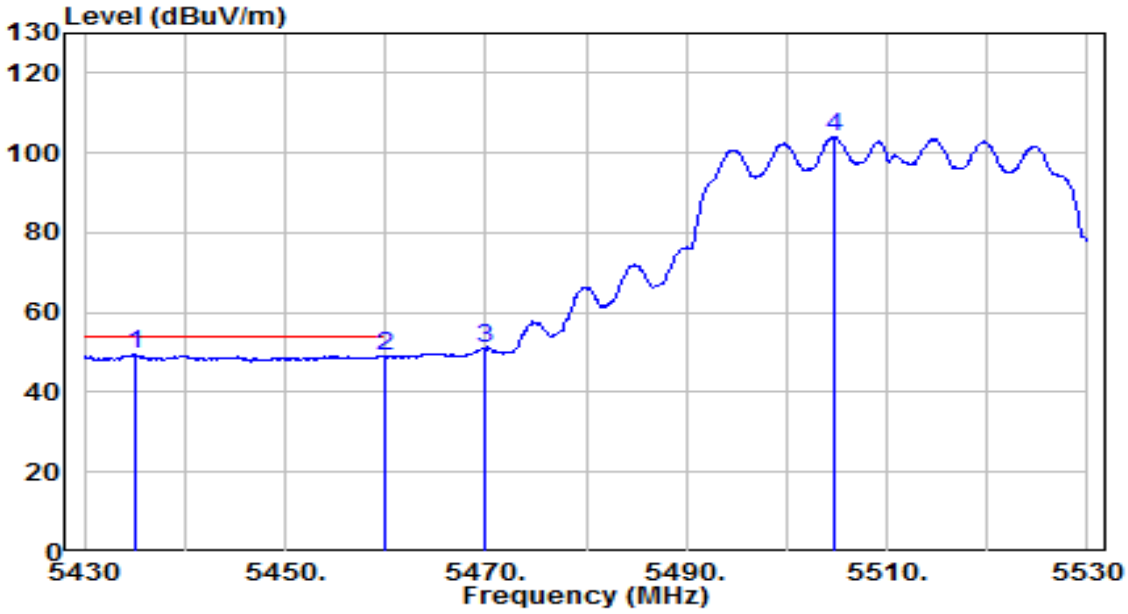

No		Frequency (MHz)	Reading (dBuV)	C.F (dB/m)	Measurement (dBuV/m)	Margin (dB)	Limit (dBuV/m)	Height (cm)	Angle (deg)	Remark (QP/PK/AV)
1	*	5435.000	44.66	4.68	49.34	-4.66	54.00	100	155	Average
2		5460.000	44.23	4.71	48.94	-5.06	54.00	100	155	Average
3		5470.000	46.37	4.73	51.10	N/A	N/A	100	155	Average
4		5504.800	99.31	4.79	104.10	N/A	N/A	100	155	Average

Note:

1. " *", means this data is the worst emission level.
2. C.F (Correction Factor) = Antenna Factor (dB/m) + Cable Loss (dB) – Preamplifier(dB) + 20dB Attenuation.
3. Measurement (dBuV/m) = Reading(dBuV) + C.F (Correction Factor).
4. The emission levels of other frequencies are very lower than the limit and not show in test report.

EUT	AX3000 Wi-Fi 6 Portable Router	Date of Test	2024-08-29
Factor	BBHA 9120D	Temp. / Humidity	23°C /59%
Polarity	Horizontal	Site / Test Engineer	AC1 / Todd
Test Mode	802.11ac-40MHz_TX_Band3_CH 134_ANT 1+2+3	Test Voltage	AC 120V/60Hz

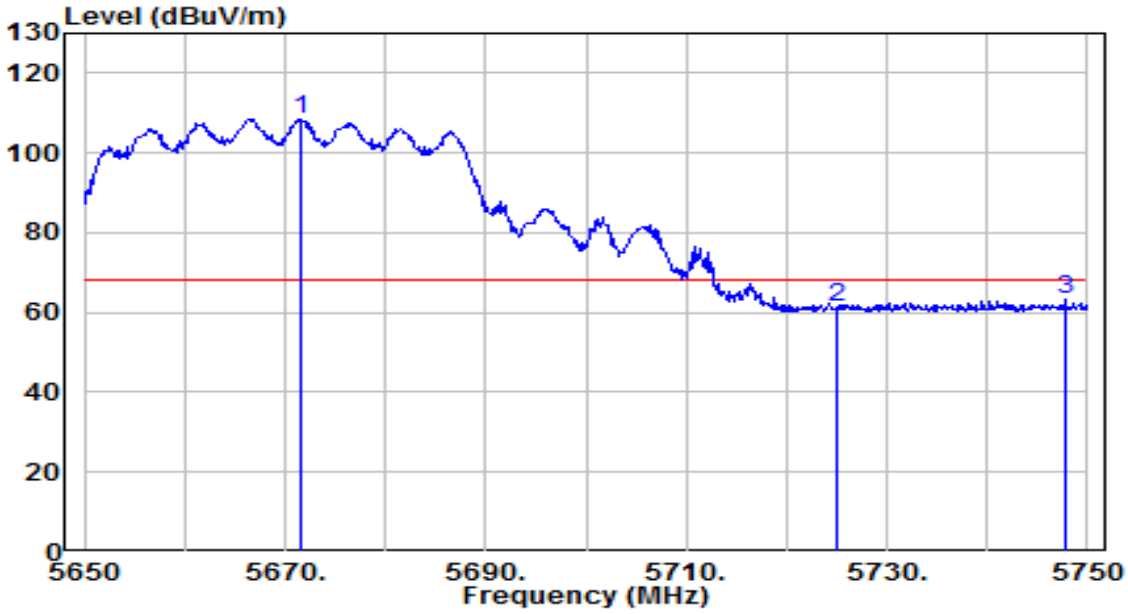

No		Frequency (MHz)	Reading (dBuV)	C.F (dB/m)	Measurement (dBuV/m)	Margin (dB)	Limit (dBuV/m)	Height (cm)	Angle (deg)	Remark (QP/PK/AV)
1		5671.500	103.10	5.35	108.44	N/A	N/A	105	95	Peak
2		5725.000	55.58	5.53	61.10	-7.10	68.20	105	95	Peak
3	*	5747.800	57.62	5.60	63.22	-4.98	68.20	105	95	Peak

Note:

1. " *", means this data is the worst emission level.
2. C.F (Correction Factor) = Antenna Factor (dB/m) + Cable Loss (dB) – Preamplifier(dB) + 20dB Attenuation.
3. Measurement (dBuV/m) = Reading(dBuV) + C.F (Correction Factor).
4. The emission levels of other frequencies are very lower than the limit and not show in test report.

EUT	AX3000 Wi-Fi 6 Portable Router	Date of Test	2024-08-29
Factor	BBHA 9120D	Temp. / Humidity	23°C /59%
Polarity	Vertical	Site / Test Engineer	AC1 / Todd
Test Mode	802.11ac-40MHz_TX_Band3_CH 134_ANT 1+2+3	Test Voltage	AC 120V/60Hz

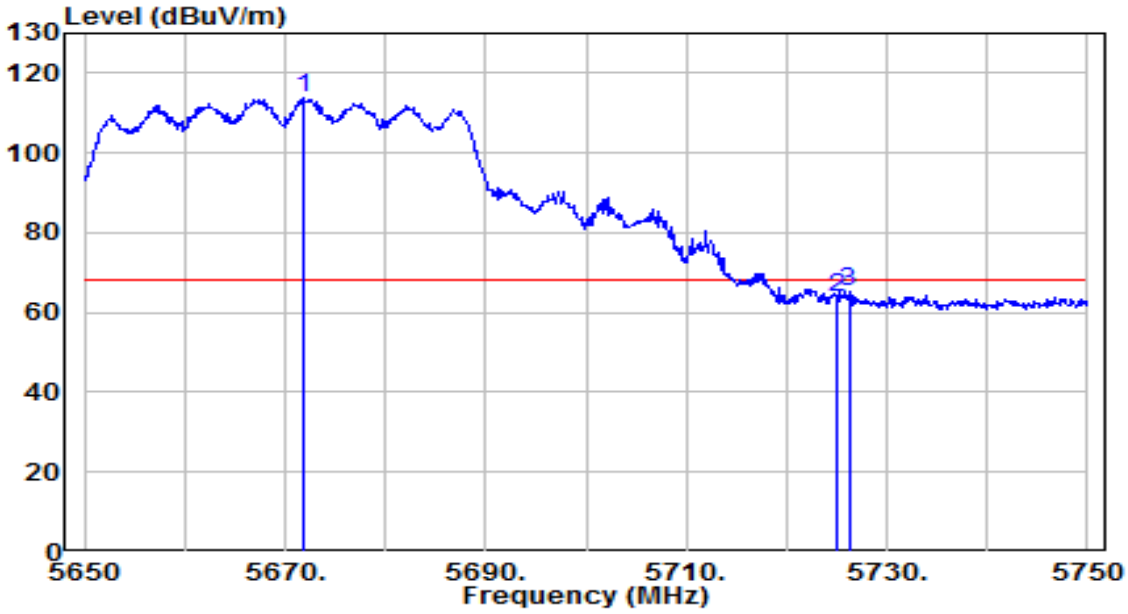

No		Frequency (MHz)	Reading (dBuV)	C.F (dB/m)	Measurement (dBuV/m)	Margin (dB)	Limit (dBuV/m)	Height (cm)	Angle (deg)	Remark (QP/PK/AV)
1		5671.900	108.54	5.35	113.89	N/A	N/A	105	235	Peak
2		5725.000	58.31	5.53	63.83	-4.37	68.20	105	235	Peak
3	*	5726.200	59.80	5.53	65.33	-2.87	68.20	105	235	Peak

Note:

1. " *", means this data is the worst emission level.
2. C.F (Correction Factor) = Antenna Factor (dB/m) + Cable Loss (dB) – Preamplifier(dB) + 20dB Attenuation.
3. Measurement (dBuV/m) = Reading(dBuV) + C.F (Correction Factor).
4. The emission levels of other frequencies are very lower than the limit and not show in test report.

EUT	AX3000 Wi-Fi 6 Portable Router	Date of Test	2024-08-29
Factor	BBHA 9120D	Temp. / Humidity	25°C /60%
Polarity	Horizontal	Site / Test Engineer	AC1 / Todd
Test Mode	802.11ac-40MHz_TX_Band4_CH 151_ANT 1+2+3	Test Voltage	AC 120V/60Hz

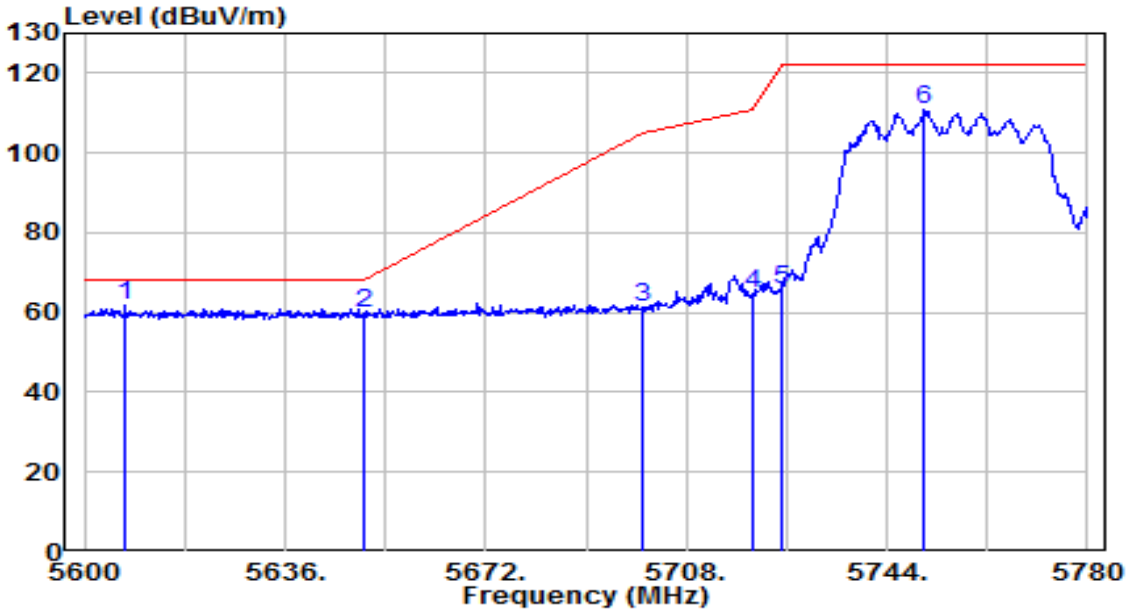

No		Frequency (MHz)	Reading (dBuV)	C.F (dB/m)	Measurement (dBuV/m)	Margin (dB)	Limit (dBuV/m)	Height (cm)	Angle (deg)	Remark (QP/PK/AV)
1	*	5607.380	56.61	5.13	61.74	-6.46	68.20	150	100	Peak
2		5650.000	54.68	5.27	59.96	-8.24	68.20	150	100	Peak
3		5700.000	56.09	5.44	61.53	-43.67	105.20	150	100	Peak
4		5720.000	59.44	5.51	64.95	-45.85	110.80	150	100	Peak
5		5725.000	59.98	5.53	65.50	-56.70	122.20	150	100	Peak
6		5750.660	105.06	5.61	110.68	N/A	N/A	150	100	Peak

Note:

1. " *", means this data is the worst emission level.
2. C.F (Correction Factor) = Antenna Factor (dB/m) + Cable Loss (dB) – Preamplifier(dB) + 20dB Attenuation.
3. Measurement (dBuV/m) = Reading(dBuV) + C.F (Correction Factor).
4. The emission levels of other frequencies are very lower than the limit and not show in test report.

EUT	AX3000 Wi-Fi 6 Portable Router	Date of Test	2024-08-29
Factor	BBHA 9120D	Temp. / Humidity	25°C /60%
Polarity	Vertical	Site / Test Engineer	AC1 / Todd
Test Mode	802.11ac-40MHz_TX_Band4_CH 151_ANT 1+2+3	Test Voltage	AC 120V/60Hz

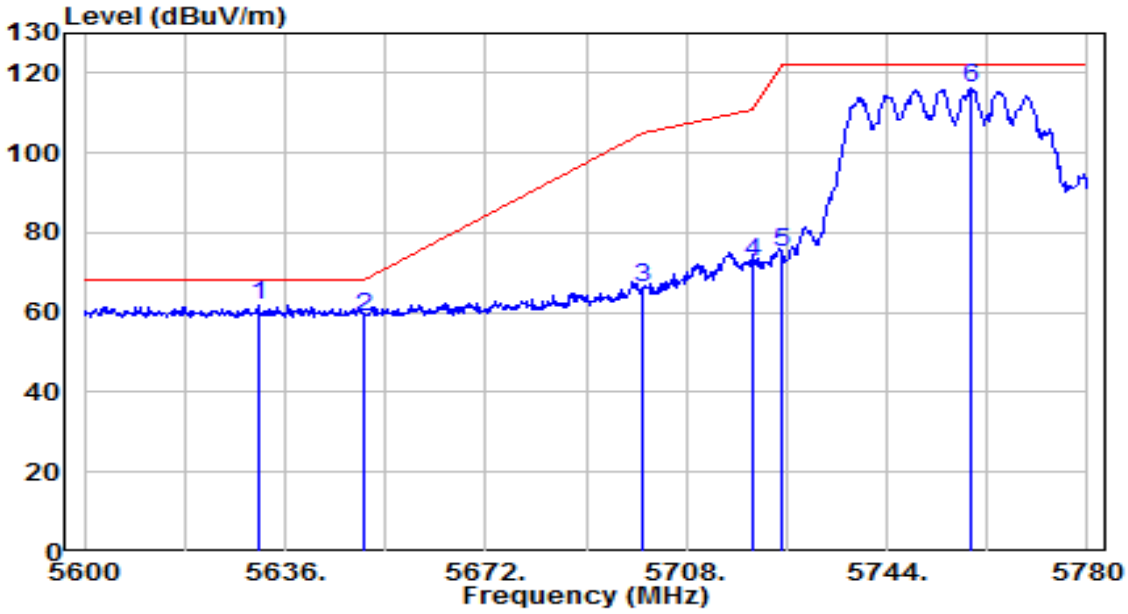

No		Frequency (MHz)	Reading (dBuV)	C.F (dB/m)	Measurement (dBuV/m)	Margin (dB)	Limit (dBuV/m)	Height (cm)	Angle (deg)	Remark (QP/PK/AV)
1	*	5631.140	56.59	5.21	61.80	-6.40	68.20	100	145	Peak
2		5650.000	53.81	5.27	59.08	-9.12	68.20	100	145	Peak
3		5700.000	60.65	5.44	66.09	-39.11	105.20	100	145	Peak
4		5720.000	66.99	5.51	72.50	-38.30	110.80	100	145	Peak
5		5725.000	69.66	5.53	75.19	-47.01	122.20	100	145	Peak
6		5758.940	110.57	5.64	116.21	N/A	N/A	100	145	Peak

Note:

1. " *", means this data is the worst emission level.
2. C.F (Correction Factor) = Antenna Factor (dB/m) + Cable Loss (dB) – Preamplifier(dB) + 20dB Attenuation.
3. Measurement (dBuV/m) = Reading(dBuV) + C.F (Correction Factor).
4. The emission levels of other frequencies are very lower than the limit and not show in test report.

EUT	AX3000 Wi-Fi 6 Portable Router	Date of Test	2024-08-29
Factor	BBHA 9120D	Temp. / Humidity	25°C /60%
Polarity	Horizontal	Site / Test Engineer	AC1 / Todd
Test Mode	802.11ac-40MHz_TX_Band4_CH 159_ANT 1+2+3	Test Voltage	AC 120V/60Hz

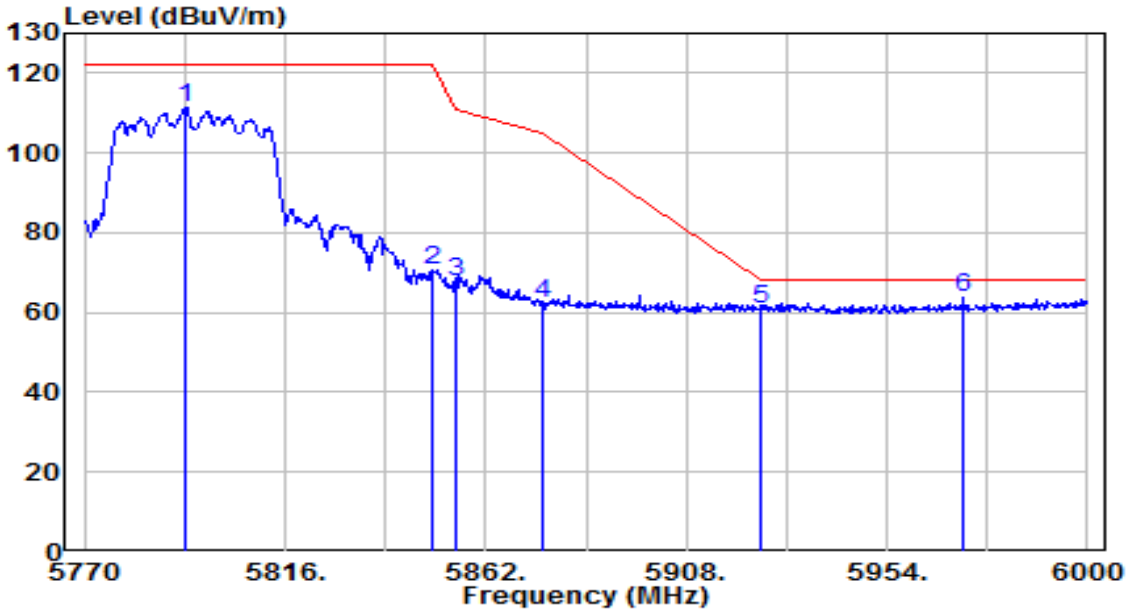

No		Frequency (MHz)	Reading (dBuV)	C.F (dB/m)	Measurement (dBuV/m)	Margin (dB)	Limit (dBuV/m)	Height (cm)	Angle (deg)	Remark (QP/PK/AV)
1		5793.230	105.60	5.76	111.36	N/A	N/A	140	100	Peak
2		5850.000	64.69	5.95	70.64	-51.56	122.20	140	100	Peak
3		5855.000	61.65	5.96	67.61	-43.19	110.80	140	100	Peak
4		5875.000	56.30	6.03	62.33	-42.87	105.20	140	100	Peak
5		5925.000	54.54	6.20	60.74	-7.46	68.20	140	100	Peak
6	*	5971.710	57.38	6.35	63.73	-4.47	68.20	140	100	Peak

Note:

1. " *", means this data is the worst emission level.
2. C.F (Correction Factor) = Antenna Factor (dB/m) + Cable Loss (dB) – Preamplifier(dB) + 20dB Attenuation.
3. Measurement (dBuV/m) = Reading(dBuV) + C.F (Correction Factor).
4. The emission levels of other frequencies are very lower than the limit and not show in test report.

EUT	AX3000 Wi-Fi 6 Portable Router	Date of Test	2024-08-29
Factor	BBHA 9120D	Temp. / Humidity	25°C /60%
Polarity	Vertical	Site / Test Engineer	AC1 / Todd
Test Mode	802.11ac-40MHz_TX_Band4_CH 159_ANT 1+2+3	Test Voltage	AC 120V/60Hz

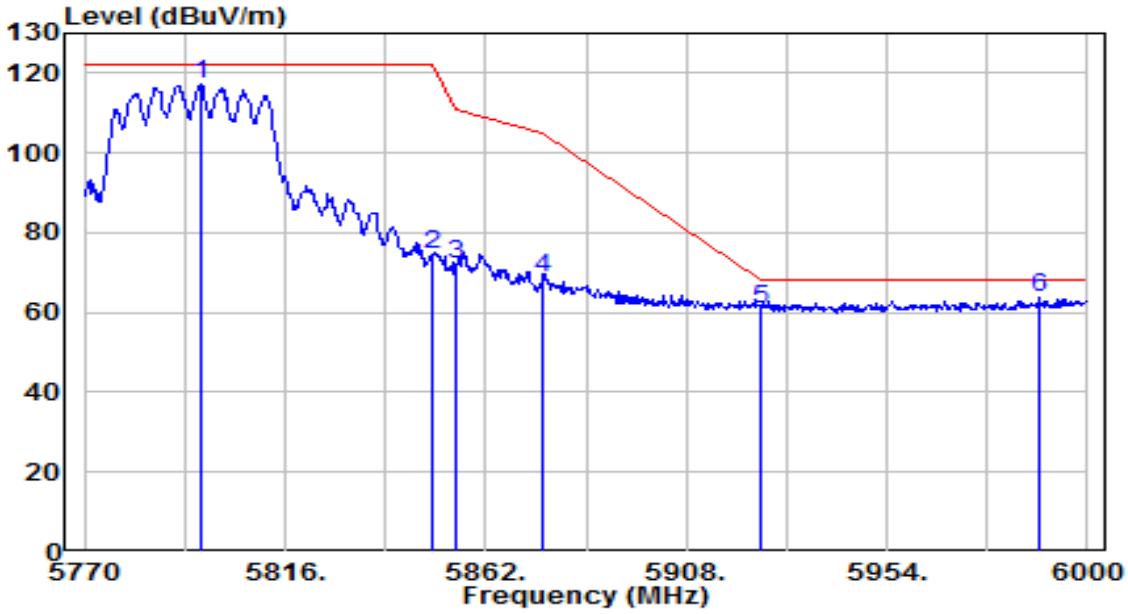

No		Frequency (MHz)	Reading (dBuV)	C.F (dB/m)	Measurement (dBuV/m)	Margin (dB)	Limit (dBuV/m)	Height (cm)	Angle (deg)	Remark (QP/PK/AV)
1		5796.680	111.25	5.77	117.01	N/A	N/A	120	145	Peak
2		5850.000	68.48	5.95	74.43	-47.77	122.20	120	145	Peak
3		5855.000	66.34	5.96	72.30	-38.50	110.80	120	145	Peak
4		5875.000	62.66	6.03	68.69	-36.51	105.20	120	145	Peak
5		5925.000	54.66	6.20	60.85	-7.35	68.20	120	145	Peak
6	*	5988.960	57.13	6.41	63.54	-4.66	68.20	120	145	Peak

Note:

1. " *", means this data is the worst emission level.
2. C.F (Correction Factor) = Antenna Factor (dB/m) + Cable Loss (dB) – Preamplifier(dB) + 20dB Attenuation.
3. Measurement (dBuV/m) = Reading(dBuV) + C.F (Correction Factor).
4. The emission levels of other frequencies are very lower than the limit and not show in test report.

EUT	AX3000 Wi-Fi 6 Portable Router	Date of Test	2024-08-29
Factor	BBHA 9120D	Temp. / Humidity	25°C /60%
Polarity	Horizontal	Site / Test Engineer	AC1 / Todd
Test Mode	802.11ac-80MHz_TX_Band1_CH 42_ANT 1+2+3	Test Voltage	AC 120V/60Hz

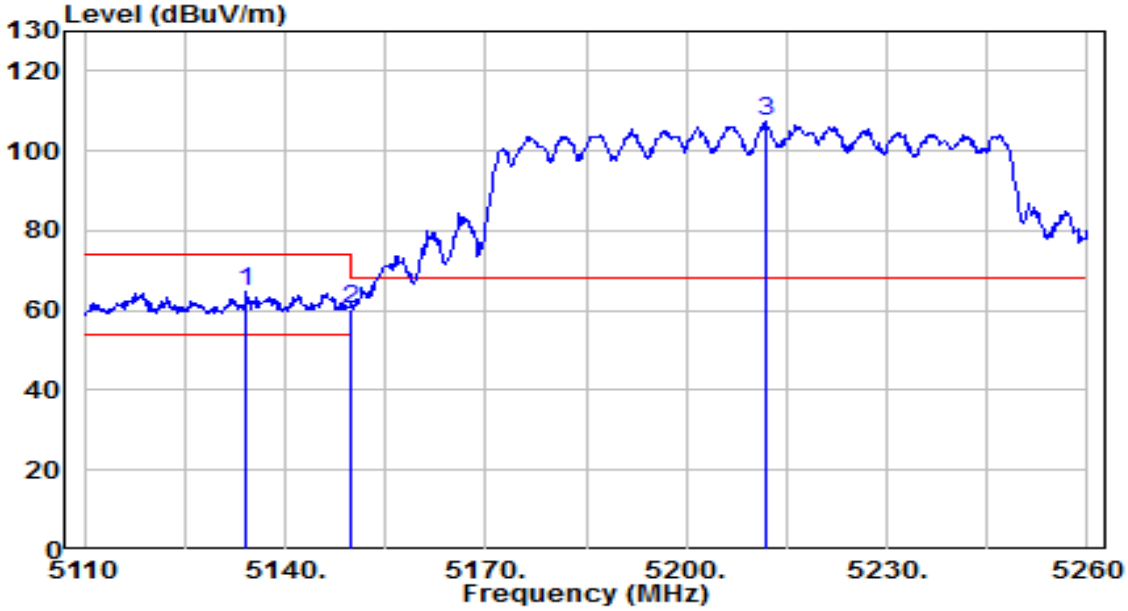

No		Frequency (MHz)	Reading (dBuV)	C.F (dB/m)	Measurement (dBuV/m)	Margin (dB)	Limit (dBuV/m)	Height (cm)	Angle (deg)	Remark (QP/PK/AV)
1	*	5134.300	60.45	4.25	64.70	-9.30	74.00	105	230	Peak
2		5150.000	56.20	4.27	60.48	-13.52	74.00	105	230	Peak
3		5211.850	102.91	4.36	107.27	N/A	N/A	105	230	Peak

Note:

1. " *", means this data is the worst emission level.
2. C.F (Correction Factor) = Antenna Factor (dB/m) + Cable Loss (dB) – Preamplifier(dB) + 20dB Attenuation.
3. Measurement (dBuV/m) = Reading(dBuV) + C.F (Correction Factor).
4. The emission levels of other frequencies are very lower than the limit and not show in test report.

EUT	AX3000 Wi-Fi 6 Portable Router	Date of Test	2024-08-29
Factor	BBHA 9120D	Temp. / Humidity	25°C /60%
Polarity	Horizontal	Site / Test Engineer	AC1 / Todd
Test Mode	802.11ac-80MHz_TX_Band1_CH 42_ANT 1+2+3	Test Voltage	AC 120V/60Hz

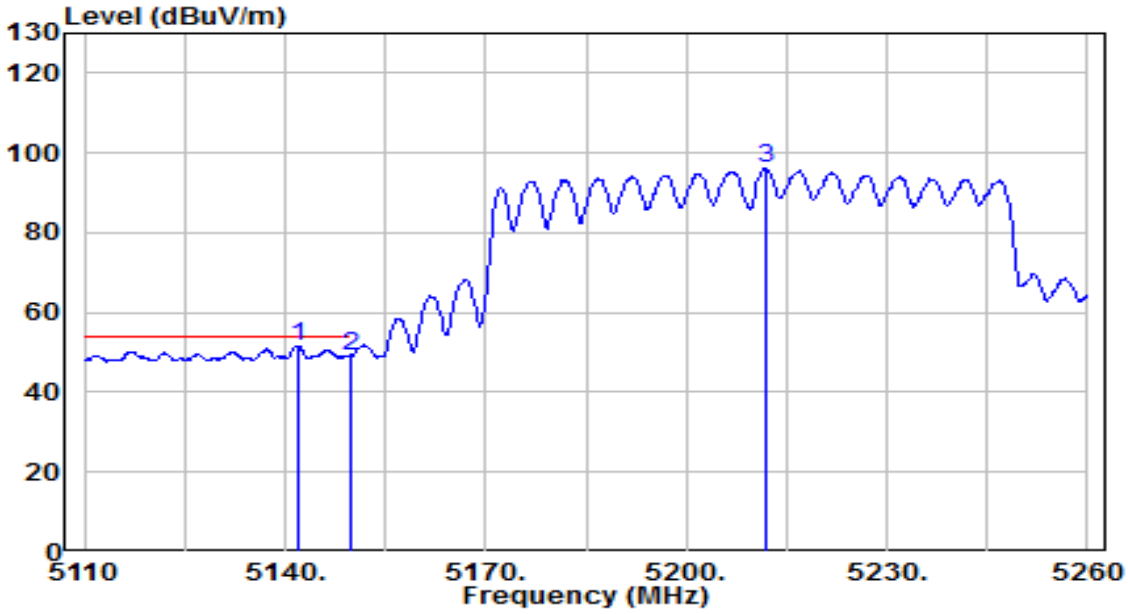

No		Frequency (MHz)	Reading (dBuV)	C.F (dB/m)	Measurement (dBuV/m)	Margin (dB)	Limit (dBuV/m)	Height (cm)	Angle (deg)	Remark (QP/PK/AV)
1	*	5141.950	47.32	4.26	51.58	-2.42	54.00	105	230	Average
2		5150.000	45.02	4.27	49.29	-4.71	54.00	105	230	Average
3		5211.850	91.81	4.36	96.17	N/A	N/A	105	230	Average

Note:

1. " *", means this data is the worst emission level.
2. C.F (Correction Factor) = Antenna Factor (dB/m) + Cable Loss (dB) – Preamplifier(dB) + 20dB Attenuation.
3. Measurement (dBuV/m) = Reading(dBuV) + C.F (Correction Factor).
4. The emission levels of other frequencies are very lower than the limit and not show in test report.

EUT	AX3000 Wi-Fi 6 Portable Router	Date of Test	2024-08-29
Factor	BBHA 9120D	Temp. / Humidity	25°C /60%
Polarity	Vertical	Site / Test Engineer	AC1 / Todd
Test Mode	802.11ac-80MHz_TX_Band1_CH 42_ANT 1+2+3	Test Voltage	AC 120V/60Hz

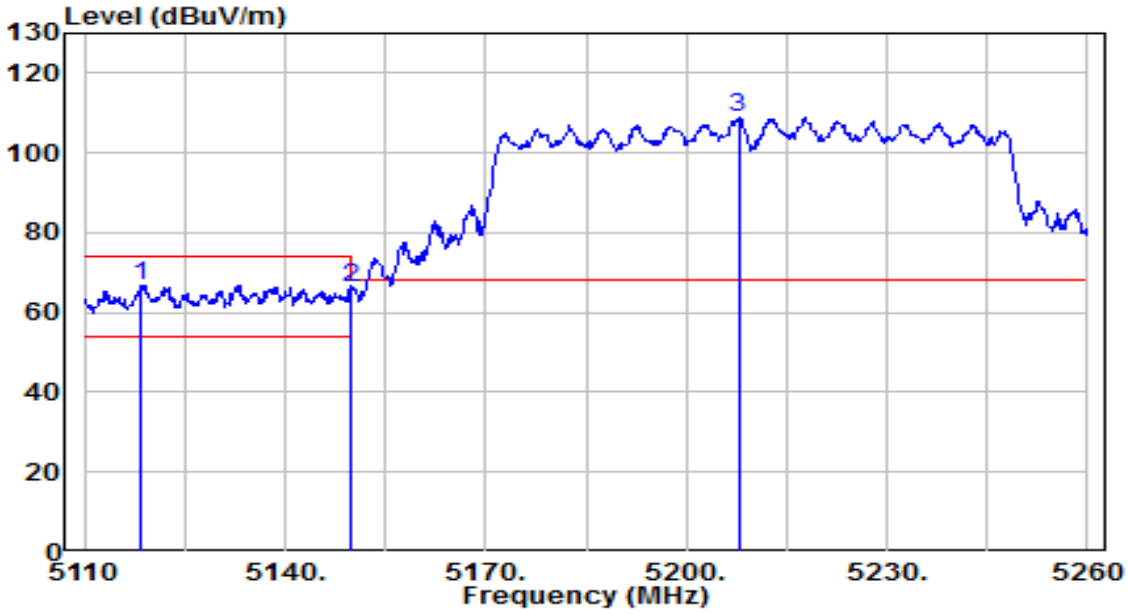

No		Frequency (MHz)	Reading (dBuV)	C.F (dB/m)	Measurement (dBuV/m)	Margin (dB)	Limit (dBuV/m)	Height (cm)	Angle (deg)	Remark (QP/PK/AV)
1	*	5118.400	62.69	4.23	66.92	-7.08	74.00	100	255	Peak
2		5150.000	61.87	4.27	66.14	-7.86	74.00	100	255	Peak
3		5207.800	104.53	4.36	108.88	N/A	N/A	100	255	Peak

Note:

1. " *", means this data is the worst emission level.
2. C.F (Correction Factor) = Antenna Factor (dB/m) + Cable Loss (dB) – Preamplifier(dB) + 20dB Attenuation.
3. Measurement (dBuV/m) = Reading(dBuV) + C.F (Correction Factor).
4. The emission levels of other frequencies are very lower than the limit and not show in test report.

EUT	AX3000 Wi-Fi 6 Portable Router	Date of Test	2024-08-29
Factor	BBHA 9120D	Temp. / Humidity	25°C /60%
Polarity	Vertical	Site / Test Engineer	AC1 / Todd
Test Mode	802.11ac-80MHz_TX_Band1_CH 42_ANT 1+2+3	Test Voltage	AC 120V/60Hz

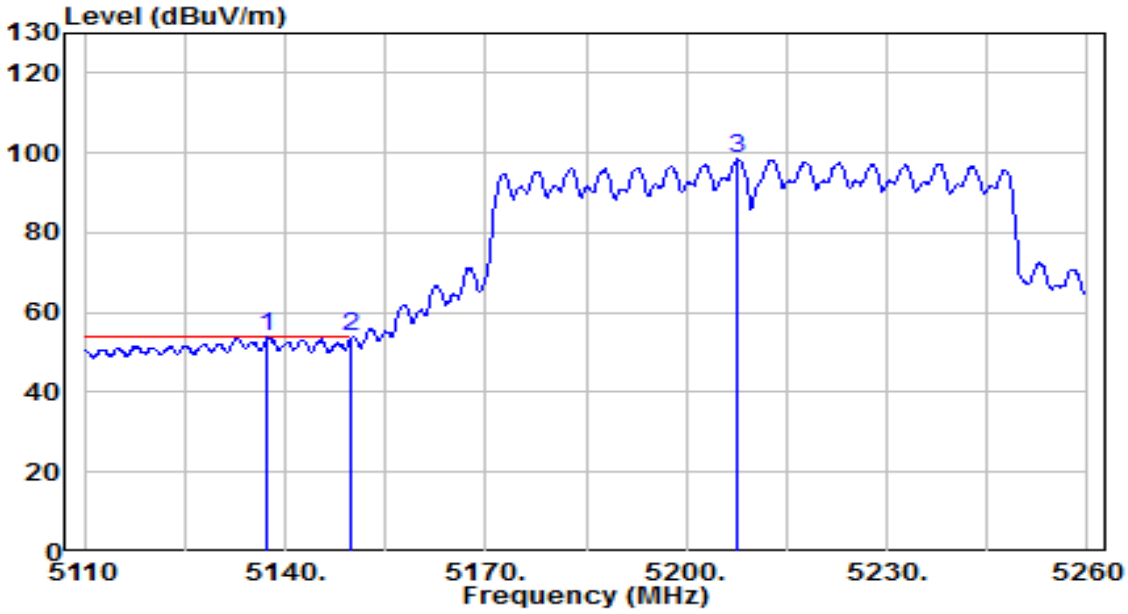

No		Frequency (MHz)	Reading (dBuV)	C.F (dB/m)	Measurement (dBuV/m)	Margin (dB)	Limit (dBuV/m)	Height (cm)	Angle (deg)	Remark (QP/PK/AV)
1	*	5137.450	49.63	4.26	53.89	-0.11	54.00	100	255	Average
2		5150.000	49.47	4.27	53.74	-0.26	54.00	100	255	Average
3		5207.650	94.15	4.35	98.51	N/A	N/A	100	255	Average

Note:

1. " *", means this data is the worst emission level.
2. C.F (Correction Factor) = Antenna Factor (dB/m) + Cable Loss (dB) – Preamplifier(dB) + 20dB Attenuation.
3. Measurement (dBuV/m) = Reading(dBuV) + C.F (Correction Factor).
4. The emission levels of other frequencies are very lower than the limit and not show in test report.

EUT	AX3000 Wi-Fi 6 Portable Router	Date of Test	2024-08-29
Factor	BBHA 9120D	Temp. / Humidity	25°C /60%
Polarity	Horizontal	Site / Test Engineer	AC1 / Todd
Test Mode	802.11ac-80MHz_TX_Band2_CH 58_ANT 1+2+3	Test Voltage	AC 120V/60Hz

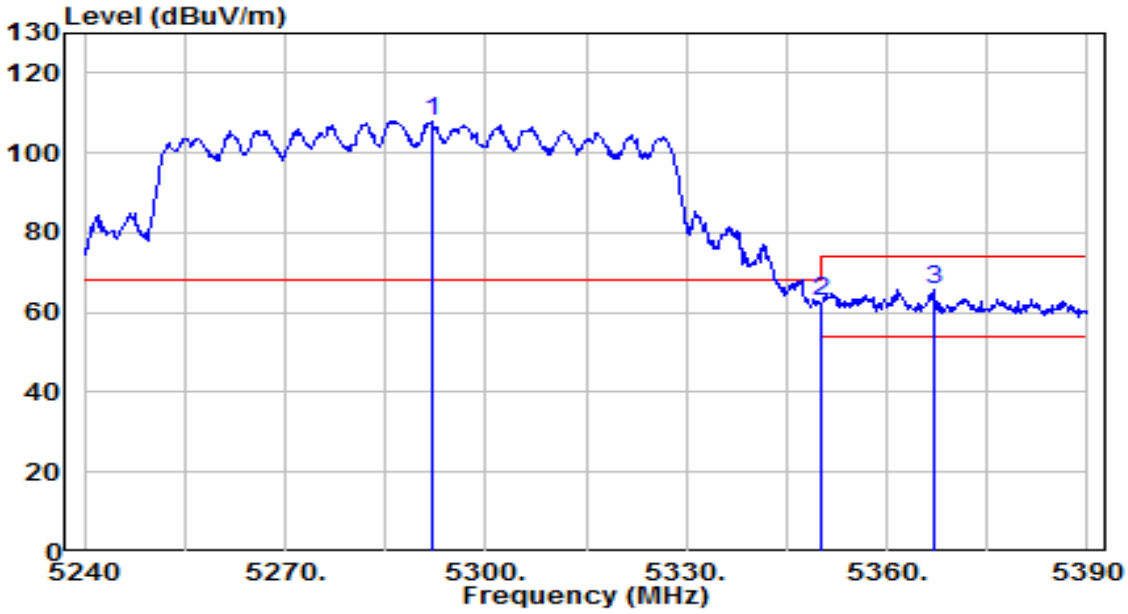

No		Frequency (MHz)	Reading (dBuV)	C.F (dB/m)	Measurement (dBuV/m)	Margin (dB)	Limit (dBuV/m)	Height (cm)	Angle (deg)	Remark (QP/PK/AV)
1		5291.900	103.26	4.47	107.73	N/A	N/A	245	100	Peak
2	*	5350.000	58.41	4.56	62.97	-5.23	68.20	245	100	Peak
3		5366.900	61.32	4.58	65.90	-8.10	74.00	245	100	Peak

Note:

1. " *", means this data is the worst emission level.
2. C.F (Correction Factor) = Antenna Factor (dB/m) + Cable Loss (dB) – Preamplifier(dB) + 20dB Attenuation.
3. Measurement (dBuV/m) = Reading(dBuV) + C.F (Correction Factor).
4. The emission levels of other frequencies are very lower than the limit and not show in test report.

EUT	AX3000 Wi-Fi 6 Portable Router	Date of Test	2024-08-29
Factor	BBHA 9120D	Temp. / Humidity	25°C /60%
Polarity	Horizontal	Site / Test Engineer	AC1 / Todd
Test Mode	802.11ac-80MHz_TX_Band2_CH 58_ANT 1+2+3	Test Voltage	AC 120V/60Hz

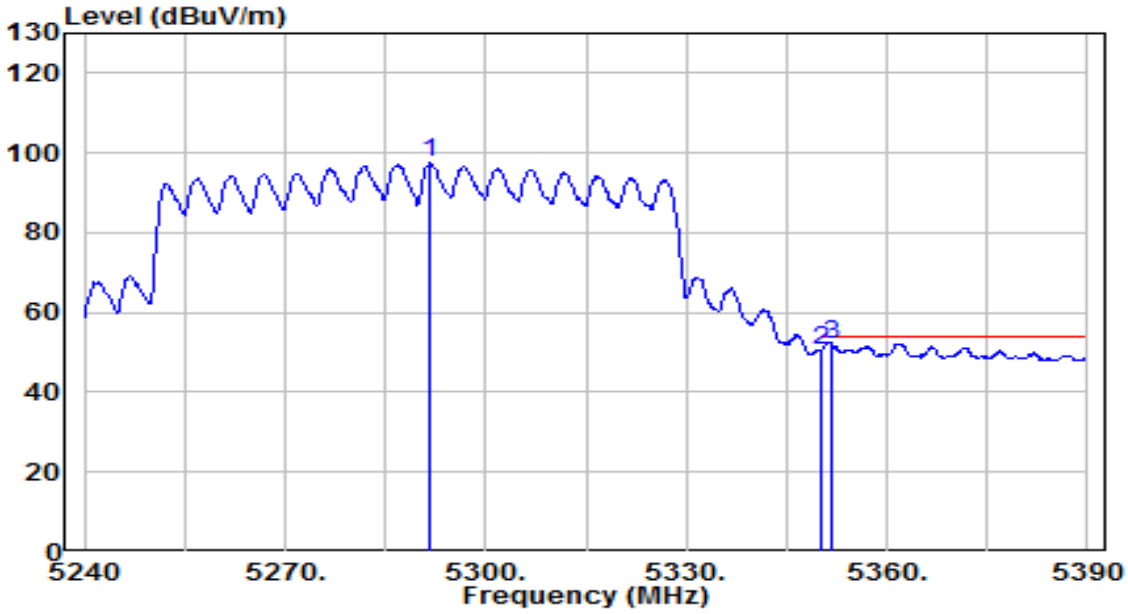

No		Frequency (MHz)	Reading (dBuV)	C.F (dB/m)	Measurement (dBuV/m)	Margin (dB)	Limit (dBuV/m)	Height (cm)	Angle (deg)	Remark (QP/PK/AV)
1		5291.750	92.96	4.47	97.43	N/A	N/A	245	100	Average
2		5350.000	46.04	4.56	50.60	-3.40	54.00	245	100	Average
3	*	5351.750	47.49	4.56	52.05	-1.95	54.00	245	100	Average

Note:

1. " *", means this data is the worst emission level.
2. C.F (Correction Factor) = Antenna Factor (dB/m) + Cable Loss (dB) – Preamplifier(dB) + 20dB Attenuation.
3. Measurement (dBuV/m) = Reading(dBuV) + C.F (Correction Factor).
4. The emission levels of other frequencies are very lower than the limit and not show in test report.

EUT	AX3000 Wi-Fi 6 Portable Router	Date of Test	2024-08-29
Factor	BBHA 9120D	Temp. / Humidity	25°C /60%
Polarity	Vertical	Site / Test Engineer	AC1 / Todd
Test Mode	802.11ac-80MHz_TX_Band2_CH 58_ANT 1+2+3	Test Voltage	AC 120V/60Hz

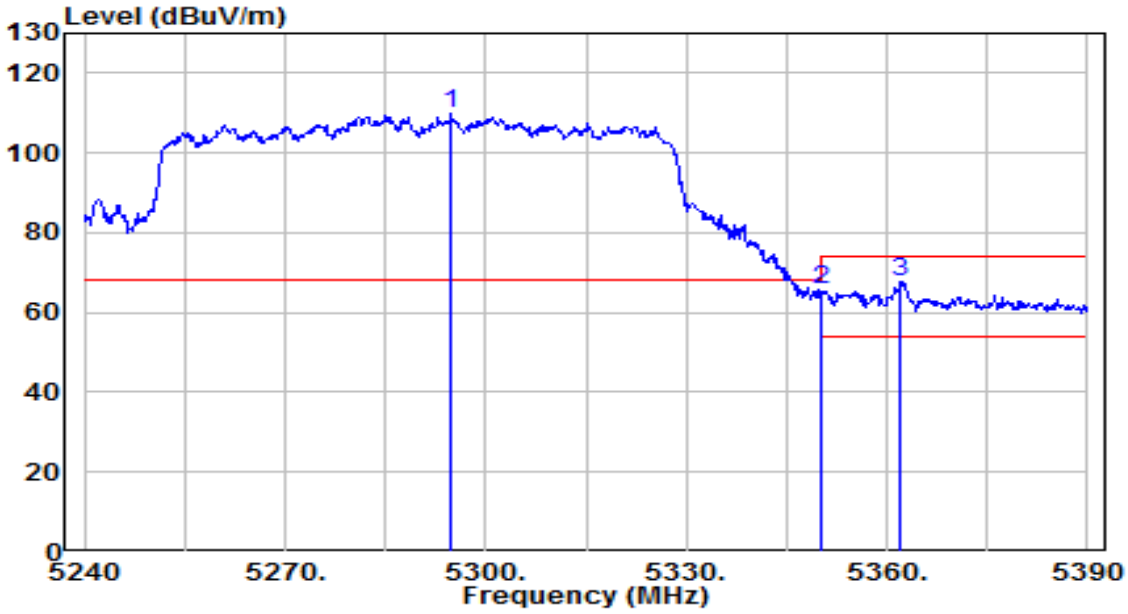

No		Frequency (MHz)	Reading (dBuV)	C.F (dB/m)	Measurement (dBuV/m)	Margin (dB)	Limit (dBuV/m)	Height (cm)	Angle (deg)	Remark (QP/PK/AV)
1		5294.750	105.47	4.48	109.95	N/A	N/A	125	255	Peak
2	*	5350.000	60.94	4.56	65.50	-2.70	68.20	125	255	Peak
3		5362.100	63.26	4.57	67.84	-6.16	74.00	125	255	Peak

Note:

1. " *", means this data is the worst emission level.
2. C.F (Correction Factor) = Antenna Factor (dB/m) + Cable Loss (dB) – Preamplifier(dB) + 20dB Attenuation.
3. Measurement (dBuV/m) = Reading(dBuV) + C.F (Correction Factor).
4. The emission levels of other frequencies are very lower than the limit and not show in test report.

EUT	AX3000 Wi-Fi 6 Portable Router	Date of Test	2024-08-29
Factor	BBHA 9120D	Temp. / Humidity	25°C /60%
Polarity	Vertical	Site / Test Engineer	AC1 / Todd
Test Mode	802.11ac-80MHz_TX_Band2_CH 58_ANT 1+2+3	Test Voltage	AC 120V/60Hz

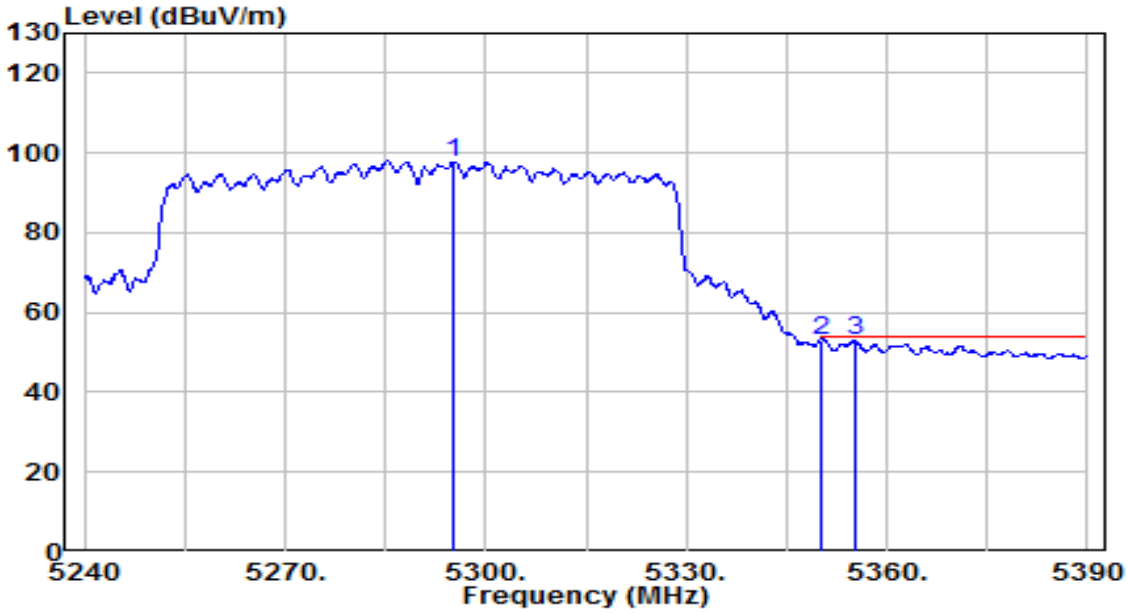

No		Frequency (MHz)	Reading (dBuV)	C.F (dB/m)	Measurement (dBuV/m)	Margin (dB)	Limit (dBuV/m)	Height (cm)	Angle (deg)	Remark (QP/PK/AV)
1		5295.350	93.35	4.48	97.83	N/A	N/A	125	255	Average
2		5350.000	48.18	4.56	52.74	-1.26	54.00	125	255	Average
3	*	5355.200	48.45	4.56	53.01	-0.99	54.00	125	255	Average

Note:

1. " *", means this data is the worst emission level.
2. C.F (Correction Factor) = Antenna Factor (dB/m) + Cable Loss (dB) – Preamplifier(dB) + 20dB Attenuation.
3. Measurement (dBuV/m) = Reading(dBuV) + C.F (Correction Factor).
4. The emission levels of other frequencies are very lower than the limit and not show in test report.

EUT	AX3000 Wi-Fi 6 Portable Router	Date of Test	2024-08-29
Factor	BBHA 9120D	Temp. / Humidity	23°C /59%
Polarity	Horizontal	Site / Test Engineer	AC1 / Todd
Test Mode	802.11ac-80MHz_TX_Band3_CH 106_ANT 1+2+3	Test Voltage	AC 120V/60Hz

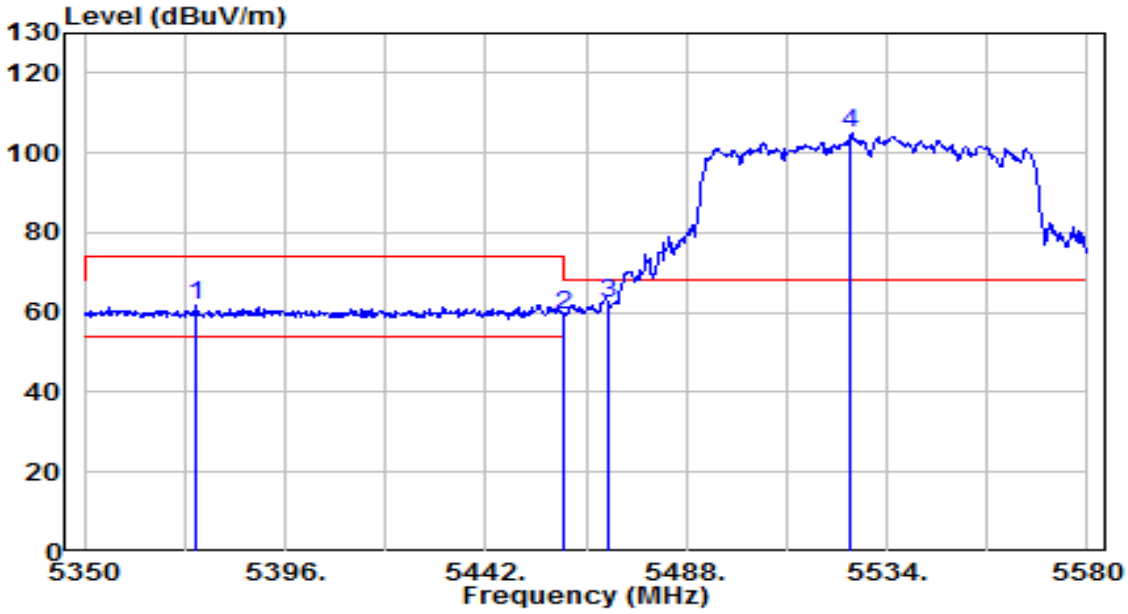

No		Frequency (MHz)	Reading (dBuV)	C.F (dB/m)	Measurement (dBuV/m)	Margin (dB)	Limit (dBuV/m)	Height (cm)	Angle (deg)	Remark (QP/PK/AV)
1		5375.300	57.33	4.59	61.92	-12.08	74.00	130	95	Peak
2		5460.000	54.64	4.71	59.35	-8.85	68.20	130	95	Peak
3	*	5470.000	57.66	4.73	62.39	-5.81	68.20	130	95	Peak
4		5525.720	100.07	4.86	104.93	N/A	N/A	130	95	Peak

Note:

1. " *", means this data is the worst emission level.
2. C.F (Correction Factor) = Antenna Factor (dB/m) + Cable Loss (dB) – Preamplifier(dB) + 20dB Attenuation.
3. Measurement (dBuV/m) = Reading(dBuV) + C.F (Correction Factor).
4. The emission levels of other frequencies are very lower than the limit and not show in test report.

EUT	AX3000 Wi-Fi 6 Portable Router	Date of Test	2024-08-29
Factor	BBHA 9120D	Temp. / Humidity	23°C /59%
Polarity	Horizontal	Site / Test Engineer	AC1 / Todd
Test Mode	802.11ac-80MHz_TX_Band3_CH 106_ANT 1+2+3	Test Voltage	AC 120V/60Hz

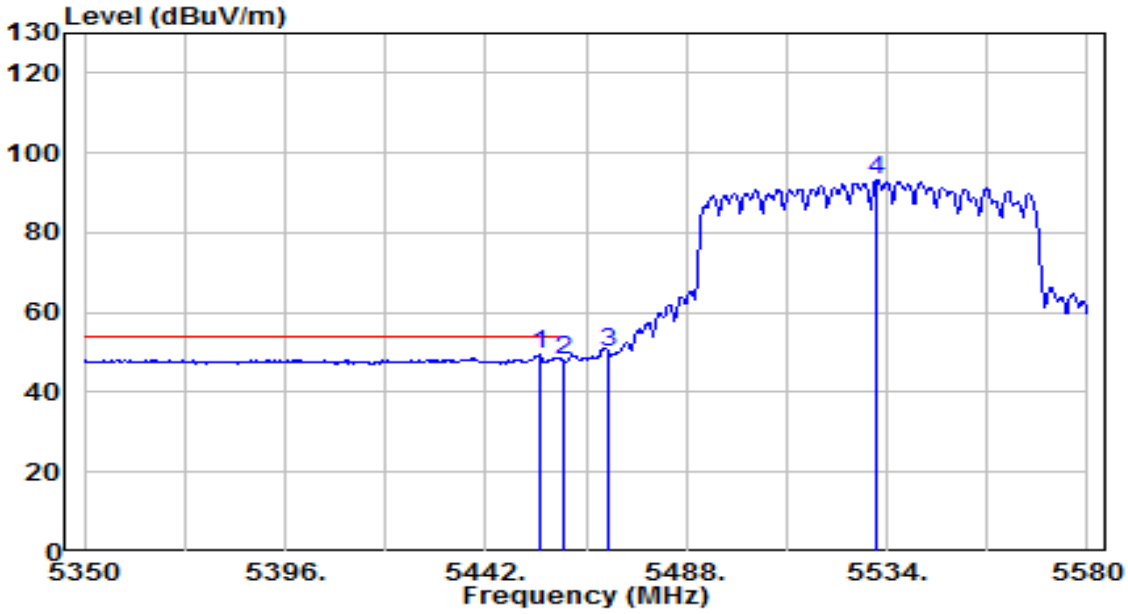

No		Frequency (MHz)	Reading (dBuV)	C.F (dB/m)	Measurement (dBuV/m)	Margin (dB)	Limit (dBuV/m)	Height (cm)	Angle (deg)	Remark (QP/PK/AV)
1	*	5454.190	44.65	4.70	49.35	-4.65	54.00	130	95	Average
2		5460.000	43.36	4.71	48.07	-5.93	54.00	130	95	Average
3		5470.000	45.34	4.73	50.07	N/A	N/A	130	95	Average
4		5531.470	88.28	4.88	93.15	N/A	N/A	130	95	Average

Note:

1. " *", means this data is the worst emission level.
2. C.F (Correction Factor) = Antenna Factor (dB/m) + Cable Loss (dB) – Preamplifier(dB) + 20dB Attenuation.
3. Measurement (dBuV/m) = Reading(dBuV) + C.F (Correction Factor).
4. The emission levels of other frequencies are very lower than the limit and not show in test report.

EUT	AX3000 Wi-Fi 6 Portable Router	Date of Test	2024-08-29
Factor	BBHA 9120D	Temp. / Humidity	23°C /59%
Polarity	Vertical	Site / Test Engineer	AC1 / Todd
Test Mode	802.11ac-80MHz_TX_Band3_CH 106_ANT 1+2+3	Test Voltage	AC 120V/60Hz

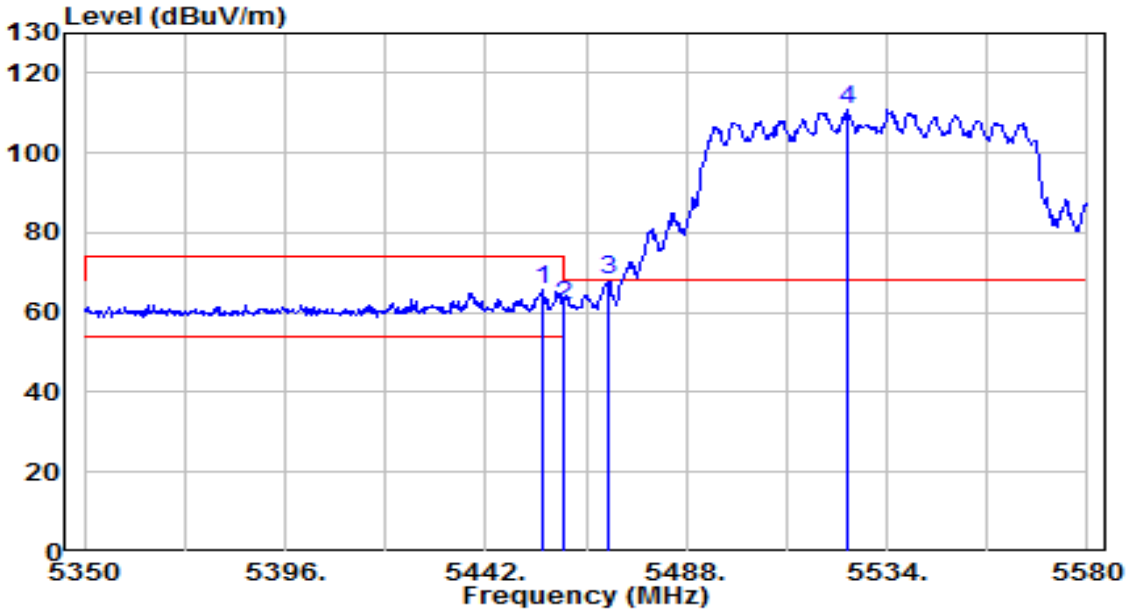

No		Frequency (MHz)	Reading (dBuV)	C.F (dB/m)	Measurement (dBuV/m)	Margin (dB)	Limit (dBuV/m)	Height (cm)	Angle (deg)	Remark (QP/PK/AV)
1		5455.340	61.19	4.71	65.90	-8.10	74.00	100	155	Peak
2		5460.000	57.04	4.71	61.76	-6.44	68.20	100	155	Peak
3	*	5470.000	63.37	4.73	68.10	-0.10	68.20	100	155	Peak
4		5525.030	106.01	4.85	110.87	N/A	N/A	100	155	Peak

Note:

1. " *", means this data is the worst emission level.
2. C.F (Correction Factor) = Antenna Factor (dB/m) + Cable Loss (dB) – Preamplifier(dB) + 20dB Attenuation.
3. Measurement (dBuV/m) = Reading(dBuV) + C.F (Correction Factor).
4. The emission levels of other frequencies are very lower than the limit and not show in test report.

EUT	AX3000 Wi-Fi 6 Portable Router	Date of Test	2024-08-29
Factor	BBHA 9120D	Temp. / Humidity	23°C /59%
Polarity	Vertical	Site / Test Engineer	AC1 / Todd
Test Mode	802.11ac-80MHz_TX_Band3_CH 106_ANT 1+2+3	Test Voltage	AC 120V/60Hz

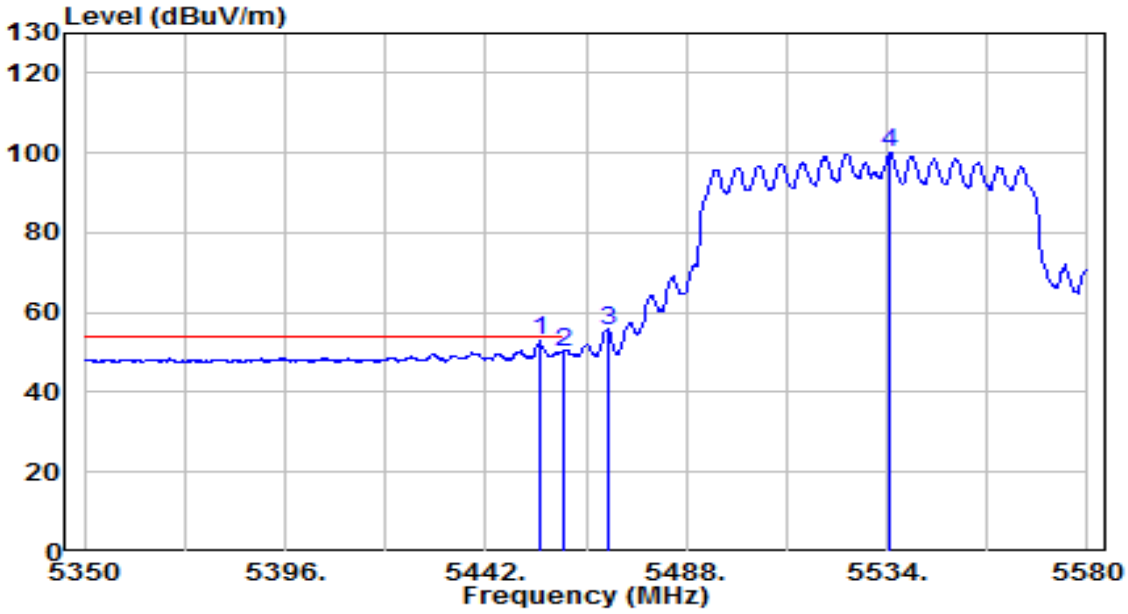

No		Frequency (MHz)	Reading (dBuV)	C.F (dB/m)	Measurement (dBuV/m)	Margin (dB)	Limit (dBuV/m)	Height (cm)	Angle (deg)	Remark (QP/PK/AV)
1	*	5454.420	48.22	4.71	52.92	-1.08	54.00	100	155	Average
2		5460.000	45.49	4.71	50.20	-3.80	54.00	100	155	Average
3		5470.000	50.81	4.73	55.54	N/A	N/A	100	155	Average
4		5534.690	95.05	4.89	99.94	N/A	N/A	100	155	Average

Note:

1. " *", means this data is the worst emission level.
2. C.F (Correction Factor) = Antenna Factor (dB/m) + Cable Loss (dB) – Preamplifier(dB) + 20dB Attenuation.
3. Measurement (dBuV/m) = Reading(dBuV) + C.F (Correction Factor).
4. The emission levels of other frequencies are very lower than the limit and not show in test report.

EUT	AX3000 Wi-Fi 6 Portable Router	Date of Test	2024-08-29
Factor	BBHA 9120D	Temp. / Humidity	25°C /60%
Polarity	Horizontal	Site / Test Engineer	AC1 / Todd
Test Mode	802.11ac-80MHz_TX_Band4_CH 155_ANT 1+2+3	Test Voltage	AC 120V/60Hz

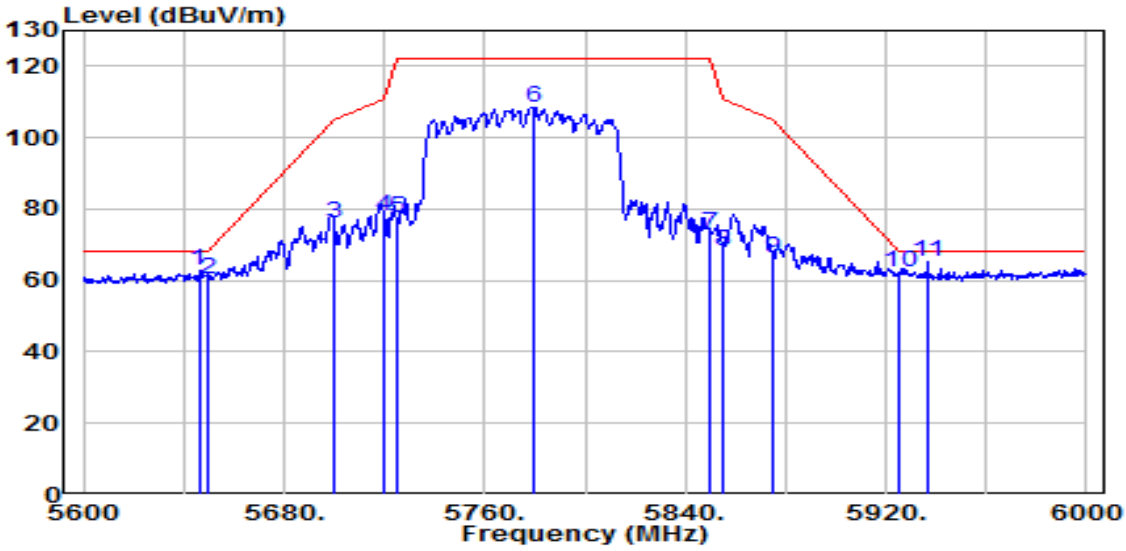

No		Frequency (MHz)	Reading (dBuV)	C.F (dB/m)	Measurement (dBuV/m)	Margin (dB)	Limit (dBuV/m)	Height (cm)	Angle (deg)	Remark (QP/PK/AV)
1		5646.000	57.69	5.26	62.95	-5.25	68.20	100	95	Peak
2		5650.000	55.27	5.27	60.54	-7.66	68.20	100	95	Peak
3		5700.000	70.76	5.44	76.20	-29.00	105.20	100	95	Peak
4		5720.000	72.72	5.51	78.23	-32.57	110.80	100	95	Peak
5		5725.000	71.77	5.53	77.30	-44.90	122.20	100	95	Peak
6		5779.600	102.89	5.71	108.59	N/A	N/A	100	95	Peak
7		5850.000	66.94	5.95	72.88	-49.32	122.20	100	95	Peak
8		5855.000	62.21	5.96	68.18	-42.62	110.80	100	95	Peak
9		5875.000	60.43	6.03	66.46	-38.74	105.20	100	95	Peak
10		5925.000	56.16	6.20	62.36	-5.84	68.20	100	95	Peak
11	*	5936.800	58.96	6.24	65.20	-3.00	68.20	100	95	Peak

Note:

1. " *", means this data is the worst emission level.
2. C.F (Correction Factor) = Antenna Factor (dB/m) + Cable Loss (dB) – Preamplifier(dB) + 20dB Attenuation.
3. Measurement (dBuV/m) = Reading(dBuV) + C.F (Correction Factor).
4. The emission levels of other frequencies are very lower than the limit and not show in test report.

EUT	AX3000 Wi-Fi 6 Portable Router	Date of Test	2024-08-29
Factor	BBHA 9120D	Temp. / Humidity	25°C /60%
Polarity	Vertical	Site / Test Engineer	AC1 / Todd
Test Mode	802.11ac-80MHz_TX_Band4_CH 155_ANT 1+2+3	Test Voltage	AC 120V/60Hz

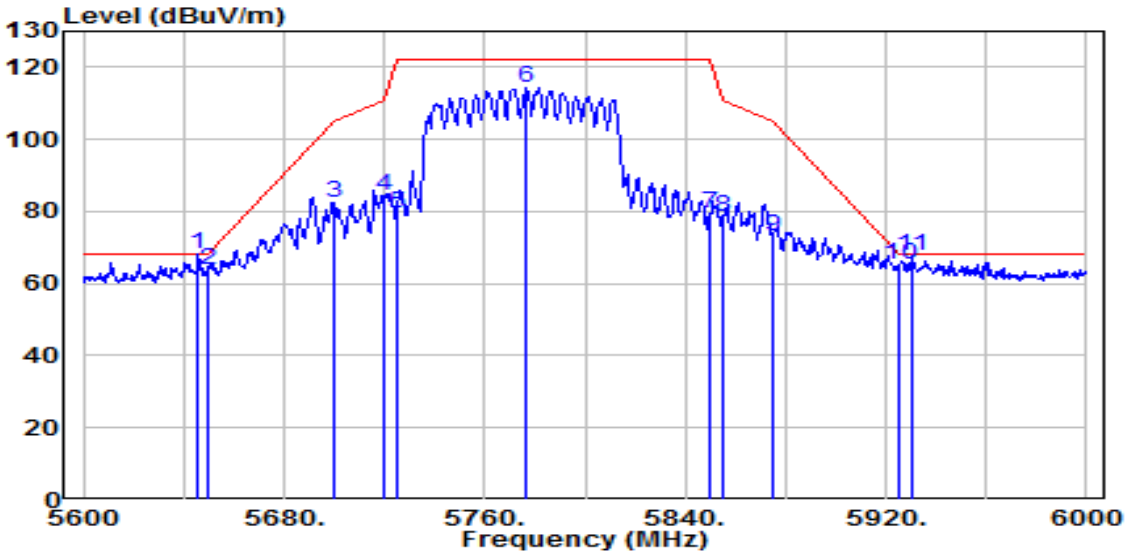

No		Frequency (MHz)	Reading (dBuV)	C.F (dB/m)	Measurement (dBuV/m)	Margin (dB)	Limit (dBuV/m)	Height (cm)	Angle (deg)	Remark (QP/PK/AV)
1	*	5645.600	62.70	5.26	67.96	-0.24	68.20	100	145	Peak
2		5650.000	58.59	5.27	63.86	-4.34	68.20	100	145	Peak
3		5700.000	77.22	5.44	82.66	-22.54	105.20	100	145	Peak
4		5720.000	78.62	5.51	84.13	-26.67	110.80	100	145	Peak
5		5725.000	74.19	5.53	79.72	-42.48	122.20	100	145	Peak
6		5776.800	108.71	5.70	114.41	N/A	N/A	100	145	Peak
7		5850.000	73.48	5.95	79.43	-42.77	122.20	100	145	Peak
8		5855.000	72.53	5.96	78.49	-32.31	110.80	100	145	Peak
9		5875.000	67.05	6.03	73.08	-32.12	105.20	100	145	Peak
10		5925.000	59.17	6.20	65.36	-2.84	68.20	100	145	Peak
11		5930.000	61.68	6.21	67.89	-0.31	68.20	100	145	Peak

Note:

1. " *", means this data is the worst emission level.
2. C.F (Correction Factor) = Antenna Factor (dB/m) + Cable Loss (dB) – Preamplifier(dB) + 20dB Attenuation.
3. Measurement (dBuV/m) = Reading(dBuV) + C.F (Correction Factor).
4. The emission levels of other frequencies are very lower than the limit and not show in test report.

EUT	AX3000 Wi-Fi 6 Portable Router	Date of Test	2024-08-29
Factor	BBHA 9120D	Temp. / Humidity	25°C /60%
Polarity	Horizontal	Site / Test Engineer	AC1 / Todd
Test Mode	802.11ac-160MHz_TX_Band1,2_CH 50_ANT 1+2+3	Test Voltage	AC 120V/60Hz

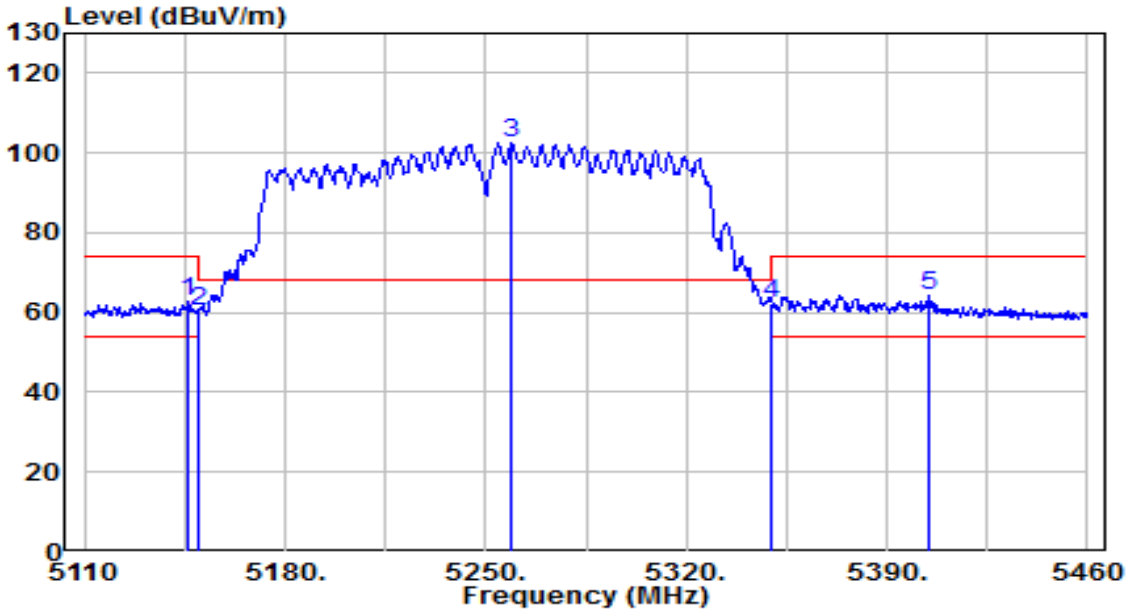

No		Frequency (MHz)	Reading (dBuV)	C.F (dB/m)	Measurement (dBuV/m)	Margin (dB)	Limit (dBuV/m)	Height (cm)	Angle (deg)	Remark (QP/PK/AV)
1		5146.400	58.72	4.27	62.98	-11.02	74.00	230	100	Peak
2		5150.000	55.89	4.27	60.17	-13.83	74.00	230	100	Peak
3		5259.100	98.00	4.43	102.43	N/A	N/A	230	100	Peak
4	*	5350.000	57.62	4.56	62.18	-6.02	68.20	230	100	Peak
5		5404.700	59.66	4.63	64.30	-9.70	74.00	230	100	Peak

Note:

1. " *", means this data is the worst emission level.
2. C.F (Correction Factor) = Antenna Factor (dB/m) + Cable Loss (dB) – Preamplifier(dB) + 20dB Attenuation.
3. Measurement (dBuV/m) = Reading(dBuV) + C.F (Correction Factor).
4. The emission levels of other frequencies are very lower than the limit and not show in test report.

EUT	AX3000 Wi-Fi 6 Portable Router	Date of Test	2024-08-29
Factor	BBHA 9120D	Temp. / Humidity	25°C /60%
Polarity	Horizontal	Site / Test Engineer	AC1 / Todd
Test Mode	802.11ac-160MHz_TX_Band1,2_CH 50_ANT 1+2+3	Test Voltage	AC 120V/60Hz

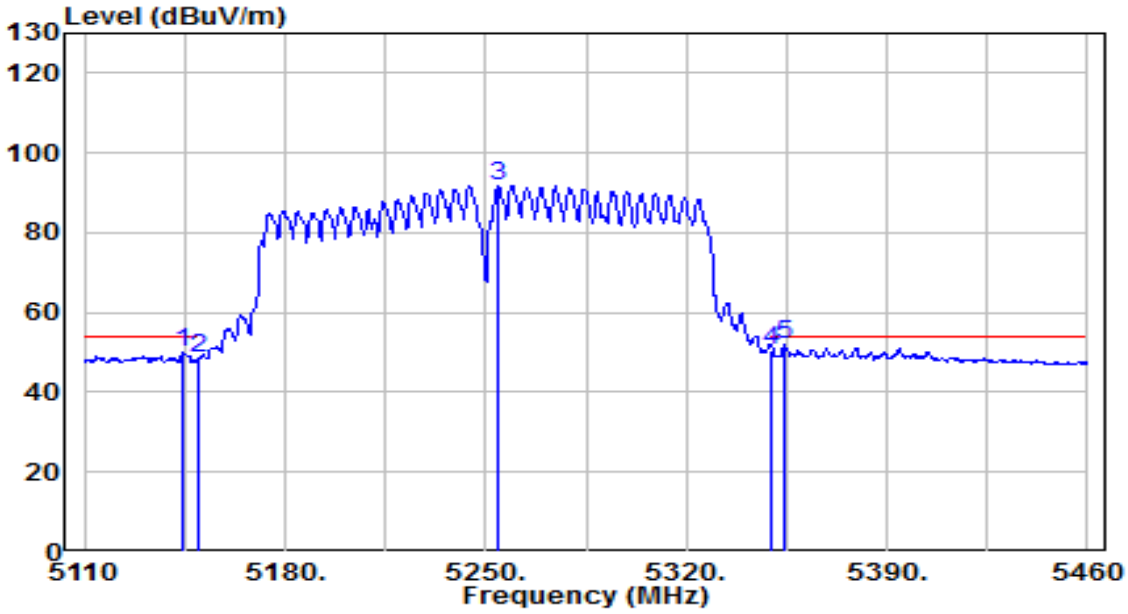

No		Frequency (MHz)	Reading (dBuV)	C.F (dB/m)	Measurement (dBuV/m)	Margin (dB)	Limit (dBuV/m)	Height (cm)	Angle (deg)	Remark (QP/PK/AV)
1		5144.300	45.58	4.26	49.85	-4.15	54.00	230	100	Average
2		5150.000	44.34	4.27	48.62	-5.38	54.00	230	100	Average
3		5254.200	87.45	4.42	91.88	N/A	N/A	230	100	Average
4		5350.000	45.99	4.56	50.55	-3.45	54.00	230	100	Average
5	*	5354.650	47.64	4.56	52.20	-1.80	54.00	230	100	Average

Note:

1. " *", means this data is the worst emission level.
2. C.F (Correction Factor) = Antenna Factor (dB/m) + Cable Loss (dB) – Preamplifier(dB) + 20dB Attenuation.
3. Measurement (dBuV/m) = Reading(dBuV) + C.F (Correction Factor).
4. The emission levels of other frequencies are very lower than the limit and not show in test report.

EUT	AX3000 Wi-Fi 6 Portable Router	Date of Test	2024-08-29
Factor	BBHA 9120D	Temp. / Humidity	25°C /60%
Polarity	Vertical	Site / Test Engineer	AC1 / Todd
Test Mode	802.11ac-160MHz_TX_Band1,2_CH 50_ANT 1+2+3	Test Voltage	AC 120V/60Hz

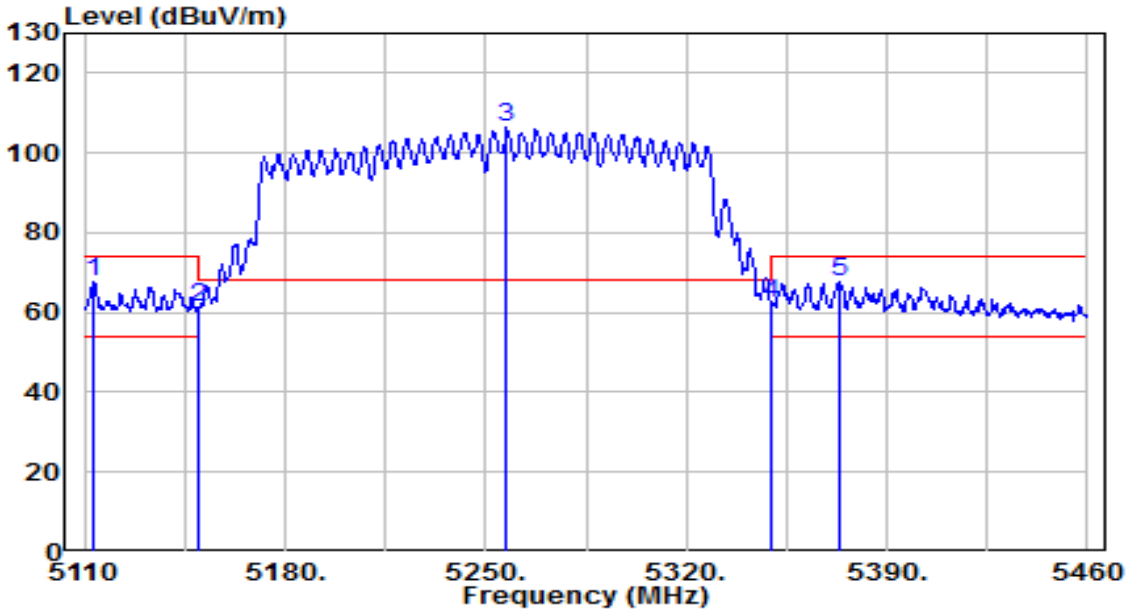

No		Frequency (MHz)	Reading (dBuV)	C.F (dB/m)	Measurement (dBuV/m)	Margin (dB)	Limit (dBuV/m)	Height (cm)	Angle (deg)	Remark (QP/PK/AV)
1		5113.500	63.25	4.22	67.47	-6.53	74.00	105	115	Peak
2		5150.000	56.82	4.27	61.10	-12.90	74.00	105	115	Peak
3		5257.350	102.04	4.43	106.46	N/A	N/A	105	115	Peak
4	*	5350.000	57.63	4.56	62.19	-6.01	68.20	105	115	Peak
5		5373.550	62.96	4.59	67.55	-6.45	74.00	105	115	Peak

Note:

1. " *", means this data is the worst emission level.
2. C.F (Correction Factor) = Antenna Factor (dB/m) + Cable Loss (dB) – Preamplifier(dB) + 20dB Attenuation.
3. Measurement (dBuV/m) = Reading(dBuV) + C.F (Correction Factor).
4. The emission levels of other frequencies are very lower than the limit and not show in test report.

EUT	AX3000 Wi-Fi 6 Portable Router	Date of Test	2024-08-29
Factor	BBHA 9120D	Temp. / Humidity	25°C /60%
Polarity	Vertical	Site / Test Engineer	AC1 / Todd
Test Mode	802.11ac-160MHz_TX_Band1,2_CH 50_ANT 1+2+3	Test Voltage	AC 120V/60Hz

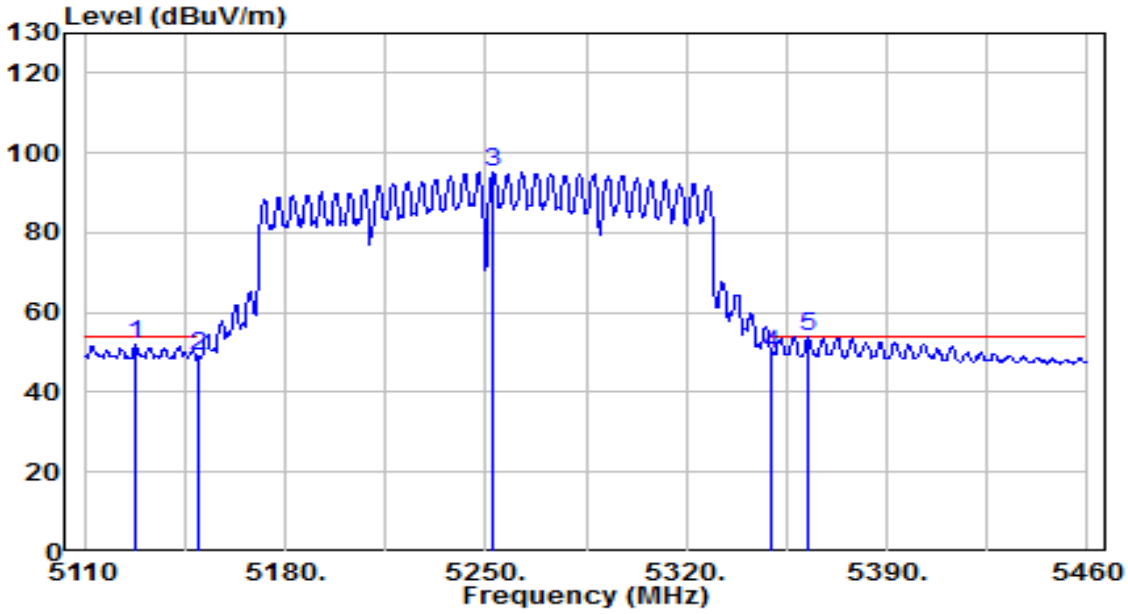

No		Frequency (MHz)	Reading (dBuV)	C.F (dB/m)	Measurement (dBuV/m)	Margin (dB)	Limit (dBuV/m)	Height (cm)	Angle (deg)	Remark (QP/PK/AV)
1		5127.850	47.86	4.24	52.10	-1.90	54.00	105	115	Average
2		5150.000	44.80	4.27	49.07	-4.93	54.00	105	115	Average
3		5252.800	90.89	4.42	95.31	N/A	N/A	105	115	Average
4		5350.000	45.23	4.56	49.78	-4.22	54.00	105	115	Average
5	*	5362.700	49.28	4.58	53.86	-0.14	54.00	105	115	Average

Note:

1. " *", means this data is the worst emission level.
2. C.F (Correction Factor) = Antenna Factor (dB/m) + Cable Loss (dB) – Preamplifier(dB) + 20dB Attenuation.
3. Measurement (dBuV/m) = Reading(dBuV) + C.F (Correction Factor).
4. The emission levels of other frequencies are very lower than the limit and not show in test report.

EUT	AX3000 Wi-Fi 6 Portable Router	Date of Test	2024-08-29
Factor	BBHA 9120D	Temp. / Humidity	23°C /59%
Polarity	Horizontal	Site / Test Engineer	AC1 / Todd
Test Mode	802.11ac-160MHz_TX_Band3_CH 114_ANT 1+2+3	Test Voltage	AC 120V/60Hz

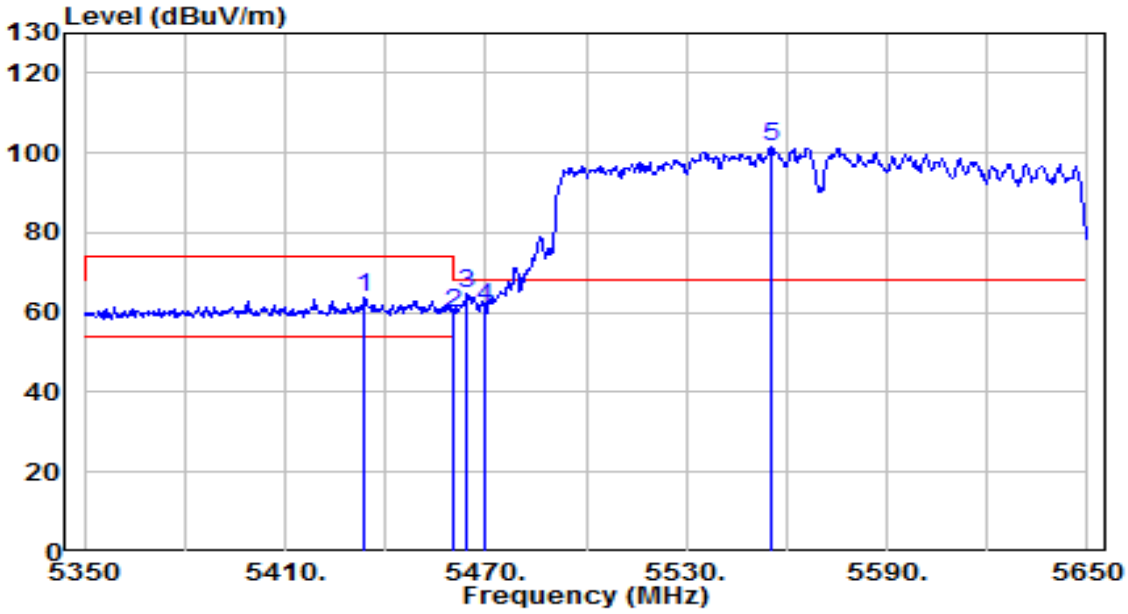

No		Frequency (MHz)	Reading (dBuV)	C.F (dB/m)	Measurement (dBuV/m)	Margin (dB)	Limit (dBuV/m)	Height (cm)	Angle (deg)	Remark (QP/PK/AV)
1		5433.700	59.04	4.68	63.72	-10.28	74.00	130	95	Peak
2		5460.000	54.97	4.71	59.68	-8.52	68.20	130	95	Peak
3	*	5464.300	59.89	4.72	64.60	-3.60	68.20	130	95	Peak
4		5470.000	56.46	4.73	61.19	-7.01	68.20	130	95	Peak
5		5555.200	96.36	4.96	101.31	N/A	N/A	130	95	Peak

Note:

1. " *", means this data is the worst emission level.
2. C.F (Correction Factor) = Antenna Factor (dB/m) + Cable Loss (dB) – Preamplifier(dB) + 20dB Attenuation.
3. Measurement (dBuV/m) = Reading(dBuV) + C.F (Correction Factor).
4. The emission levels of other frequencies are very lower than the limit and not show in test report.

EUT	AX3000 Wi-Fi 6 Portable Router	Date of Test	2024-08-29
Factor	BBHA 9120D	Temp. / Humidity	23°C /59%
Polarity	Horizontal	Site / Test Engineer	AC1 / Todd
Test Mode	802.11ac-160MHz_TX_Band3_CH 114_ANT 1+2+3	Test Voltage	AC 120V/60Hz

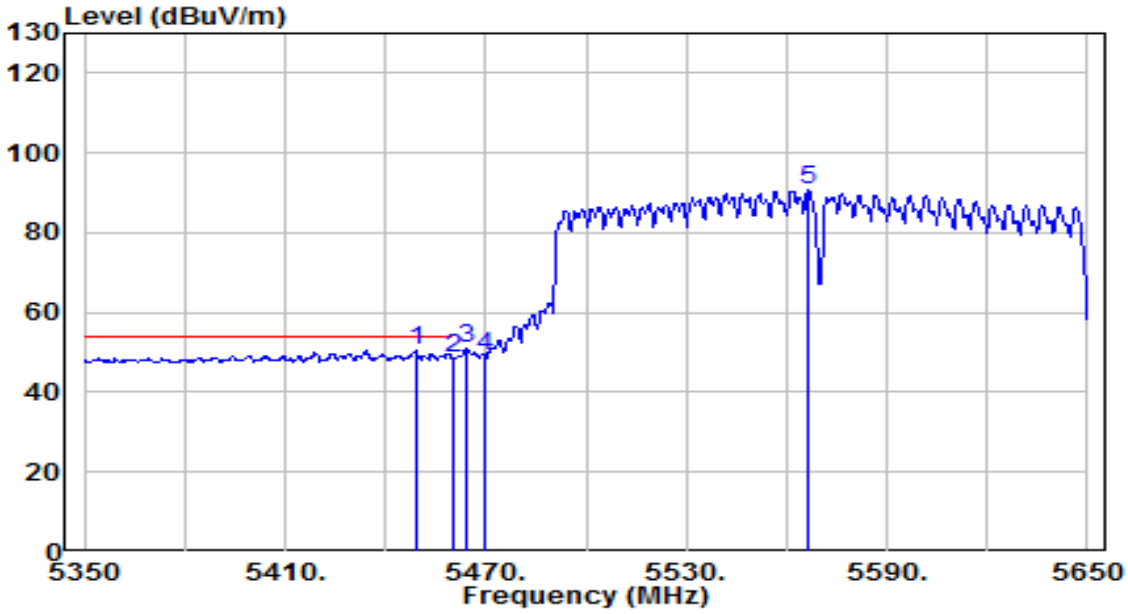

No		Frequency (MHz)	Reading (dBuV)	C.F (dB/m)	Measurement (dBuV/m)	Margin (dB)	Limit (dBuV/m)	Height (cm)	Angle (deg)	Remark (QP/PK/AV)
1	*	5449.000	45.81	4.70	50.51	-3.49	54.00	130	95	Average
2		5460.000	43.72	4.71	48.43	-5.57	54.00	130	95	Average
3		5464.300	46.12	4.72	50.84	N/A	N/A	130	95	Average
4		5470.000	44.29	4.73	49.01	N/A	N/A	130	95	Average
5		5566.600	85.64	4.99	90.63	N/A	N/A	130	95	Average

Note:

1. " *", means this data is the worst emission level.
2. C.F (Correction Factor) = Antenna Factor (dB/m) + Cable Loss (dB) – Preamplifier(dB) + 20dB Attenuation.
3. Measurement (dBuV/m) = Reading(dBuV) + C.F (Correction Factor).
4. The emission levels of other frequencies are very lower than the limit and not show in test report.

EUT	AX3000 Wi-Fi 6 Portable Router	Date of Test	2024-08-29
Factor	BBHA 9120D	Temp. / Humidity	23°C /59%
Polarity	Vertical	Site / Test Engineer	AC1 / Todd
Test Mode	802.11ac-160MHz_TX_Band3_CH 114_ANT 1+2+3	Test Voltage	AC 120V/60Hz

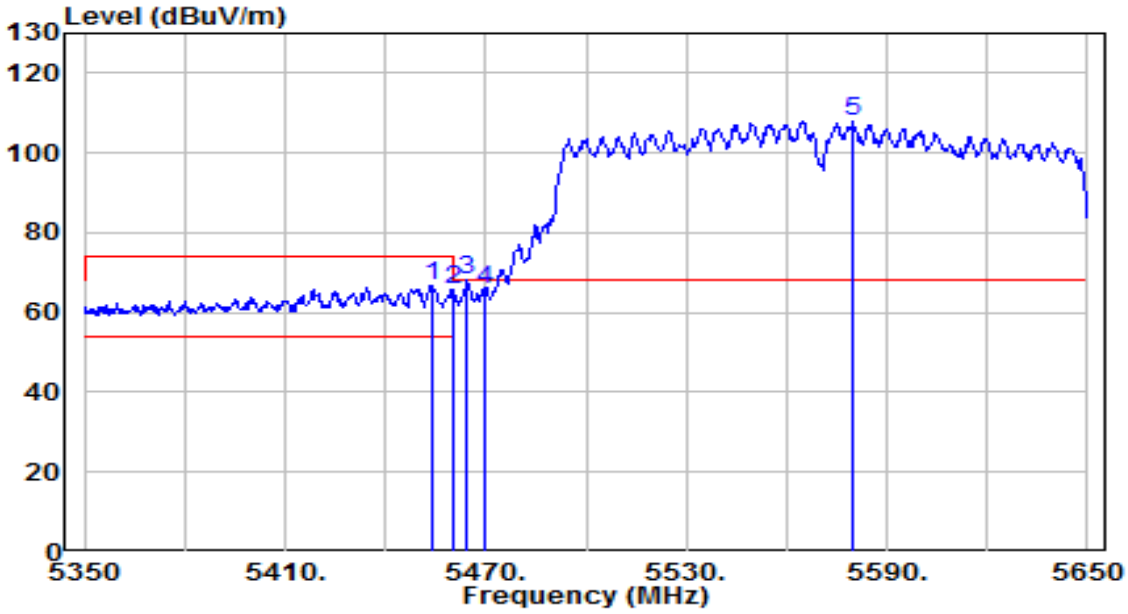

No		Frequency (MHz)	Reading (dBuV)	C.F (dB/m)	Measurement (dBuV/m)	Margin (dB)	Limit (dBuV/m)	Height (cm)	Angle (deg)	Remark (QP/PK/AV)
1		5454.100	62.00	4.70	66.71	-7.29	74.00	100	155	Peak
2		5460.000	61.17	4.71	65.88	-2.32	68.20	100	155	Peak
3	*	5464.300	63.23	4.72	67.95	-0.25	68.20	100	155	Peak
4		5470.000	61.18	4.73	65.91	-2.29	68.20	100	155	Peak
5		5580.100	102.92	5.04	107.96	N/A	N/A	100	155	Peak

Note:

1. " *", means this data is the worst emission level.
2. C.F (Correction Factor) = Antenna Factor (dB/m) + Cable Loss (dB) – Preamplifier(dB) + 20dB Attenuation.
3. Measurement (dBuV/m) = Reading(dBuV) + C.F (Correction Factor).
4. The emission levels of other frequencies are very lower than the limit and not show in test report.

EUT	AX3000 Wi-Fi 6 Portable Router	Date of Test	2024-08-29
Factor	BBHA 9120D	Temp. / Humidity	23°C /59%
Polarity	Vertical	Site / Test Engineer	AC1 / Todd
Test Mode	802.11ac-160MHz_TX_Band3_CH 114_ANT 1+2+3	Test Voltage	AC 120V/60Hz

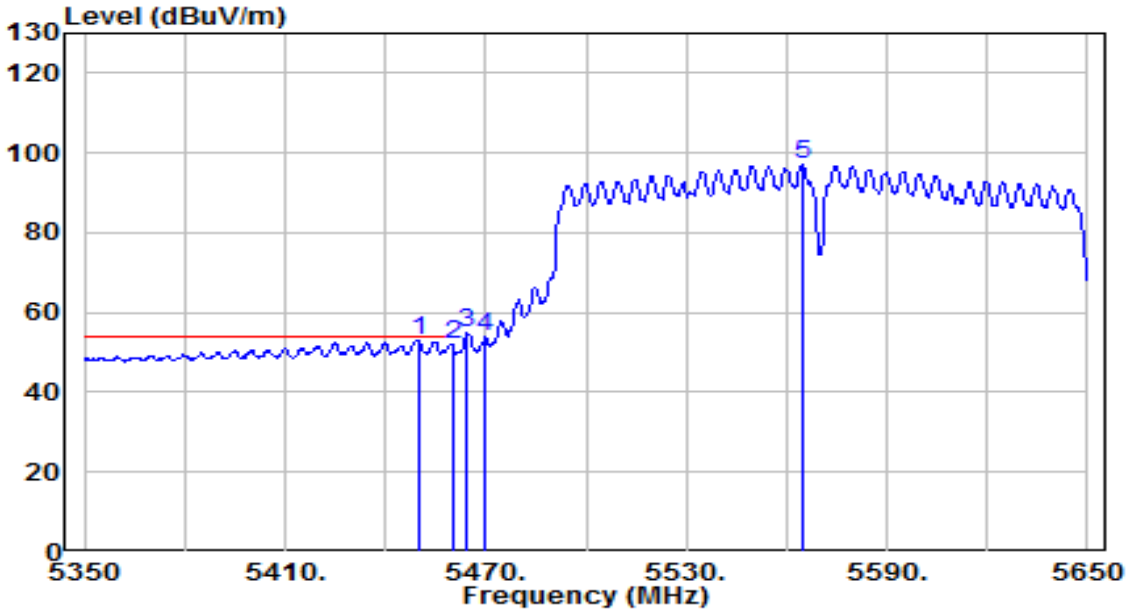

No		Frequency (MHz)	Reading (dBuV)	C.F (dB/m)	Measurement (dBuV/m)	Margin (dB)	Limit (dBuV/m)	Height (cm)	Angle (deg)	Remark (QP/PK/AV)
1	*	5449.900	48.48	4.70	53.18	-0.82	54.00	100	155	Average
2		5460.000	47.22	4.71	51.93	-2.07	54.00	100	155	Average
3		5464.300	50.12	4.72	54.84	N/A	N/A	100	155	Average
4		5470.000	49.20	4.73	53.93	N/A	N/A	100	155	Average
5		5564.500	92.10	4.99	97.09	N/A	N/A	100	155	Average

Note:

1. " *", means this data is the worst emission level.
2. C.F (Correction Factor) = Antenna Factor (dB/m) + Cable Loss (dB) – Preamplifier(dB) + 20dB Attenuation.
3. Measurement (dBuV/m) = Reading(dBuV) + C.F (Correction Factor).
4. The emission levels of other frequencies are very lower than the limit and not show in test report.

EUT	AX3000 Wi-Fi 6 Portable Router	Date of Test	2024-08-29
Factor	BBHA 9120D	Temp. / Humidity	25°C /60%
Polarity	Horizontal	Site / Test Engineer	AC1 / Todd
Test Mode	802.11ax-20MHz_TX_Band1_CH 36_ANT 1+2+3	Test Voltage	AC 120V/60Hz

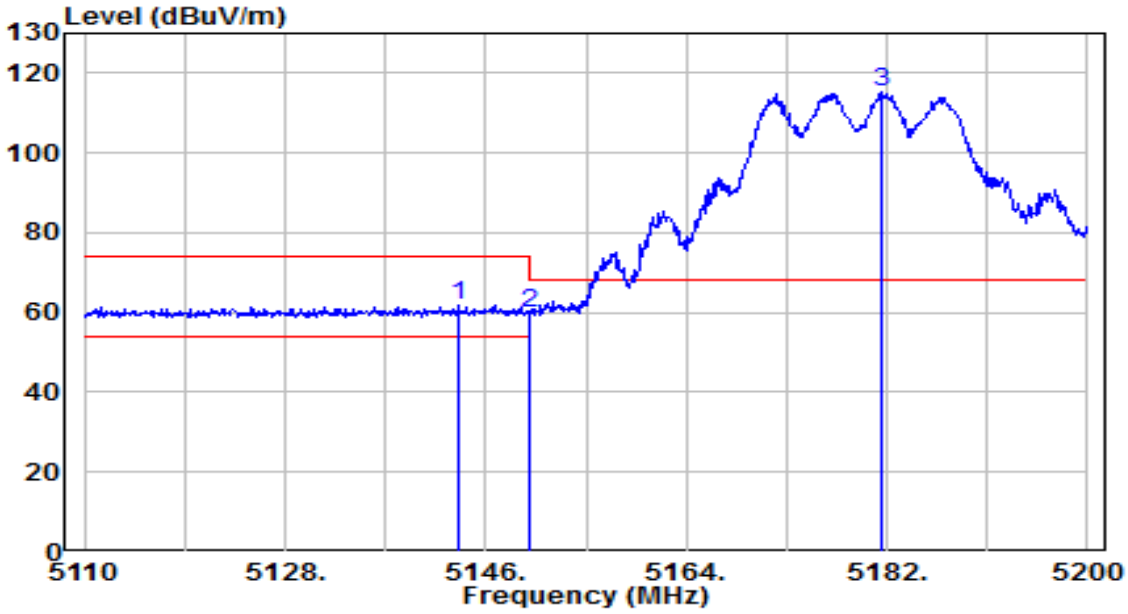

No		Frequency (MHz)	Reading (dBuV)	C.F (dB/m)	Measurement (dBuV/m)	Margin (dB)	Limit (dBuV/m)	Height (cm)	Angle (deg)	Remark (QP/PK/AV)
1	*	5143.570	57.51	4.26	61.77	-12.23	74.00	105	230	Peak
2		5150.000	55.70	4.27	59.98	-14.02	74.00	105	230	Peak
3		5181.460	110.95	4.32	115.27	N/A	N/A	105	230	Peak

Note:

1. " *", means this data is the worst emission level.
2. C.F (Correction Factor) = Antenna Factor (dB/m) + Cable Loss (dB) – Preamplifier(dB) + 20dB Attenuation.
3. Measurement (dBuV/m) = Reading(dBuV) + C.F (Correction Factor).
4. The emission levels of other frequencies are very lower than the limit and not show in test report.

EUT	AX3000 Wi-Fi 6 Portable Router	Date of Test	2024-08-29
Factor	BBHA 9120D	Temp. / Humidity	25°C /60%
Polarity	Horizontal	Site / Test Engineer	AC1 / Todd
Test Mode	802.11ax-20MHz_TX_Band1_CH 36_ANT 1+2+3	Test Voltage	AC 120V/60Hz

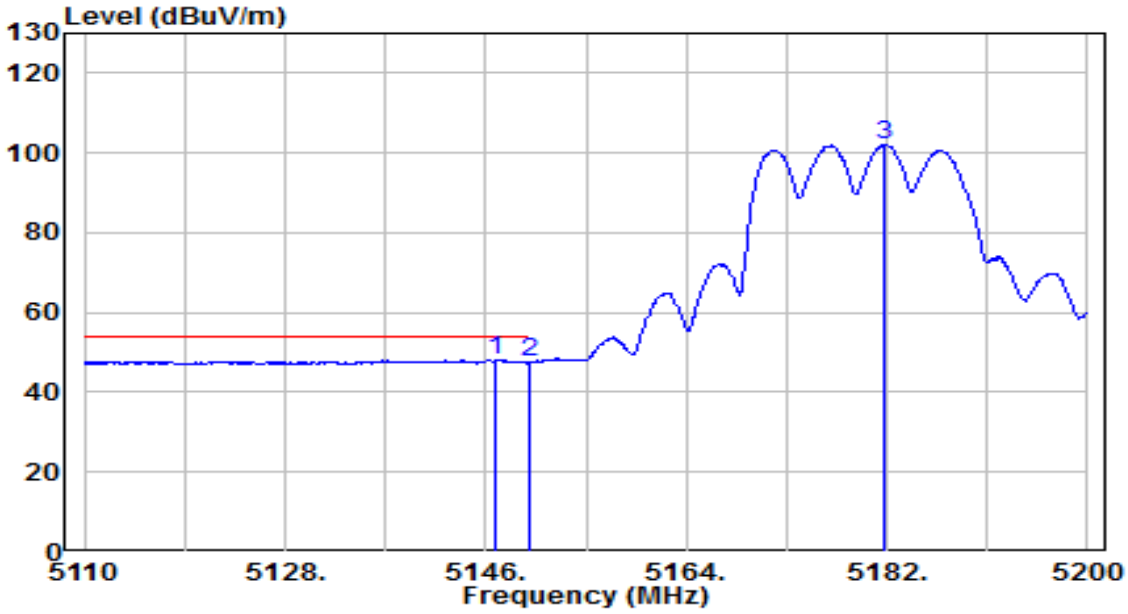

No		Frequency (MHz)	Reading (dBuV)	C.F (dB/m)	Measurement (dBuV/m)	Margin (dB)	Limit (dBuV/m)	Height (cm)	Angle (deg)	Remark (QP/PK/AV)
1	*	5146.900	43.84	4.27	48.11	-5.89	54.00	105	230	Average
2		5150.000	43.24	4.27	47.51	-6.49	54.00	105	230	Average
3		5181.820	97.67	4.32	101.98	N/A	N/A	105	230	Average

Note:

1. " *", means this data is the worst emission level.
2. C.F (Correction Factor) = Antenna Factor (dB/m) + Cable Loss (dB) – Preamplifier(dB) + 20dB Attenuation.
3. Measurement (dBuV/m) = Reading(dBuV) + C.F (Correction Factor).
4. The emission levels of other frequencies are very lower than the limit and not show in test report.

EUT	AX3000 Wi-Fi 6 Portable Router	Date of Test	2024-08-29
Factor	BBHA 9120D	Temp. / Humidity	25°C /60%
Polarity	Vertical	Site / Test Engineer	AC1 / Todd
Test Mode	802.11ax-20MHz_TX_Band1_CH 36_ANT 1+2+3	Test Voltage	AC 120V/60Hz

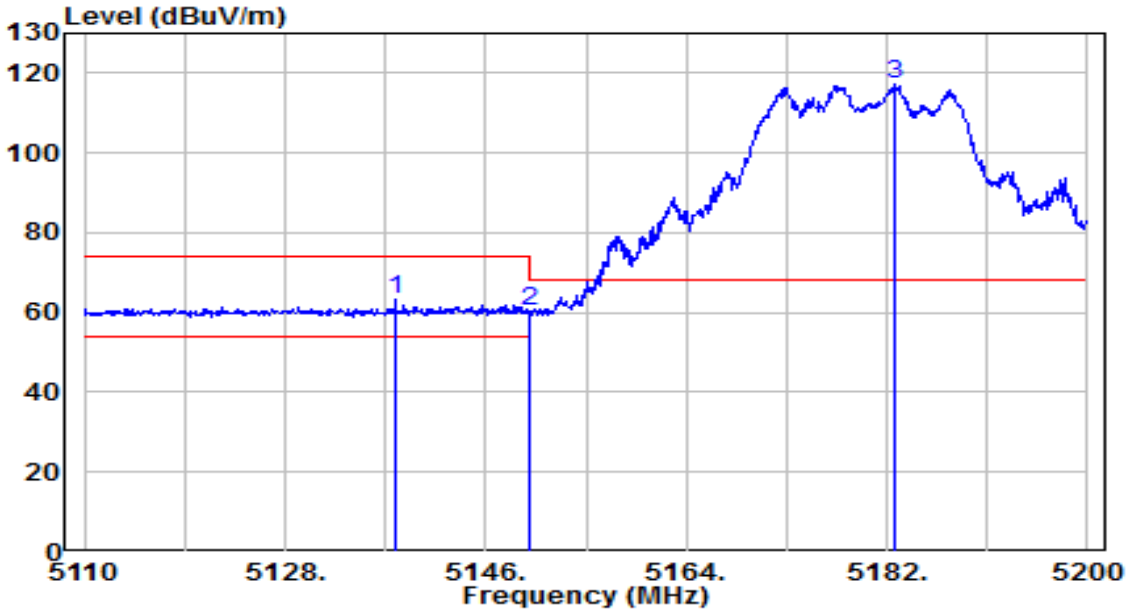

No		Frequency (MHz)	Reading (dBuV)	C.F (dB/m)	Measurement (dBuV/m)	Margin (dB)	Limit (dBuV/m)	Height (cm)	Angle (deg)	Remark (QP/PK/AV)
1	*	5137.900	58.92	4.26	63.18	-10.82	74.00	100	255	Peak
2		5150.000	55.96	4.27	60.23	-13.77	74.00	100	255	Peak
3		5182.720	112.94	4.32	117.26	N/A	N/A	100	255	Peak

Note:

1. " *", means this data is the worst emission level.
2. C.F (Correction Factor) = Antenna Factor (dB/m) + Cable Loss (dB) – Preamplifier(dB) + 20dB Attenuation.
3. Measurement (dBuV/m) = Reading(dBuV) + C.F (Correction Factor).
4. The emission levels of other frequencies are very lower than the limit and not show in test report.

EUT	AX3000 Wi-Fi 6 Portable Router	Date of Test	2024-08-29
Factor	BBHA 9120D	Temp. / Humidity	25°C /60%
Polarity	Vertical	Site / Test Engineer	AC1 / Todd
Test Mode	802.11ax-20MHz_TX_Band1_CH 36_ANT 1+2+3	Test Voltage	AC 120V/60Hz

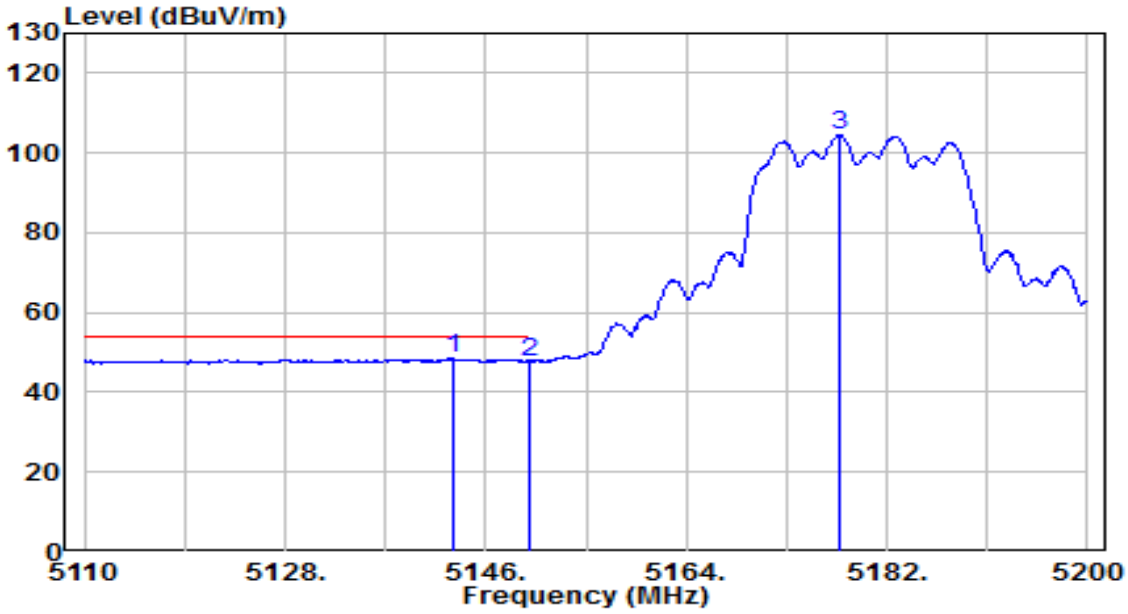

No		Frequency (MHz)	Reading (dBuV)	C.F (dB/m)	Measurement (dBuV/m)	Margin (dB)	Limit (dBuV/m)	Height (cm)	Angle (deg)	Remark (QP/PK/AV)
1	*	5143.210	44.12	4.26	48.38	-5.62	54.00	100	255	Average
2		5150.000	43.53	4.27	47.80	-6.20	54.00	100	255	Average
3		5177.770	100.18	4.31	104.49	N/A	N/A	100	255	Average

Note:

1. " *", means this data is the worst emission level.
2. C.F (Correction Factor) = Antenna Factor (dB/m) + Cable Loss (dB) – Preamplifier(dB) + 20dB Attenuation.
3. Measurement (dBuV/m) = Reading(dBuV) + C.F (Correction Factor).
4. The emission levels of other frequencies are very lower than the limit and not show in test report.

EUT	AX3000 Wi-Fi 6 Portable Router	Date of Test	2024-08-29
Factor	BBHA 9120D	Temp. / Humidity	25°C /60%
Polarity	Horizontal	Site / Test Engineer	AC1 / Todd
Test Mode	802.11ax-20MHz_TX_Band2_CH 64_ANT 1+2+3	Test Voltage	AC 120V/60Hz

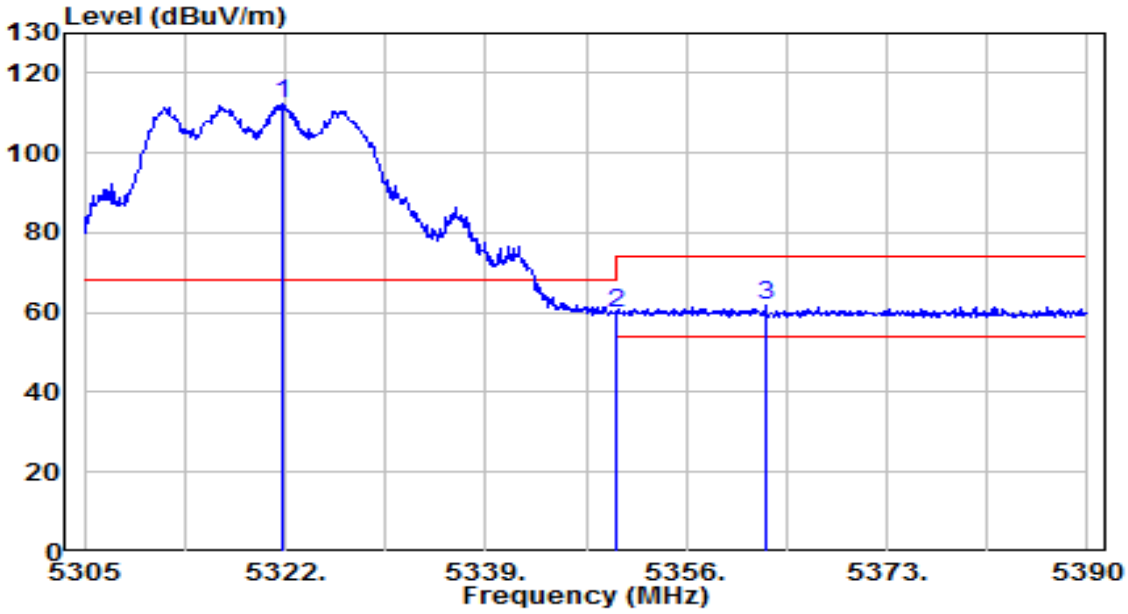

No		Frequency (MHz)	Reading (dBuV)	C.F (dB/m)	Measurement (dBuV/m)	Margin (dB)	Limit (dBuV/m)	Height (cm)	Angle (deg)	Remark (QP/PK/AV)
1		5321.745	107.64	4.52	112.15	N/A	N/A	245	100	Peak
2	*	5350.000	55.48	4.56	60.03	-8.17	68.20	245	100	Peak
3		5362.715	57.13	4.58	61.71	-12.29	74.00	245	100	Peak

Note:

1. " *", means this data is the worst emission level.
2. C.F (Correction Factor) = Antenna Factor (dB/m) + Cable Loss (dB) – Preamplifier(dB) + 20dB Attenuation.
3. Measurement (dBuV/m) = Reading(dBuV) + C.F (Correction Factor).
4. The emission levels of other frequencies are very lower than the limit and not show in test report.

EUT	AX3000 Wi-Fi 6 Portable Router	Date of Test	2024-08-29
Factor	BBHA 9120D	Temp. / Humidity	25°C /60%
Polarity	Horizontal	Site / Test Engineer	AC1 / Todd
Test Mode	802.11ax-20MHz_TX_Band2_CH 64_ANT 1+2+3	Test Voltage	AC 120V/60Hz

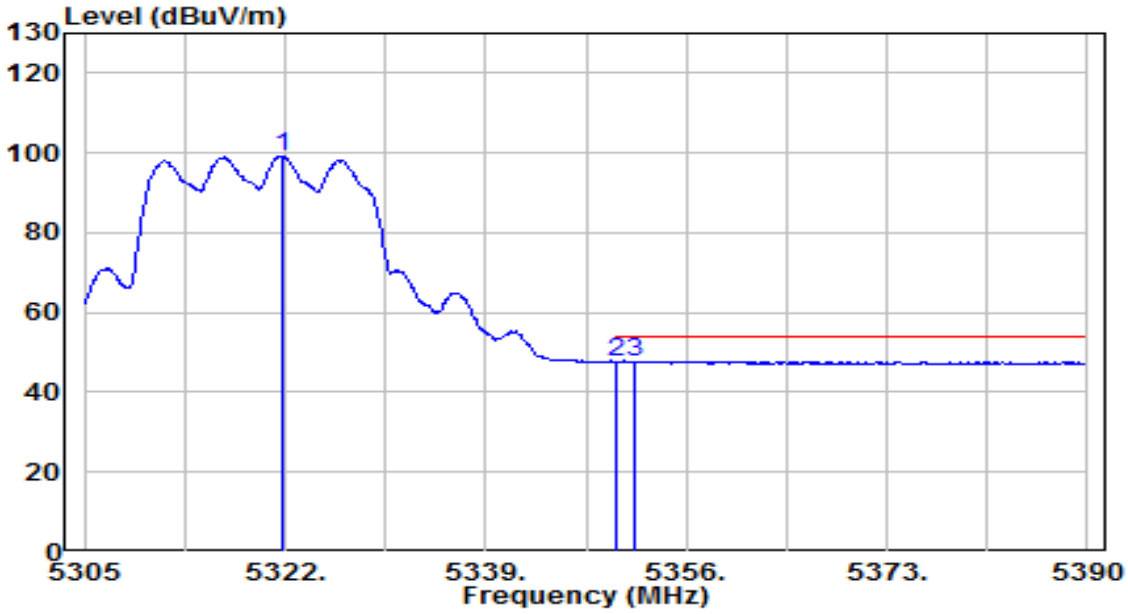

No		Frequency (MHz)	Reading (dBuV)	C.F (dB/m)	Measurement (dBuV/m)	Margin (dB)	Limit (dBuV/m)	Height (cm)	Angle (deg)	Remark (QP/PK/AV)
1		5321.745	94.77	4.52	99.28	N/A	N/A	245	100	Average
2		5350.000	43.00	4.56	47.56	-6.44	54.00	245	100	Average
3	*	5351.665	43.27	4.56	47.83	-6.17	54.00	245	100	Average

Note:

1. " *", means this data is the worst emission level.
2. C.F (Correction Factor) = Antenna Factor (dB/m) + Cable Loss (dB) – Preamplifier(dB) + 20dB Attenuation.
3. Measurement (dBuV/m) = Reading(dBuV) + C.F (Correction Factor).
4. The emission levels of other frequencies are very lower than the limit and not show in test report.

EUT	AX3000 Wi-Fi 6 Portable Router	Date of Test	2024-08-29
Factor	BBHA 9120D	Temp. / Humidity	25°C /60%
Polarity	Vertical	Site / Test Engineer	AC1 / Todd
Test Mode	802.11ax-20MHz_TX_Band2_CH 64_ANT 1+2+3	Test Voltage	AC 120V/60Hz

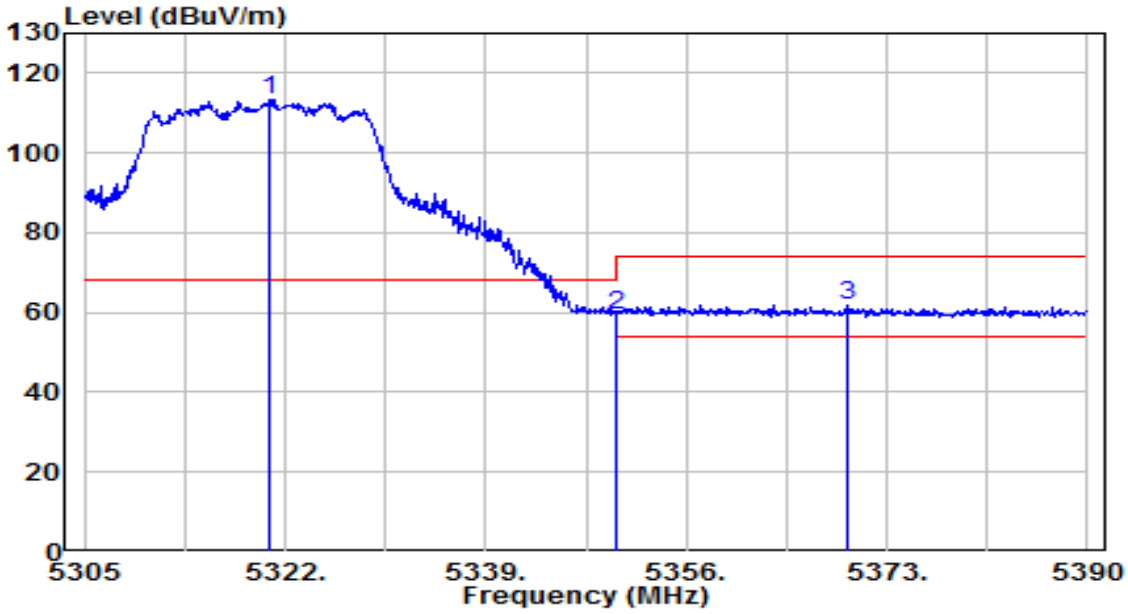

No		Frequency (MHz)	Reading (dBuV)	C.F (dB/m)	Measurement (dBuV/m)	Margin (dB)	Limit (dBuV/m)	Height (cm)	Angle (deg)	Remark (QP/PK/AV)
1		5320.640	109.02	4.52	113.53	N/A	N/A	125	255	Peak
2	*	5350.000	54.91	4.56	59.46	-8.74	68.20	125	255	Peak
3		5369.685	57.36	4.58	61.94	-12.06	74.00	125	255	Peak

Note:

1. " *", means this data is the worst emission level.
2. C.F (Correction Factor) = Antenna Factor (dB/m) + Cable Loss (dB) – Preamplifier(dB) + 20dB Attenuation.
3. Measurement (dBuV/m) = Reading(dBuV) + C.F (Correction Factor).
4. The emission levels of other frequencies are very lower than the limit and not show in test report.

EUT	AX3000 Wi-Fi 6 Portable Router	Date of Test	2024-08-29
Factor	BBHA 9120D	Temp. / Humidity	25°C /60%
Polarity	Vertical	Site / Test Engineer	AC1 / Todd
Test Mode	802.11ax-20MHz_TX_Band2_CH 64_ANT 1+2+3	Test Voltage	AC 120V/60Hz

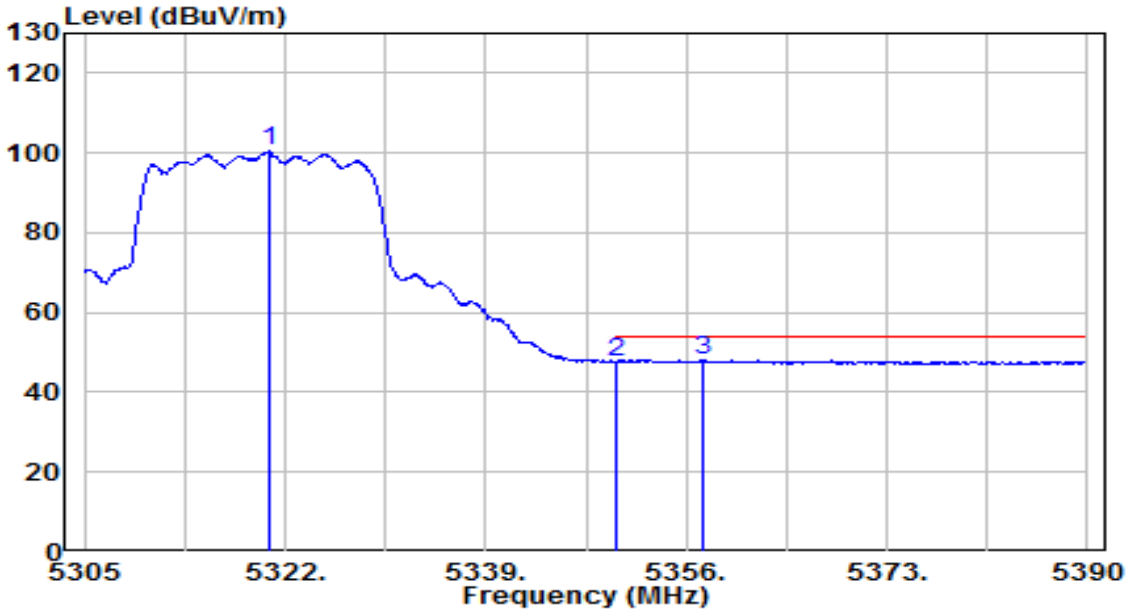

No		Frequency (MHz)	Reading (dBuV)	C.F (dB/m)	Measurement (dBuV/m)	Margin (dB)	Limit (dBuV/m)	Height (cm)	Angle (deg)	Remark (QP/PK/AV)
1		5320.640	95.91	4.52	100.43	N/A	N/A	125	255	Average
2		5350.000	42.97	4.56	47.53	-6.47	54.00	125	255	Average
3	*	5357.445	43.55	4.57	48.11	-5.89	54.00	125	255	Average

Note:

1. " *", means this data is the worst emission level.
2. C.F (Correction Factor) = Antenna Factor (dB/m) + Cable Loss (dB) – Preamplifier(dB) + 20dB Attenuation.
3. Measurement (dBuV/m) = Reading(dBuV) + C.F (Correction Factor).
4. The emission levels of other frequencies are very lower than the limit and not show in test report.

EUT	AX3000 Wi-Fi 6 Portable Router	Date of Test	2024-08-29
Factor	BBHA 9120D	Temp. / Humidity	23°C /59%
Polarity	Horizontal	Site / Test Engineer	AC1 / Todd
Test Mode	802.11ax-20MHz_TX_Band3_CH 100_ANT 1+2+3	Test Voltage	AC 120V/60Hz

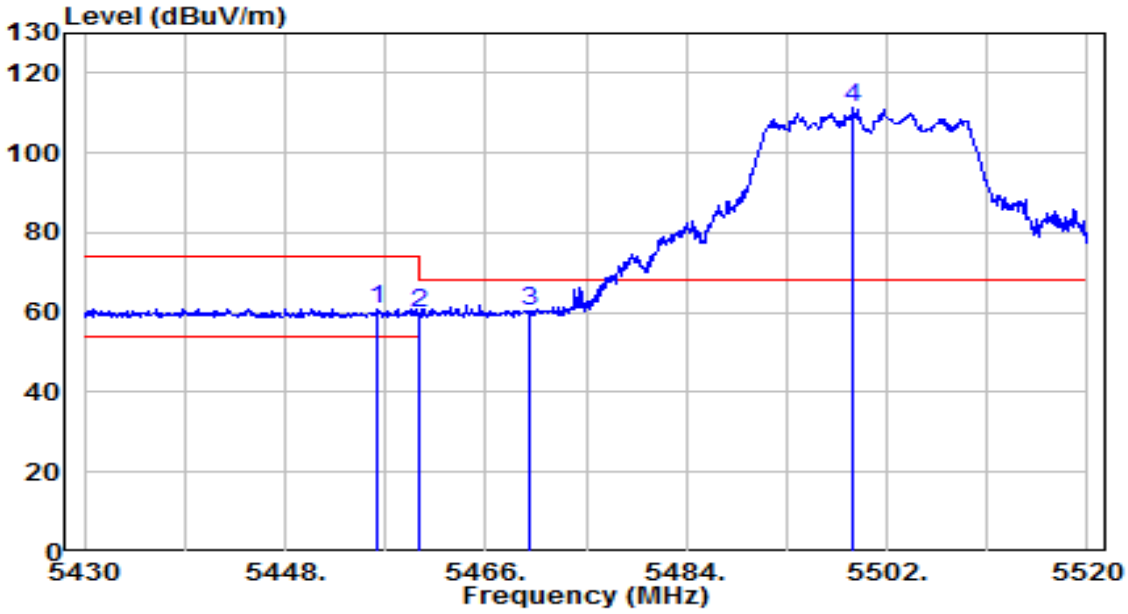

No		Frequency (MHz)	Reading (dBuV)	C.F (dB/m)	Measurement (dBuV/m)	Margin (dB)	Limit (dBuV/m)	Height (cm)	Angle (deg)	Remark (QP/PK/AV)
1		5456.280	56.35	4.71	61.05	-12.95	74.00	130	95	Peak
2		5460.000	55.19	4.71	59.90	-8.30	68.20	130	95	Peak
3	*	5470.000	55.74	4.73	60.47	-7.73	68.20	130	95	Peak
4		5498.940	106.38	4.77	111.15	N/A	N/A	130	95	Peak

Note:

1. " *", means this data is the worst emission level.
2. C.F (Correction Factor) = Antenna Factor (dB/m) + Cable Loss (dB) – Preamplifier(dB) + 20dB Attenuation.
3. Measurement (dBuV/m) = Reading(dBuV) + C.F (Correction Factor).
4. The emission levels of other frequencies are very lower than the limit and not show in test report.

EUT	AX3000 Wi-Fi 6 Portable Router	Date of Test	2024-08-29
Factor	BBHA 9120D	Temp. / Humidity	23°C /59%
Polarity	Horizontal	Site / Test Engineer	AC1 / Todd
Test Mode	802.11ax-20MHz_TX_Band3_CH 100_ANT 1+2+3	Test Voltage	AC 120V/60Hz

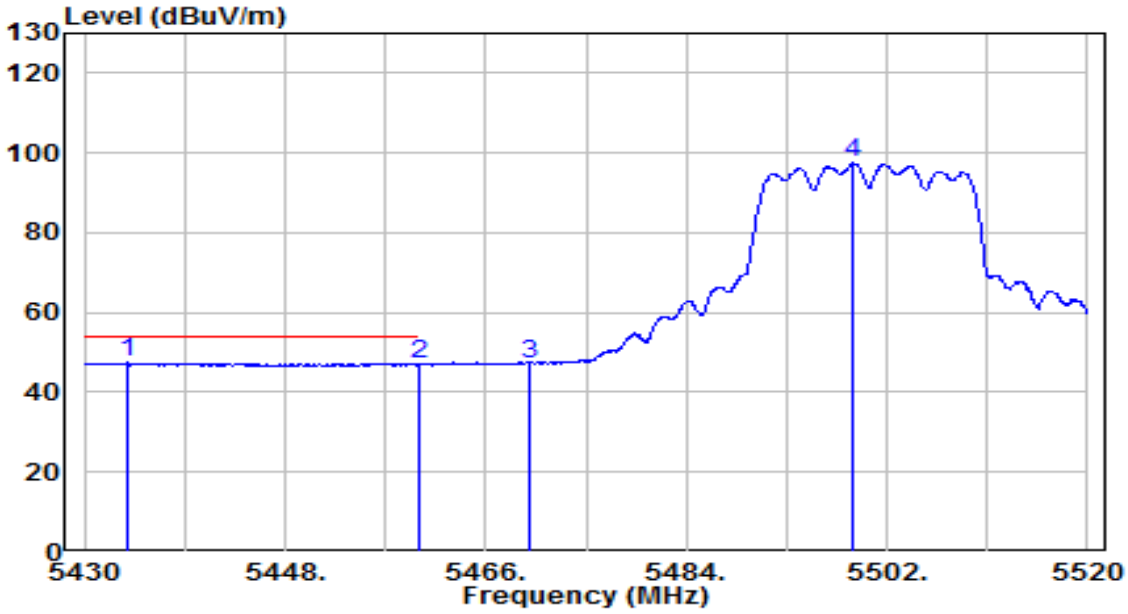

No		Frequency (MHz)	Reading (dBuV)	C.F (dB/m)	Measurement (dBuV/m)	Margin (dB)	Limit (dBuV/m)	Height (cm)	Angle (deg)	Remark (QP/PK/AV)
1	*	5433.870	42.72	4.68	47.40	-6.60	54.00	130	95	Average
2		5460.000	42.21	4.71	46.92	-7.08	54.00	130	95	Average
3		5470.000	42.60	4.73	47.33	N/A	N/A	130	95	Average
4		5499.030	92.65	4.77	97.42	N/A	N/A	130	95	Average

Note:

1. " *", means this data is the worst emission level.
2. C.F (Correction Factor) = Antenna Factor (dB/m) + Cable Loss (dB) – Preamplifier(dB) + 20dB Attenuation.
3. Measurement (dBuV/m) = Reading(dBuV) + C.F (Correction Factor).
4. The emission levels of other frequencies are very lower than the limit and not show in test report.

EUT	AX3000 Wi-Fi 6 Portable Router	Date of Test	2024-08-29
Factor	BBHA 9120D	Temp. / Humidity	23°C /59%
Polarity	Vertical	Site / Test Engineer	AC1 / Todd
Test Mode	802.11ax-20MHz_TX_Band3_CH 100_ANT 1+2+3	Test Voltage	AC 120V/60Hz

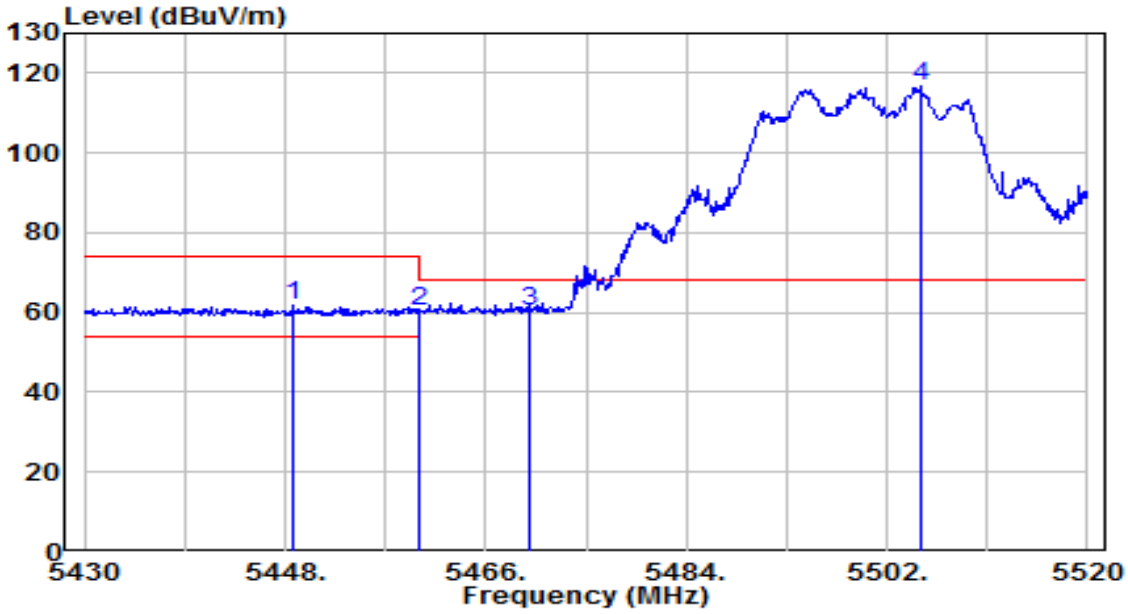

No		Frequency (MHz)	Reading (dBuV)	C.F (dB/m)	Measurement (dBuV/m)	Margin (dB)	Limit (dBuV/m)	Height (cm)	Angle (deg)	Remark (QP/PK/AV)
1		5448.720	57.03	4.70	61.73	-12.27	74.00	100	155	Peak
2		5460.000	55.43	4.71	60.15	-8.05	68.20	100	155	Peak
3	*	5470.000	55.60	4.73	60.33	-7.87	68.20	100	155	Peak
4		5505.060	111.92	4.79	116.71	N/A	N/A	100	155	Peak

Note:

1. " *", means this data is the worst emission level.
2. C.F (Correction Factor) = Antenna Factor (dB/m) + Cable Loss (dB) – Preamplifier(dB) + 20dB Attenuation.
3. Measurement (dBuV/m) = Reading(dBuV) + C.F (Correction Factor).
4. The emission levels of other frequencies are very lower than the limit and not show in test report.

EUT	AX3000 Wi-Fi 6 Portable Router	Date of Test	2024-08-29
Factor	BBHA 9120D	Temp. / Humidity	23°C /59%
Polarity	Vertical	Site / Test Engineer	AC1 / Todd
Test Mode	802.11ax-20MHz_TX_Band3_CH 100_ANT 1+2+3	Test Voltage	AC 120V/60Hz

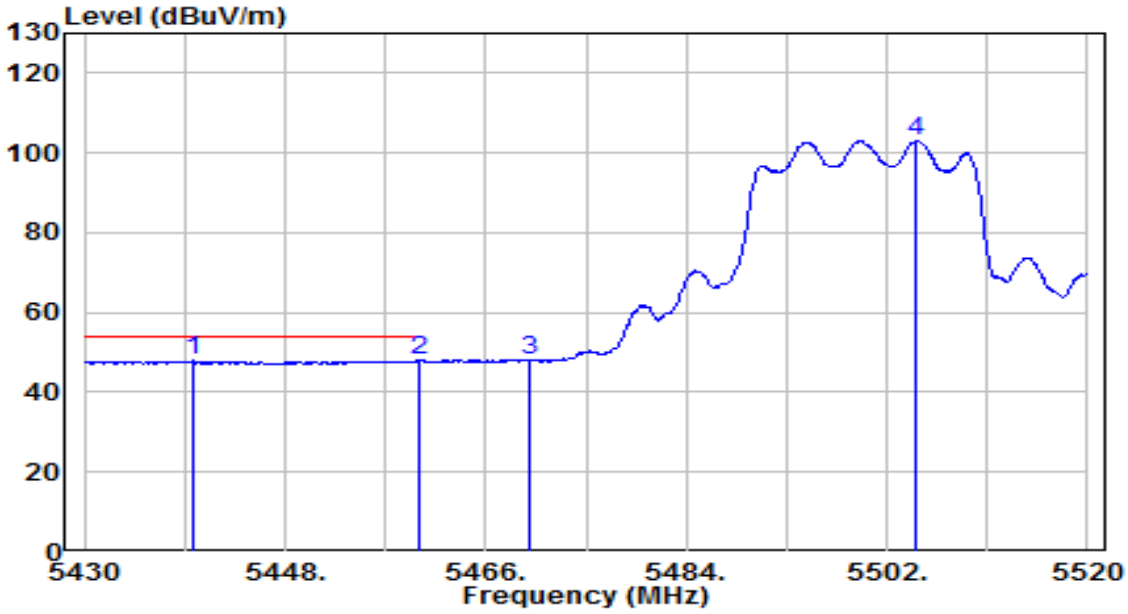

No		Frequency (MHz)	Reading (dBuV)	C.F (dB/m)	Measurement (dBuV/m)	Margin (dB)	Limit (dBuV/m)	Height (cm)	Angle (deg)	Remark (QP/PK/AV)
1	*	5439.810	43.17	4.68	47.85	-6.15	54.00	100	155	Average
2		5460.000	43.12	4.71	47.84	-6.16	54.00	100	155	Average
3		5470.000	43.19	4.73	47.92	N/A	N/A	100	155	Average
4		5504.520	98.41	4.79	103.20	N/A	N/A	100	155	Average

Note:

1. " *", means this data is the worst emission level.
2. C.F (Correction Factor) = Antenna Factor (dB/m) + Cable Loss (dB) – Preamplifier(dB) + 20dB Attenuation.
3. Measurement (dBuV/m) = Reading(dBuV) + C.F (Correction Factor).
4. The emission levels of other frequencies are very lower than the limit and not show in test report.

EUT	AX3000 Wi-Fi 6 Portable Router	Date of Test	2024-08-29
Factor	BBHA 9120D	Temp. / Humidity	23°C /59%
Polarity	Horizontal	Site / Test Engineer	AC1 / Todd
Test Mode	802.11ax-20MHz_TX_Band3_CH 140_ANT 1+2+3	Test Voltage	AC 120V/60Hz

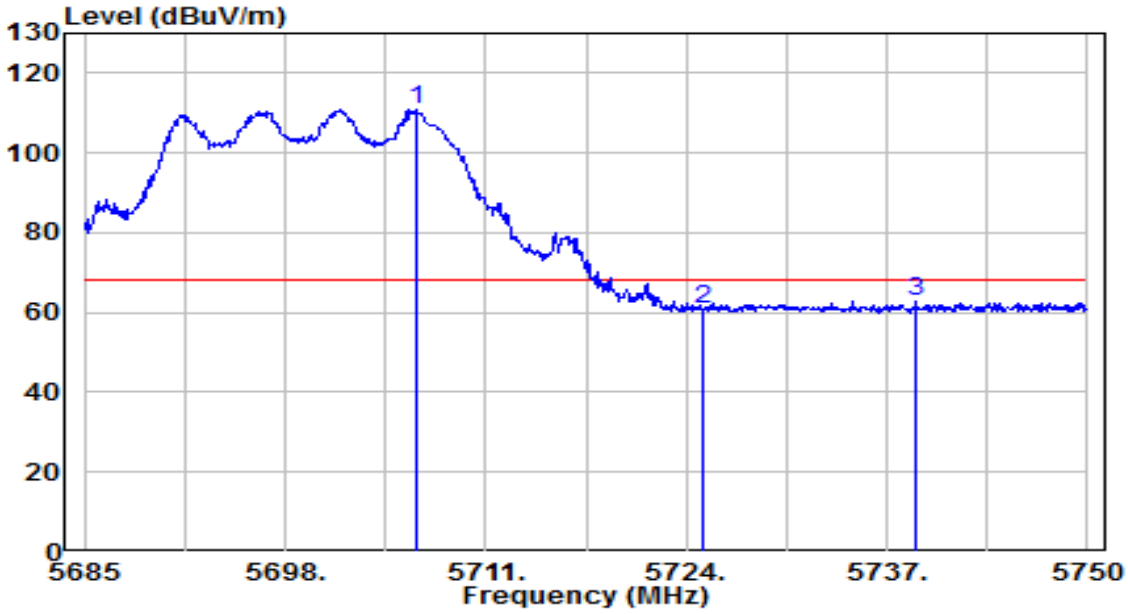

No		Frequency (MHz)	Reading (dBuV)	C.F (dB/m)	Measurement (dBuV/m)	Margin (dB)	Limit (dBuV/m)	Height (cm)	Angle (deg)	Remark (QP/PK/AV)
1		5706.450	105.50	5.46	110.97	N/A	N/A	105	95	Peak
2		5725.000	55.16	5.53	60.69	-7.51	68.20	105	95	Peak
3	*	5738.885	57.14	5.57	62.71	-5.49	68.20	105	95	Peak

Note:

1. " *", means this data is the worst emission level.
2. C.F (Correction Factor) = Antenna Factor (dB/m) + Cable Loss (dB) – Preamplifier(dB) + 20dB Attenuation.
3. Measurement (dBuV/m) = Reading(dBuV) + C.F (Correction Factor).
4. The emission levels of other frequencies are very lower than the limit and not show in test report.

EUT	AX3000 Wi-Fi 6 Portable Router	Date of Test	2024-08-29
Factor	BBHA 9120D	Temp. / Humidity	23°C /59%
Polarity	Vertical	Site / Test Engineer	AC1 / Todd
Test Mode	802.11ax-20MHz_TX_Band3_CH 140_ANT 1+2+3	Test Voltage	AC 120V/60Hz

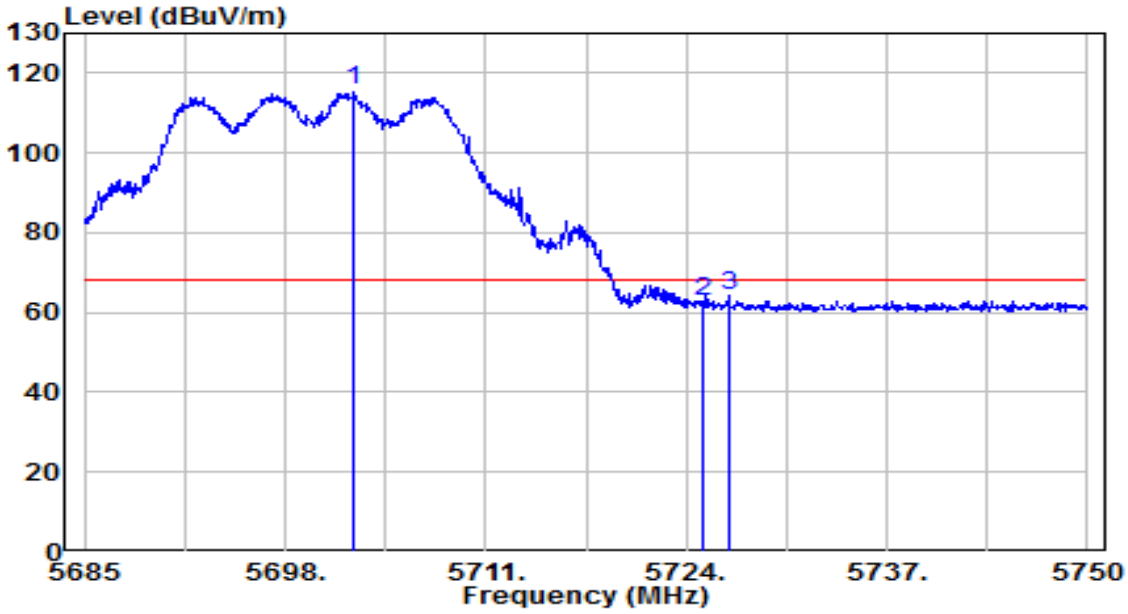

No		Frequency (MHz)	Reading (dBuV)	C.F (dB/m)	Measurement (dBuV/m)	Margin (dB)	Limit (dBuV/m)	Height (cm)	Angle (deg)	Remark (QP/PK/AV)
1		5702.485	110.09	5.45	115.54	N/A	N/A	105	235	Peak
2		5725.000	57.22	5.53	62.75	-5.45	68.20	105	235	Peak
3	*	5726.730	58.61	5.53	64.14	-4.06	68.20	105	235	Peak

Note:

1. " *", means this data is the worst emission level.
2. C.F (Correction Factor) = Antenna Factor (dB/m) + Cable Loss (dB) – Preamplifier(dB) + 20dB Attenuation.
3. Measurement (dBuV/m) = Reading(dBuV) + C.F (Correction Factor).
4. The emission levels of other frequencies are very lower than the limit and not show in test report.

EUT	AX3000 Wi-Fi 6 Portable Router	Date of Test	2024-08-29
Factor	BBHA 9120D	Temp. / Humidity	26°C /63%
Polarity	Horizontal	Site / Test Engineer	AC1 / Todd
Test Mode	802.11ax-20MHz_TX_Band4_CH 149_ANT 1+2+3	Test Voltage	AC 120V/60Hz

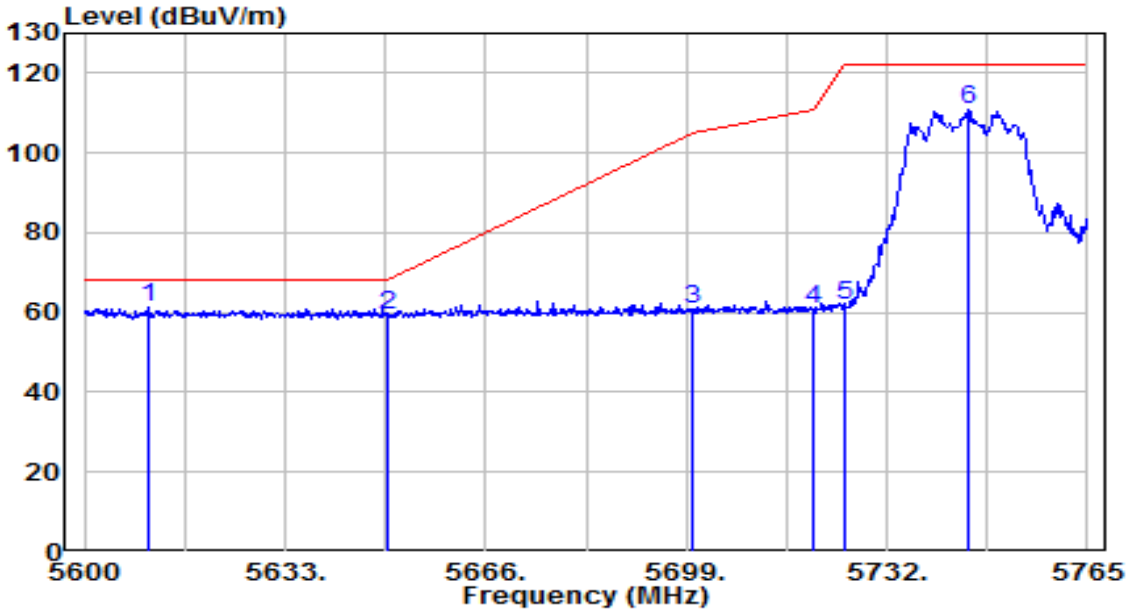

No		Frequency (MHz)	Reading (dBuV)	C.F (dB/m)	Measurement (dBuV/m)	Margin (dB)	Limit (dBuV/m)	Height (cm)	Angle (deg)	Remark (QP/PK/AV)
1	*	5610.395	56.35	5.14	61.49	-6.71	68.20	230	110	Peak
2		5650.000	53.93	5.27	59.20	-9.00	68.20	230	110	Peak
3		5700.000	55.34	5.44	60.78	-44.42	105.20	230	110	Peak
4		5720.000	55.25	5.51	60.76	-50.04	110.80	230	110	Peak
5		5725.000	56.05	5.53	61.58	-60.62	122.20	230	110	Peak
6		5745.530	105.30	5.59	110.89	N/A	N/A	230	110	Peak

Note:

1. " *", means this data is the worst emission level.
2. C.F (Correction Factor) = Antenna Factor (dB/m) + Cable Loss (dB) – Preamplifier(dB) + 20dB Attenuation.
3. Measurement (dBuV/m) = Reading(dBuV) + C.F (Correction Factor).
4. The emission levels of other frequencies are very lower than the limit and not show in test report.

EUT	AX3000 Wi-Fi 6 Portable Router	Date of Test	2024-08-29
Factor	BBHA 9120D	Temp. / Humidity	26°C /63%
Polarity	Vertical	Site / Test Engineer	AC1 / Todd
Test Mode	802.11ax-20MHz_TX_Band4_CH 149_ANT 1+2+3	Test Voltage	AC 120V/60Hz

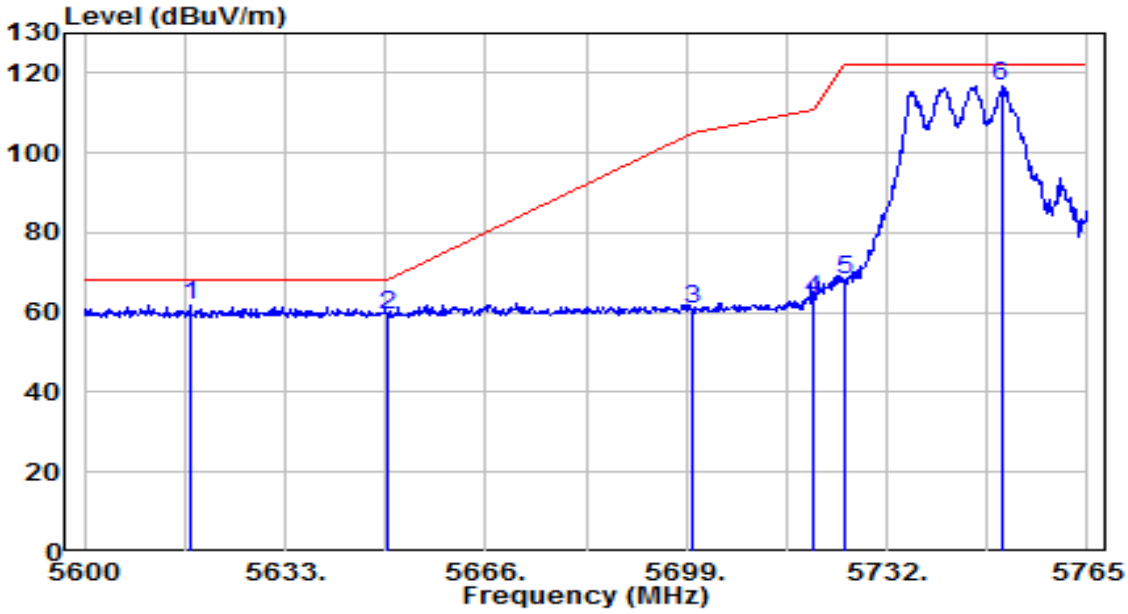

No		Frequency (MHz)	Reading (dBuV)	C.F (dB/m)	Measurement (dBuV/m)	Margin (dB)	Limit (dBuV/m)	Height (cm)	Angle (deg)	Remark (QP/PK/AV)
1	*	5617.490	56.58	5.16	61.74	-6.46	68.20	145	235	Peak
2		5650.000	53.96	5.27	59.23	-8.97	68.20	145	235	Peak
3		5700.000	55.44	5.44	60.88	-44.32	105.20	145	235	Peak
4		5720.000	57.70	5.51	63.21	-47.59	110.80	145	235	Peak
5		5725.000	62.62	5.53	68.14	-54.06	122.20	145	235	Peak
6		5750.810	111.30	5.61	116.91	N/A	N/A	145	235	Peak

Note:

1. " *", means this data is the worst emission level.
2. C.F (Correction Factor) = Antenna Factor (dB/m) + Cable Loss (dB) – Preamplifier(dB) + 20dB Attenuation.
3. Measurement (dBuV/m) = Reading(dBuV) + C.F (Correction Factor).
4. The emission levels of other frequencies are very lower than the limit and not show in test report.

EUT	AX3000 Wi-Fi 6 Portable Router	Date of Test	2024-08-29
Factor	BBHA 9120D	Temp. / Humidity	25°C /60%
Polarity	Horizontal	Site / Test Engineer	AC1 / Todd
Test Mode	802.11ax-20MHz_TX_Band4_CH 165_ANT 1+2+3	Test Voltage	AC 120V/60Hz

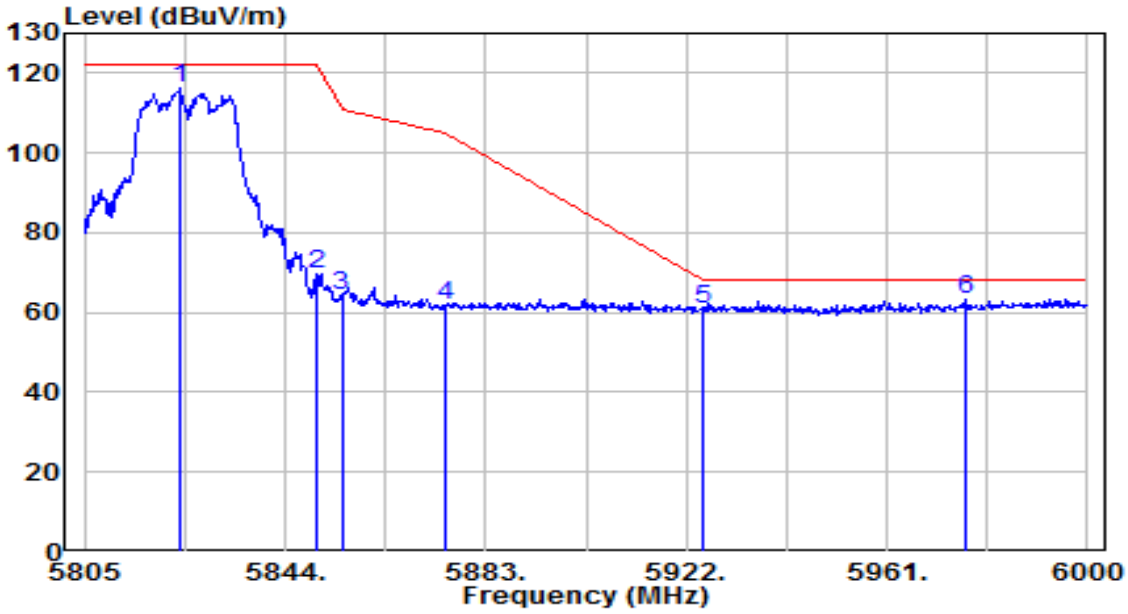

No		Frequency (MHz)	Reading (dBuV)	C.F (dB/m)	Measurement (dBuV/m)	Margin (dB)	Limit (dBuV/m)	Height (cm)	Angle (deg)	Remark (QP/PK/AV)
1		5823.525	110.21	5.86	116.06	N/A	N/A	140	100	Peak
2		5850.000	63.49	5.95	69.43	-52.77	122.20	140	100	Peak
3		5855.000	58.25	5.96	64.21	-46.59	110.80	140	100	Peak
4		5875.000	55.85	6.03	61.88	-43.32	105.20	140	100	Peak
5		5925.000	54.57	6.20	60.77	-7.43	68.20	140	100	Peak
6	*	5976.210	56.83	6.37	63.20	-5.00	68.20	140	100	Peak

Note:

1. " *", means this data is the worst emission level.
2. C.F (Correction Factor) = Antenna Factor (dB/m) + Cable Loss (dB) – Preamplifier(dB) + 20dB Attenuation.
3. Measurement (dBuV/m) = Reading(dBuV) + C.F (Correction Factor).
4. The emission levels of other frequencies are very lower than the limit and not show in test report.

EUT	AX3000 Wi-Fi 6 Portable Router	Date of Test	2024-08-29
Factor	BBHA 9120D	Temp. / Humidity	25°C /60%
Polarity	Vertical	Site / Test Engineer	AC1 / Todd
Test Mode	802.11ax-20MHz_TX_Band4_CH 165_ANT 1+2+3	Test Voltage	AC 120V/60Hz

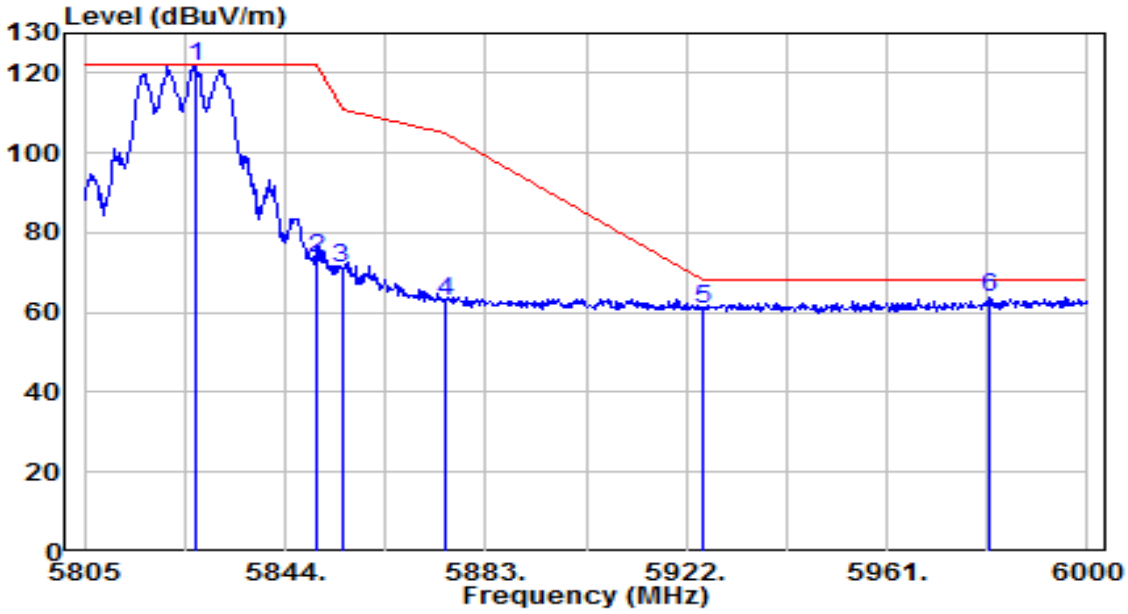

No		Frequency (MHz)	Reading (dBuV)	C.F (dB/m)	Measurement (dBuV/m)	Margin (dB)	Limit (dBuV/m)	Height (cm)	Angle (deg)	Remark (QP/PK/AV)
1		5826.645	116.00	5.87	121.86	N/A	N/A	120	145	Peak
2		5850.000	67.80	5.95	73.75	-48.45	122.20	120	145	Peak
3		5855.000	65.32	5.96	71.28	-39.52	110.80	120	145	Peak
4		5875.000	56.89	6.03	62.92	-42.28	105.20	120	145	Peak
5		5925.000	54.79	6.20	60.99	-7.21	68.20	120	145	Peak
6	*	5980.695	57.38	6.39	63.77	-4.43	68.20	120	145	Peak

Note:

1. " *", means this data is the worst emission level.
2. C.F (Correction Factor) = Antenna Factor (dB/m) + Cable Loss (dB) – Preamplifier(dB) + 20dB Attenuation.
3. Measurement (dBuV/m) = Reading(dBuV) + C.F (Correction Factor).
4. The emission levels of other frequencies are very lower than the limit and not show in test report.

EUT	AX3000 Wi-Fi 6 Portable Router	Date of Test	2024-08-29
Factor	BBHA 9120D	Temp. / Humidity	25°C /60%
Polarity	Horizontal	Site / Test Engineer	AC1 / Todd
Test Mode	802.11ax-40MHz_TX_Band1_CH 38_ANT 1+2+3	Test Voltage	AC 120V/60Hz

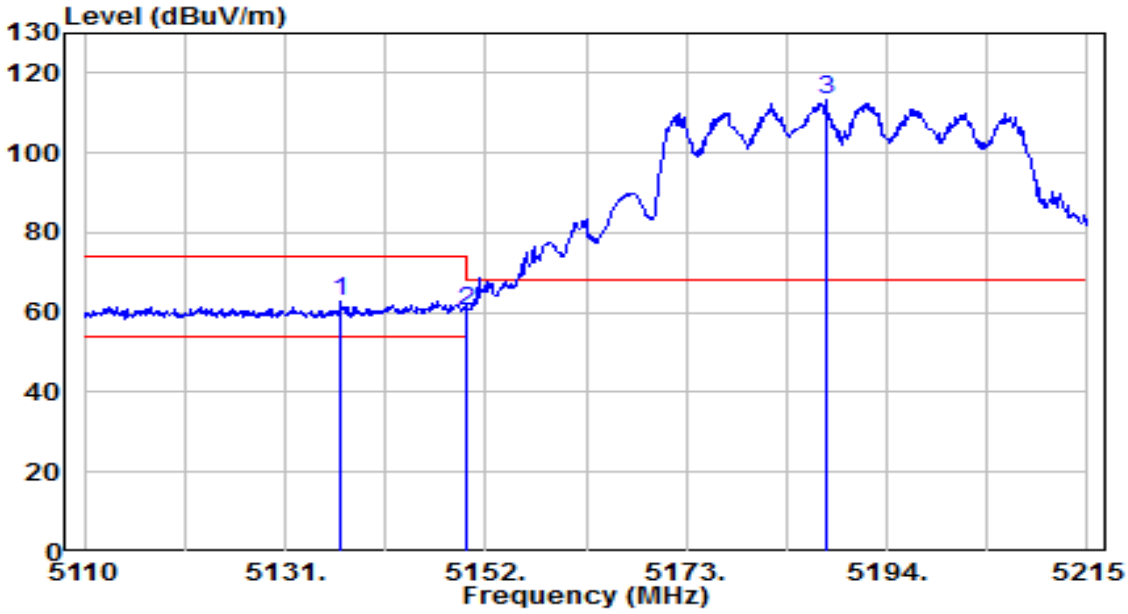

No		Frequency (MHz)	Reading (dBuV)	C.F (dB/m)	Measurement (dBuV/m)	Margin (dB)	Limit (dBuV/m)	Height (cm)	Angle (deg)	Remark (QP/PK/AV)
1	*	5136.775	58.56	4.25	62.82	-11.18	74.00	105	230	Peak
2		5150.000	56.01	4.27	60.28	-13.72	74.00	105	230	Peak
3		5187.595	108.77	4.33	113.10	N/A	N/A	105	230	Peak

Note:

1. " *", means this data is the worst emission level.
2. C.F (Correction Factor) = Antenna Factor (dB/m) + Cable Loss (dB) – Preamplifier(dB) + 20dB Attenuation.
3. Measurement (dBuV/m) = Reading(dBuV) + C.F (Correction Factor).
4. The emission levels of other frequencies are very lower than the limit and not show in test report.

EUT	AX3000 Wi-Fi 6 Portable Router	Date of Test	2024-08-29
Factor	BBHA 9120D	Temp. / Humidity	25°C /60%
Polarity	Horizontal	Site / Test Engineer	AC1 / Todd
Test Mode	802.11ax-40MHz_TX_Band1_CH 38_ANT 1+2+3	Test Voltage	AC 120V/60Hz

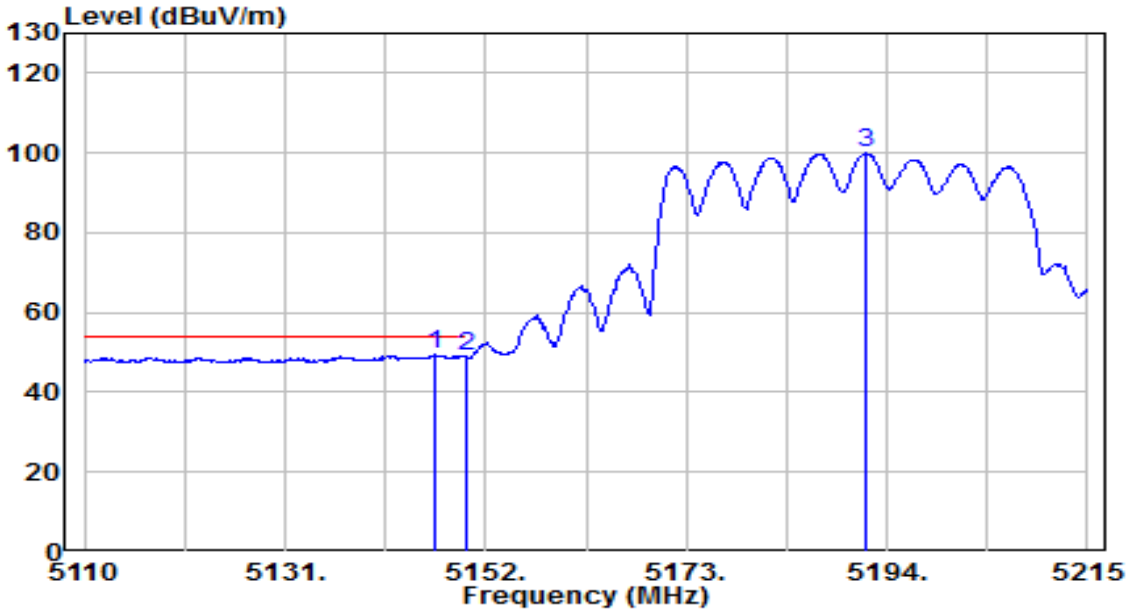

No		Frequency (MHz)	Reading (dBuV)	C.F (dB/m)	Measurement (dBuV/m)	Margin (dB)	Limit (dBuV/m)	Height (cm)	Angle (deg)	Remark (QP/PK/AV)
1	*	5146.750	45.18	4.27	49.45	-4.55	54.00	105	230	Average
2		5150.000	44.67	4.27	48.94	-5.06	54.00	105	230	Average
3		5191.900	95.50	4.33	99.83	N/A	N/A	105	230	Average

Note:

1. " *", means this data is the worst emission level.
2. C.F (Correction Factor) = Antenna Factor (dB/m) + Cable Loss (dB) – Preamplifier(dB) + 20dB Attenuation.
3. Measurement (dBuV/m) = Reading(dBuV) + C.F (Correction Factor).
4. The emission levels of other frequencies are very lower than the limit and not show in test report.

EUT	AX3000 Wi-Fi 6 Portable Router	Date of Test	2024-08-29
Factor	BBHA 9120D	Temp. / Humidity	25°C /60%
Polarity	Vertical	Site / Test Engineer	AC1 / Todd
Test Mode	802.11ax-40MHz_TX_Band1_CH 38_ANT 1+2+3	Test Voltage	AC 120V/60Hz

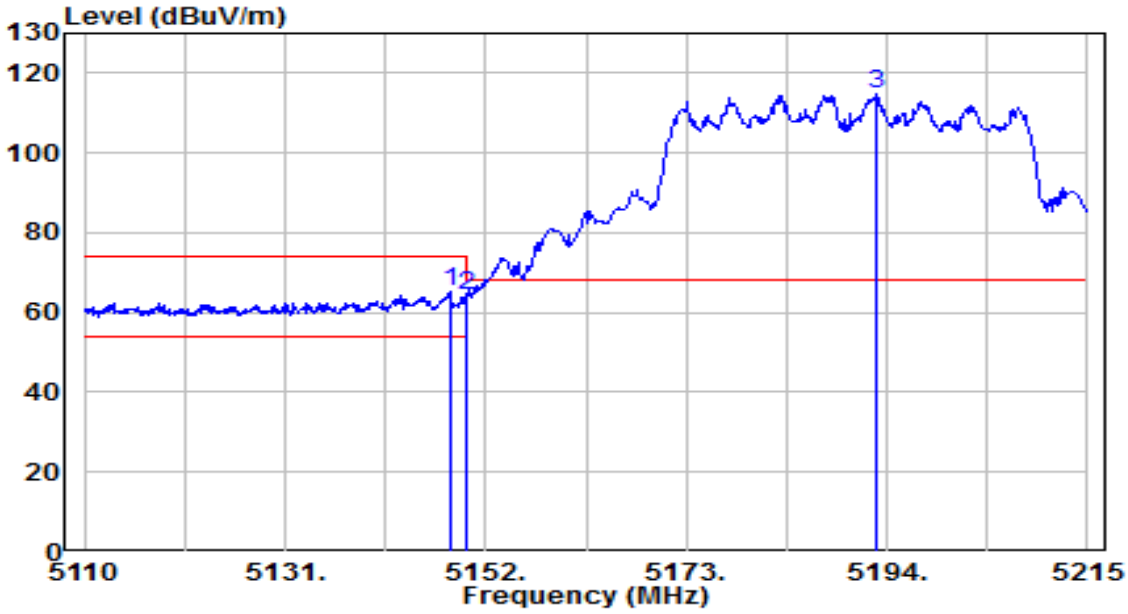

No		Frequency (MHz)	Reading (dBuV)	C.F (dB/m)	Measurement (dBuV/m)	Margin (dB)	Limit (dBuV/m)	Height (cm)	Angle (deg)	Remark (QP/PK/AV)
1	*	5148.220	60.86	4.27	65.13	-8.87	74.00	100	255	Peak
2		5150.000	59.86	4.27	64.13	-9.87	74.00	100	255	Peak
3		5192.845	110.25	4.33	114.58	N/A	N/A	100	255	Peak

Note:

1. " *", means this data is the worst emission level.
2. C.F (Correction Factor) = Antenna Factor (dB/m) + Cable Loss (dB) – Preamplifier(dB) + 20dB Attenuation.
3. Measurement (dBuV/m) = Reading(dBuV) + C.F (Correction Factor).
4. The emission levels of other frequencies are very lower than the limit and not show in test report.

EUT	AX3000 Wi-Fi 6 Portable Router	Date of Test	2024-08-29
Factor	BBHA 9120D	Temp. / Humidity	25°C /60%
Polarity	Vertical	Site / Test Engineer	AC1 / Todd
Test Mode	802.11ax-40MHz_TX_Band1_CH 38_ANT 1+2+3	Test Voltage	AC 120V/60Hz

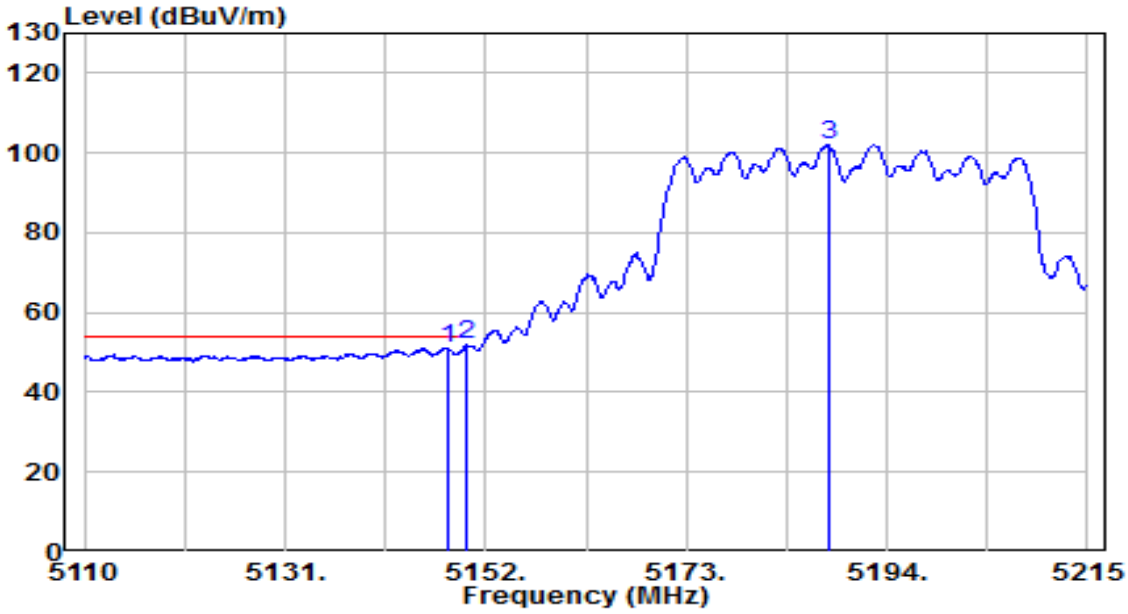

No		Frequency (MHz)	Reading (dBuV)	C.F (dB/m)	Measurement (dBuV/m)	Margin (dB)	Limit (dBuV/m)	Height (cm)	Angle (deg)	Remark (QP/PK/AV)
1		5148.010	46.89	4.27	51.16	-2.84	54.00	100	255	Average
2	*	5150.000	47.58	4.27	51.86	-2.14	54.00	100	255	Average
3		5187.910	97.80	4.33	102.13	N/A	N/A	100	255	Average

Note:

1. " *", means this data is the worst emission level.
2. C.F (Correction Factor) = Antenna Factor (dB/m) + Cable Loss (dB) – Preamplifier(dB) + 20dB Attenuation.
3. Measurement (dBuV/m) = Reading(dBuV) + C.F (Correction Factor).
4. The emission levels of other frequencies are very lower than the limit and not show in test report.

EUT	AX3000 Wi-Fi 6 Portable Router	Date of Test	2024-08-29
Factor	BBHA 9120D	Temp. / Humidity	25°C /60%
Polarity	Horizontal	Site / Test Engineer	AC1 / Todd
Test Mode	802.11ax-40MHz_TX_Band2_CH 62_ANT 1+2+3	Test Voltage	AC 120V/60Hz

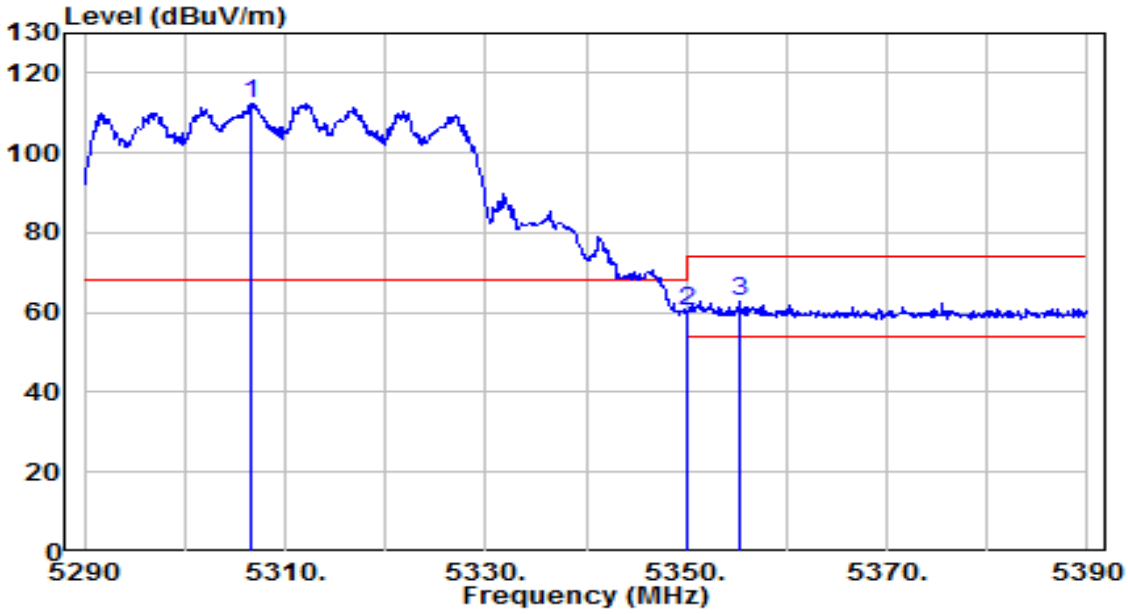

No		Frequency (MHz)	Reading (dBuV)	C.F (dB/m)	Measurement (dBuV/m)	Margin (dB)	Limit (dBuV/m)	Height (cm)	Angle (deg)	Remark (QP/PK/AV)
1		5306.700	107.95	4.50	112.45	N/A	N/A	245	100	Peak
2	*	5350.000	55.57	4.56	60.13	-8.07	68.20	245	100	Peak
3		5355.400	58.25	4.56	62.81	-11.19	74.00	245	100	Peak

Note:

1. " *", means this data is the worst emission level.
2. C.F (Correction Factor) = Antenna Factor (dB/m) + Cable Loss (dB) – Preamplifier(dB) + 20dB Attenuation.
3. Measurement (dBuV/m) = Reading(dBuV) + C.F (Correction Factor).
4. The emission levels of other frequencies are very lower than the limit and not show in test report.

EUT	AX3000 Wi-Fi 6 Portable Router	Date of Test	2024-08-29
Factor	BBHA 9120D	Temp. / Humidity	25°C /60%
Polarity	Horizontal	Site / Test Engineer	AC1 / Todd
Test Mode	802.11ax-40MHz_TX_Band2_CH 62_ANT 1+2+3	Test Voltage	AC 120V/60Hz

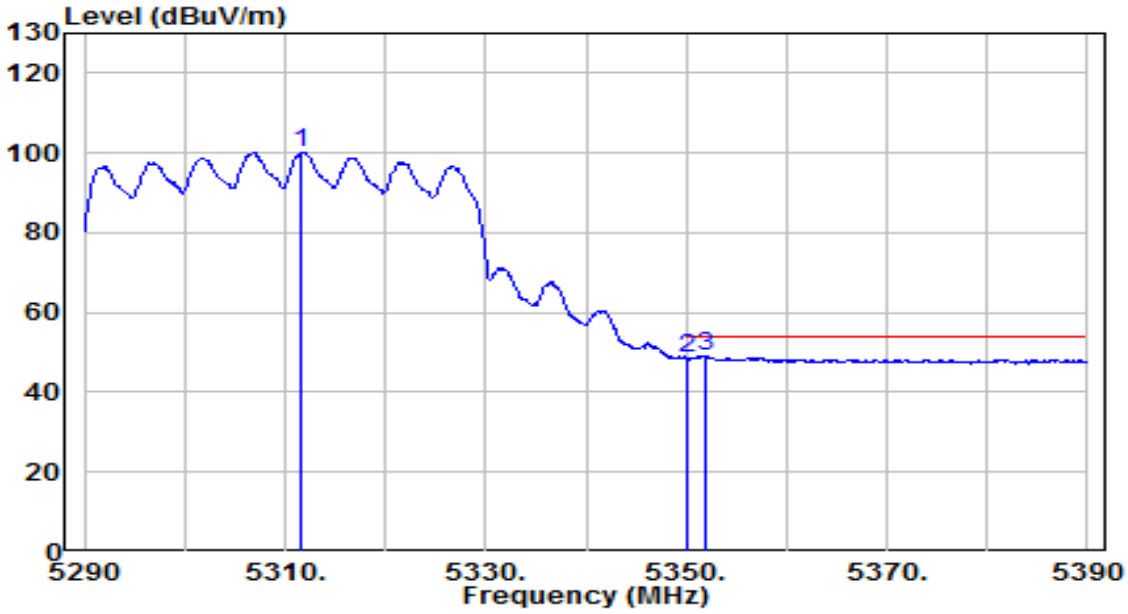

No		Frequency (MHz)	Reading (dBuV)	C.F (dB/m)	Measurement (dBuV/m)	Margin (dB)	Limit (dBuV/m)	Height (cm)	Angle (deg)	Remark (QP/PK/AV)
1		5311.700	95.73	4.50	100.24	N/A	N/A	245	100	Average
2		5350.000	44.12	4.56	48.68	-5.32	54.00	245	100	Average
3	*	5351.900	44.74	4.56	49.30	-4.70	54.00	245	100	Average

Note:

1. " *", means this data is the worst emission level.
2. C.F (Correction Factor) = Antenna Factor (dB/m) + Cable Loss (dB) – Preamplifier(dB) + 20dB Attenuation.
3. Measurement (dBuV/m) = Reading(dBuV) + C.F (Correction Factor).
4. The emission levels of other frequencies are very lower than the limit and not show in test report.

EUT	AX3000 Wi-Fi 6 Portable Router	Date of Test	2024-08-29
Factor	BBHA 9120D	Temp. / Humidity	25°C /60%
Polarity	Vertical	Site / Test Engineer	AC1 / Todd
Test Mode	802.11ax-40MHz_TX_Band2_CH 62_ANT 1+2+3	Test Voltage	AC 120V/60Hz

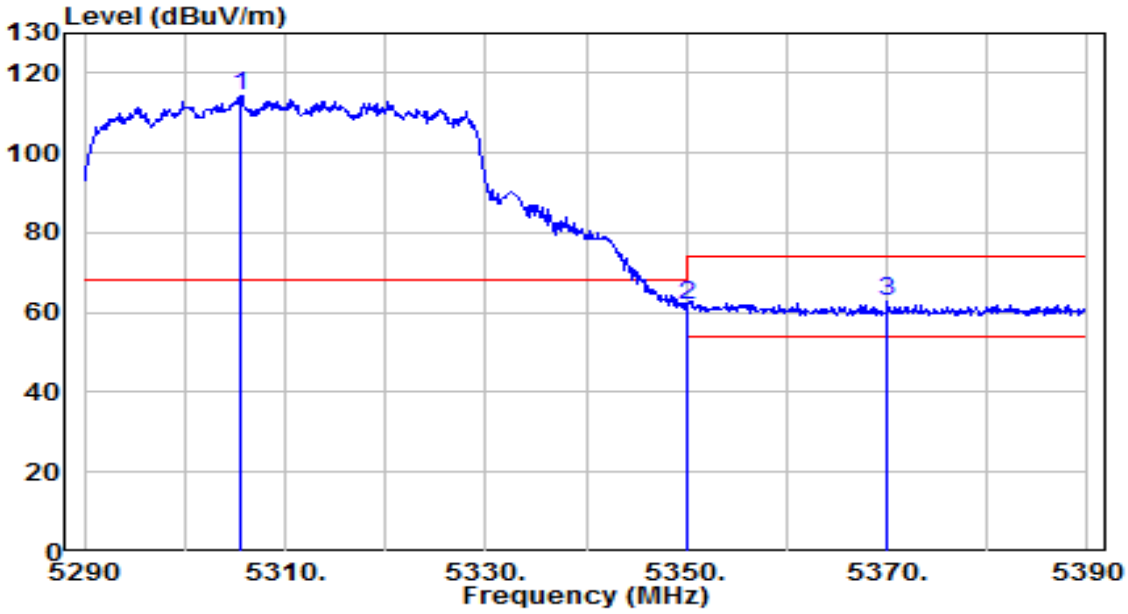

No		Frequency (MHz)	Reading (dBuV)	C.F (dB/m)	Measurement (dBuV/m)	Margin (dB)	Limit (dBuV/m)	Height (cm)	Angle (deg)	Remark (QP/PK/AV)
1		5305.600	109.98	4.49	114.48	N/A	N/A	125	255	Peak
2	*	5350.000	57.20	4.56	61.75	-6.45	68.20	125	255	Peak
3		5370.100	58.27	4.59	62.86	-11.14	74.00	125	255	Peak

Note:

1. " *", means this data is the worst emission level.
2. C.F (Correction Factor) = Antenna Factor (dB/m) + Cable Loss (dB) – Preamplifier(dB) + 20dB Attenuation.
3. Measurement (dBuV/m) = Reading(dBuV) + C.F (Correction Factor).
4. The emission levels of other frequencies are very lower than the limit and not show in test report.

EUT	AX3000 Wi-Fi 6 Portable Router	Date of Test	2024-08-29
Factor	BBHA 9120D	Temp. / Humidity	25°C /60%
Polarity	Vertical	Site / Test Engineer	AC1 / Todd
Test Mode	802.11ax-40MHz_TX_Band2_CH 62_ANT 1+2+3	Test Voltage	AC 120V/60Hz

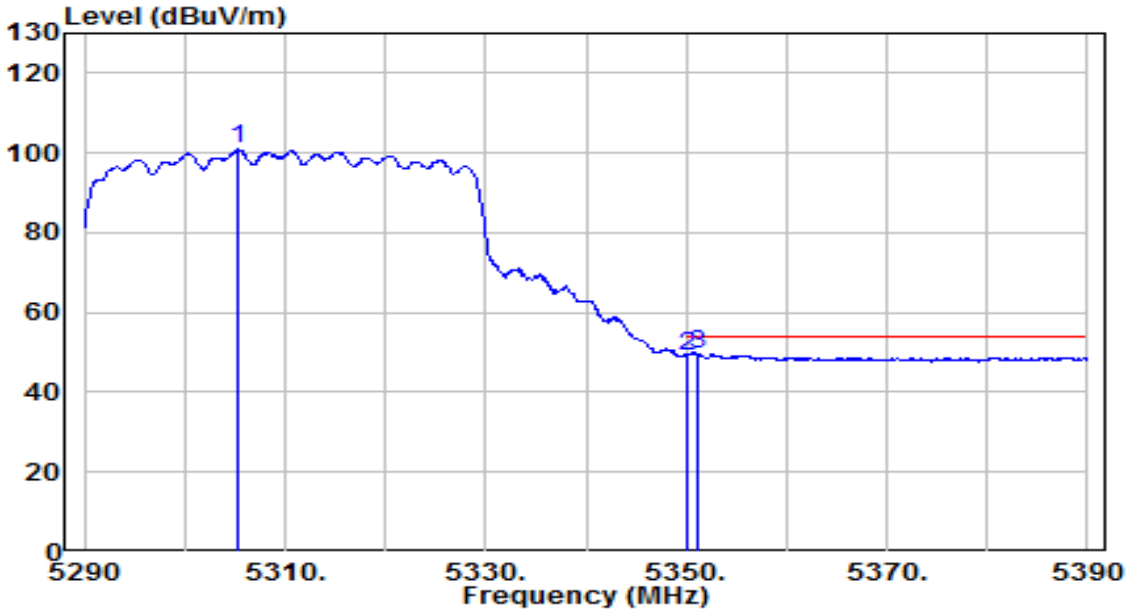

No		Frequency (MHz)	Reading (dBuV)	C.F (dB/m)	Measurement (dBuV/m)	Margin (dB)	Limit (dBuV/m)	Height (cm)	Angle (deg)	Remark (QP/PK/AV)
1		5305.300	96.37	4.49	100.87	N/A	N/A	125	255	Average
2		5350.000	44.59	4.56	49.15	-4.85	54.00	125	255	Average
3	*	5351.200	45.17	4.56	49.73	-4.27	54.00	125	255	Average

Note:

1. " *", means this data is the worst emission level.
2. C.F (Correction Factor) = Antenna Factor (dB/m) + Cable Loss (dB) – Preamplifier(dB) + 20dB Attenuation.
3. Measurement (dBuV/m) = Reading(dBuV) + C.F (Correction Factor).
4. The emission levels of other frequencies are very lower than the limit and not show in test report.

EUT	AX3000 Wi-Fi 6 Portable Router	Date of Test	2024-08-29
Factor	BBHA 9120D	Temp. / Humidity	23°C /59%
Polarity	Horizontal	Site / Test Engineer	AC1 / Todd
Test Mode	802.11ax-40MHz_TX_Band3_CH 102_ANT 1+2+3	Test Voltage	AC 120V/60Hz

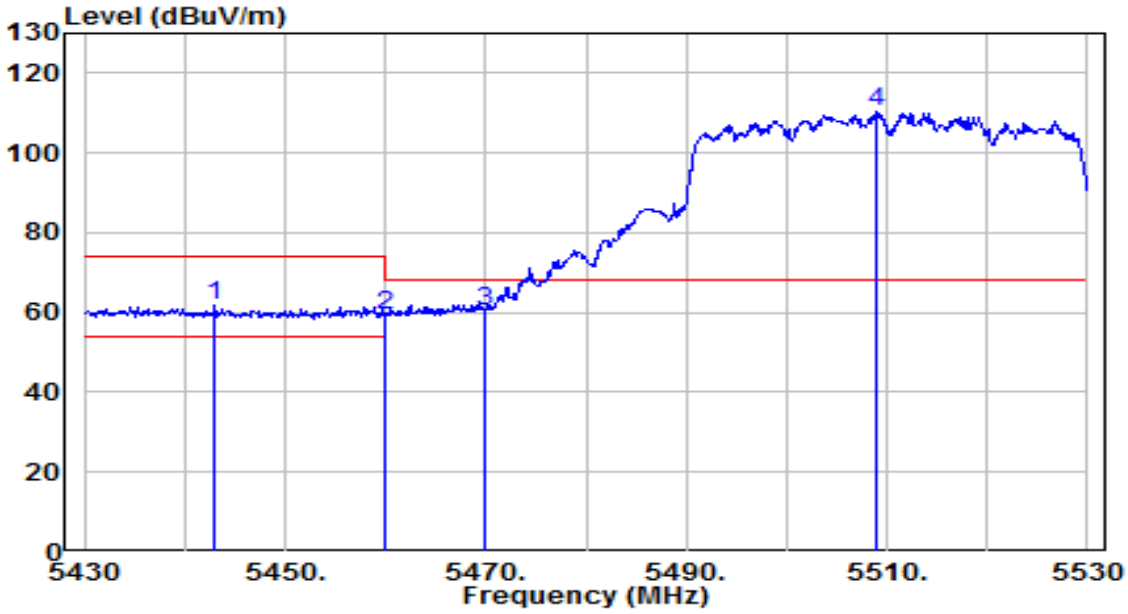

No		Frequency (MHz)	Reading (dBuV)	C.F (dB/m)	Measurement (dBuV/m)	Margin (dB)	Limit (dBuV/m)	Height (cm)	Angle (deg)	Remark (QP/PK/AV)
1		5443.000	56.97	4.69	61.66	-12.34	74.00	130	95	Peak
2		5460.000	54.65	4.71	59.37	-8.83	68.20	130	95	Peak
3	*	5470.000	55.74	4.73	60.47	-7.73	68.20	130	95	Peak
4		5509.000	105.34	4.80	110.14	N/A	N/A	130	95	Peak

Note:

1. " *", means this data is the worst emission level.
2. C.F (Correction Factor) = Antenna Factor (dB/m) + Cable Loss (dB) – Preamplifier(dB) + 20dB Attenuation.
3. Measurement (dBuV/m) = Reading(dBuV) + C.F (Correction Factor).
4. The emission levels of other frequencies are very lower than the limit and not show in test report.

EUT	AX3000 Wi-Fi 6 Portable Router	Date of Test	2024-08-29
Factor	BBHA 9120D	Temp. / Humidity	23°C /59%
Polarity	Horizontal	Site / Test Engineer	AC1 / Todd
Test Mode	802.11ax-40MHz_TX_Band3_CH 102_ANT 1+2+3	Test Voltage	AC 120V/60Hz

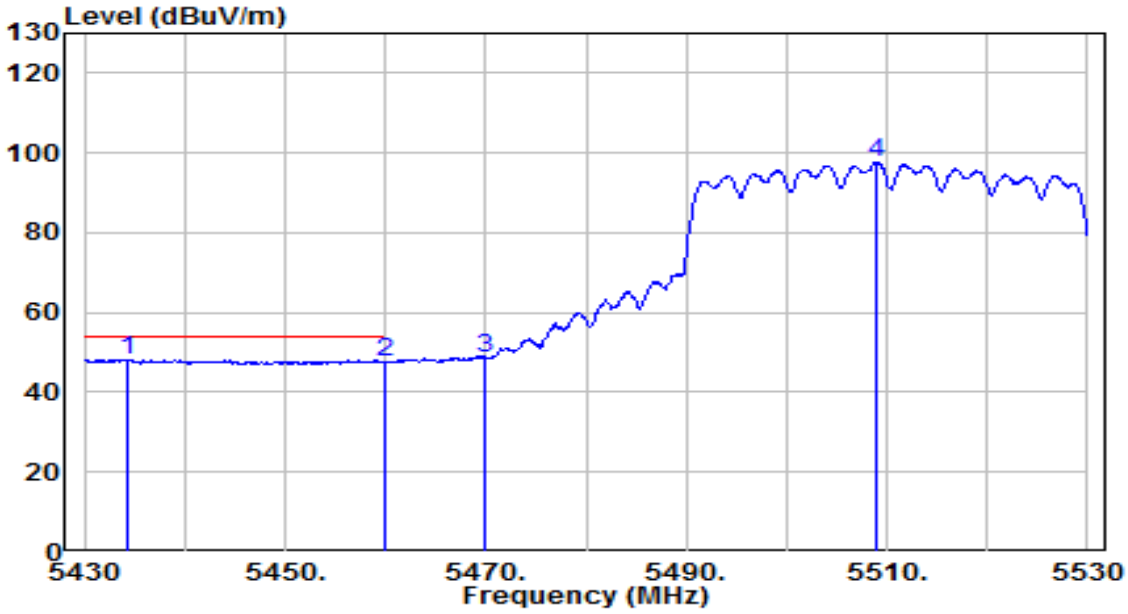

No		Frequency (MHz)	Reading (dBuV)	C.F (dB/m)	Measurement (dBuV/m)	Margin (dB)	Limit (dBuV/m)	Height (cm)	Angle (deg)	Remark (QP/PK/AV)
1	*	5434.200	43.64	4.68	48.31	-5.69	54.00	130	95	Average
2		5460.000	42.76	4.71	47.47	-6.53	54.00	130	95	Average
3		5470.000	43.79	4.73	48.52	N/A	N/A	130	95	Average
4		5508.900	92.87	4.80	97.67	N/A	N/A	130	95	Average

Note:

1. " *", means this data is the worst emission level.
2. C.F (Correction Factor) = Antenna Factor (dB/m) + Cable Loss (dB) – Preamplifier(dB) + 20dB Attenuation.
3. Measurement (dBuV/m) = Reading(dBuV) + C.F (Correction Factor).
4. The emission levels of other frequencies are very lower than the limit and not show in test report.

EUT	AX3000 Wi-Fi 6 Portable Router	Date of Test	2024-08-29
Factor	BBHA 9120D	Temp. / Humidity	23°C /59%
Polarity	Vertical	Site / Test Engineer	AC1 / Todd
Test Mode	802.11ax-40MHz_TX_Band3_CH 102_ANT 1+2+3	Test Voltage	AC 120V/60Hz

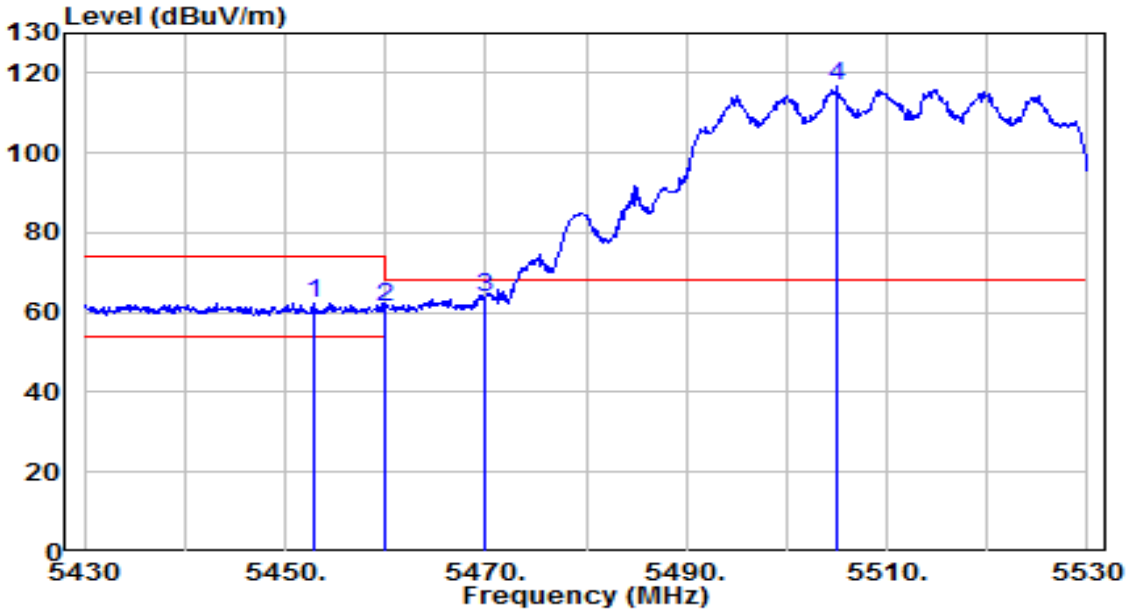

No		Frequency (MHz)	Reading (dBuV)	C.F (dB/m)	Measurement (dBuV/m)	Margin (dB)	Limit (dBuV/m)	Height (cm)	Angle (deg)	Remark (QP/PK/AV)
1		5452.900	57.77	4.70	62.48	-11.52	74.00	100	155	Peak
2		5460.000	56.38	4.71	61.09	-7.11	68.20	100	155	Peak
3	*	5470.000	59.16	4.73	63.89	-4.31	68.20	100	155	Peak
4		5505.000	111.81	4.79	116.59	N/A	N/A	100	155	Peak

Note:

1. " *", means this data is the worst emission level.
2. C.F (Correction Factor) = Antenna Factor (dB/m) + Cable Loss (dB) – Preamplifier(dB) + 20dB Attenuation.
3. Measurement (dBuV/m) = Reading(dBuV) + C.F (Correction Factor).
4. The emission levels of other frequencies are very lower than the limit and not show in test report.

EUT	AX3000 Wi-Fi 6 Portable Router	Date of Test	2024-08-29
Factor	BBHA 9120D	Temp. / Humidity	23°C /59%
Polarity	Vertical	Site / Test Engineer	AC1 / Todd
Test Mode	802.11ax-40MHz_TX_Band3_CH 102_ANT 1+2+3	Test Voltage	AC 120V/60Hz

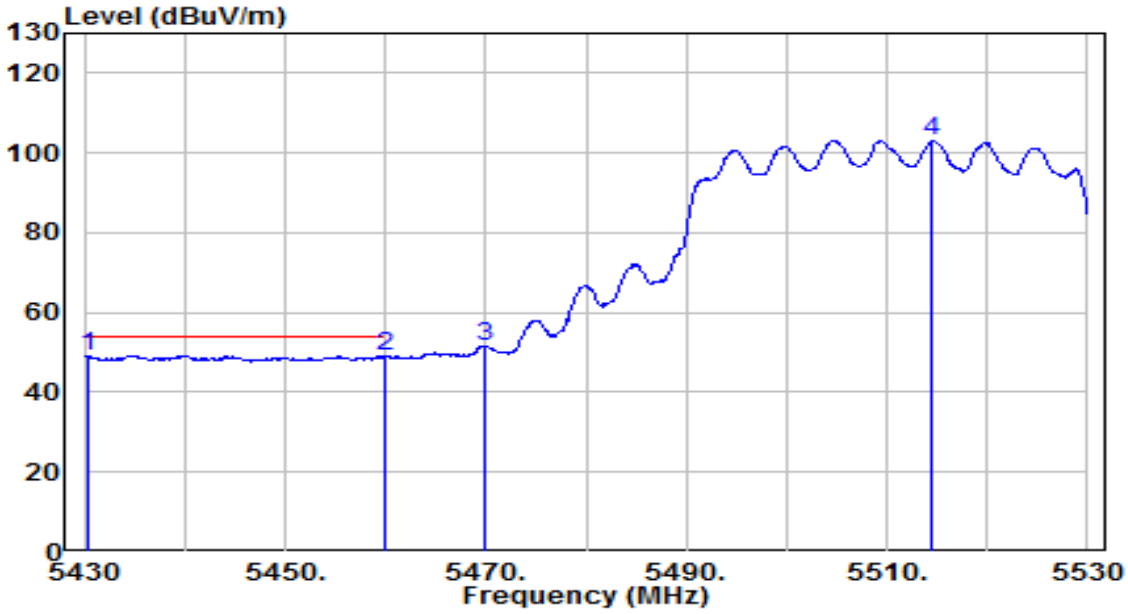

No		Frequency (MHz)	Reading (dBuV)	C.F (dB/m)	Measurement (dBuV/m)	Margin (dB)	Limit (dBuV/m)	Height (cm)	Angle (deg)	Remark (QP/PK/AV)
1	*	5430.300	44.61	4.67	49.28	-4.72	54.00	100	155	Average
2		5460.000	44.32	4.71	49.03	-4.97	54.00	100	155	Average
3		5470.000	46.81	4.73	51.54	N/A	N/A	100	155	Average
4		5514.500	98.43	4.82	103.25	N/A	N/A	100	155	Average

Note:

1. " *", means this data is the worst emission level.
2. C.F (Correction Factor) = Antenna Factor (dB/m) + Cable Loss (dB) – Preamplifier(dB) + 20dB Attenuation.
3. Measurement (dBuV/m) = Reading(dBuV) + C.F (Correction Factor).
4. The emission levels of other frequencies are very lower than the limit and not show in test report.

EUT	AX3000 Wi-Fi 6 Portable Router	Date of Test	2024-08-29
Factor	BBHA 9120D	Temp. / Humidity	23°C /59%
Polarity	Horizontal	Site / Test Engineer	AC1 / Todd
Test Mode	802.11ax-40MHz_TX_Band3_CH 134_ANT 1+2+3	Test Voltage	AC 120V/60Hz

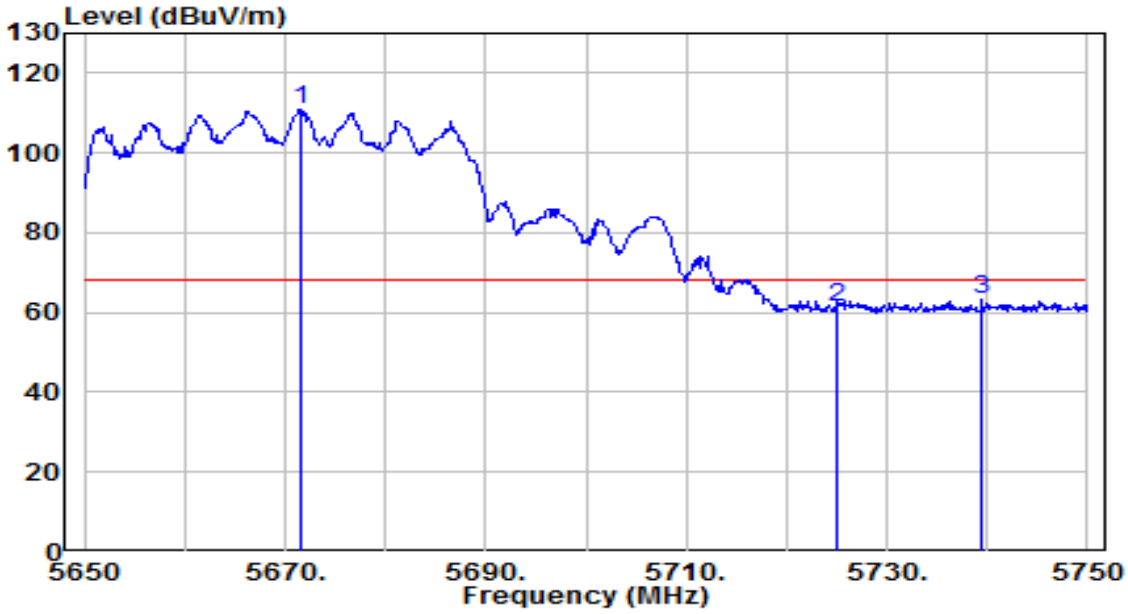

No		Frequency (MHz)	Reading (dBuV)	C.F (dB/m)	Measurement (dBuV/m)	Margin (dB)	Limit (dBuV/m)	Height (cm)	Angle (deg)	Remark (QP/PK/AV)
1		5671.600	105.61	5.35	110.95	N/A	N/A	105	95	Peak
2		5725.000	55.72	5.53	61.25	-6.95	68.20	105	95	Peak
3	*	5739.500	57.57	5.57	63.14	-5.06	68.20	105	95	Peak

Note:

1. " *", means this data is the worst emission level.
2. C.F (Correction Factor) = Antenna Factor (dB/m) + Cable Loss (dB) – Preamplifier(dB) + 20dB Attenuation.
3. Measurement (dBuV/m) = Reading(dBuV) + C.F (Correction Factor).
4. The emission levels of other frequencies are very lower than the limit and not show in test report.

EUT	AX3000 Wi-Fi 6 Portable Router	Date of Test	2024-08-29
Factor	BBHA 9120D	Temp. / Humidity	23°C /59%
Polarity	Vertical	Site / Test Engineer	AC1 / Todd
Test Mode	802.11ax-40MHz_TX_Band3_CH 134_ANT 1+2+3	Test Voltage	AC 120V/60Hz

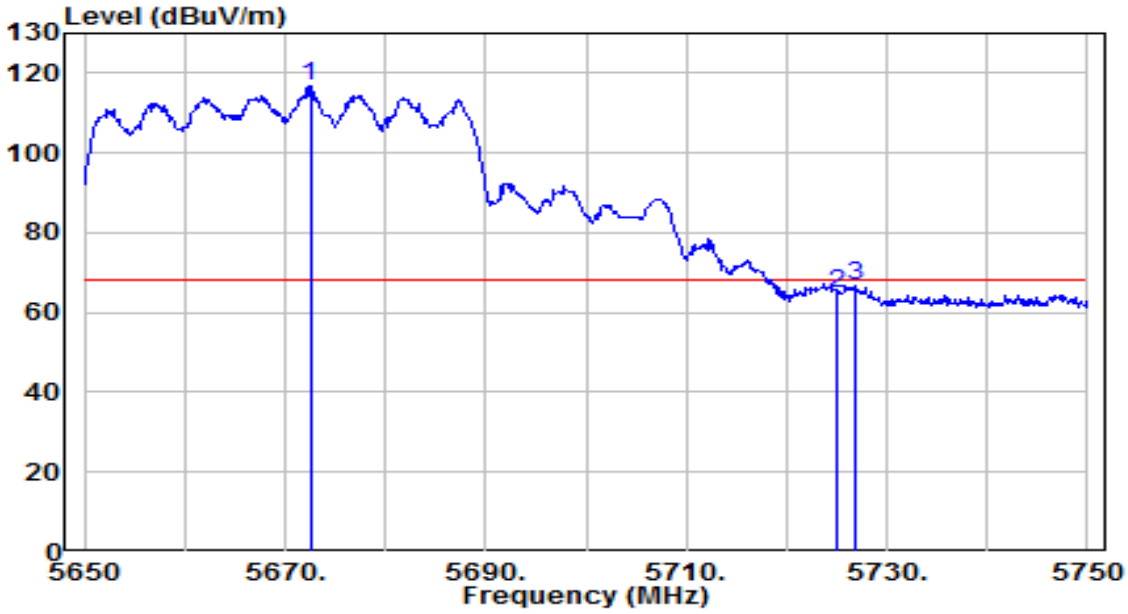

No		Frequency (MHz)	Reading (dBuV)	C.F (dB/m)	Measurement (dBuV/m)	Margin (dB)	Limit (dBuV/m)	Height (cm)	Angle (deg)	Remark (QP/PK/AV)
1		5672.500	111.55	5.35	116.90	N/A	N/A	105	235	Peak
2		5725.000	59.00	5.53	64.53	-3.67	68.20	105	235	Peak
3	*	5726.900	61.36	5.53	66.89	-1.31	68.20	105	235	Peak

Note:

1. " *", means this data is the worst emission level.
2. C.F (Correction Factor) = Antenna Factor (dB/m) + Cable Loss (dB) – Preamplifier(dB) + 20dB Attenuation.
3. Measurement (dBuV/m) = Reading(dBuV) + C.F (Correction Factor).
4. The emission levels of other frequencies are very lower than the limit and not show in test report.

EUT	AX3000 Wi-Fi 6 Portable Router	Date of Test	2024-08-29
Factor	BBHA 9120D	Temp. / Humidity	25°C /60%
Polarity	Horizontal	Site / Test Engineer	AC1 / Todd
Test Mode	802.11ax-40MHz_TX_Band4_CH 151_ANT 1+2+3	Test Voltage	AC 120V/60Hz

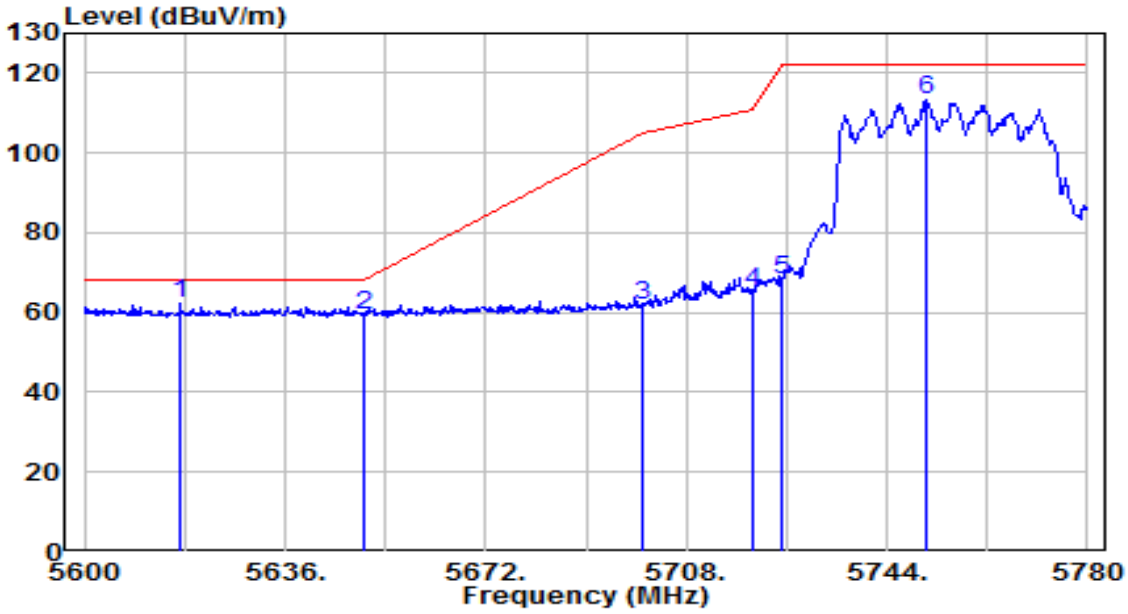

No		Frequency (MHz)	Reading (dBuV)	C.F (dB/m)	Measurement (dBuV/m)	Margin (dB)	Limit (dBuV/m)	Height (cm)	Angle (deg)	Remark (QP/PK/AV)
1	*	5617.100	56.97	5.16	62.13	-6.07	68.20	150	100	Peak
2		5650.000	53.91	5.27	59.19	-9.01	68.20	150	100	Peak
3		5700.000	56.22	5.44	61.66	-43.54	105.20	150	100	Peak
4		5720.000	59.89	5.51	65.40	-45.40	110.80	150	100	Peak
5		5725.000	62.69	5.53	68.21	-53.99	122.20	150	100	Peak
6		5751.020	107.56	5.61	113.17	N/A	N/A	150	100	Peak

Note:

1. " *", means this data is the worst emission level.
2. C.F (Correction Factor) = Antenna Factor (dB/m) + Cable Loss (dB) – Preamplifier(dB) + 20dB Attenuation.
3. Measurement (dBuV/m) = Reading(dBuV) + C.F (Correction Factor).
4. The emission levels of other frequencies are very lower than the limit and not show in test report.

EUT	AX3000 Wi-Fi 6 Portable Router	Date of Test	2024-08-29
Factor	BBHA 9120D	Temp. / Humidity	25°C /60%
Polarity	Vertical	Site / Test Engineer	AC1 / Todd
Test Mode	802.11ax-40MHz_TX_Band4_CH 151_ANT 1+2+3	Test Voltage	AC 120V/60Hz

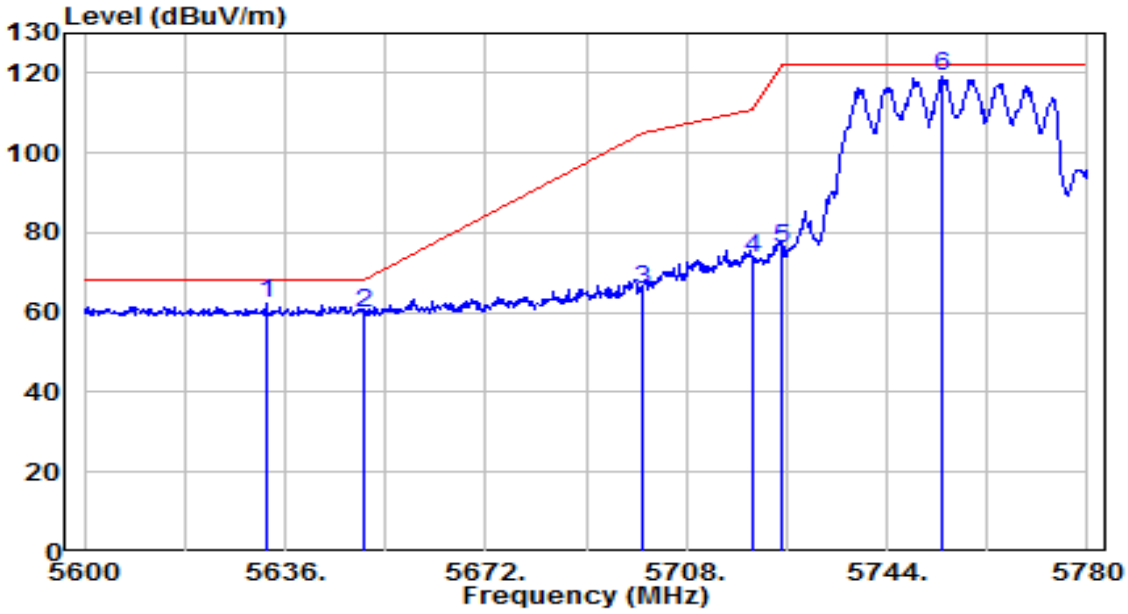

No		Frequency (MHz)	Reading (dBuV)	C.F (dB/m)	Measurement (dBuV/m)	Margin (dB)	Limit (dBuV/m)	Height (cm)	Angle (deg)	Remark (QP/PK/AV)
1	*	5632.760	56.98	5.22	62.20	-6.00	68.20	100	145	Peak
2		5650.000	54.75	5.27	60.03	-8.17	68.20	100	145	Peak
3		5700.000	60.11	5.44	65.55	-39.65	105.20	100	145	Peak
4		5720.000	67.95	5.51	73.46	-37.34	110.80	100	145	Peak
5		5725.000	70.69	5.53	76.21	-45.99	122.20	100	145	Peak
6		5753.900	113.48	5.62	119.10	N/A	N/A	100	145	Peak

Note:

1. " *", means this data is the worst emission level.
2. C.F (Correction Factor) = Antenna Factor (dB/m) + Cable Loss (dB) – Preamplifier(dB) + 20dB Attenuation.
3. Measurement (dBuV/m) = Reading(dBuV) + C.F (Correction Factor).
4. The emission levels of other frequencies are very lower than the limit and not show in test report.

EUT	AX3000 Wi-Fi 6 Portable Router	Date of Test	2024-08-29
Factor	BBHA 9120D	Temp. / Humidity	25°C /60%
Polarity	Horizontal	Site / Test Engineer	AC1 / Todd
Test Mode	802.11ax-40MHz_TX_Band4_CH 159_ANT 1+2+3	Test Voltage	AC 120V/60Hz

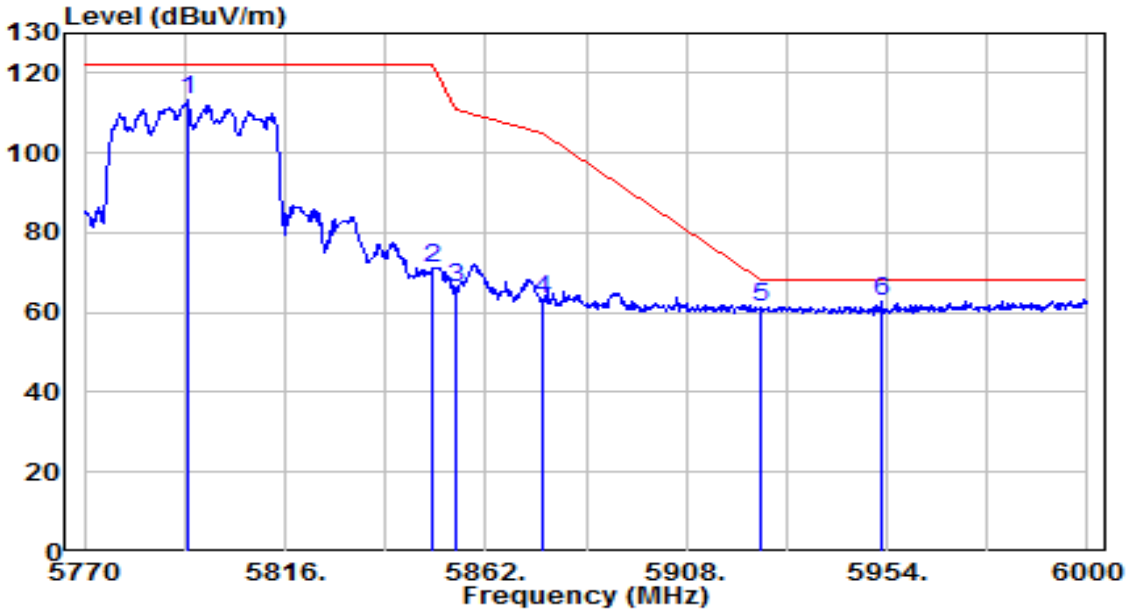

No		Frequency (MHz)	Reading (dBuV)	C.F (dB/m)	Measurement (dBuV/m)	Margin (dB)	Limit (dBuV/m)	Height (cm)	Angle (deg)	Remark (QP/PK/AV)
1		5793.460	107.54	5.76	113.30	N/A	N/A	140	100	Peak
2		5850.000	65.39	5.95	71.33	-50.87	122.20	140	100	Peak
3		5855.000	60.24	5.96	66.21	-44.59	110.80	140	100	Peak
4		5875.000	57.34	6.03	63.37	-41.83	105.20	140	100	Peak
5		5925.000	54.97	6.20	61.17	-7.03	68.20	140	100	Peak
6	*	5953.080	56.58	6.29	62.87	-5.33	68.20	140	100	Peak

Note:

1. " *", means this data is the worst emission level.
2. C.F (Correction Factor) = Antenna Factor (dB/m) + Cable Loss (dB) – Preamplifier(dB) + 20dB Attenuation.
3. Measurement (dBuV/m) = Reading(dBuV) + C.F (Correction Factor).
4. The emission levels of other frequencies are very lower than the limit and not show in test report.

EUT	AX3000 Wi-Fi 6 Portable Router	Date of Test	2024-08-29
Factor	BBHA 9120D	Temp. / Humidity	25°C /60%
Polarity	Vertical	Site / Test Engineer	AC1 / Todd
Test Mode	802.11ax-40MHz_TX_Band4_CH 159_ANT 1+2+3	Test Voltage	AC 120V/60Hz

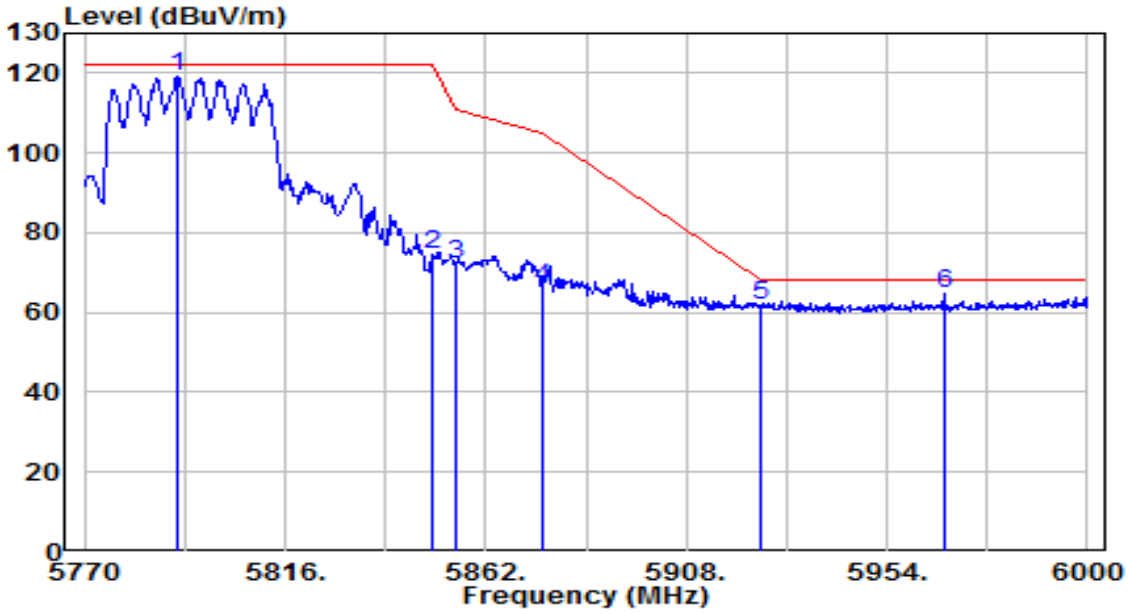

No		Frequency (MHz)	Reading (dBuV)	C.F (dB/m)	Measurement (dBuV/m)	Margin (dB)	Limit (dBuV/m)	Height (cm)	Angle (deg)	Remark (QP/PK/AV)
1		5791.160	113.60	5.75	119.35	N/A	N/A	120	145	Peak
2		5850.000	68.42	5.95	74.36	-47.84	122.20	120	145	Peak
3		5855.000	66.33	5.96	72.29	-38.51	110.80	120	145	Peak
4		5875.000	60.31	6.03	66.34	-38.86	105.20	120	145	Peak
5		5925.000	55.73	6.20	61.93	-6.27	68.20	120	145	Peak
6	*	5967.110	58.23	6.34	64.57	-3.63	68.20	120	145	Peak

Note:

1. " *", means this data is the worst emission level.
2. C.F (Correction Factor) = Antenna Factor (dB/m) + Cable Loss (dB) – Preamplifier(dB) + 20dB Attenuation.
3. Measurement (dBuV/m) = Reading(dBuV) + C.F (Correction Factor).
4. The emission levels of other frequencies are very lower than the limit and not show in test report.

EUT	AX3000 Wi-Fi 6 Portable Router	Date of Test	2024-08-29
Factor	BBHA 9120D	Temp. / Humidity	25°C /60%
Polarity	Horizontal	Site / Test Engineer	AC1 / Todd
Test Mode	802.11ax-80MHz_TX_Band1_CH 42_ANT 1+2+3	Test Voltage	AC 120V/60Hz

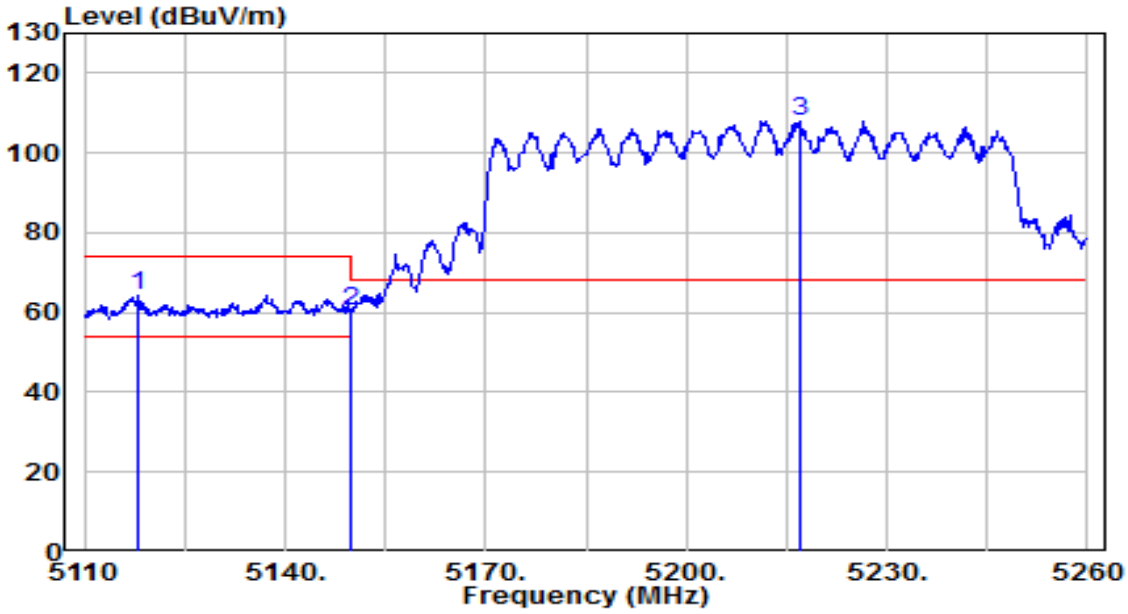

No		Frequency (MHz)	Reading (dBuV)	C.F (dB/m)	Measurement (dBuV/m)	Margin (dB)	Limit (dBuV/m)	Height (cm)	Angle (deg)	Remark (QP/PK/AV)
1	*	5118.100	59.97	4.23	64.20	-9.80	74.00	105	230	Peak
2		5150.000	56.18	4.27	60.45	-13.55	74.00	105	230	Peak
3		5216.950	103.79	4.37	108.16	N/A	N/A	105	230	Peak

Note:

1. " *", means this data is the worst emission level.
2. C.F (Correction Factor) = Antenna Factor (dB/m) + Cable Loss (dB) – Preamplifier(dB) + 20dB Attenuation.
3. Measurement (dBuV/m) = Reading(dBuV) + C.F (Correction Factor).
4. The emission levels of other frequencies are very lower than the limit and not show in test report.

EUT	AX3000 Wi-Fi 6 Portable Router	Date of Test	2024-08-29
Factor	BBHA 9120D	Temp. / Humidity	25°C /60%
Polarity	Horizontal	Site / Test Engineer	AC1 / Todd
Test Mode	802.11ax-80MHz_TX_Band1_CH 42_ANT 1+2+3	Test Voltage	AC 120V/60Hz

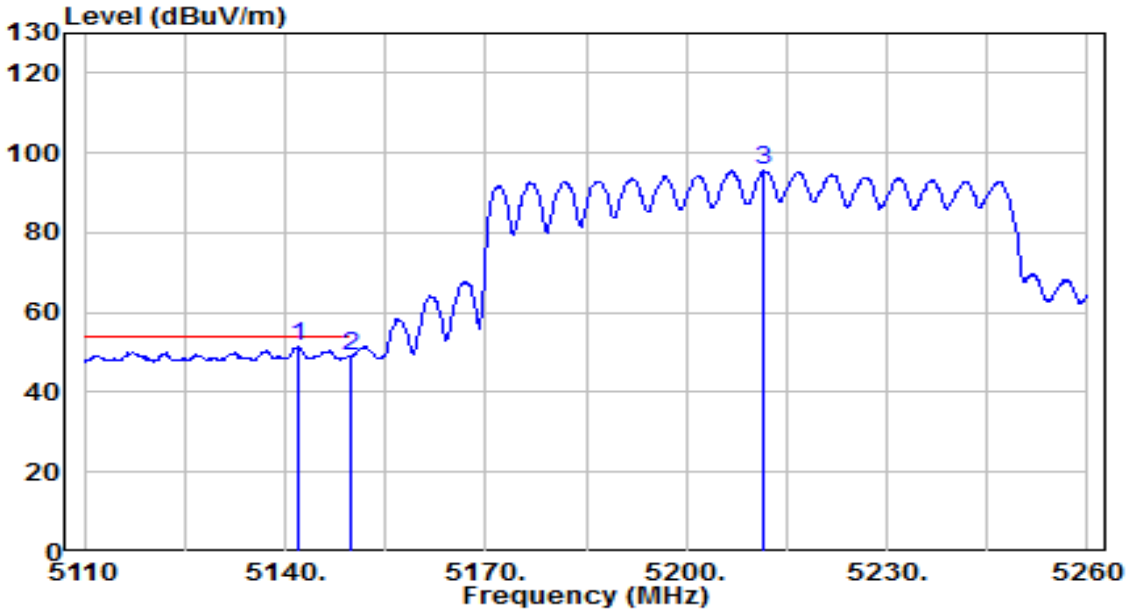

No		Frequency (MHz)	Reading (dBuV)	C.F (dB/m)	Measurement (dBuV/m)	Margin (dB)	Limit (dBuV/m)	Height (cm)	Angle (deg)	Remark (QP/PK/AV)
1	*	5141.800	47.00	4.26	51.26	-2.74	54.00	105	230	Average
2		5150.000	44.77	4.27	49.04	-4.96	54.00	105	230	Average
3		5211.550	91.40	4.36	95.76	N/A	N/A	105	230	Average

Note:

1. " *", means this data is the worst emission level.
2. C.F (Correction Factor) = Antenna Factor (dB/m) + Cable Loss (dB) – Preamplifier(dB) + 20dB Attenuation.
3. Measurement (dBuV/m) = Reading(dBuV) + C.F (Correction Factor).
4. The emission levels of other frequencies are very lower than the limit and not show in test report.

EUT	AX3000 Wi-Fi 6 Portable Router	Date of Test	2024-08-29
Factor	BBHA 9120D	Temp. / Humidity	25°C /60%
Polarity	Vertical	Site / Test Engineer	AC1 / Todd
Test Mode	802.11ax-80MHz_TX_Band1_CH 42_ANT 1+2+3	Test Voltage	AC 120V/60Hz

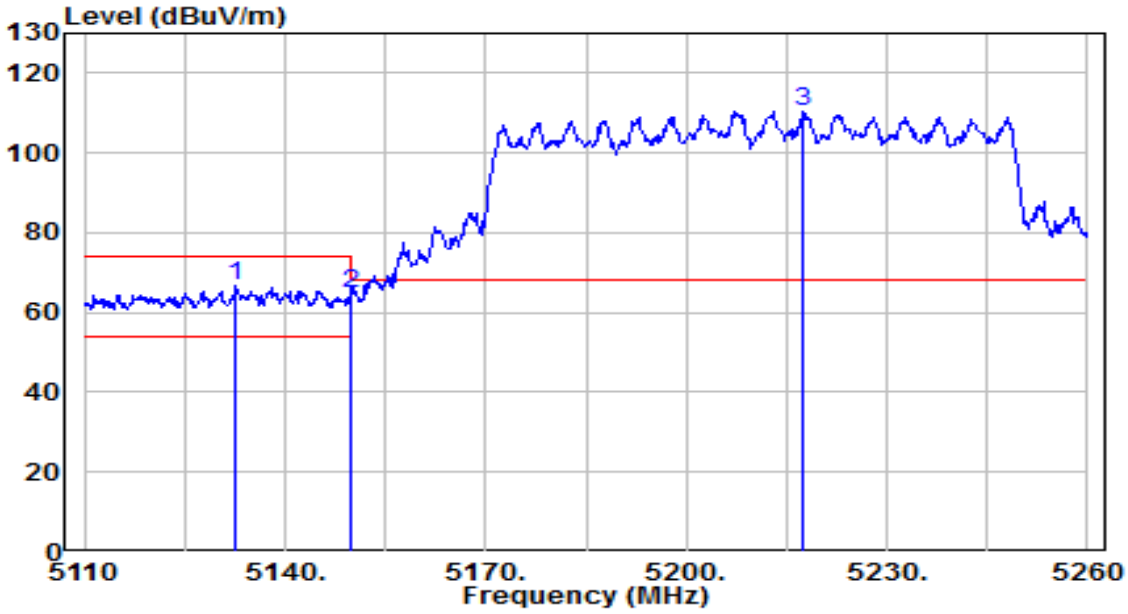

No		Frequency (MHz)	Reading (dBuV)	C.F (dB/m)	Measurement (dBuV/m)	Margin (dB)	Limit (dBuV/m)	Height (cm)	Angle (deg)	Remark (QP/PK/AV)
1	*	5132.650	62.39	4.25	66.64	-7.36	74.00	100	255	Peak
2		5150.000	60.34	4.27	64.61	-9.39	74.00	100	255	Peak
3		5217.550	106.02	4.37	110.39	N/A	N/A	100	255	Peak

Note:

1. " *", means this data is the worst emission level.
2. C.F (Correction Factor) = Antenna Factor (dB/m) + Cable Loss (dB) – Preamplifier(dB) + 20dB Attenuation.
3. Measurement (dBuV/m) = Reading(dBuV) + C.F (Correction Factor).
4. The emission levels of other frequencies are very lower than the limit and not show in test report.

EUT	AX3000 Wi-Fi 6 Portable Router	Date of Test	2024-08-29
Factor	BBHA 9120D	Temp. / Humidity	25°C /60%
Polarity	Vertical	Site / Test Engineer	AC1 / Todd
Test Mode	802.11ax-80MHz_TX_Band1_CH 42_ANT 1+2+3	Test Voltage	AC 120V/60Hz

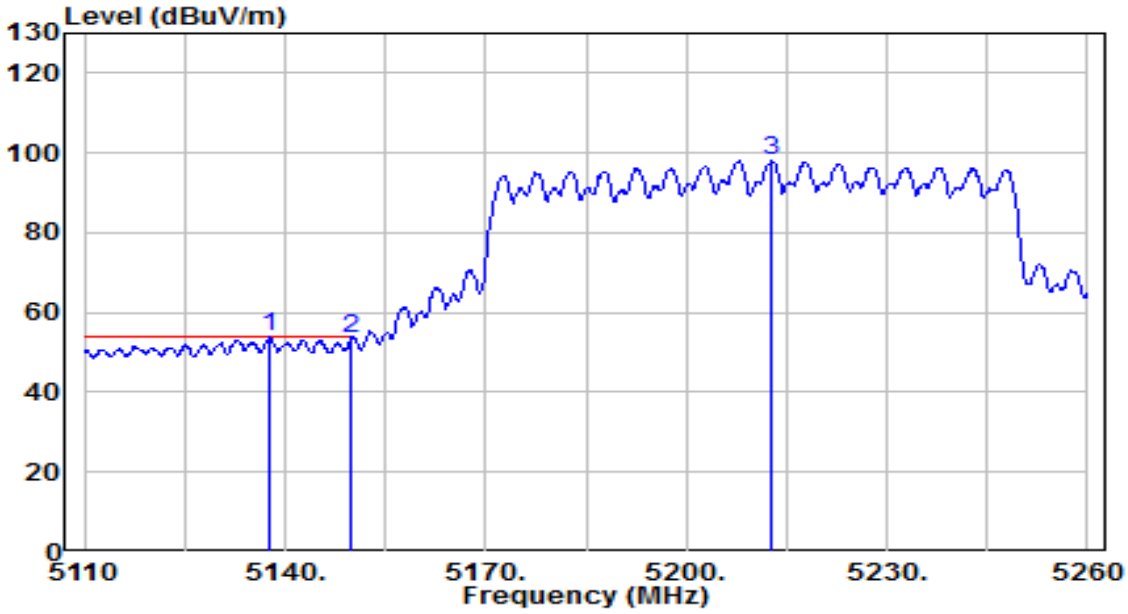

No		Frequency (MHz)	Reading (dBuV)	C.F (dB/m)	Measurement (dBuV/m)	Margin (dB)	Limit (dBuV/m)	Height (cm)	Angle (deg)	Remark (QP/PK/AV)
1	*	5137.600	49.49	4.26	53.75	-0.25	54.00	100	255	Average
2		5150.000	49.25	4.27	53.52	-0.48	54.00	100	255	Average
3		5212.750	93.68	4.36	98.04	N/A	N/A	100	255	Average

Note:

1. " *", means this data is the worst emission level.
2. C.F (Correction Factor) = Antenna Factor (dB/m) + Cable Loss (dB) – Preamplifier(dB) + 20dB Attenuation.
3. Measurement (dBuV/m) = Reading(dBuV) + C.F (Correction Factor).
4. The emission levels of other frequencies are very lower than the limit and not show in test report.

EUT	AX3000 Wi-Fi 6 Portable Router	Date of Test	2024-08-29
Factor	BBHA 9120D	Temp. / Humidity	25°C /60%
Polarity	Horizontal	Site / Test Engineer	AC1 / Todd
Test Mode	802.11ax-80MHz_TX_Band2_CH 58_ANT 1+2+3	Test Voltage	AC 120V/60Hz

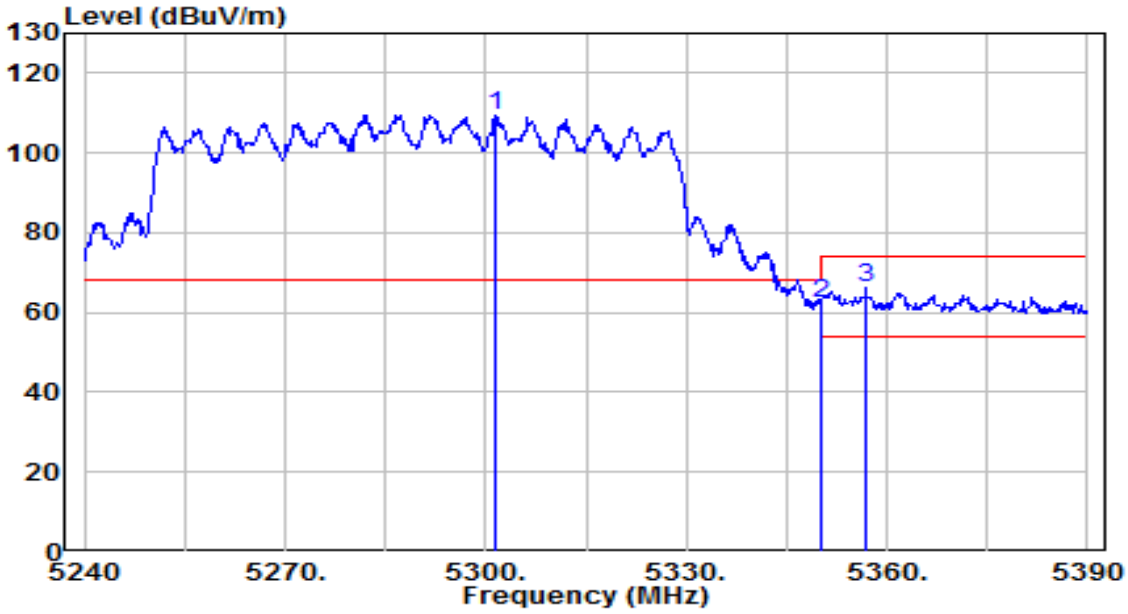

No		Frequency (MHz)	Reading (dBuV)	C.F (dB/m)	Measurement (dBuV/m)	Margin (dB)	Limit (dBuV/m)	Height (cm)	Angle (deg)	Remark (QP/PK/AV)
1		5301.500	104.80	4.49	109.28	N/A	N/A	245	100	Peak
2	*	5350.000	57.50	4.56	62.06	-6.14	68.20	245	100	Peak
3		5356.850	61.45	4.57	66.02	-7.98	74.00	245	100	Peak

Note:

1. " *", means this data is the worst emission level.
2. C.F (Correction Factor) = Antenna Factor (dB/m) + Cable Loss (dB) – Preamplifier(dB) + 20dB Attenuation.
3. Measurement (dBuV/m) = Reading(dBuV) + C.F (Correction Factor).
4. The emission levels of other frequencies are very lower than the limit and not show in test report.

EUT	AX3000 Wi-Fi 6 Portable Router	Date of Test	2024-08-29
Factor	BBHA 9120D	Temp. / Humidity	25°C /60%
Polarity	Horizontal	Site / Test Engineer	AC1 / Todd
Test Mode	802.11ax-80MHz_TX_Band2_CH 58_ANT 1+2+3	Test Voltage	AC 120V/60Hz

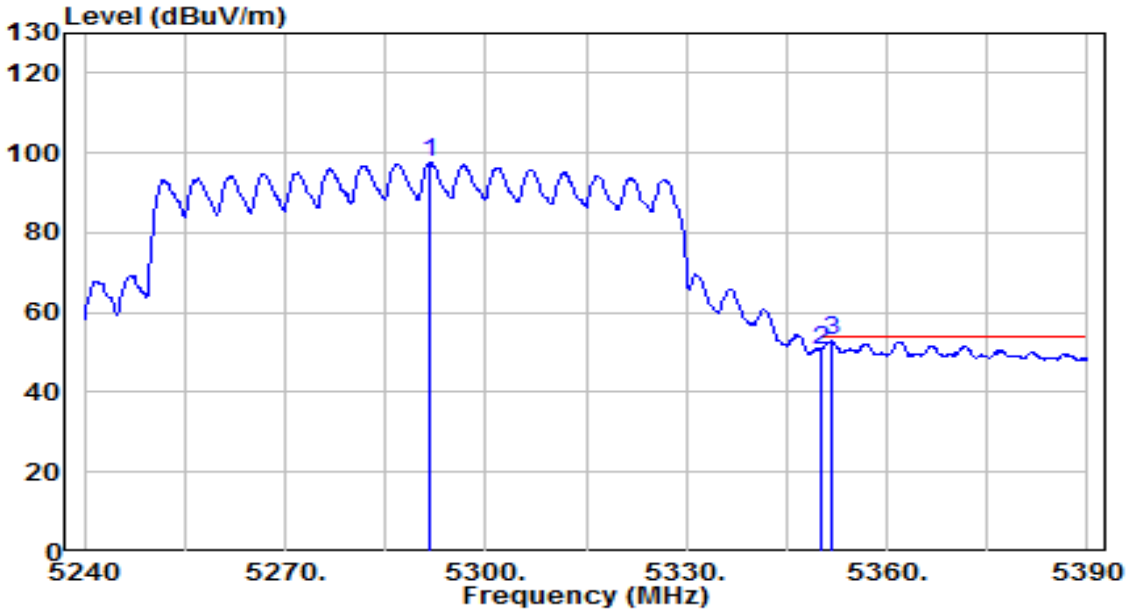

No		Frequency (MHz)	Reading (dBuV)	C.F (dB/m)	Measurement (dBuV/m)	Margin (dB)	Limit (dBuV/m)	Height (cm)	Angle (deg)	Remark (QP/PK/AV)
1		5291.600	93.25	4.47	97.73	N/A	N/A	245	100	Average
2		5350.000	46.19	4.56	50.75	-3.25	54.00	245	100	Average
3	*	5351.600	48.23	4.56	52.79	-1.21	54.00	245	100	Average

Note:

1. " *", means this data is the worst emission level.
2. C.F (Correction Factor) = Antenna Factor (dB/m) + Cable Loss (dB) – Preamplifier(dB) + 20dB Attenuation.
3. Measurement (dBuV/m) = Reading(dBuV) + C.F (Correction Factor).
4. The emission levels of other frequencies are very lower than the limit and not show in test report.

EUT	AX3000 Wi-Fi 6 Portable Router	Date of Test	2024-08-29
Factor	BBHA 9120D	Temp. / Humidity	25°C /60%
Polarity	Vertical	Site / Test Engineer	AC1 / Todd
Test Mode	802.11ax-80MHz_TX_Band2_CH 58_ANT 1+2+3	Test Voltage	AC 120V/60Hz

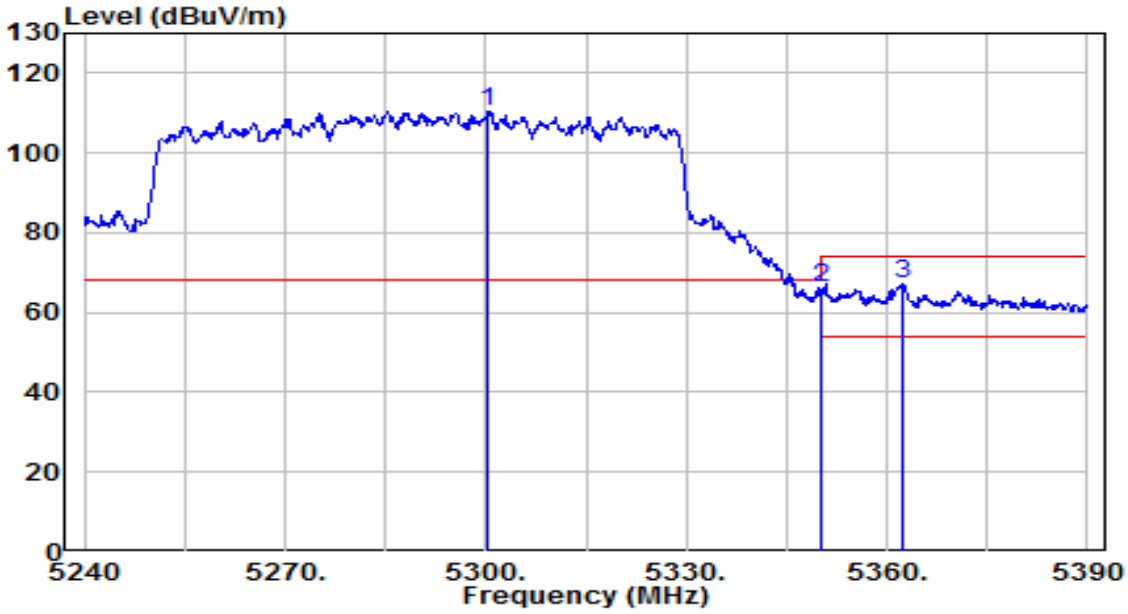

No		Frequency (MHz)	Reading (dBuV)	C.F (dB/m)	Measurement (dBuV/m)	Margin (dB)	Limit (dBuV/m)	Height (cm)	Angle (deg)	Remark (QP/PK/AV)
1		5300.450	106.02	4.49	110.51	N/A	N/A	125	255	Peak
2	*	5350.000	61.56	4.56	66.12	-2.08	68.20	125	255	Peak
3		5362.400	62.76	4.57	67.33	-6.67	74.00	125	255	Peak

Note:

1. " *", means this data is the worst emission level.
2. C.F (Correction Factor) = Antenna Factor (dB/m) + Cable Loss (dB) – Preamplifier(dB) + 20dB Attenuation.
3. Measurement (dBuV/m) = Reading(dBuV) + C.F (Correction Factor).
4. The emission levels of other frequencies are very lower than the limit and not show in test report.

EUT	AX3000 Wi-Fi 6 Portable Router	Date of Test	2024-08-29
Factor	BBHA 9120D	Temp. / Humidity	25°C /60%
Polarity	Vertical	Site / Test Engineer	AC1 / Todd
Test Mode	802.11ax-80MHz_TX_Band2_CH 58_ANT 1+2+3	Test Voltage	AC 120V/60Hz

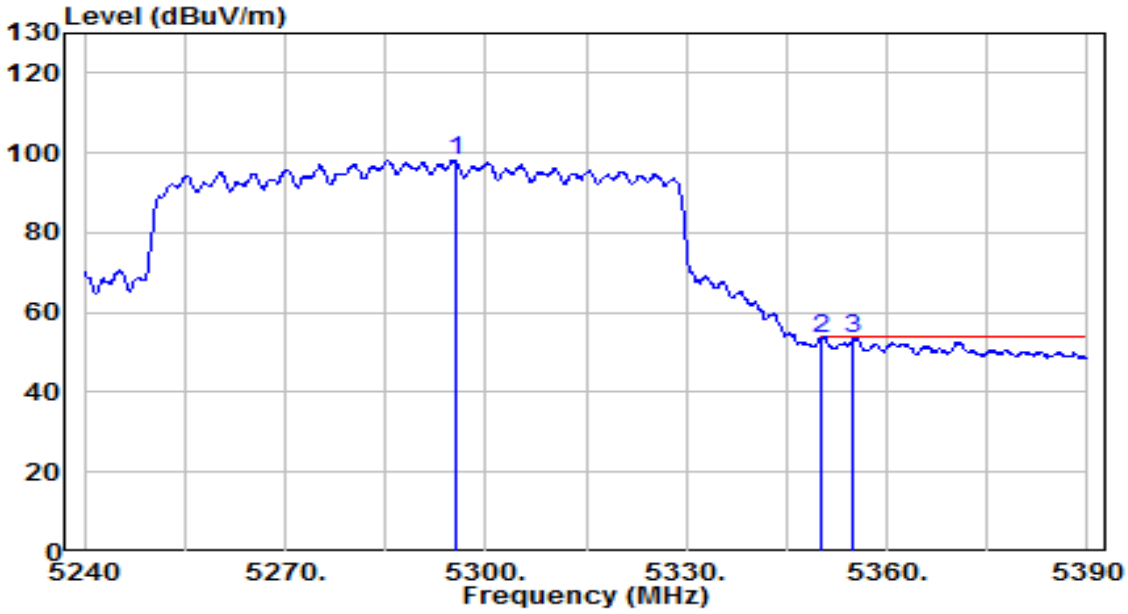

No		Frequency (MHz)	Reading (dBuV)	C.F (dB/m)	Measurement (dBuV/m)	Margin (dB)	Limit (dBuV/m)	Height (cm)	Angle (deg)	Remark (QP/PK/AV)
1		5295.500	93.54	4.48	98.02	N/A	N/A	125	255	Average
2		5350.000	48.88	4.56	53.44	-0.56	54.00	125	255	Average
3	*	5355.050	49.00	4.56	53.56	-0.44	54.00	125	255	Average

Note:

1. " *", means this data is the worst emission level.
2. C.F (Correction Factor) = Antenna Factor (dB/m) + Cable Loss (dB) – Preamplifier(dB) + 20dB Attenuation.
3. Measurement (dBuV/m) = Reading(dBuV) + C.F (Correction Factor).
4. The emission levels of other frequencies are very lower than the limit and not show in test report.

EUT	AX3000 Wi-Fi 6 Portable Router	Date of Test	2024-08-29
Factor	BBHA 9120D	Temp. / Humidity	23°C /59%
Polarity	Horizontal	Site / Test Engineer	AC1 / Todd
Test Mode	802.11ax-80MHz_TX_Band3_CH 106_ANT 1+2+3	Test Voltage	AC 120V/60Hz

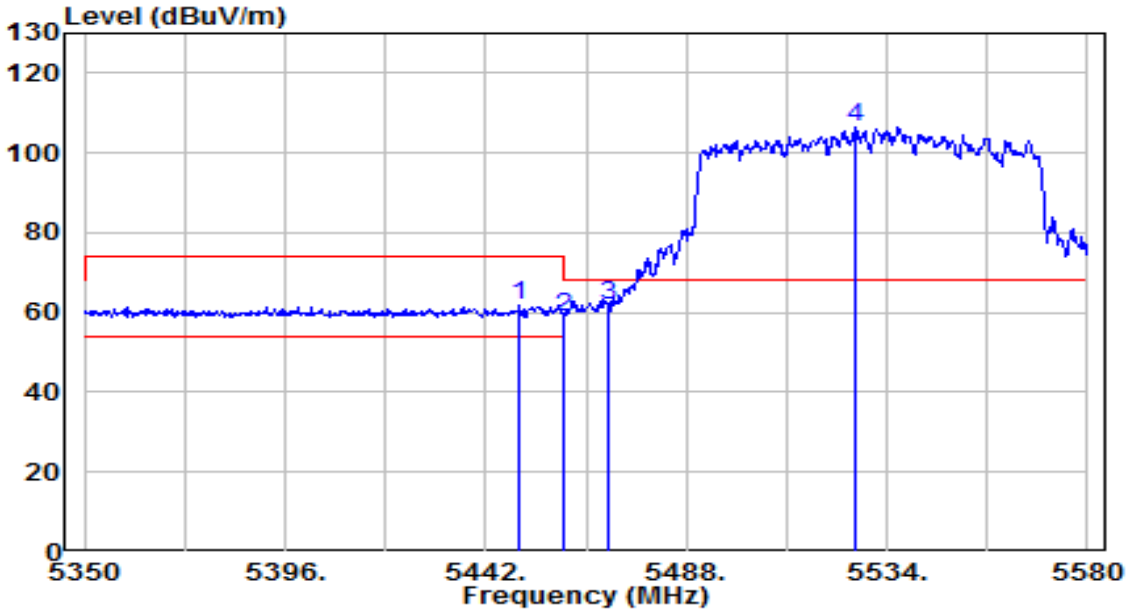

No		Frequency (MHz)	Reading (dBuV)	C.F (dB/m)	Measurement (dBuV/m)	Margin (dB)	Limit (dBuV/m)	Height (cm)	Angle (deg)	Remark (QP/PK/AV)
1		5449.590	56.98	4.70	61.67	-12.33	74.00	130	95	Peak
2		5460.000	54.39	4.71	59.10	-9.10	68.20	130	95	Peak
3	*	5470.000	56.92	4.73	61.65	-6.55	68.20	130	95	Peak
4		5526.870	101.57	4.86	106.43	N/A	N/A	130	95	Peak

Note:

1. " *", means this data is the worst emission level.
2. C.F (Correction Factor) = Antenna Factor (dB/m) + Cable Loss (dB) – Preamplifier(dB) + 20dB Attenuation.
3. Measurement (dBuV/m) = Reading(dBuV) + C.F (Correction Factor).
4. The emission levels of other frequencies are very lower than the limit and not show in test report.

EUT	AX3000 Wi-Fi 6 Portable Router	Date of Test	2024-08-29
Factor	BBHA 9120D	Temp. / Humidity	23°C /59%
Polarity	Horizontal	Site / Test Engineer	AC1 / Todd
Test Mode	802.11ax-80MHz_TX_Band3_CH 106_ANT 1+2+3	Test Voltage	AC 120V/60Hz

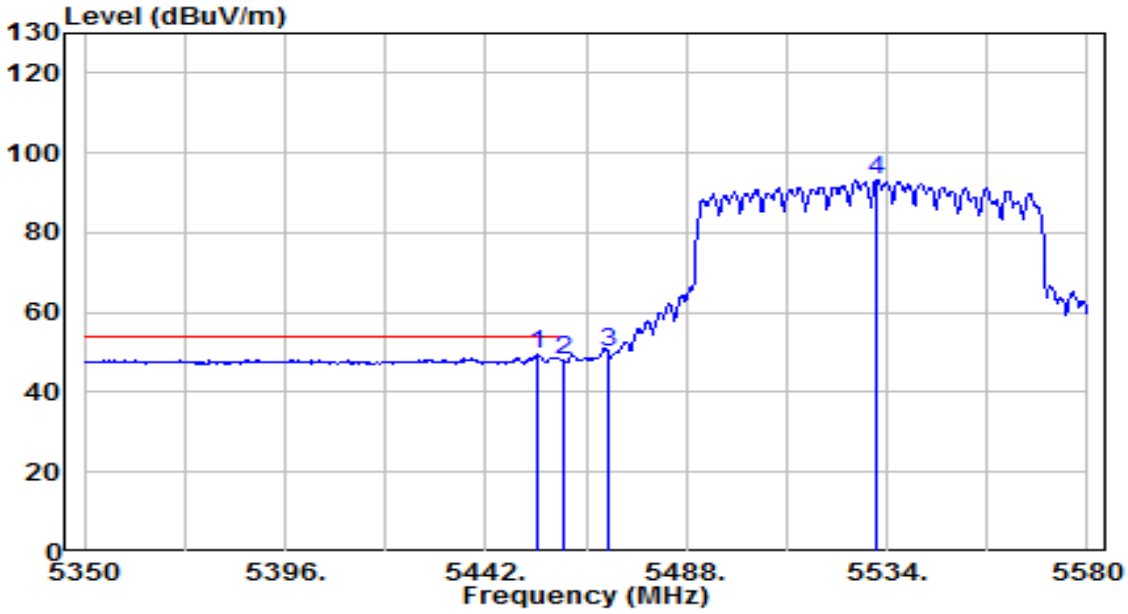

No		Frequency (MHz)	Reading (dBuV)	C.F (dB/m)	Measurement (dBuV/m)	Margin (dB)	Limit (dBuV/m)	Height (cm)	Angle (deg)	Remark (QP/PK/AV)
1	*	5453.960	44.83	4.70	49.54	-4.46	54.00	130	95	Average
2		5460.000	43.16	4.71	47.87	-6.13	54.00	130	95	Average
3		5470.000	45.11	4.73	49.84	N/A	N/A	130	95	Average
4		5531.700	88.38	4.88	93.25	N/A	N/A	130	95	Average

Note:

1. " *", means this data is the worst emission level.
2. C.F (Correction Factor) = Antenna Factor (dB/m) + Cable Loss (dB) – Preamplifier(dB) + 20dB Attenuation.
3. Measurement (dBuV/m) = Reading(dBuV) + C.F (Correction Factor).
4. The emission levels of other frequencies are very lower than the limit and not show in test report.

EUT	AX3000 Wi-Fi 6 Portable Router	Date of Test	2024-08-29
Factor	BBHA 9120D	Temp. / Humidity	23°C /59%
Polarity	Vertical	Site / Test Engineer	AC1 / Todd
Test Mode	802.11ax-80MHz_TX_Band3_CH 106_ANT 1+2+3	Test Voltage	AC 120V/60Hz

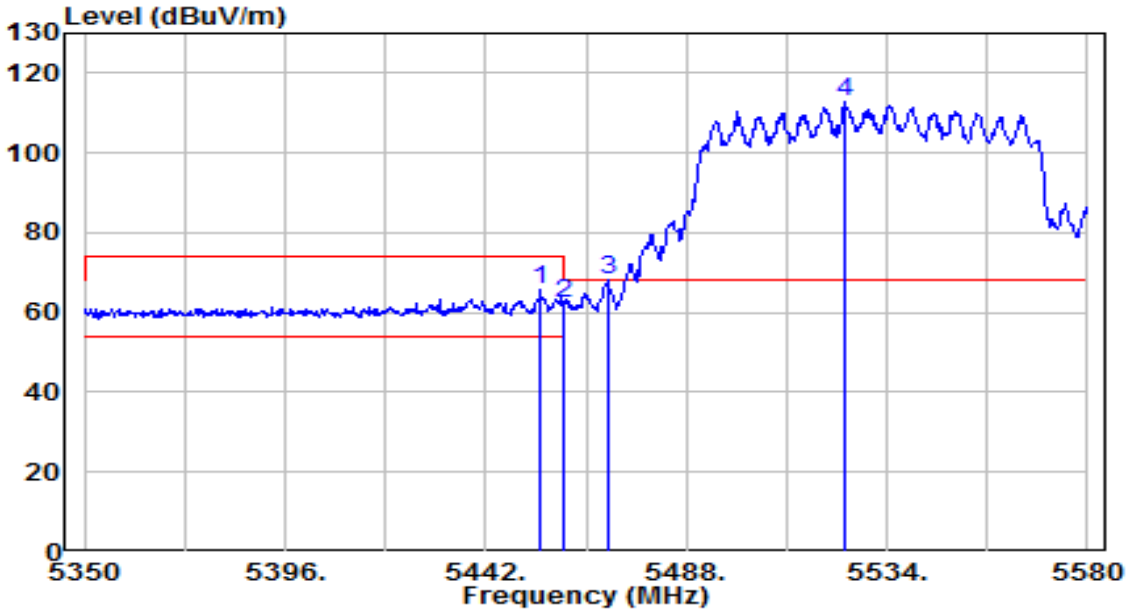

No		Frequency (MHz)	Reading (dBuV)	C.F (dB/m)	Measurement (dBuV/m)	Margin (dB)	Limit (dBuV/m)	Height (cm)	Angle (deg)	Remark (QP/PK/AV)
1		5454.420	60.97	4.71	65.67	-8.33	74.00	100	155	Peak
2		5460.000	57.63	4.71	62.35	-5.85	68.20	100	155	Peak
3	*	5470.000	63.25	4.73	67.98	-0.22	68.20	100	155	Peak
4		5524.110	107.92	4.85	112.77	N/A	N/A	100	155	Peak

Note:

1. " *", means this data is the worst emission level.
2. C.F (Correction Factor) = Antenna Factor (dB/m) + Cable Loss (dB) – Preamplifier(dB) + 20dB Attenuation.
3. Measurement (dBuV/m) = Reading(dBuV) + C.F (Correction Factor).
4. The emission levels of other frequencies are very lower than the limit and not show in test report.

EUT	AX3000 Wi-Fi 6 Portable Router	Date of Test	2024-08-29
Factor	BBHA 9120D	Temp. / Humidity	23°C /59%
Polarity	Vertical	Site / Test Engineer	AC1 / Todd
Test Mode	802.11ax-80MHz_TX_Band3_CH 106_ANT 1+2+3	Test Voltage	AC 120V/60Hz

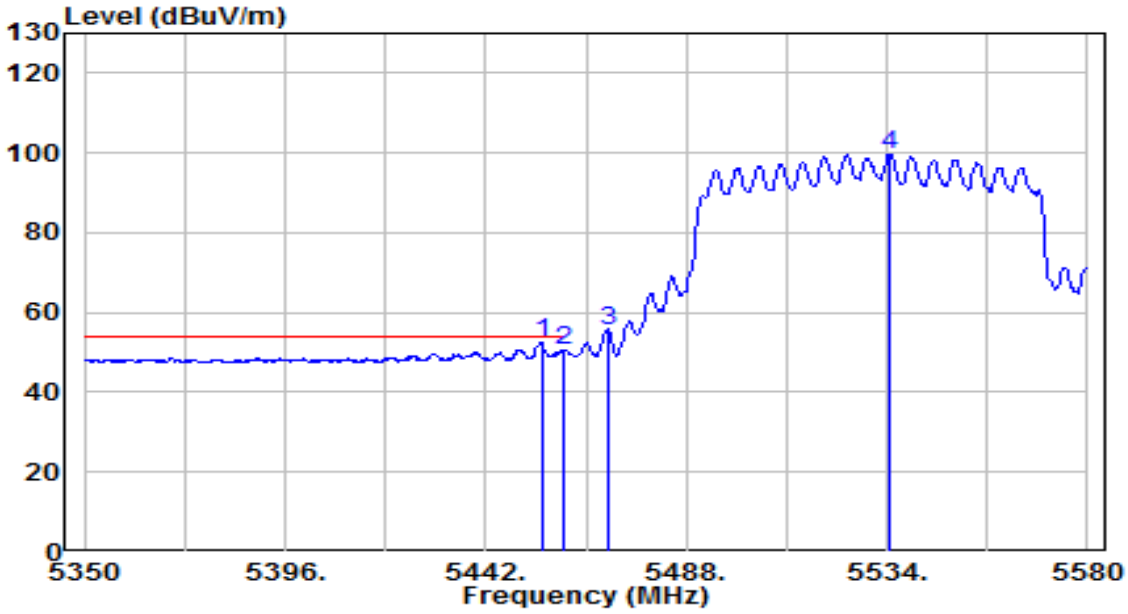

No		Frequency (MHz)	Reading (dBuV)	C.F (dB/m)	Measurement (dBuV/m)	Margin (dB)	Limit (dBuV/m)	Height (cm)	Angle (deg)	Remark (QP/PK/AV)
1	*	5454.880	47.70	4.71	52.40	-1.60	54.00	100	155	Average
2		5460.000	45.72	4.71	50.43	-3.57	54.00	100	155	Average
3		5470.000	50.74	4.73	55.46	N/A	N/A	100	155	Average
4		5534.690	94.65	4.89	99.54	N/A	N/A	100	155	Average

Note:

1. " *", means this data is the worst emission level.
2. C.F (Correction Factor) = Antenna Factor (dB/m) + Cable Loss (dB) – Preamplifier(dB) + 20dB Attenuation.
3. Measurement (dBuV/m) = Reading(dBuV) + C.F (Correction Factor).
4. The emission levels of other frequencies are very lower than the limit and not show in test report.

EUT	AX3000 Wi-Fi 6 Portable Router	Date of Test	2024-08-29
Factor	BBHA 9120D	Temp. / Humidity	25°C /60%
Polarity	Horizontal	Site / Test Engineer	AC1 / Todd
Test Mode	802.11ax-80MHz_TX_Band4_CH 155_ANT 1+2+3	Test Voltage	AC 120V/60Hz

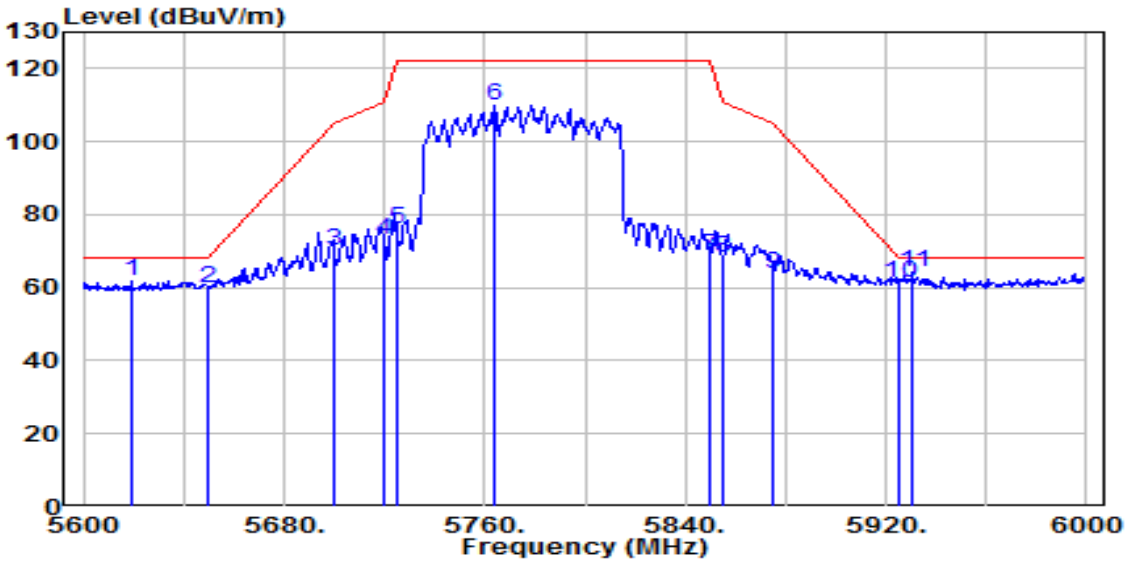

No		Frequency (MHz)	Reading (dBuV)	C.F (dB/m)	Measurement (dBuV/m)	Margin (dB)	Limit (dBuV/m)	Height (cm)	Angle (deg)	Remark (QP/PK/AV)
1		5618.800	56.79	5.17	61.96	-6.24	68.20	100	95	Peak
2		5650.000	54.55	5.27	59.82	-8.38	68.20	100	95	Peak
3		5700.000	64.73	5.44	70.17	-35.03	105.20	100	95	Peak
4		5720.000	67.66	5.51	73.17	-37.63	110.80	100	95	Peak
5		5725.000	70.50	5.53	76.02	-46.18	122.20	100	95	Peak
6		5764.000	104.29	5.66	109.95	N/A	N/A	100	95	Peak
7		5850.000	62.97	5.95	68.91	-53.29	122.20	100	95	Peak
8		5855.000	62.18	5.96	68.14	-42.66	110.80	100	95	Peak
9		5875.000	57.60	6.03	63.63	-41.57	105.20	100	95	Peak
10		5925.000	55.25	6.20	61.45	-6.75	68.20	100	95	Peak
11	*	5930.800	57.97	6.22	64.18	-4.02	68.20	100	95	Peak

Note:

1. " *", means this data is the worst emission level.
2. C.F (Correction Factor) = Antenna Factor (dB/m) + Cable Loss (dB) – Preamplifier(dB) + 20dB Attenuation.
3. Measurement (dBuV/m) = Reading(dBuV) + C.F (Correction Factor).
4. The emission levels of other frequencies are very lower than the limit and not show in test report.

EUT	AX3000 Wi-Fi 6 Portable Router	Date of Test	2024-08-29
Factor	BBHA 9120D	Temp. / Humidity	25°C /60%
Polarity	Vertical	Site / Test Engineer	AC1 / Todd
Test Mode	802.11ax-80MHz_TX_Band4_CH 155_ANT 1+2+3	Test Voltage	AC 120V/60Hz

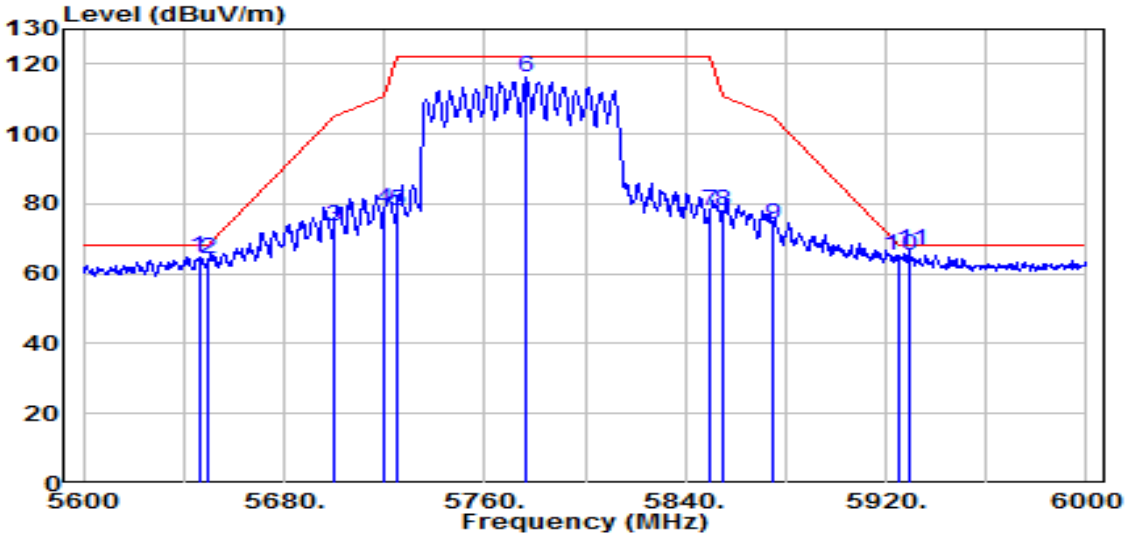

No		Frequency (MHz)	Reading (dBuV)	C.F (dB/m)	Measurement (dBuV/m)	Margin (dB)	Limit (dBuV/m)	Height (cm)	Angle (deg)	Remark (QP/PK/AV)
1		5646.000	59.46	5.26	64.72	-3.48	68.20	100	145	Peak
2		5650.000	58.94	5.27	64.21	-3.99	68.20	100	145	Peak
3		5700.000	68.22	5.44	73.66	-31.54	105.20	100	145	Peak
4		5720.000	72.91	5.51	78.42	-32.38	110.80	100	145	Peak
5		5725.000	72.50	5.53	78.03	-44.17	122.20	100	145	Peak
6		5776.400	110.81	5.70	116.51	N/A	N/A	100	145	Peak
7		5850.000	72.28	5.95	78.22	-43.98	122.20	100	145	Peak
8		5855.000	72.02	5.96	77.98	-32.82	110.80	100	145	Peak
9		5875.000	68.17	6.03	74.20	-31.00	105.20	100	145	Peak
10		5925.000	58.96	6.20	65.16	-3.04	68.20	100	145	Peak
11	*	5929.600	60.55	6.21	66.76	-1.44	68.20	100	145	Peak

Note:

1. " *", means this data is the worst emission level.
2. C.F (Correction Factor) = Antenna Factor (dB/m) + Cable Loss (dB) – Preamplifier(dB) + 20dB Attenuation.
3. Measurement (dBuV/m) = Reading(dBuV) + C.F (Correction Factor).
4. The emission levels of other frequencies are very lower than the limit and not show in test report.

EUT	AX3000 Wi-Fi 6 Portable Router	Date of Test	2024-08-29
Factor	BBHA 9120D	Temp. / Humidity	25°C /60%
Polarity	Horizontal	Site / Test Engineer	AC1 / Todd
Test Mode	802.11ax-160MHz_TX_Band1,2_CH 50_ANT 1+2+3	Test Voltage	AC 120V/60Hz

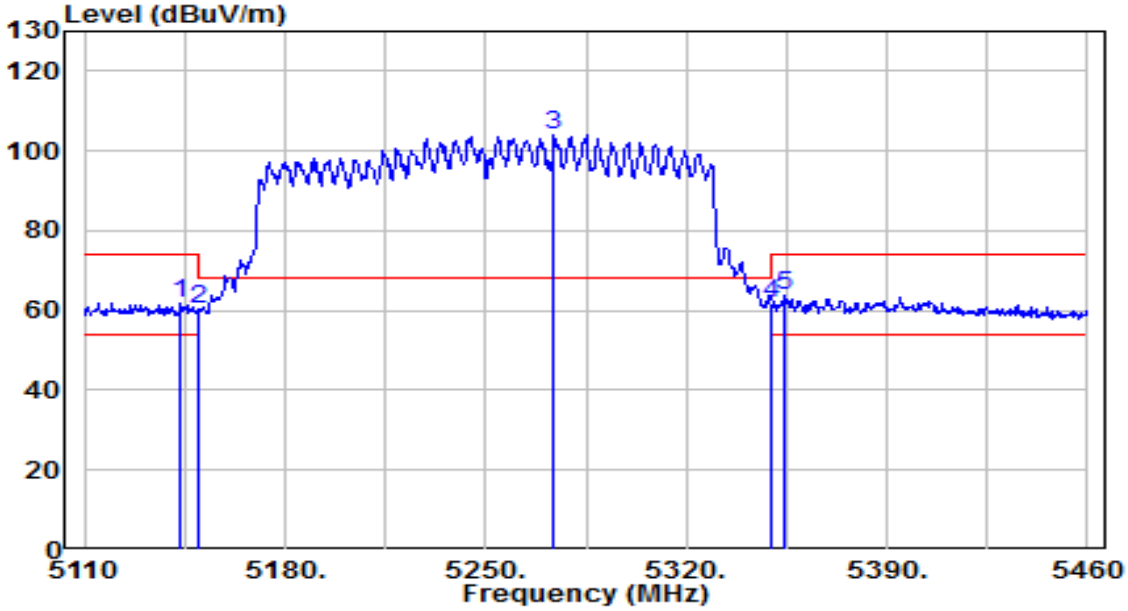

No		Frequency (MHz)	Reading (dBuV)	C.F (dB/m)	Measurement (dBuV/m)	Margin (dB)	Limit (dBuV/m)	Height (cm)	Angle (deg)	Remark (QP/PK/AV)
1		5143.600	57.51	4.26	61.77	-12.23	74.00	230	100	Peak
2		5150.000	56.02	4.27	60.30	-13.70	74.00	230	100	Peak
3		5273.800	99.41	4.45	103.85	N/A	N/A	230	100	Peak
4	*	5350.000	57.32	4.56	61.87	-6.33	68.20	230	100	Peak
5		5354.650	59.44	4.56	64.01	-9.99	74.00	230	100	Peak

Note:

1. " *", means this data is the worst emission level.
2. C.F (Correction Factor) = Antenna Factor (dB/m) + Cable Loss (dB) – Preamplifier(dB) + 20dB Attenuation.
3. Measurement (dBuV/m) = Reading(dBuV) + C.F (Correction Factor).
4. The emission levels of other frequencies are very lower than the limit and not show in test report.

EUT	AX3000 Wi-Fi 6 Portable Router	Date of Test	2024-08-29
Factor	BBHA 9120D	Temp. / Humidity	25°C /60%
Polarity	Horizontal	Site / Test Engineer	AC1 / Todd
Test Mode	802.11ax-160MHz_TX_Band1,2_CH 50_ANT 1+2+3	Test Voltage	AC 120V/60Hz

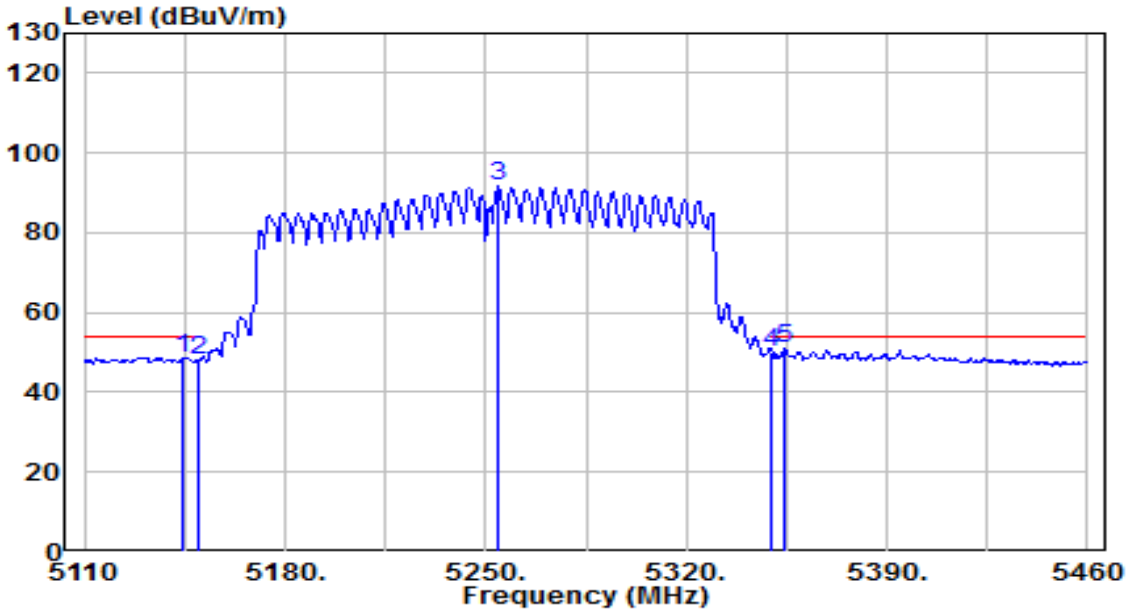

No		Frequency (MHz)	Reading (dBuV)	C.F (dB/m)	Measurement (dBuV/m)	Margin (dB)	Limit (dBuV/m)	Height (cm)	Angle (deg)	Remark (QP/PK/AV)
1		5144.650	44.53	4.27	48.79	-5.21	54.00	230	100	Average
2		5150.000	43.83	4.27	48.10	-5.90	54.00	230	100	Average
3		5254.200	87.20	4.42	91.62	N/A	N/A	230	100	Average
4		5350.000	45.39	4.56	49.95	-4.05	54.00	230	100	Average
5	*	5354.300	46.25	4.56	50.81	-3.19	54.00	230	100	Average

Note:

1. " *", means this data is the worst emission level.
2. C.F (Correction Factor) = Antenna Factor (dB/m) + Cable Loss (dB) – Preamplifier(dB) + 20dB Attenuation.
3. Measurement (dBuV/m) = Reading(dBuV) + C.F (Correction Factor).
4. The emission levels of other frequencies are very lower than the limit and not show in test report.

EUT	AX3000 Wi-Fi 6 Portable Router	Date of Test	2024-08-29
Factor	BBHA 9120D	Temp. / Humidity	25°C /60%
Polarity	Vertical	Site / Test Engineer	AC1 / Todd
Test Mode	802.11ax-160MHz_TX_Band1,2_CH 50_ANT 1+2+3	Test Voltage	AC 120V/60Hz

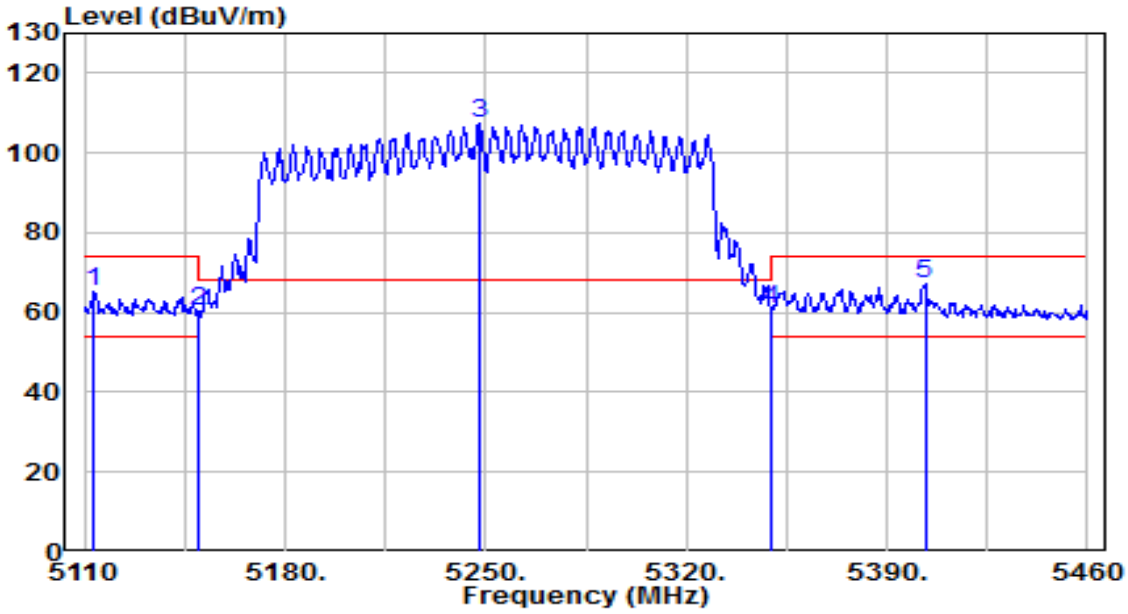

No		Frequency (MHz)	Reading (dBuV)	C.F (dB/m)	Measurement (dBuV/m)	Margin (dB)	Limit (dBuV/m)	Height (cm)	Angle (deg)	Remark (QP/PK/AV)
1		5113.500	60.78	4.22	65.00	-9.00	74.00	105	115	Peak
2		5150.000	56.25	4.27	60.52	-13.48	74.00	105	115	Peak
3		5247.550	102.82	4.41	107.23	N/A	N/A	105	115	Peak
4		5350.000	56.43	4.56	60.99	-7.21	68.20	105	115	Peak
5	*	5403.300	62.58	4.63	67.22	-6.78	74.00	105	115	Peak

Note:

1. " *", means this data is the worst emission level.
2. C.F (Correction Factor) = Antenna Factor (dB/m) + Cable Loss (dB) – Preamplifier(dB) + 20dB Attenuation.
3. Measurement (dBuV/m) = Reading(dBuV) + C.F (Correction Factor).
4. The emission levels of other frequencies are very lower than the limit and not show in test report.

EUT	AX3000 Wi-Fi 6 Portable Router	Date of Test	2024-08-29
Factor	BBHA 9120D	Temp. / Humidity	25°C /60%
Polarity	Vertical	Site / Test Engineer	AC1 / Todd
Test Mode	802.11ax-160MHz_TX_Band1,2_CH 50_ANT 1+2+3	Test Voltage	AC 120V/60Hz

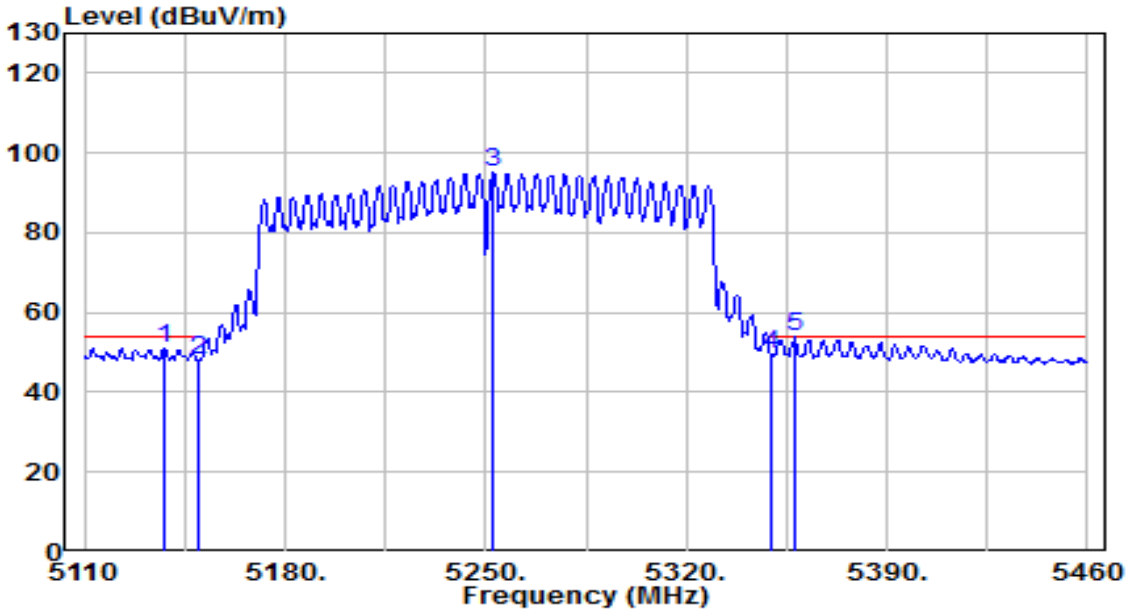

No		Frequency (MHz)	Reading (dBuV)	C.F (dB/m)	Measurement (dBuV/m)	Margin (dB)	Limit (dBuV/m)	Height (cm)	Angle (deg)	Remark (QP/PK/AV)
1		5137.650	46.79	4.26	51.04	-2.96	54.00	105	115	Average
2		5150.000	44.03	4.27	48.30	-5.70	54.00	105	115	Average
3		5252.450	90.51	4.42	94.92	N/A	N/A	105	115	Average
4		5350.000	44.79	4.56	49.34	-4.66	54.00	105	115	Average
5	*	5357.800	49.20	4.57	53.77	-0.23	54.00	105	115	Average

Note:

1. " *", means this data is the worst emission level.
2. C.F (Correction Factor) = Antenna Factor (dB/m) + Cable Loss (dB) – Preamplifier(dB) + 20dB Attenuation.
3. Measurement (dBuV/m) = Reading(dBuV) + C.F (Correction Factor).
4. The emission levels of other frequencies are very lower than the limit and not show in test report.

EUT	AX3000 Wi-Fi 6 Portable Router	Date of Test	2024-08-29
Factor	BBHA 9120D	Temp. / Humidity	23°C /59%
Polarity	Horizontal	Site / Test Engineer	AC1 / Todd
Test Mode	802.11ax-160MHz_TX_Band3_CH 114_ANT 1+2+3	Test Voltage	AC 120V/60Hz

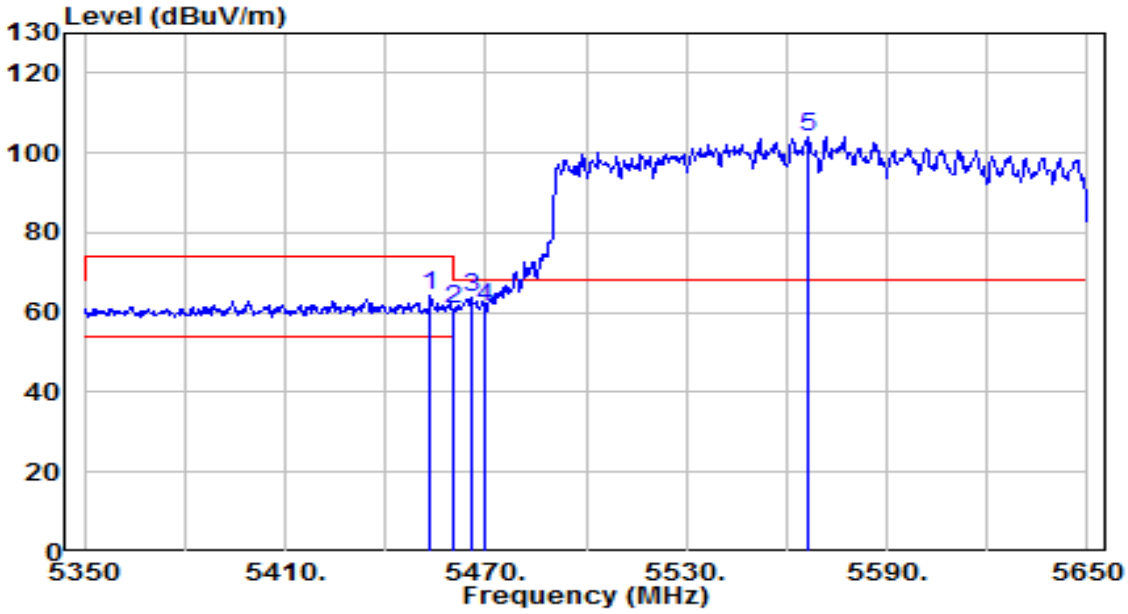

No		Frequency (MHz)	Reading (dBuV)	C.F (dB/m)	Measurement (dBuV/m)	Margin (dB)	Limit (dBuV/m)	Height (cm)	Angle (deg)	Remark (QP/PK/AV)
1		5453.500	59.42	4.70	64.12	-9.88	74.00	130	95	Peak
2		5460.000	56.08	4.71	60.79	-7.41	68.20	130	95	Peak
3	*	5465.500	59.17	4.72	63.89	-4.31	68.20	130	95	Peak
4		5470.000	56.82	4.73	61.55	-6.65	68.20	130	95	Peak
5		5566.300	98.97	4.99	103.97	N/A	N/A	130	95	Peak

Note:

1. " *", means this data is the worst emission level.
2. C.F (Correction Factor) = Antenna Factor (dB/m) + Cable Loss (dB) – Preamplifier(dB) + 20dB Attenuation.
3. Measurement (dBuV/m) = Reading(dBuV) + C.F (Correction Factor).
4. The emission levels of other frequencies are very lower than the limit and not show in test report.

EUT	AX3000 Wi-Fi 6 Portable Router	Date of Test	2024-08-29
Factor	BBHA 9120D	Temp. / Humidity	23°C /59%
Polarity	Horizontal	Site / Test Engineer	AC1 / Todd
Test Mode	802.11ax-160MHz_TX_Band3_CH 114_ANT 1+2+3	Test Voltage	AC 120V/60Hz

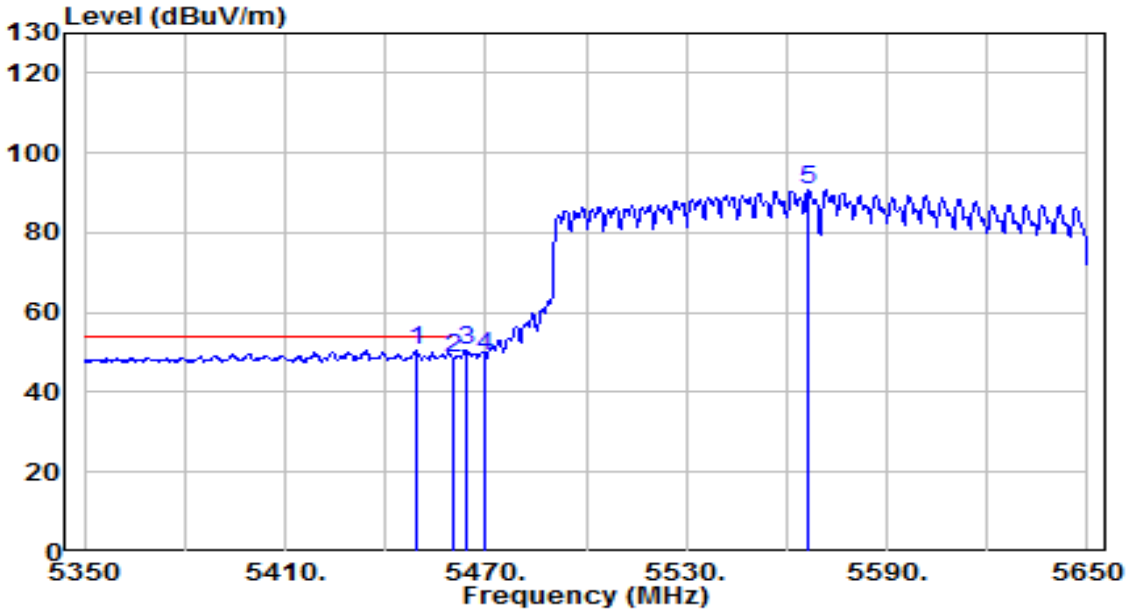

No		Frequency (MHz)	Reading (dBuV)	C.F (dB/m)	Measurement (dBuV/m)	Margin (dB)	Limit (dBuV/m)	Height (cm)	Angle (deg)	Remark (QP/PK/AV)
1	*	5449.000	45.91	4.70	50.60	-3.40	54.00	130	95	Average
2		5460.000	43.75	4.71	48.47	-5.53	54.00	130	95	Average
3		5464.300	45.95	4.72	50.67	N/A	N/A	130	95	Average
4		5470.000	44.09	4.73	48.82	N/A	N/A	130	95	Average
5		5566.600	85.97	4.99	90.97	N/A	N/A	130	95	Average

Note:

1. " *", means this data is the worst emission level.
2. C.F (Correction Factor) = Antenna Factor (dB/m) + Cable Loss (dB) – Preamplifier(dB) + 20dB Attenuation.
3. Measurement (dBuV/m) = Reading(dBuV) + C.F (Correction Factor).
4. The emission levels of other frequencies are very lower than the limit and not show in test report.

EUT	AX3000 Wi-Fi 6 Portable Router	Date of Test	2024-08-29
Factor	BBHA 9120D	Temp. / Humidity	23°C /59%
Polarity	Vertical	Site / Test Engineer	AC1 / Todd
Test Mode	802.11ax-160MHz_TX_Band3_CH 114_ANT 1+2+3	Test Voltage	AC 120V/60Hz

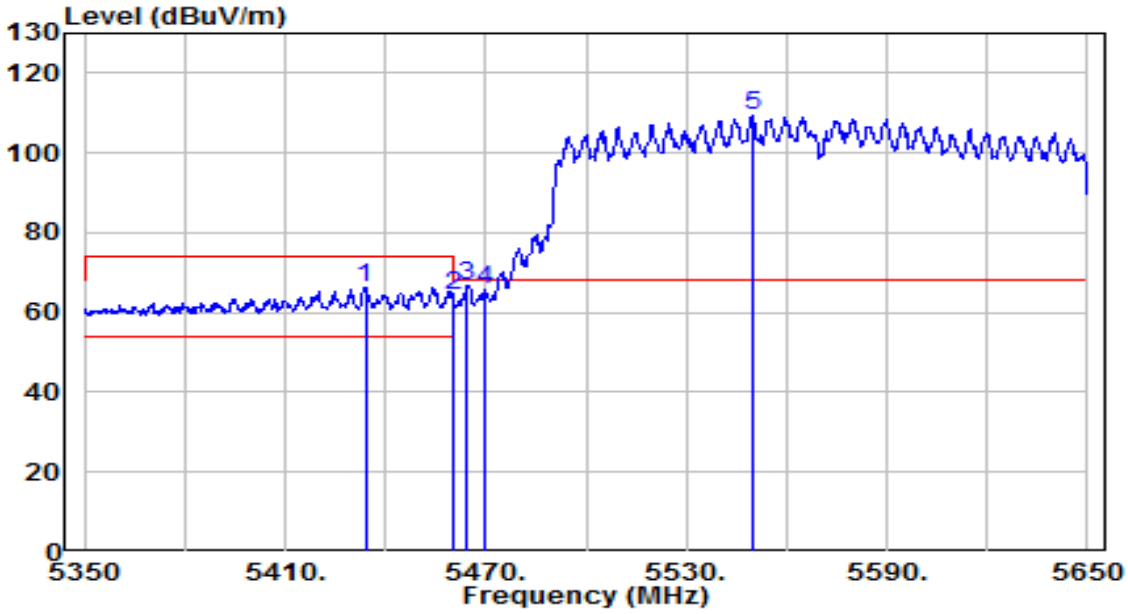

No		Frequency (MHz)	Reading (dBuV)	C.F (dB/m)	Measurement (dBuV/m)	Margin (dB)	Limit (dBuV/m)	Height (cm)	Angle (deg)	Remark (QP/PK/AV)
1		5434.000	61.62	4.68	66.30	-7.70	74.00	100	155	Peak
2		5460.000	59.44	4.71	64.16	-4.04	68.20	100	155	Peak
3	*	5464.300	61.95	4.72	66.67	-1.53	68.20	100	155	Peak
4		5470.000	60.98	4.73	65.70	-2.50	68.20	100	155	Peak
5		5549.800	104.30	4.94	109.24	N/A	N/A	100	155	Peak

Note:

1. " *", means this data is the worst emission level.
2. C.F (Correction Factor) = Antenna Factor (dB/m) + Cable Loss (dB) – Preamplifier(dB) + 20dB Attenuation.
3. Measurement (dBuV/m) = Reading(dBuV) + C.F (Correction Factor).
4. The emission levels of other frequencies are very lower than the limit and not show in test report.

EUT	AX3000 Wi-Fi 6 Portable Router	Date of Test	2024-08-29
Factor	BBHA 9120D	Temp. / Humidity	23°C /59%
Polarity	Vertical	Site / Test Engineer	AC1 / Todd
Test Mode	802.11ax-160MHz_TX_Band3_CH 114_ANT 1+2+3	Test Voltage	AC 120V/60Hz

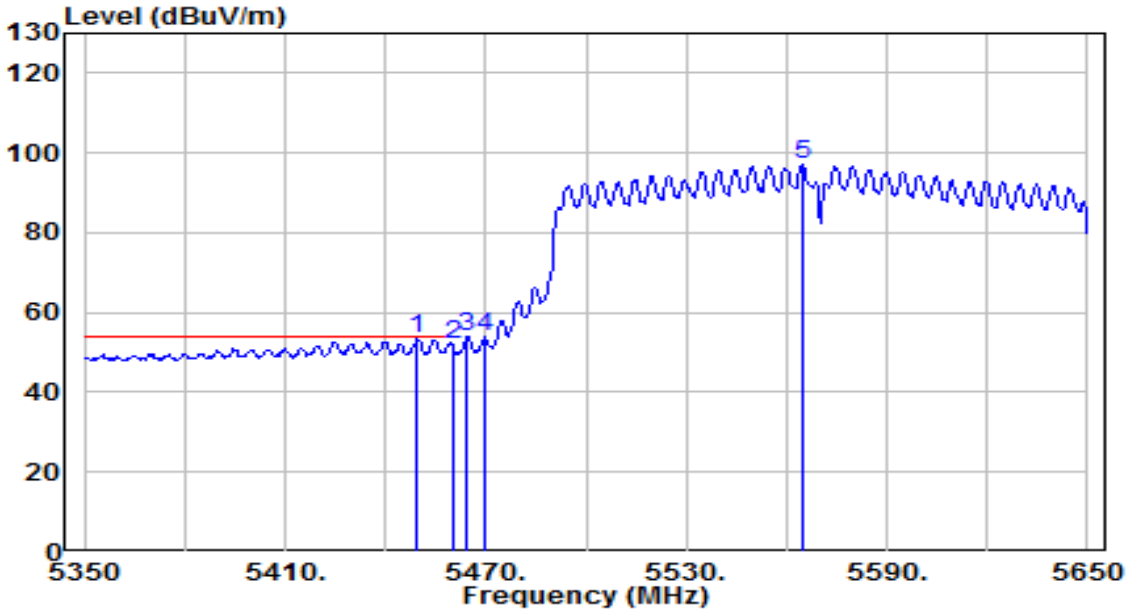

No		Frequency (MHz)	Reading (dBuV)	C.F (dB/m)	Measurement (dBuV/m)	Margin (dB)	Limit (dBuV/m)	Height (cm)	Angle (deg)	Remark (QP/PK/AV)
1	*	5449.600	49.18	4.70	53.88	-0.12	54.00	100	155	Average
2		5460.000	47.45	4.71	52.17	-1.83	54.00	100	155	Average
3		5464.600	49.06	4.72	53.78	N/A	N/A	100	155	Average
4		5470.000	49.03	4.73	53.76	N/A	N/A	100	155	Average
5		5564.800	92.00	4.99	96.99	N/A	N/A	100	155	Average

Note:

1. " *", means this data is the worst emission level.
2. C.F (Correction Factor) = Antenna Factor (dB/m) + Cable Loss (dB) – Preamplifier(dB) + 20dB Attenuation.
3. Measurement (dBuV/m) = Reading(dBuV) + C.F (Correction Factor).
4. The emission levels of other frequencies are very lower than the limit and not show in test report.

7.10. AC Conducted Emissions Measurement

7.10.1. Test Limit

FCC Part 15.207 Limits		
Frequency (MHz)	QP (dBμV)	AV (dBμV)
0.15 - 0.50	66 - 56	56 - 46
0.50 - 5.0	56	46
5.0 - 30	60	50

Note 1: The lower limit shall apply at the transition frequencies.

Note 2: The limit decreases linearly with the logarithm of the frequency in the range 0.15MHz to 0.5MHz.

7.10.2. Test Procedure

The EUT was setup according to ANSI C63.4, 2009 and tested according to KDB 789033 for compliance to FCC 47CFR 15.247 requirements.The EUT was placed on a platform of nominal size, 1 m by 1.5 m, raised 80 cm above the conducting ground plane. The vertical conducting plane was located 40 cm to the rear of the EUT. All other surfaces of EUT were at least 80 cm from any other grounded conducting surface. The EUT and simulators are connected to the main power through a line impedance stabilization network (LISN). The LISN provides a 50 ohm /50uH coupling impedance for the measuring equipment. The peripheral devices are also connected to the main power through a LISN. (Please refer to the block diagram of the test setup and photographs)Each current-carrying conductor of the EUT power cord, except the ground (safety) conductor, was individually connected through a LISN to the input power source.

The excess length of the power cord between the EUT and the LISN receptacle were folded back and forth at the center of the lead to form a bundle not exceeding 40 cm in length.

Conducted emissions were investigated over the frequency range from 0.15MHz to 30MHz using a receiver bandwidth of 9kHz.

7.10.3.Test Setup

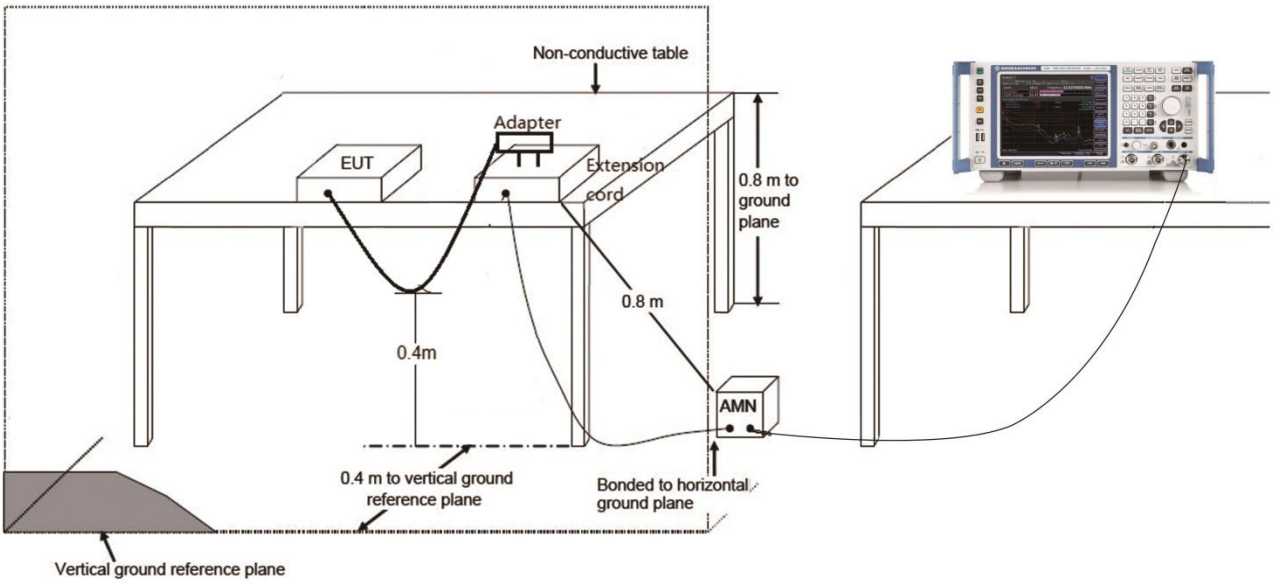

7.10.4.Test Result

EUT	AX3000 Wi-Fi 6 Portable Router	Date of Test	2024-08-26
Factor	CE_ENV216-L1 (Filter ON)	Temp. / Humidity	27.0°C /46%
Polarity	Line1	Site / Test Engineer	SR2 / Will
Test Mode	802.11ac-20MHz_TX_Band1_CH 40_ANT 1+2+3	Test Voltage	AC 120V/60Hz

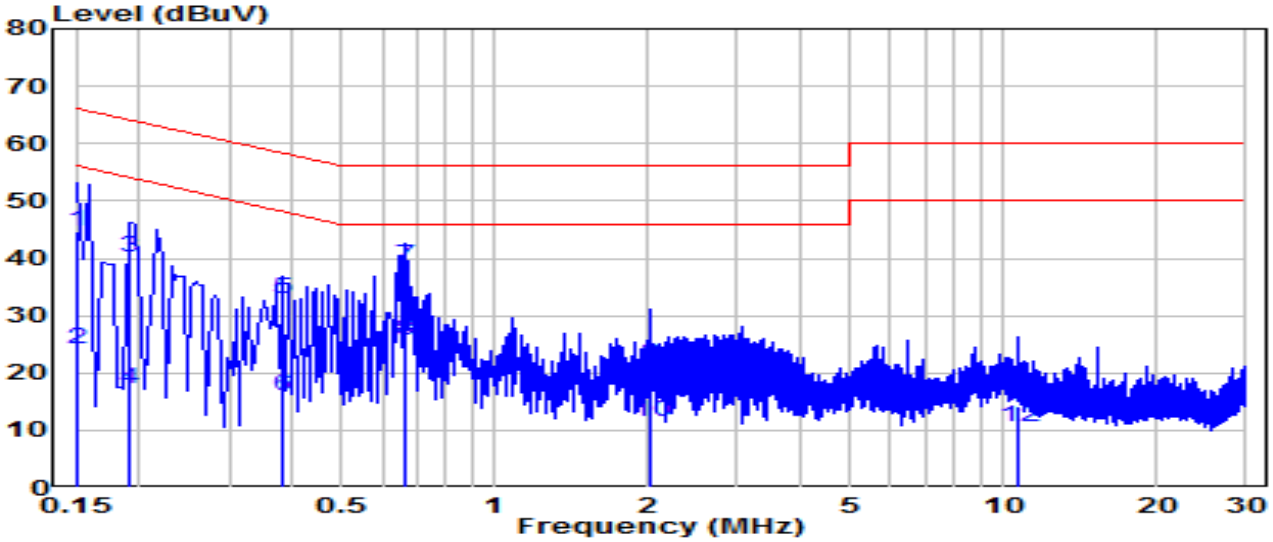

No		Frequency (MHz)	Reading (dBuV)	C.F (dB)	Measurement (dBuV)	Margin (dB)	Limit (dBuV)	Remark (QP/PK/AV)
1		0.150	35.06	9.63	44.69	-21.31	66.00	QP
2		0.150	14.54	9.63	24.17	-31.83	56.00	Average
3		0.190	30.43	9.63	40.07	-23.95	64.01	QP
4		0.190	7.62	9.63	17.25	-36.76	54.01	Average
5		0.384	23.36	9.64	33.00	-25.19	58.19	QP
6		0.384	6.31	9.64	15.95	-32.24	48.19	Average
7	*	0.663	29.11	9.66	38.77	-17.23	56.00	QP
8	*	0.663	16.07	9.66	25.73	-20.27	46.00	Average
9		2.026	11.59	9.70	21.29	-34.71	56.00	QP
10		2.026	1.75	9.70	11.45	-34.55	46.00	Average
11		10.688	4.34	9.87	14.21	-45.79	60.00	QP
12		10.688	0.73	9.87	10.60	-39.40	50.00	Average

Note:

1. " *", means this data is the worst emission level.
2. C.F (Correction Factor) = LISN Factor (dB)+ Cable Loss (dB).
3. Measurement (dBuV) = Reading(dBuV) + C.F (Correction Factor).

EUT	AX3000 Wi-Fi 6 Portable Router	Date of Test	2024-08-26
Factor	CE_ENV216-N (Filter ON)	Temp. / Humidity	27.0°C /46%
Polarity	Neutral	Site / Test Engineer	SR2 / Will
Test Mode	802.11ac-20MHz_TX_Band1_CH 40_ANT 1+2+3	Test Voltage	AC 120V/60Hz

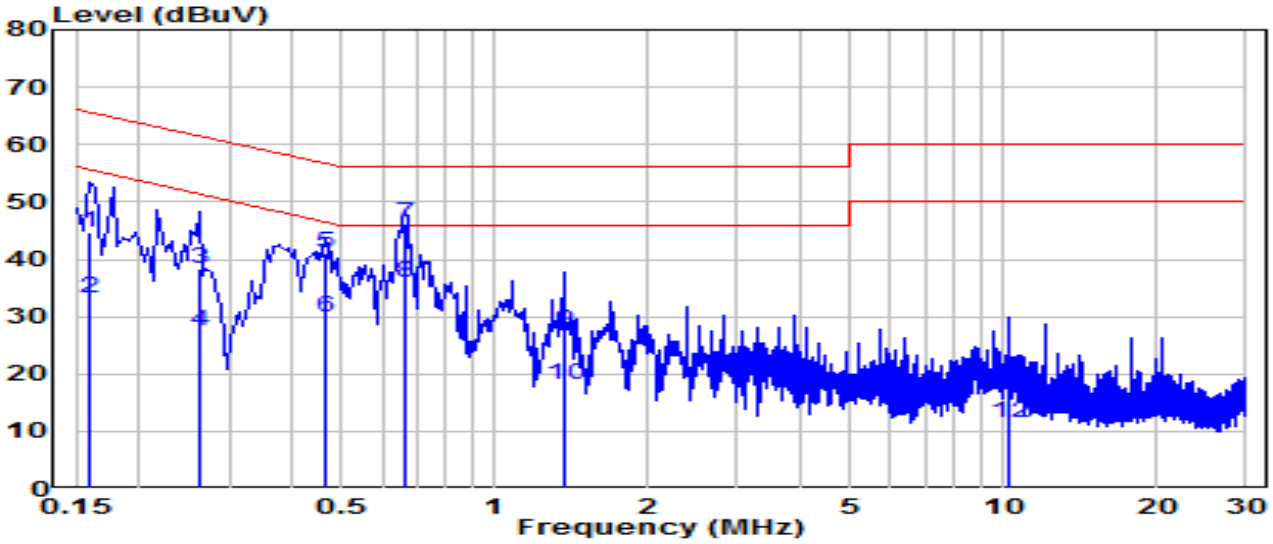

No		Frequency (MHz)	Reading (dBuV)	C.F (dB)	Measurement (dBuV)	Margin (dB)	Limit (dBuV)	Remark (QP/PK/AV)
1		0.159	35.17	9.63	44.80	-20.72	65.52	QP
2		0.159	23.63	9.63	33.26	-22.25	55.52	Average
3		0.262	28.85	9.64	38.49	-22.87	61.35	QP
4		0.262	17.79	9.64	27.42	-23.93	51.35	Average
5		0.465	31.42	9.65	41.07	-15.53	56.60	QP
6		0.465	20.17	9.65	29.82	-16.78	46.60	Average
7	*	0.667	36.67	9.66	46.33	-9.67	56.00	QP
8	*	0.667	26.14	9.66	35.80	-10.20	46.00	Average
9		1.374	17.79	9.69	27.48	-28.52	56.00	QP
10		1.374	8.49	9.69	18.18	-27.82	46.00	Average
11		10.274	6.41	9.89	16.31	-43.69	60.00	QP
12		10.274	1.47	9.89	11.37	-38.63	50.00	Average

Note:

1. " *", means this data is the worst emission level.
2. C.F (Correction Factor) = LISN Factor (dB)+ Cable Loss (dB).
3. Measurement (dBuV) = Reading(dBuV) + C.F (Correction Factor).

EUT	AX3000 Wi-Fi 6 Portable Router	Date of Test	2024-08-26
Factor	CE_ENV216-L1 (Filter ON)	Temp. / Humidity	27.0°C /46%
Polarity	Line1	Site / Test Engineer	SR2 / Will
Test Mode	802.11ac-20MHz_TX_Band1_CH 40_ANT 1+2+3	Test Voltage	AC 240V/60Hz

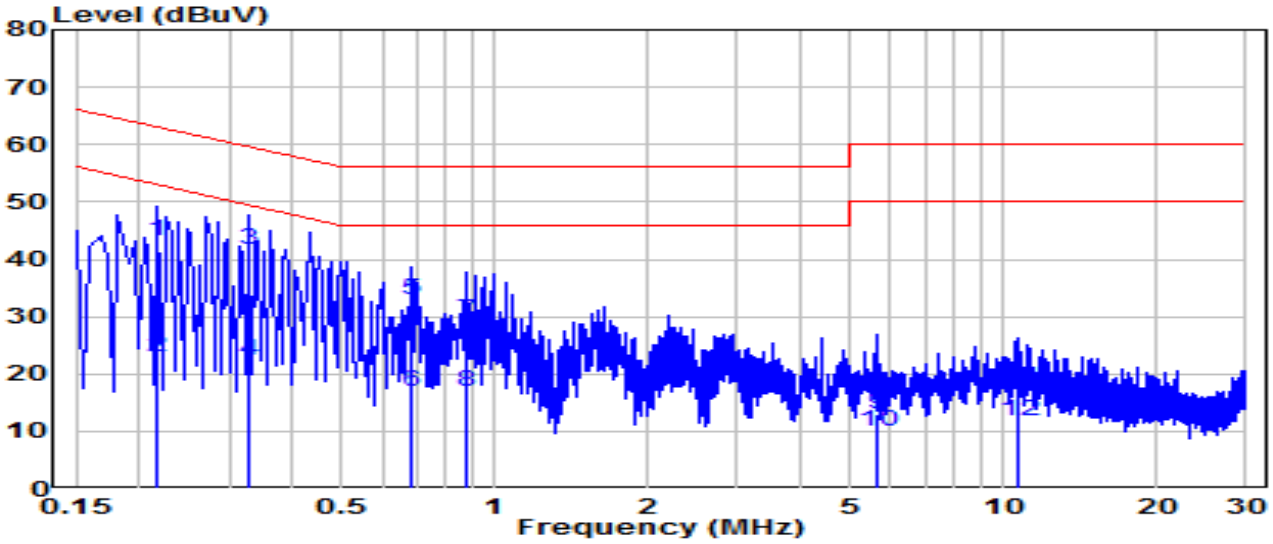

No		Frequency (MHz)	Reading (dBuV)	C.F (dB)	Measurement (dBuV)	Margin (dB)	Limit (dBuV)	Remark (QP/PK/AV)
1		0.217	33.53	9.63	43.16	-19.75	62.91	QP
2		0.217	13.43	9.63	23.07	-29.85	52.91	Average
3	*	0.330	32.01	9.64	41.65	-17.80	59.45	QP
4	*	0.330	12.58	9.64	22.22	-27.23	49.45	Average
5		0.685	23.13	9.66	32.80	-23.20	56.00	QP
6		0.685	7.23	9.66	16.89	-29.11	46.00	Average
7		0.879	19.55	9.67	29.23	-26.77	56.00	QP
8		0.879	7.09	9.67	16.77	-29.23	46.00	Average
9		5.639	3.30	9.76	13.06	-46.94	60.00	QP
10		5.639	0.06	9.76	9.82	-40.18	50.00	Average
11		10.755	7.50	9.87	17.37	-42.63	60.00	QP
12		10.755	1.80	9.87	11.67	-38.33	50.00	Average

Note:

1. " *", means this data is the worst emission level.
2. C.F (Correction Factor) = LISN Factor (dB)+ Cable Loss (dB).
3. Measurement (dBuV) = Reading(dBuV) + C.F (Correction Factor).

EUT	AX3000 Wi-Fi 6 Portable Router	Date of Test	2024-08-26
Factor	CE_ENV216-N (Filter ON)	Temp. / Humidity	27.0°C /46%
Polarity	Neutral	Site / Test Engineer	SR2 / Will
Test Mode	802.11ac-20MHz_TX_Band1_CH 40_ANT 1+2+3	Test Voltage	AC 240V/60Hz

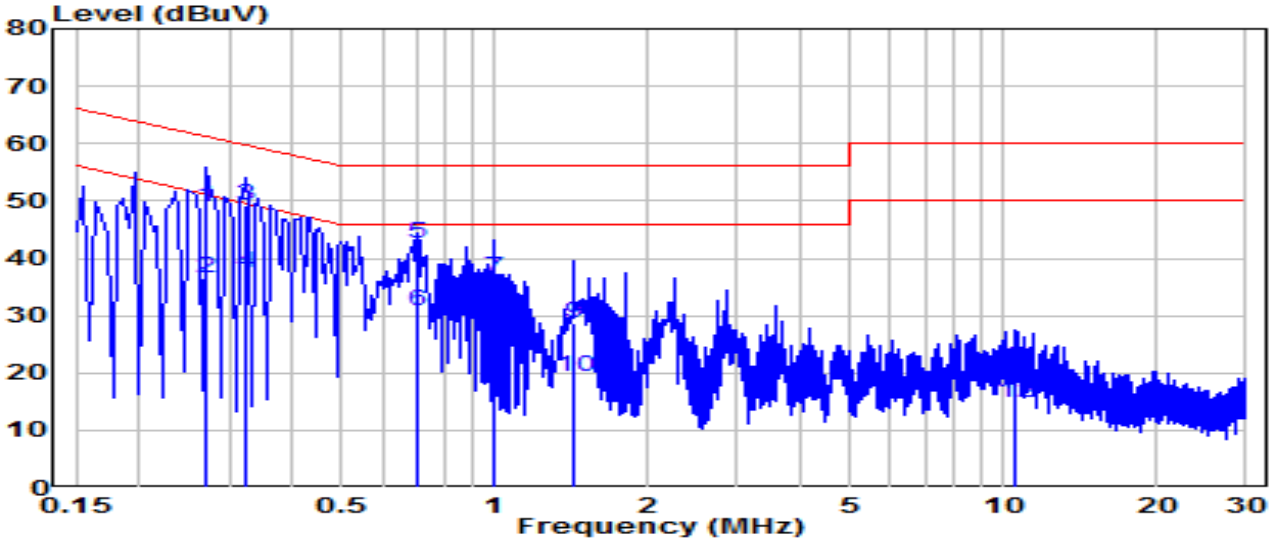

No		Frequency (MHz)	Reading (dBuV)	C.F (dB)	Measurement (dBuV)	Margin (dB)	Limit (dBuV)	Remark (QP/PK/AV)
1		0.271	39.25	9.64	48.89	-12.18	61.07	QP
2		0.271	27.03	9.64	36.66	-14.41	51.07	Average
3	*	0.325	39.60	9.64	49.24	-10.32	59.57	QP
4	*	0.325	27.73	9.64	37.37	-12.20	49.57	Average
5		0.703	32.91	9.66	42.57	-13.43	56.00	QP
6		0.703	21.27	9.66	30.93	-15.07	46.00	Average
7		0.996	26.79	9.68	36.47	-19.53	56.00	QP
8		0.996	15.76	9.68	25.44	-20.56	46.00	Average
9		1.423	18.84	9.69	28.53	-27.47	56.00	QP
10		1.423	9.70	9.69	19.40	-26.60	46.00	Average
11		10.566	11.01	9.90	20.91	-39.09	60.00	QP
12		10.566	5.00	9.90	14.90	-35.10	50.00	Average

Note:

1. " *", means this data is the worst emission level.
2. C.F (Correction Factor) = LISN Factor (dB)+ Cable Loss (dB).
3. Measurement (dBuV) = Reading(dBuV) + C.F (Correction Factor).

8. CONCLUSION

The data collected relate only the item(s) tested and show that the device is in compliance with Part 15E of the FCC Rules.

Appendix A : Test Setup Photograph

Refer to “2408TW0111-UT” file.

Appendix B : External Photograph

Refer to “2408TW0111-UE” file.

Appendix C : Internal Photograph

Refer to “2408TW0111-UI” file.

The End