GREEN DEVIL

SHIELD LD

Hearing Protector

protect your hearing

Safety /stable/ comfortable

Fitting

The headset is labeled and adjustable for your convenience.
Check the left and right labels of the earmuffs and wear them correctly.

Fitting

The headset is labeled and adjustable for your convenience.
Check the left and right labels of the earmuffs and wear them correctly.

2

Adjust the earcups, headband, and wires for a snug but comfortable fit.

3

Adjust the height range

4

Make sure the earcup labels correspond to the sides of your head and place on your ears.



Location of Controls

1.

2.

3.

4.

5. Bluetooth Mic

6. Charge Port

7. LED indicator LEFT side

8. LED indicator RIGHT side

9. Audio 3.5mm input jack

10.Noise-canceling boom microphone

IAL - intelligent active listening

The intelligent active listening function is equipped with a stepless environmental noise volume regulation that allows users to hear ambient noise while wearing hearing protection, facilitating effective communication with others and timely reaction to warning signals.

Additionally, the built-in sound level limiter ensures safe application by automatically switching off the gain when ambient noise levels reach 82 dB.

Simply rotate the (3) to adjust the volume up and down.

Charging

1000mAh large battery ensures 24+ hour operation throughout the day. Fully charged in 2 hours

1

Please charge with the included cable by plugging it into the Charging Port (6).

2

While the cable is plugged into the Charging Port (6), **LED indicator LEFT side** (7) will let you know how charged the Lithium Battery is.

LED indicator LEFT side

L

- Solid Red = Charging (Cable Plugged In)
- Solid Green = Fully Charged (Cable Plugged In)

LED indicator RIGHT side

R

- Solid Red = LOW BATTERY (Should be charged Immediately)

Power On/Off

Power On: Press and hold (4) for 3.5 seconds (You will hear "Power On")

Power Off: Press and hold (4) for 3.5 seconds (You will hear "Power Off")

LONG PRESS AND HOLD (4) FOR 9 SECONDS TO RESET, IN CASE OF SYSTEM HALTED.

Bluetooth Pairing

After powering on, the headphones will automatically enter Pairing Mode. (you will hear "PAIRING")

1

Open your Bluetooth settings on your device.

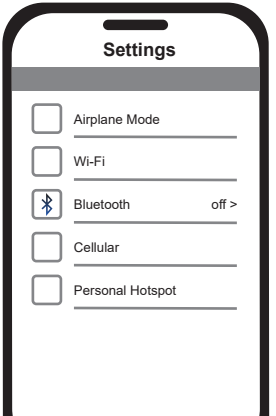

2

Search "SHIELD LD." Pair and connect.
Once connected you will hear "CONNECTED."



3

Press (1) and (2) simultaneously for 2 seconds to clear all the connections and enter into Pairing Reset mode.You will hear "DISCONNECTED, PAIRING." , New devices can be connected at this point.

Dual Connect Mode

This product can connect to two devices at the same time such as your phone and your computer.

If you want to connect to Dual Bluetooth mode, even if you already have one device connected, you will need to do pairing reset (◁ + ▷ 2S)and then reconnect both devices.

If you want to switch devices for a new dual Bluetooth connection, it is also recommended to do pairing reset (◁ + ▷ 2S)and connect again.

Pairing Reset

Press ◁ (1) and ▷ (2) simultaneously for 2 seconds to clear all the connections.
You will hear "DISCONNECTED, PAIRING."

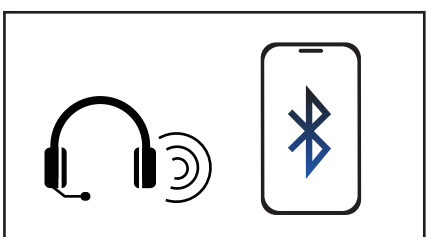

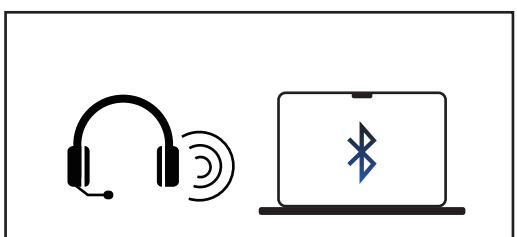

Music

Play/Pause: Short single press

Previous Track: Double press (2)

Next Track: Double press (1)

Music Volume Down: Short single press (2)

(You will hear “minimum” when turned to minimum volume.)

Music Volume Up: Short single press (1)

(You will hear “maximum” when turned to maximum volume.)

Aware Volume Up/Down: Rotate the (3)

Turn clockwise to hear a “click” to open, then turn to the loudest IAL volume.
Turn counterclockwise to the lowest IAL volume, tapered off until hear a “click”.

Phone Calls

Answer/End Call: Short single press (4)

Reject Call: Press and hold (4) for 2 second

Call back: Double press (4)

Durable recessed microphones microphones help prevent damage and reduce wind noise.

Phone Calls

Noise-canceling boom microphone

Professional noise reduction pickup, ensures clear communication even in high-noise environments.



LED INDICATOR

LED indicator LEFT side (7)

1. Charging.
2. Finish charging.

L

LED indicator RIGHT side (8)

1. Disconnected. (Blinking at long intervals)
2. Pairing. (Blinking at short intervals)
3. Connected. (Long bright)
4.No charging use, turn red means low battery.
(You will hear “low battery”)

R

ANSI S3.19-1974 Table (NRR Table)

A1:Frequency,Hz	125	250	500	1000	2000	3150	4000	6300	8000	NRR
A2:GrandMeanAtten-uation,dB	19.9	22.3	27.8	30.8	38.8	44.3	50.0	46.3	42.4	**25**
A3:StandardDevia-tion,dB	3.7	2.9	2.4	2.3	3.8	3.9	3.8	3.1	4.3	

EN 352-1:2002 Table (SNR Table)

B1:Frequency(Hz)	125	250	500	1000	2000	4000	8000
B2:Mf(dB)	17.5	21.4	26.6	29.3	37.6	46.4	39.6
B3:sf(dB)	4.5	2.5	2.6	2.3	3.7	4.6	6.8
B4:APVf	13.0	18.9	24.0	27.0	33.9	41.8	32.8

B5: SNR=30dB H=34dB M=27dB L=21dB APVf=MF-SF (dB)

EN 352-4 Level Dependent Criterion Level

C1:H	114 dB(A)
C2:M	108 dB(A)
C3:L	94 dB(A)

Audio Input (EN 352-6)

Bluetooth (HFP): The maximum SPL is 76.4 dB(A) at -14 dBFS

Entertainment (EN 352-8)

Bluetooth (A2DP): The maximum SPL is 77.1 dB(A) at -10 dBFS

Models

GREEN DEVIL Shield LD

Important

Please read, understand, and follow all safety information.

Introduction

Thank you for purchasing GREEN DEVIL Shield LD Professional Noise Isolating Earmuffs. These earmuffs have been specifically designed for use in noisy environments - allowing you to block out much of the surrounding noise so that you can listen to your music or talk on the phone with less interruption. This product has been tested and meets the European Safety Standard EN352-1:2002, RED directive 2014/53/EU, harmonized Standard EN 60065-2014+A11-2017, EN 62479:2020, ETSI EN 300 328 V2.1.1, ETSI EN 301 489-1 V2.1.1, ETSI EN 301 489-17 V3.1.1 and the ANSI standards for a hearing protector, with a Single Number Rating (SNR) of 30 dB with a Noise Reduction Rating (NRR) of 25 dB. Full testing details are available in the Noise Attenuation section of this booklet.

Noise Attenuation APPROVAL

GREEN DEVIL Shield LD is tested and approved in accordance with ANSI S3.19-1974 Specifications and the European Safety Standard EN 352-1:2002, EN 352-4:2001, EN 352-6:2002, and EN 352-8:2008.

This earmuff is provided with level dependent attenuation. The wearer should check correct operation before use. If distortion or failure is detected, the wearer should refer to the manufacturers advice for maintenance and replacement of the battery.

ANSI
S3.19-1974

The level of noise entering a person's ear, when GREEN DEVIL Shield LD headphones are worn as directed, is closely approximated by the difference between the A-weighted environmental noise level and the Noise Reduction Rating (NRR). Improper fit of this device will reduce its effectiveness in attenuating noise. Consult the enclosed instructions for proper fitting.

A1: Frequency (Hz)

A2: Mean Attenuation (dB)

A3: Standard Deviation (dB)

Example:

1. The surrounding noise level measured at the ear is 100 dB.
2. The NRR of GREEN DEVIL Shield LD is 25 dB.
3. The noise level entering the ear is approximately equal to 75dB.

Please note that the NRR is based on the attenuation of continuous noise and may not be an accurate indicator of the protection attainable against impulsive noise, such as gunfire.

EN 352

This product is certified according to the product standards EN 352-1:2002, EN 352-4:2001, EN 352-6:2002, and EN 352-8:2008.

Green devil safety hereby declares that GREEN DEVIL Shield LD EN 352 conforms to the regulation (EU) 2016/425 and the directive RED 2014/53/EU which can be accessed at www.greendevilsafety.com

B1: Frequency (Hz)

B2: Mean Attenuation (dB)

B3: Standard Deviation (dB)

B4: Assumed Protection Value (APV) (dB)

B5:

H = Hearing protection estimation for high frequency sounds (f ≥ 2000Hz)

M = Hearing protection estimation for medium frequency sounds (500 Hz < f < 2000Hz)

L = Hearing protection estimation for low frequency sounds(f ≤ 500Hz)

Criterion level is the sound pressure level in dB(A) of the noise environment resulting in 85 dB(A) effective to the ear while wearing hearing protectors. Three different criterion levels are defined related to the frequency content of the noies.

C1: H = criterion level for high-frequency noise

C2: M = criterion level for medium-frequency noise

C3: L= criterion level for low-frequency noise

IAL - intelligent active listening

The intelligent active listening function is equipped with a stepless environmental noise volume regulation that allows users to hear ambient noise while wearing hearing protection, facilitating effective communication with others and timely reaction to warning signals.

Additionally, the built-in sound level limiter ensures safe application by automatically switching off the gain when ambient noise levels reach 82 dB.

Controlling this function is very easy, just rotate the (3) to control the switch and volume increase or decrease.

Cleaning and Maintenance

- Clean your GREEN DEVIL Shield LD by gently wiping them with a clean, damp cloth with mild soap.
- Do not immerse the hearing protector in water.
- Do not use abrasive cleaning solvents to clean the hearing protector.

If the hearing protector gets wet from sweat or rain, please discontinue use and turn the earmuff outwards and allow to dry.

The ear cushions and foam liners should be regularly inspected for deterioration, cracking, or other damage.

Materials

- Ear Cushion: PU + Memory Foam
- Casing: ABS
- Key Pad: Silicon
- Headband: Stainless Steel + PU
- Headband Bracket: ABS

This product comes with a 1000mAh Lithium Battery Pack. The Battery Pack can be recharged by plugging the one end of the included cable into a USB outlet and the other end into the product's charging port(6) located underneath on the bottom of the left earcup.

Automatic Power Off

GREEN DEVIL Shield LD will turn off automatically after 4 hours of use.

WARNINGS

This device complies with part 15 of the FCC Rules. Operation is subject to the condition that this device does not cause harmful interference ① this device may not cause harmful interference, and ② this device must accept any interference received, including interference that may cause undesired operation.

Any changes or modifications not expressly approved by the party responsible for compliance

could void the user's authority to operate the equipment.

NOTE: This equipment has been tested and found to comply with the limits for a Class B digital device, pursuant to Part 15 of the FCC Rules. These limits are designed to provide reasonable protection against harmful interference in a residential installation. This equipment generates, uses and can radiate radio frequency energy and, if not installed and used in accordance with the instructions, may cause harmful interference to radio communications. However, there is no guarantee that interference will not occur in a particular installation.

If this equipment does cause harmful interference to radio or television reception,

which can be determined by turning the equipment off and on, the user is encouraged to try to correct the interference by one or more of the following measures:

-- Reorient or relocate the receiving antenna.

-- Increase the separation between the equipment and receiver.

-- Connect the equipment into an outlet on a circuit different

from that to which the receiver is connected.

-- Consult the dealer or an experienced radio/TV technician for help.
The device has been evaluated to meet general RF exposure requirement. The device can be used in portable exposure condition without restriction.

Recommendations

The wearer should ensure the product is properly cleaned and dry before and after use. Storage should be in a clean and dry location between -20 °C and 50 °C. The battery should not be fully discharged before long term storage.

The wearer should ensure that:

- The hearing protector is fitted, adjusted, and maintained in accor dance with the manufacturer's instructions.
- The hearing protector is worn at all times in noisy surroundings.
- The hearing protector is regularly inspected for serviceability.

If these recommendations are not adhered to, the protection afforded by the hearing protector will be severely impaired.

The mean mass of the product is 365g.
Date of Obsolescence: 3 years from purchase date.
Not to be used in Explosive Atmospheres.

Additional Notes

GREEN DEVIL Shield LD is compliant with Bluetooth We do not guarantee compatibility of all functions on every Bluetooth®-enabled device. Please check your device's user manual for compatibility and functionality.

Please note, the hearing protector provides an entertainment audio facility. The ear-muff provides audio signal sound pressure level limitation which limits the entertainment audio signal to 82 dB(A) effective to the ear. This limit is maintained for bluetooth signal inputs which are standard to the Bluetooth A2DP, HFP, and HSP specifications. There is no analog line input on this product.

This earmuff is provided with electrical audio input. The wearer should
check correct operation before use. If distortion or failure is detected, the wearer should refer to the manufacturer's advice. For additional information about GREEN DEVIL Shield LD please visit www.greendevilsafety.com. For additional information or questions about GREEN DEVIL products or spares and accessories, please contact our support team.

The following information shall be available from the manufacturer on request:
a) results of tests performed in accordance with this standard;
b) the name and country of the test laboratory which performed the tests
specified and the date of the tests.