AQUASENSING

DEMO VIDEO

BATTERY-FREE WATER LEAK DETECTOR

SYSTEM OVERVIEW

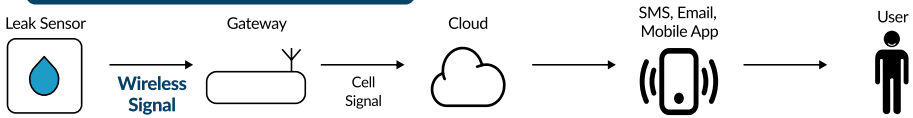

LEAK DETECTOR 3.0

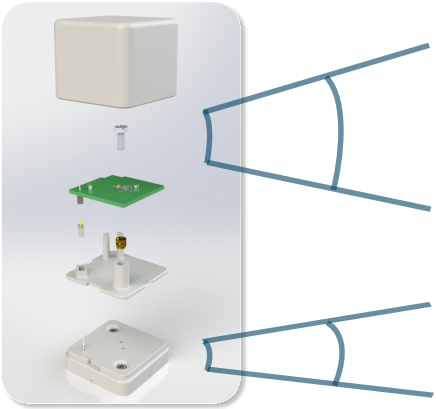



Low Power Consumption

Low Cost

AQUASENSING

Self-Powering Sensor

ADVANTAGES

Battery-Free

Easy Install

Eco-Friendly

Maintenance Free

Highly Scalable

Cost Saving

CONTACT US **Website:** www.aquasensing.com **Email:** support@aquasensing.com

AQUASENSING

BATTERY-FREE WATER LEAK DETECTOR

About Us

Aquasensings' Leak Detector is designed to **protect homes and businesses** from water damage caused by leaking pipes, appliances, roofs, and more. Our system sends ***remote alerts*** in the event of a leak.

Aquasensings' most unique characteristic is that our sensors *don't require batteries*, thus don't need maintenance and can prevent environmental threats of conventional batteries.

Bluetooth Connection	BLE 5.2

Short Circuit Current (SCC)	~ 6 mA

* : This baseline quantity can be affected by environmental obstacles which can result in radio signal interferences.

Certifications

Aquasensing uses battery-free technology and non-toxic nanomaterials for leak detection, enabling large potential for obtaining certifications.

CONTACT US **Website:** www.aquasensing.com **Email:** support@aquasensing.com

FCC Warnning:

This equipment has been tested and found to comply with the limits for a Class B digital device, pursuant to part 15 of the FCC Rules. These limits are designed to provide reasonable protection againstharmful interference in a residential installation. This equipment generates, uses and can radiateradio frequency energy and, if not installed and used in accordance with the instructions, maycause harmful interference to radio communications. However, there is no guarantee thatinterference will not occur in a particular installation. If this equipment does cause harmfulinterference to radio or television reception, which can be determined by turning the equipmentoff and on, the user is encouraged to try to correct the interference by one or more of thefollowing measures:

- Reorient or relocate the receiving antenna.
- Increase the separation between the equipment and receiver.
- Connect the equipment into an outlet on a circuit different from that to which the receiver is connected.
- Consult the dealer or an experienced radio/TV technician for help.

Caution: Any changes or modifications to this device not explicitly approved by manufacturer could void your authority to operate this equipment.

This device complies with part 15 of the FCC Rules. Operation is subject to the following two conditions:

(1)This device may not cause harmful interference, and (2) this device must accept any interference received, including interference that may cause undesired operation.

This equipment complies with FCC radiation exposure limits set forth for an uncontrolled environment. This equipment should be installed and operated with minimum distance 20cm between the radiator and your body.