Dwell Time

Condition	Mode	Frequency (MHz)	Antenna	Pulse Time (ms)	Total Dwell Time (ms)	Burst Count	Period Time (ms)	Limit (ms)	Verdict
NVNT	1-DH1	2441	Ant1	0.396	125.928	318	31600	400	Pass
NVNT	1-DH3	2441	Ant1	1.655	258.18	156	31600	400	Pass
NVNT	1-DH5	2441	Ant1	2.901	324.912	112	31600	400	Pass
NVNT	2-DH1	2441	Ant1	0.408	128.52	315	31600	400	Pass
NVNT	2-DH3	2441	Ant1	1.657	260.149	157	31600	400	Pass
NVNT	2-DH5	2441	Ant1	2.908	334.42	115	31600	400	Pass
NVNT	3-DH1	2441	Ant1	0.408	130.152	319	31600	400	Pass
NVNT	3-DH3	2441	Ant1	1.658	247.042	149	31600	400	Pass
NVNT	3-DH5	2441	Ant1	2.911	302.744	104	31600	400	Pass

Test Graphs

Dwell NVNT 1-DH1 2441MHz Ant1 One Burst

Dwell NVNT 1-DH1 2441MHz Ant1 Accumulated

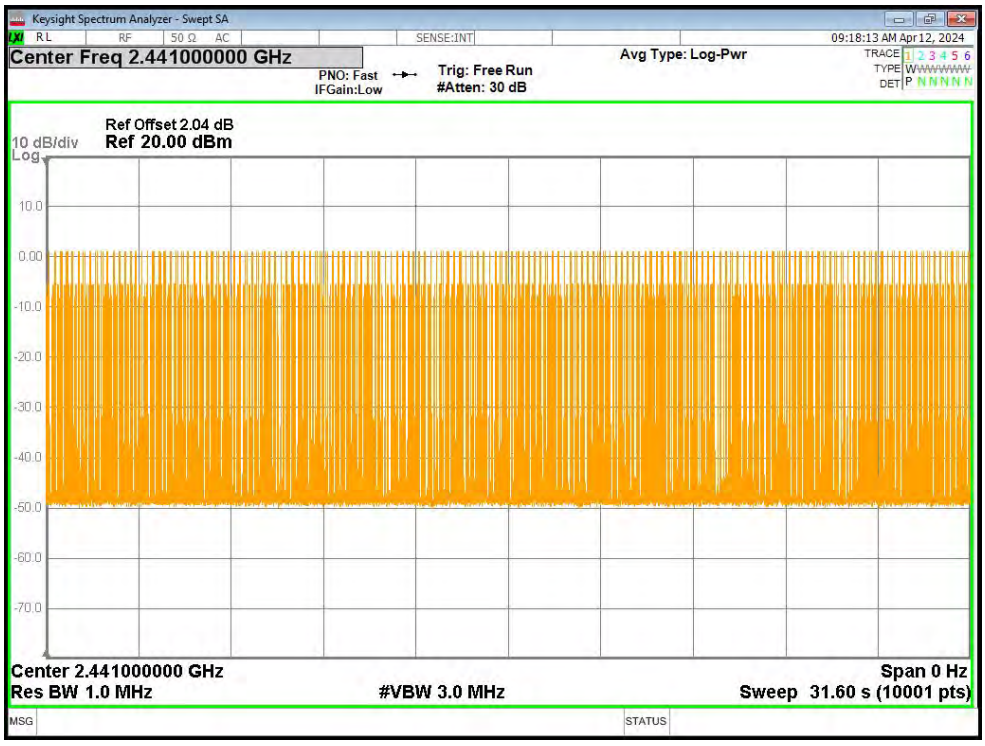

Dwell NVNT 1-DH3 2441MHz Ant1 One Burst

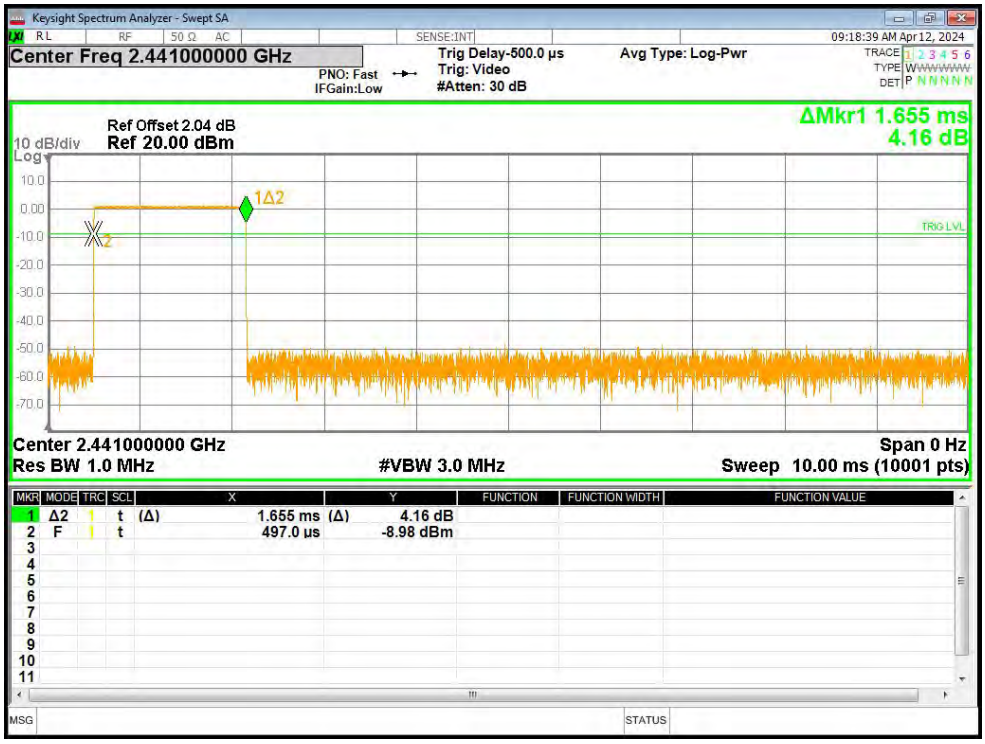

Dwell NVNT 1-DH3 2441MHz Ant1 Accumulated

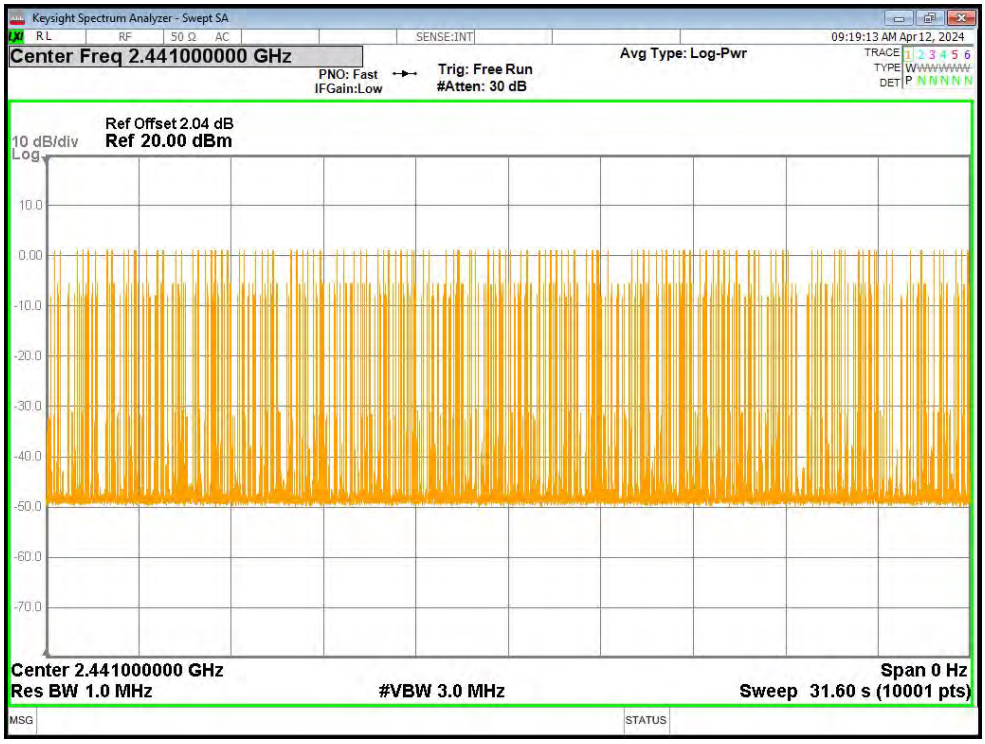

Dwell NVNT 1-DH5 2441MHz Ant1 One Burst

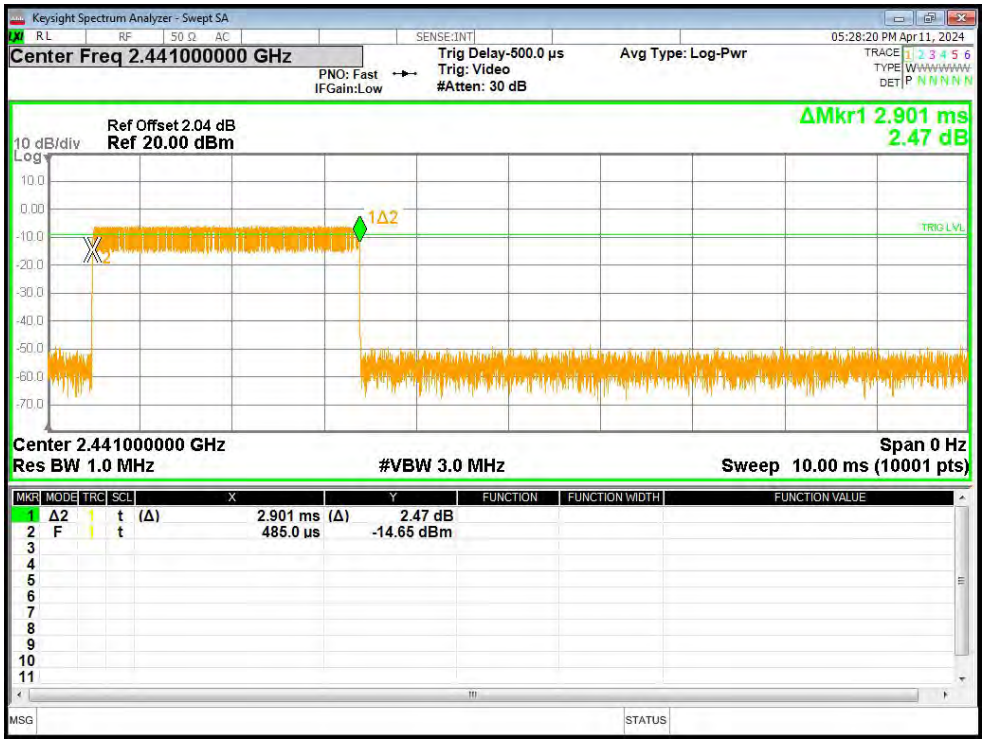

Dwell NVNT 1-DH5 2441MHz Ant1 Accumulated

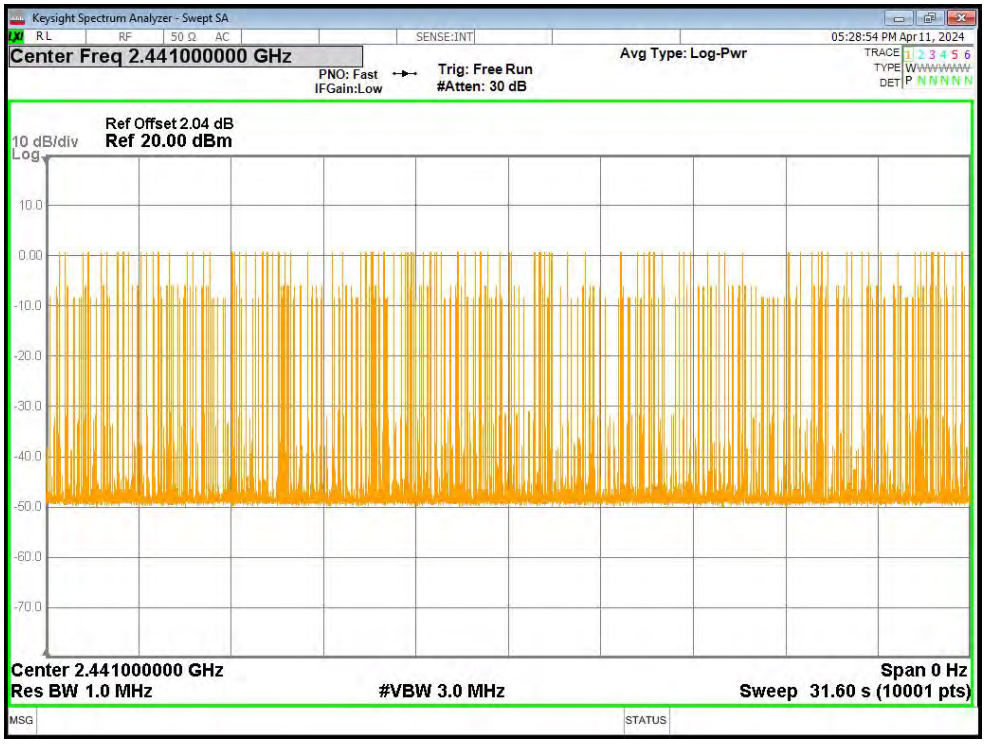

Dwell NVNT 2-DH1 2441MHz Ant1 One Burst

Dwell NVNT 2-DH1 2441MHz Ant1 Accumulated

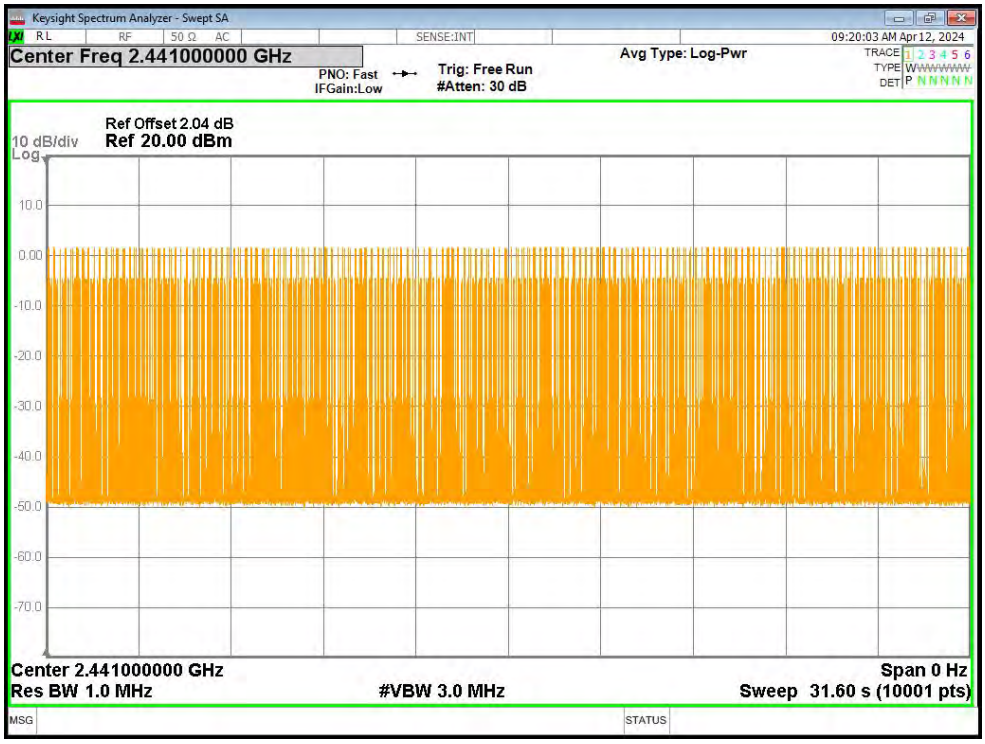

Dwell NVNT 2-DH3 2441MHz Ant1 One Burst

Dwell NVNT 2-DH3 2441MHz Ant1 Accumulated

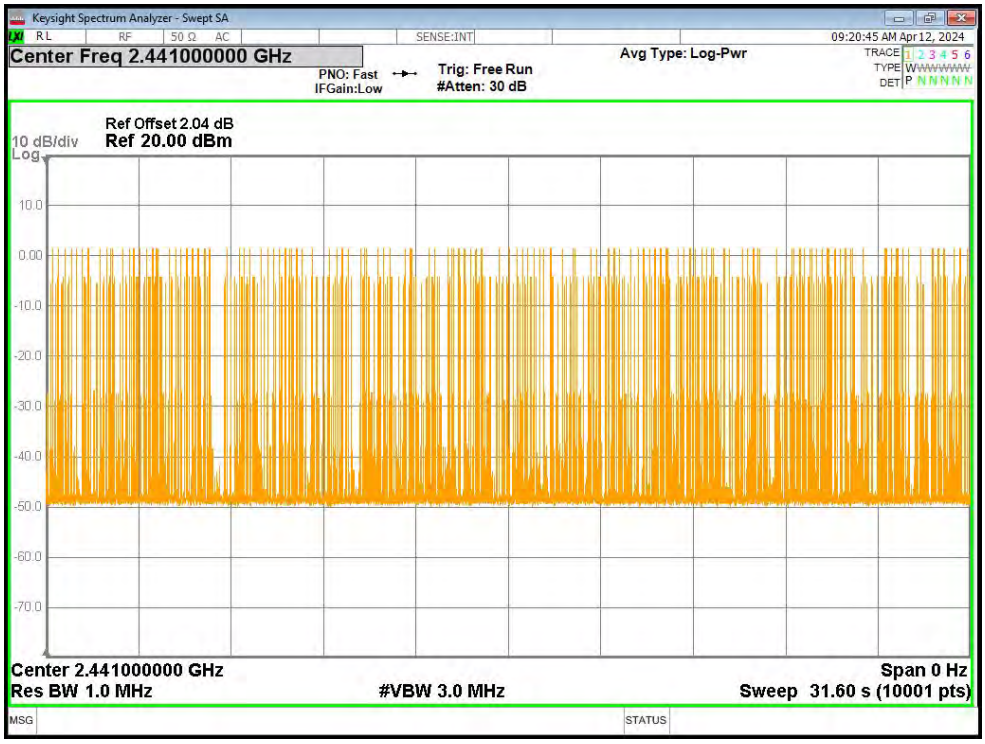

Dwell NVNT 2-DH5 2441MHz Ant1 One Burst

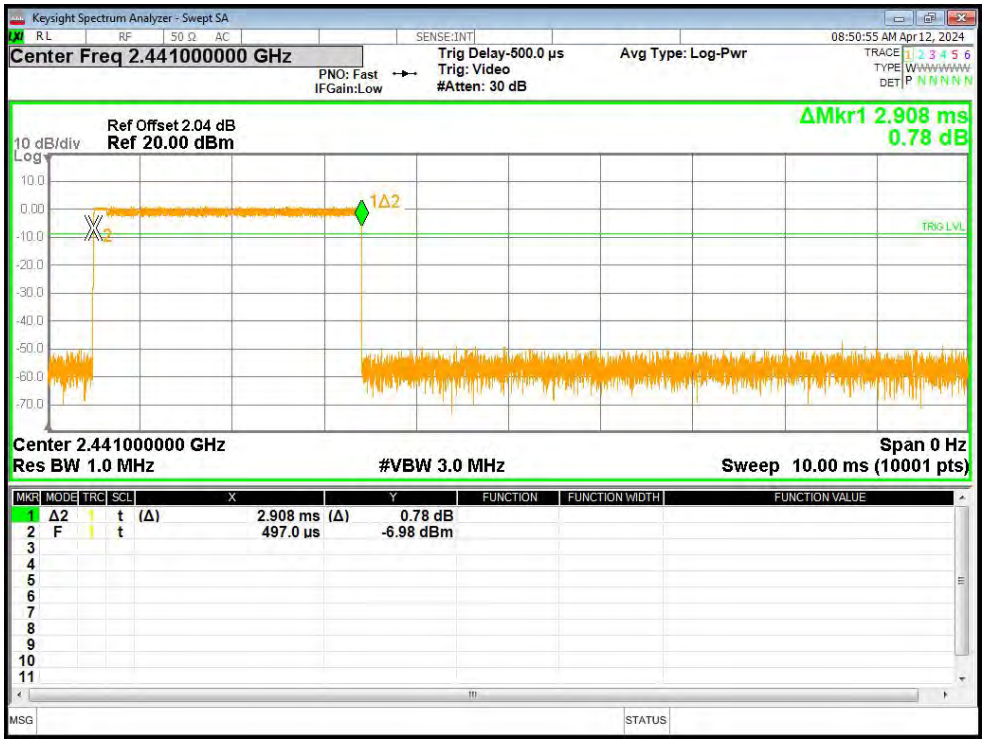

Dwell NVNT 2-DH5 2441MHz Ant1 Accumulated

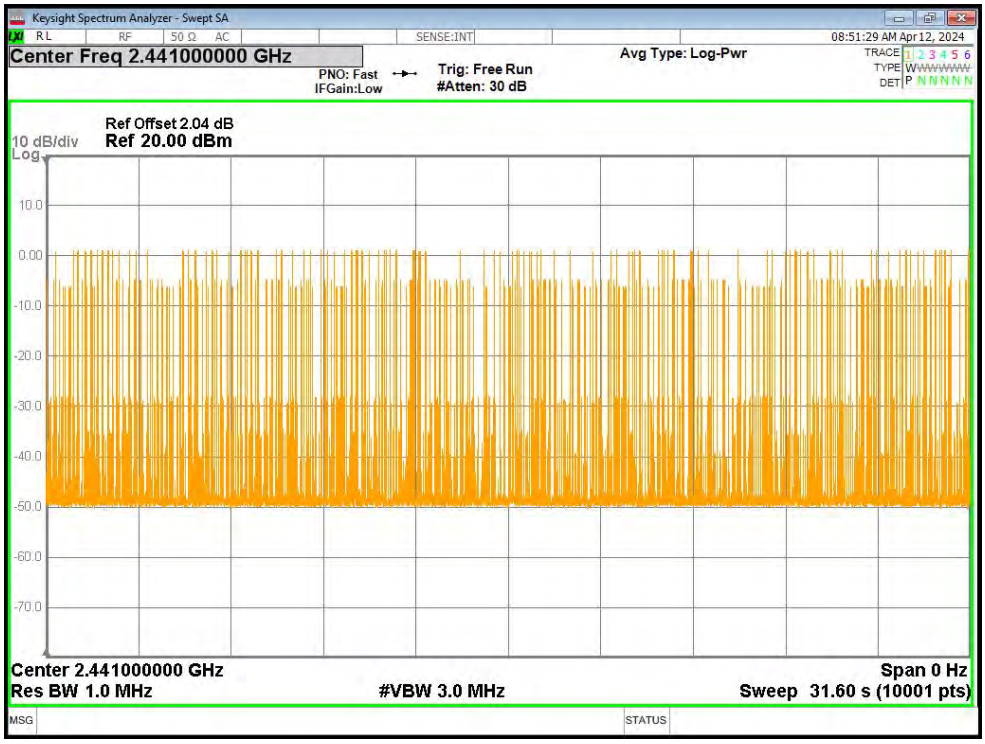

Dwell NVNT 3-DH1 2441MHz Ant1 One Burst

Dwell NVNT 3-DH1 2441MHz Ant1 Accumulated

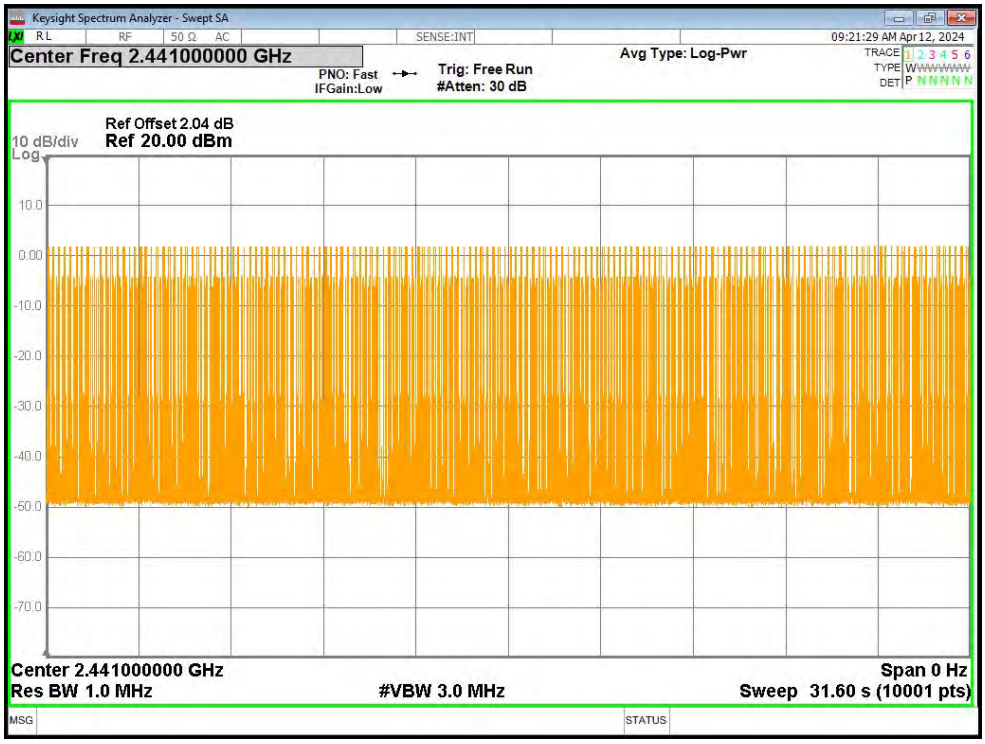

Dwell NVNT 3-DH3 2441MHz Ant1 One Burst

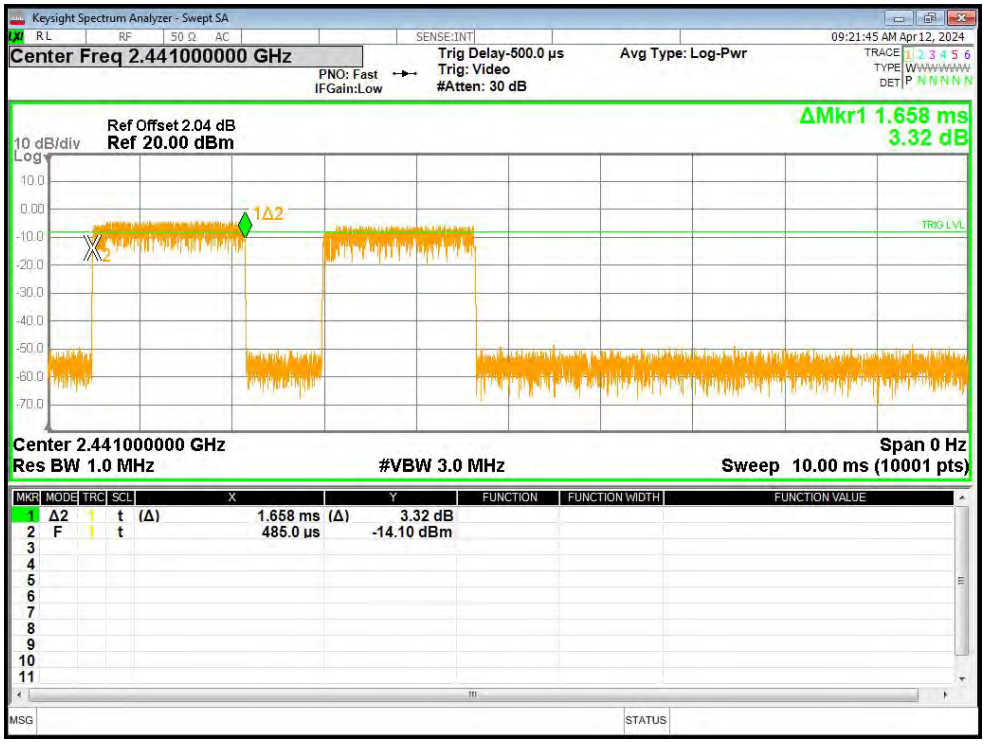

Dwell NVNT 3-DH3 2441MHz Ant1 Accumulated

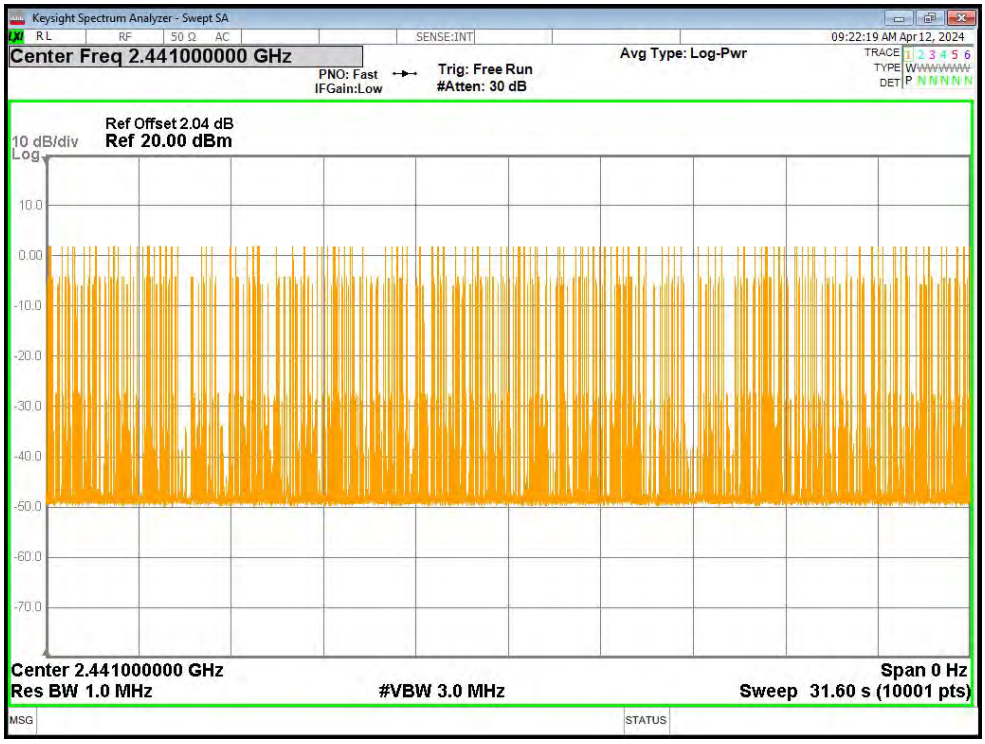

Dwell NVNT 3-DH5 2441MHz Ant1 One Burst

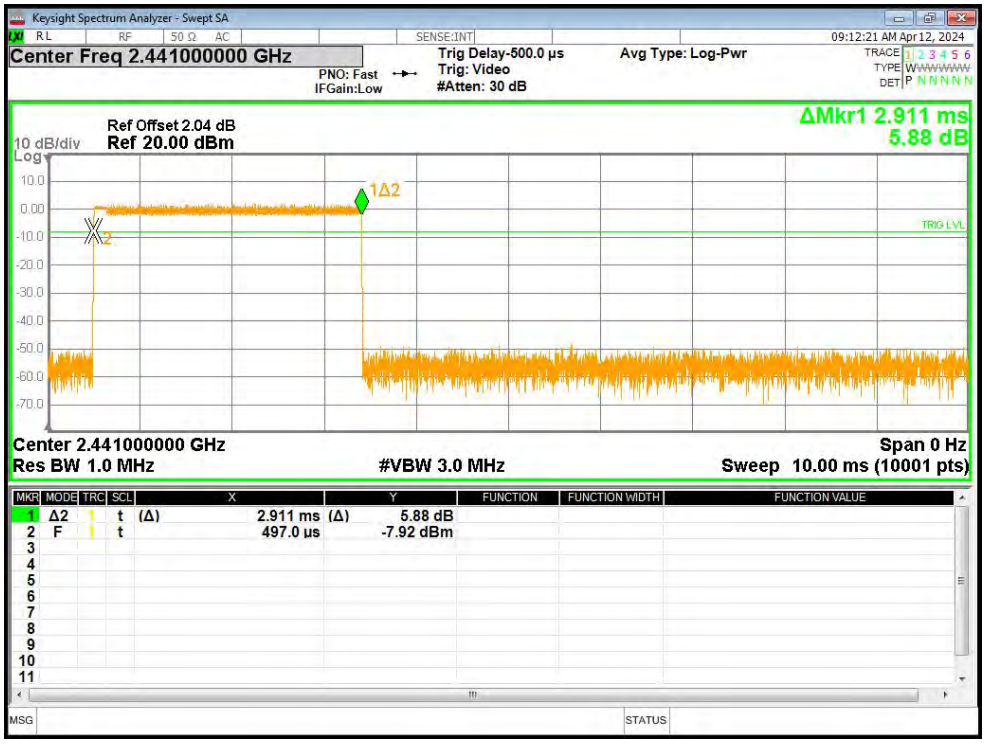

Dwell NVNT 3-DH5 2441MHz Ant1 Accumulated

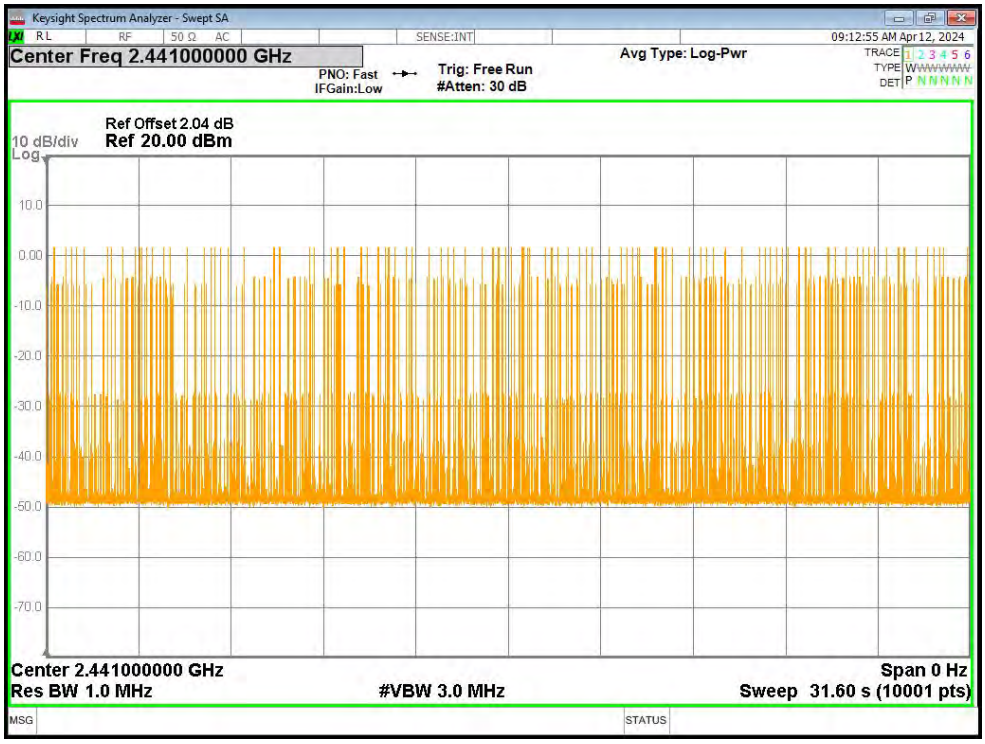

Maximum Peak Conducted Output Power

Condition	Mode	Frequency (MHz)	Antenna	Conducted Power (dBm)	Limit (dBm)	Verdict
NVNT	1-DH5	2402	Ant1	-0.25	21	Pass
NVNT	1-DH5	2441	Ant1	0.68	21	Pass
NVNT	1-DH5	2480	Ant1	1.15	21	Pass
NVNT	2-DH5	2402	Ant1	0.92	21	Pass
NVNT	2-DH5	2441	Ant1	1.71	21	Pass
NVNT	2-DH5	2480	Ant1	2.01	21	Pass
NVNT	3-DH5	2402	Ant1	1.24	21	Pass
NVNT	3-DH5	2441	Ant1	2.05	21	Pass
NVNT	3-DH5	2480	Ant1	2.23	21	Pass

Test Graphs

Peak Power NVNT 1-DH5 2402MHz Ant1

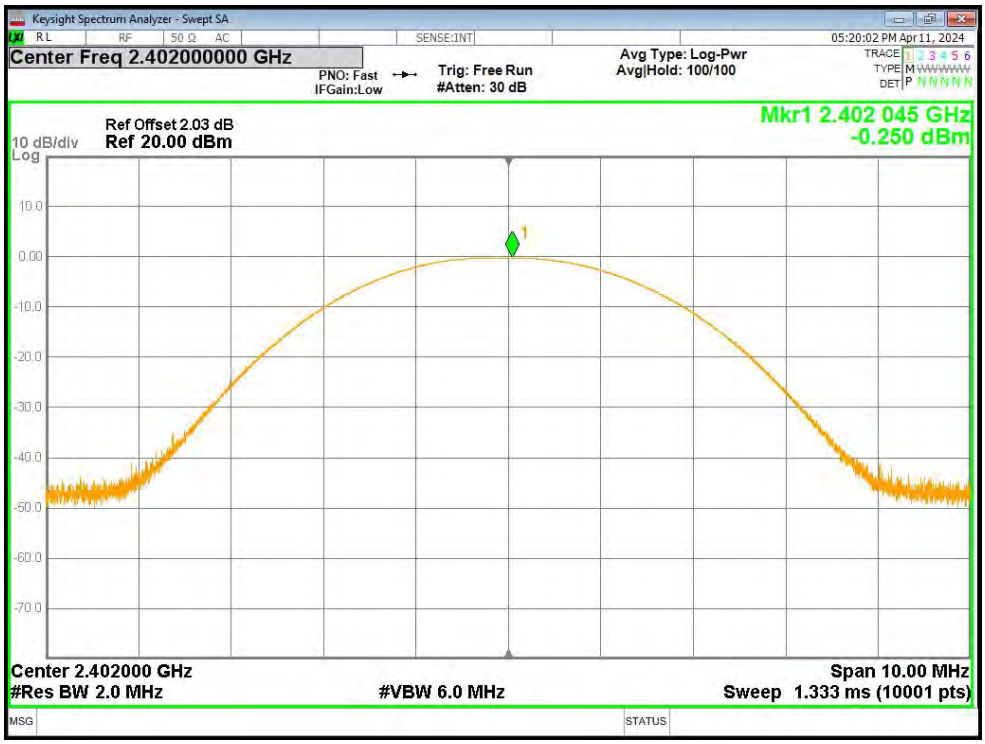

Peak Power NVNT 1-DH5 2441MHz Ant1

Peak Power NVNT 1-DH5 2480MHz Ant1

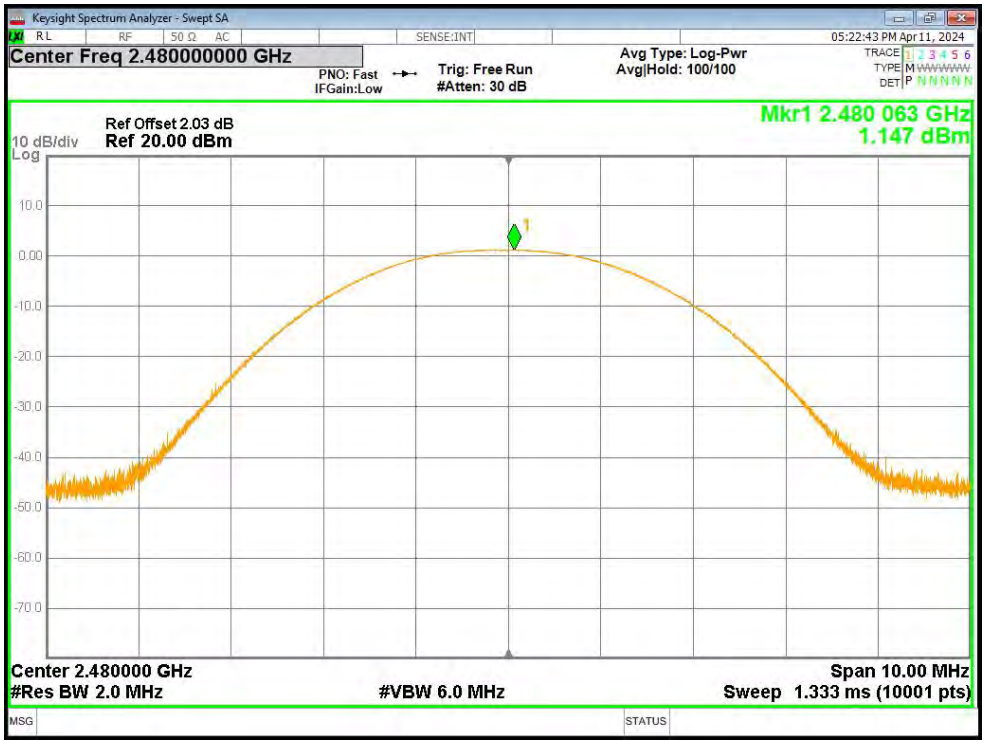

Peak Power NVNT 2-DH5 2402MHz Ant1

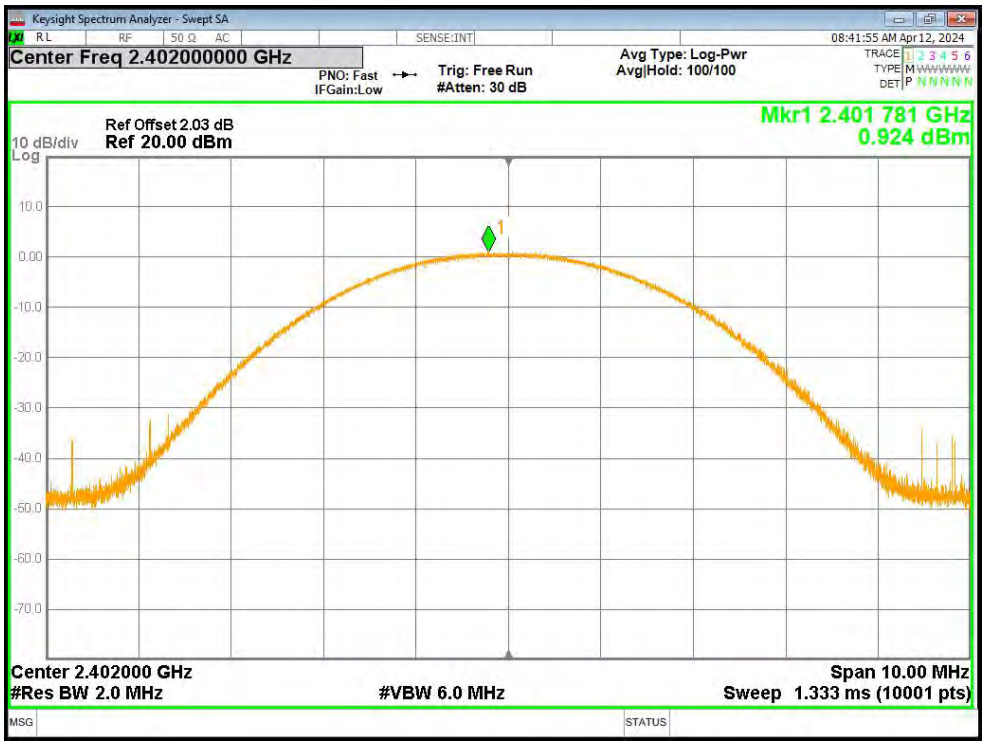

Peak Power NVNT 2-DH5 2441MHz Ant1

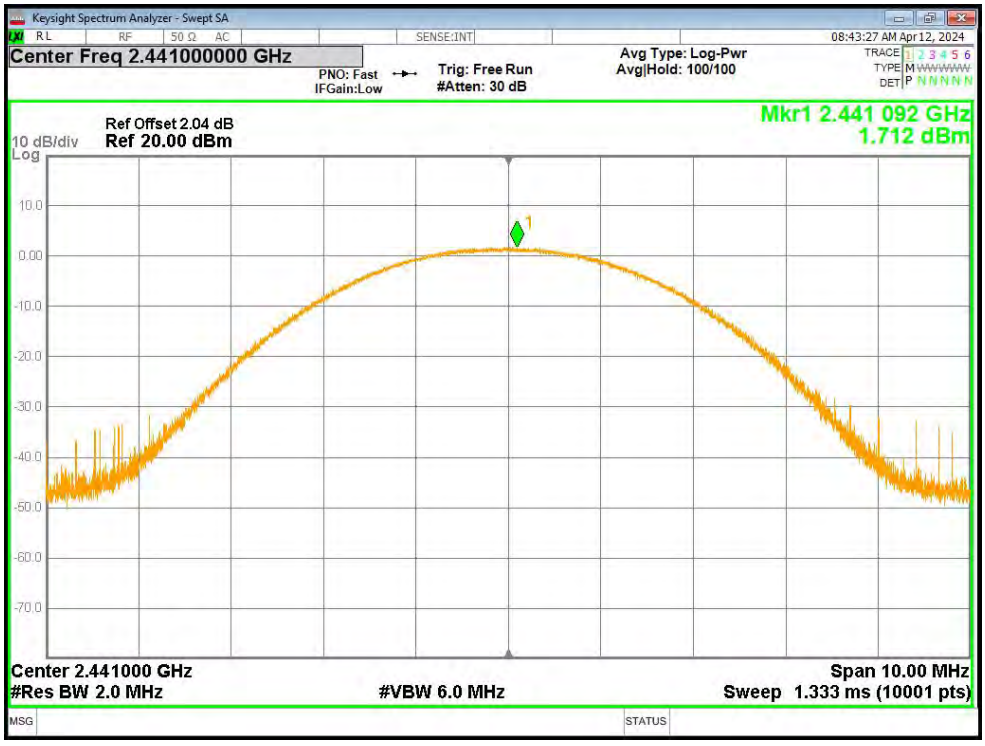

Peak Power NVNT 2-DH5 2480MHz Ant1

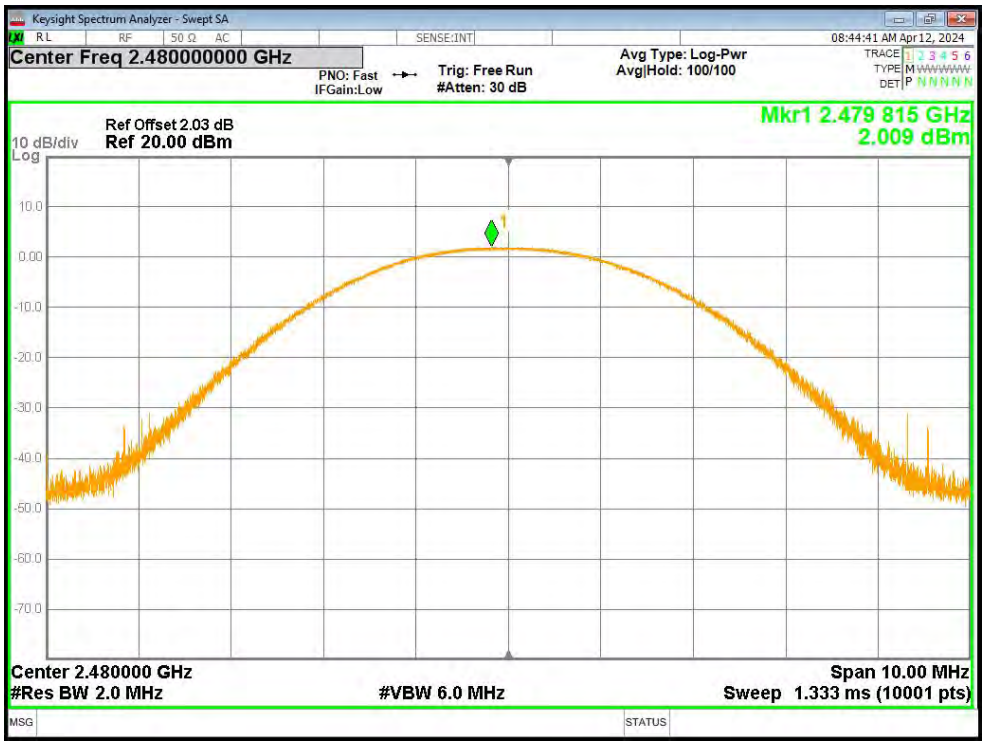

Peak Power NVNT 3-DH5 2402MHz Ant1

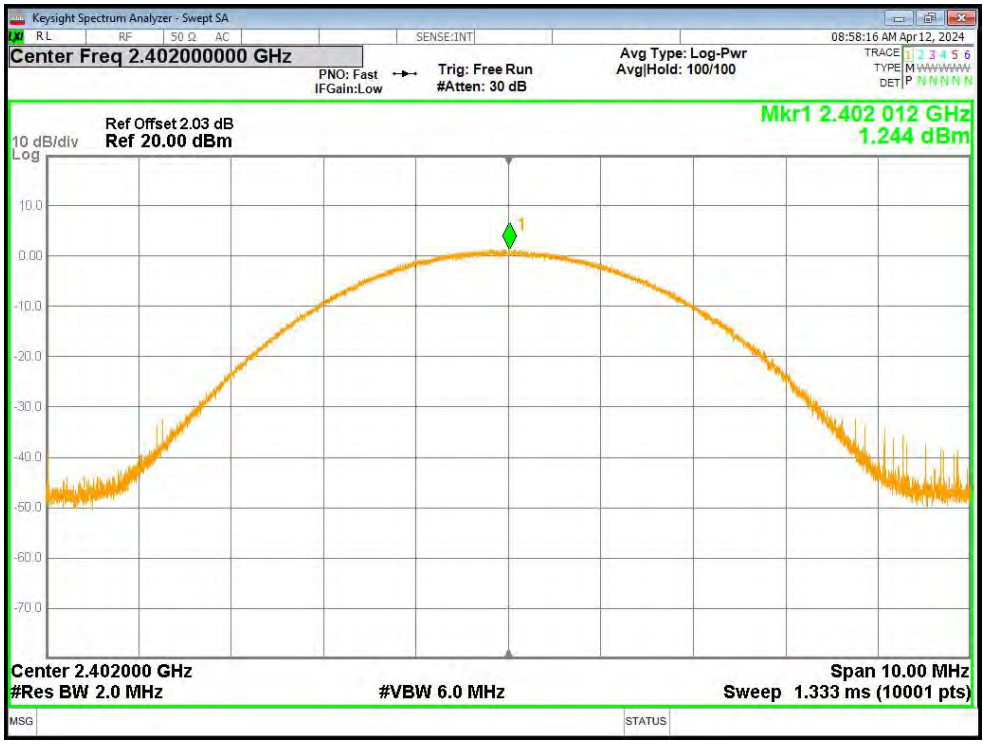

Peak Power NVNT 3-DH5 2441MHz Ant1

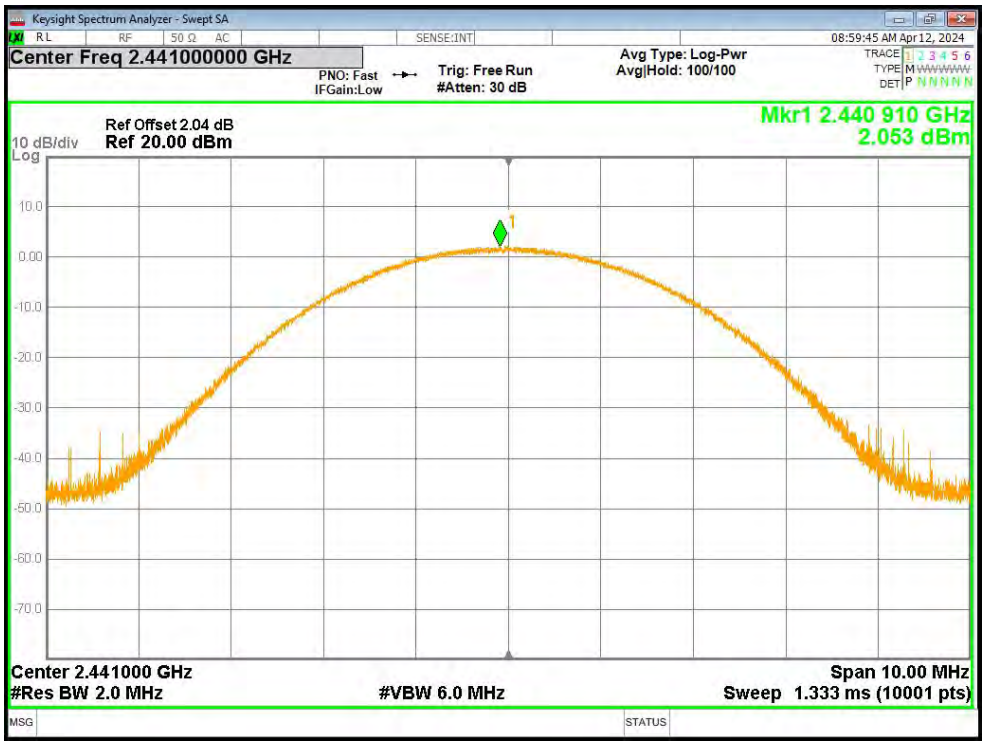

Peak Power NVNT 3-DH5 2480MHz Ant1

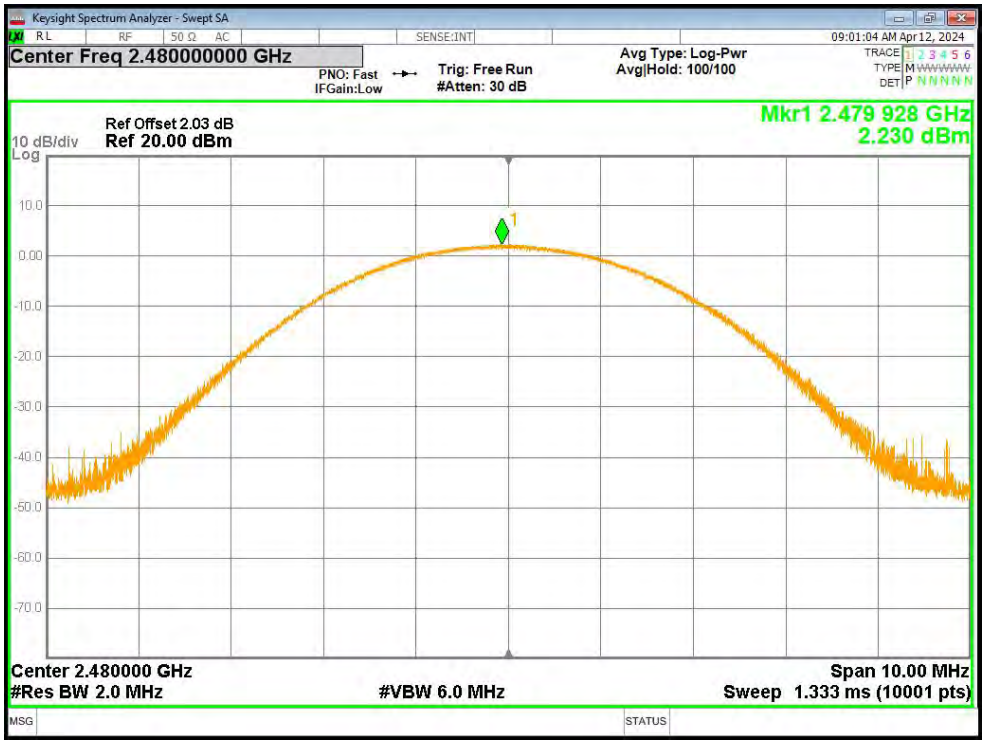

-20dB Bandwidth

Condition	Mode	Frequency (MHz)	Antenna	-20 dB Bandwidth (MHz)	Limit -20 dB Bandwidth (MHz)	Verdict
NVNT	1-DH5	2402	Ant1	0.954	/	Pass
NVNT	1-DH5	2441	Ant1	0.95	/	Pass
NVNT	1-DH5	2480	Ant1	0.95	/	Pass
NVNT	2-DH5	2402	Ant1	1.306	/	Pass
NVNT	2-DH5	2441	Ant1	1.304	/	Pass
NVNT	2-DH5	2480	Ant1	1.322	/	Pass
NVNT	3-DH5	2402	Ant1	1.289	/	Pass
NVNT	3-DH5	2441	Ant1	1.295	/	Pass
NVNT	3-DH5	2480	Ant1	1.302	/	Pass

Test Graphs

-20dB Bandwidth NVNT 1-DH5 2402MHz Ant1

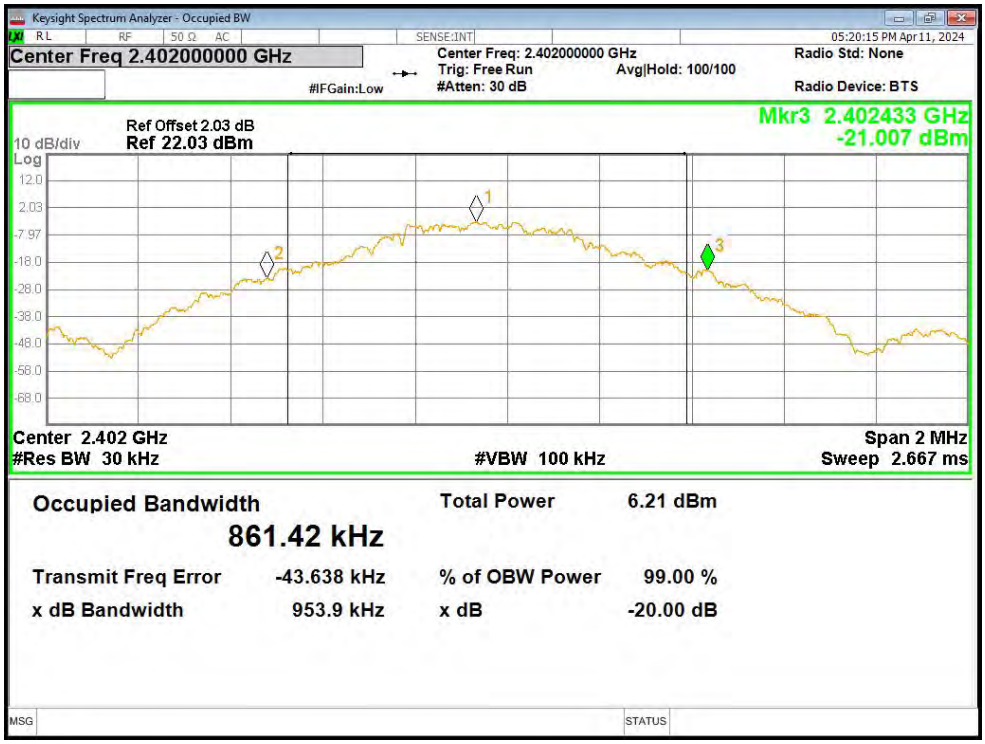

-20dB Bandwidth NVNT 1-DH5 2441MHz Ant1

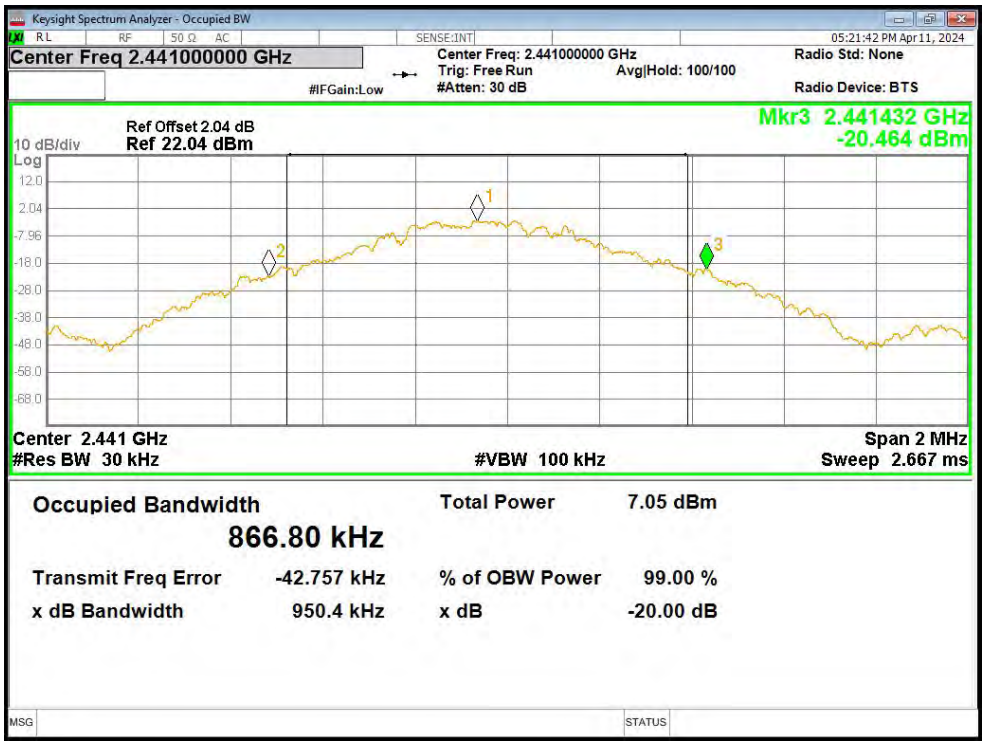

-20dB Bandwidth NVNT 1-DH5 2480MHz Ant1

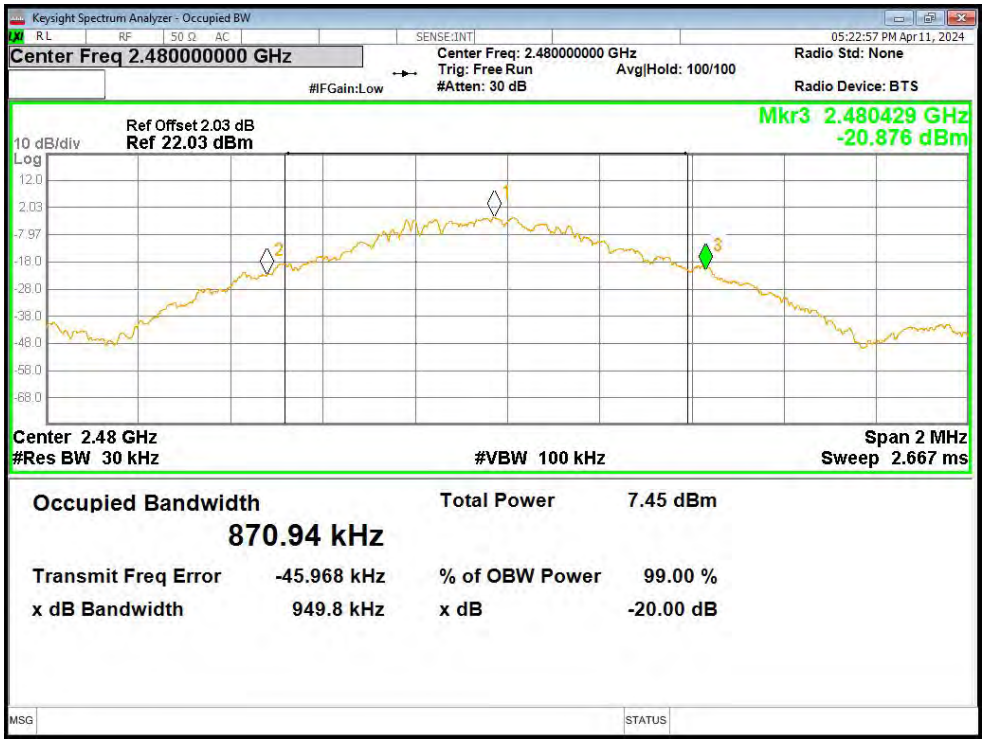

-20dB Bandwidth NVNT 2-DH5 2402MHz Ant1

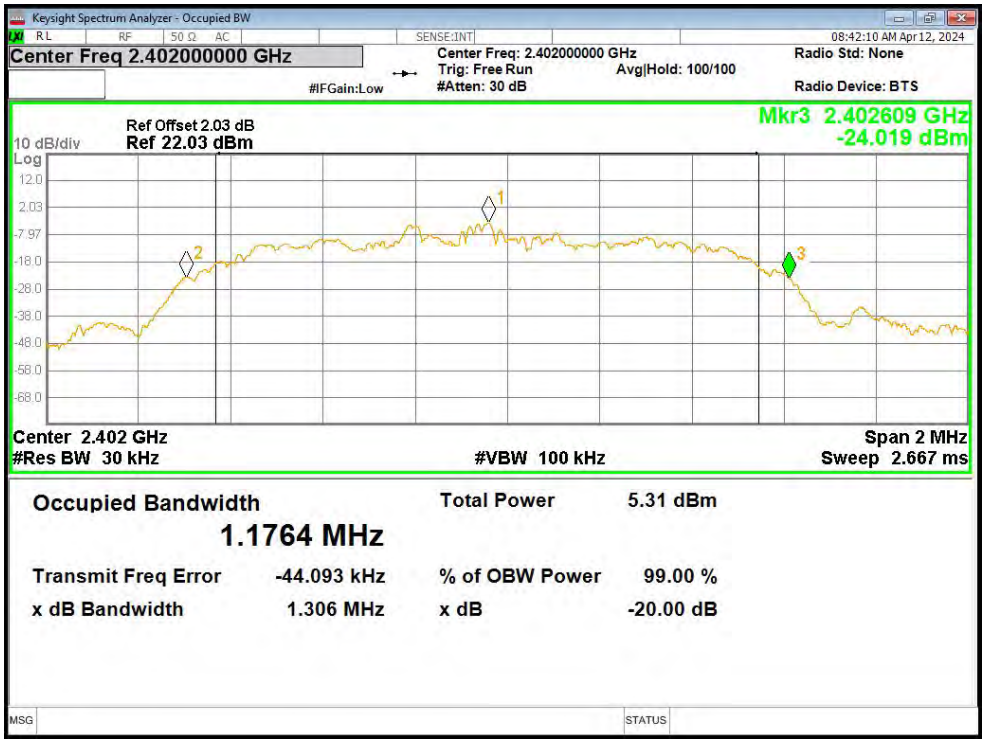

-20dB Bandwidth NVNT 2-DH5 2441MHz Ant1

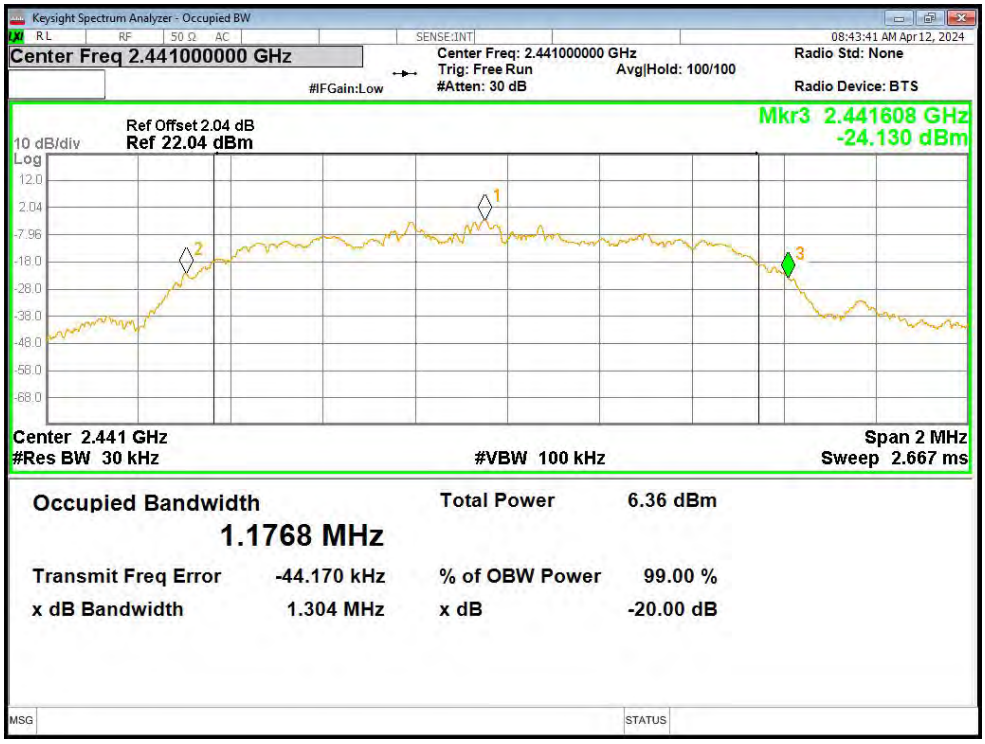

-20dB Bandwidth NVNT 2-DH5 2480MHz Ant1

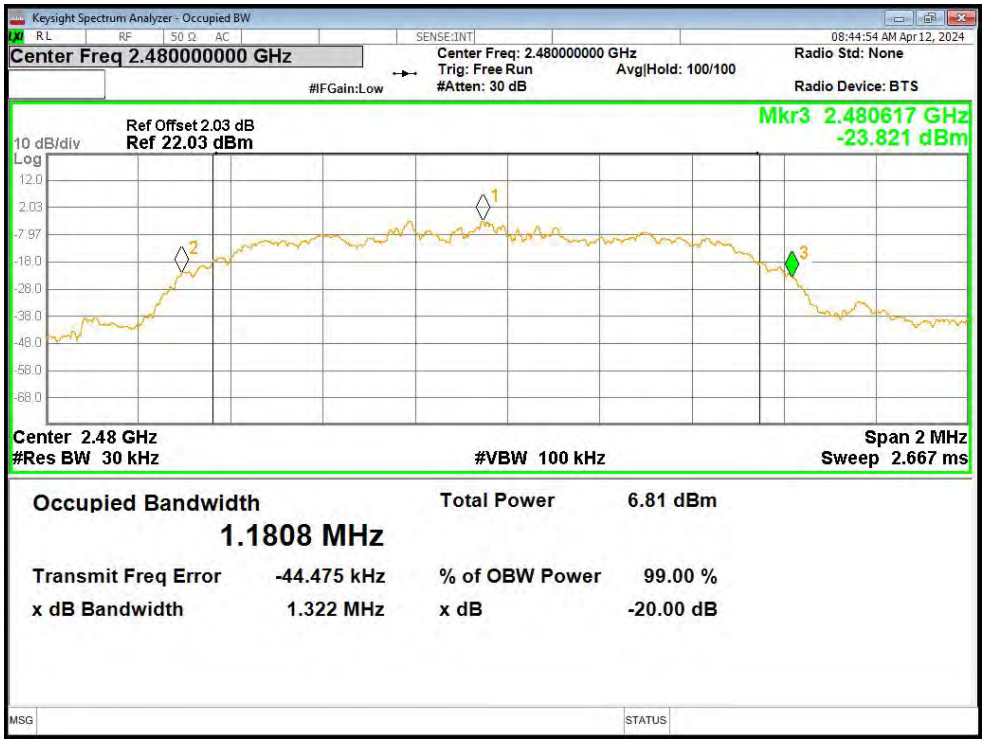

-20dB Bandwidth NVNT 3-DH5 2402MHz Ant1

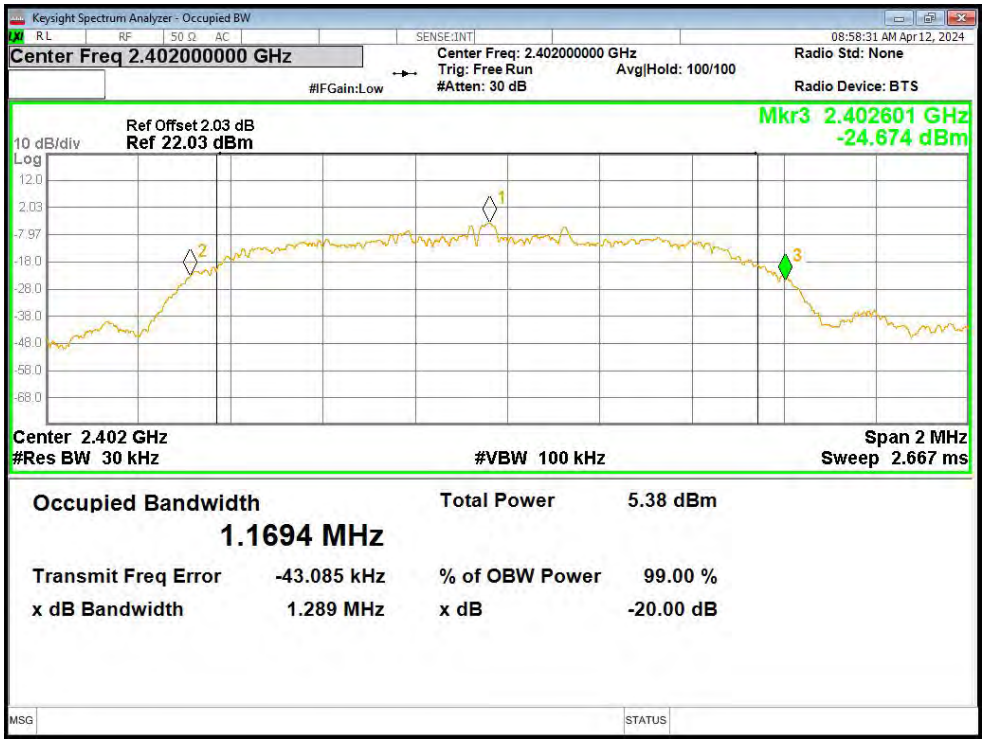

-20dB Bandwidth NVNT 3-DH5 2441MHz Ant1

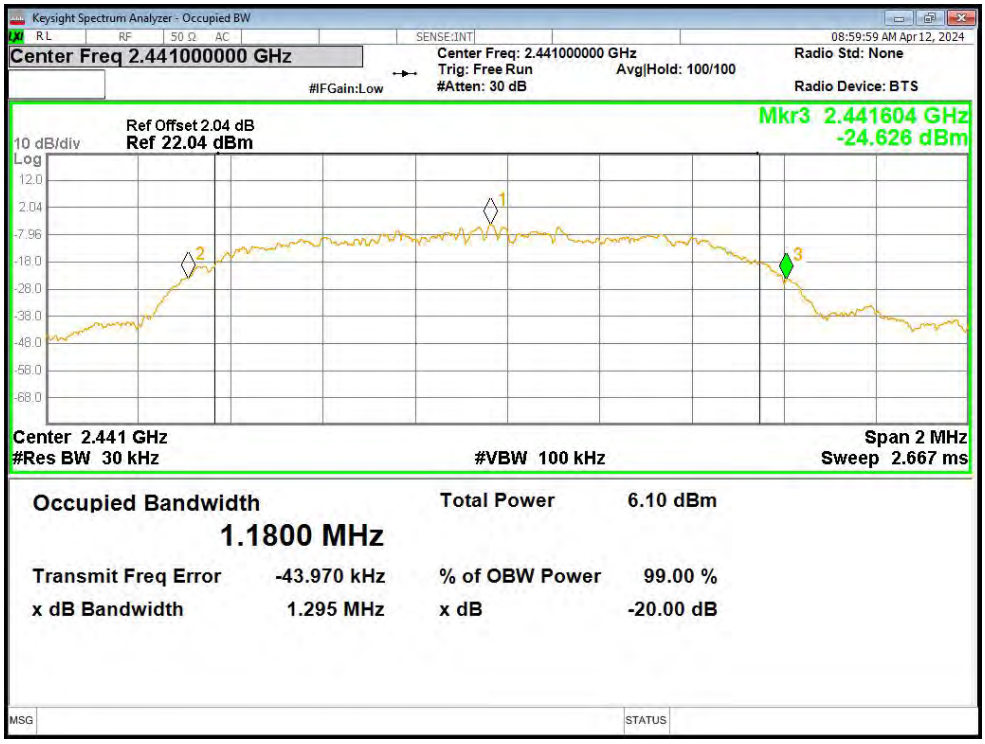

-20dB Bandwidth NVNT 3-DH5 2480MHz Ant1

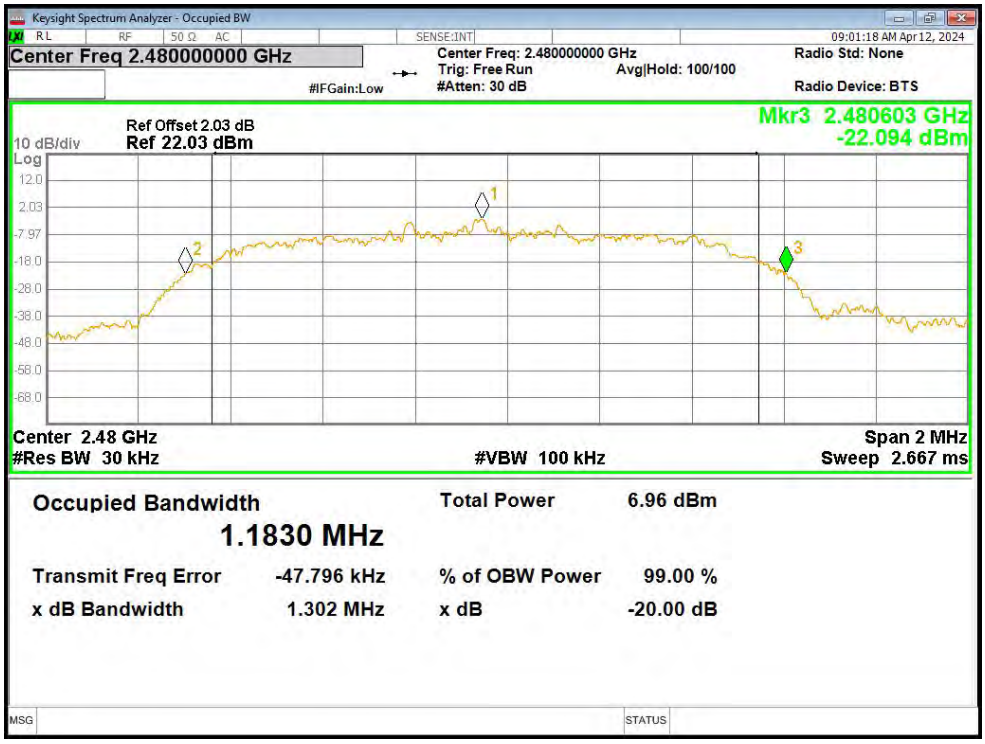

Occupied Channel Bandwidth

Condition	Mode	Frequency (MHz)	Antenna	99% OBW (MHz)
NVNT	1-DH5	2402	Ant1	0.862
NVNT	1-DH5	2441	Ant1	0.865
NVNT	1-DH5	2480	Ant1	0.872
NVNT	2-DH5	2402	Ant1	1.174
NVNT	2-DH5	2441	Ant1	1.184
NVNT	2-DH5	2480	Ant1	1.186
NVNT	3-DH5	2402	Ant1	1.188
NVNT	3-DH5	2441	Ant1	1.17
NVNT	3-DH5	2480	Ant1	1.169

Test Graphs

OBW NVNT 1-DH5 2402MHz Ant1

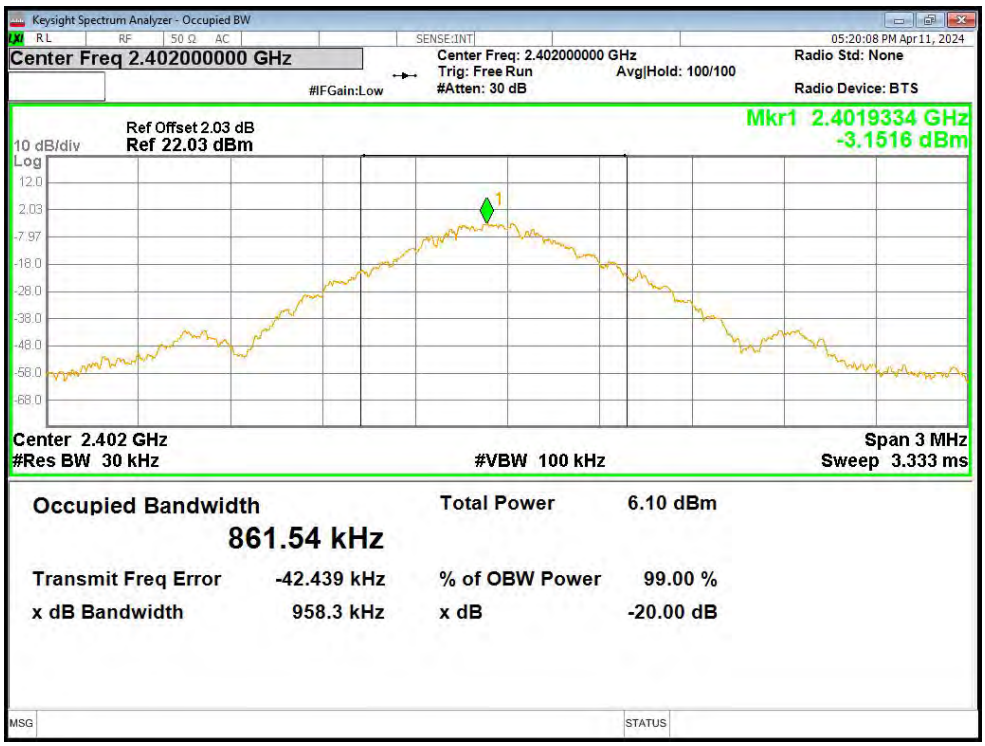

OBW NVNT 1-DH5 2441MHz Ant1

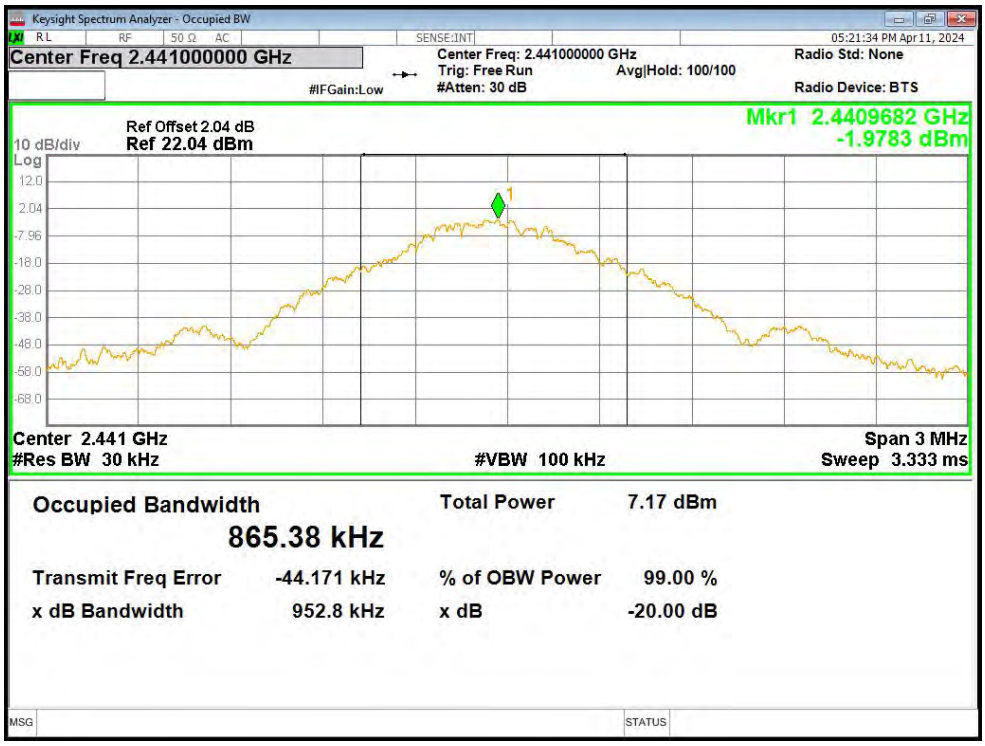

OBW NVNT 1-DH5 2480MHz Ant1

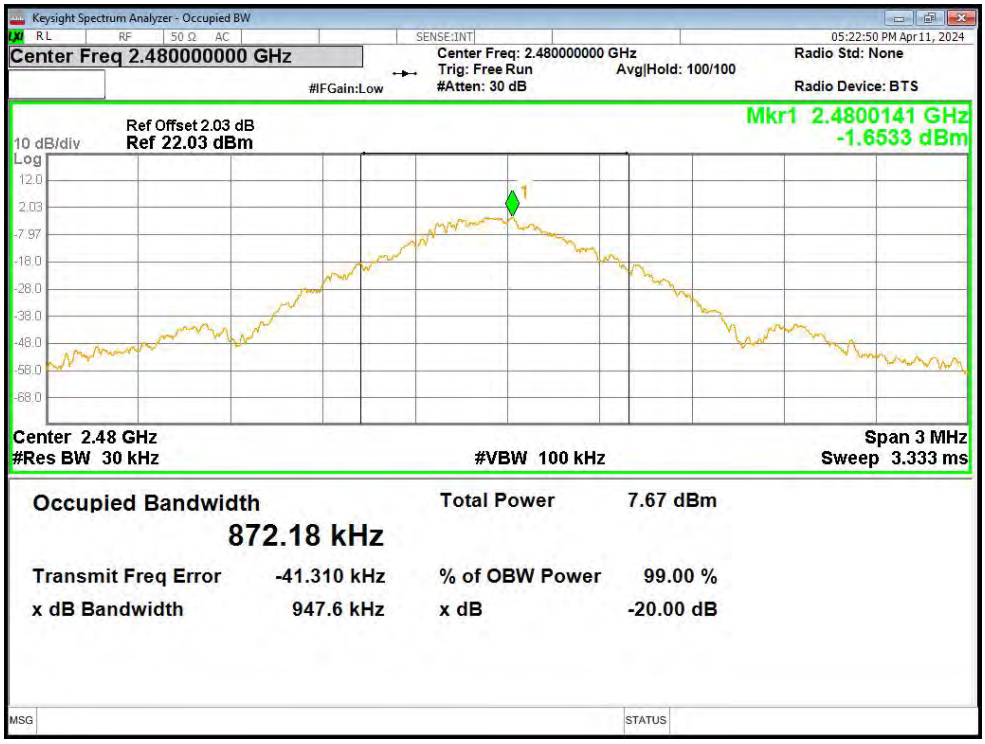

OBW NVNT 2-DH5 2402MHz Ant1

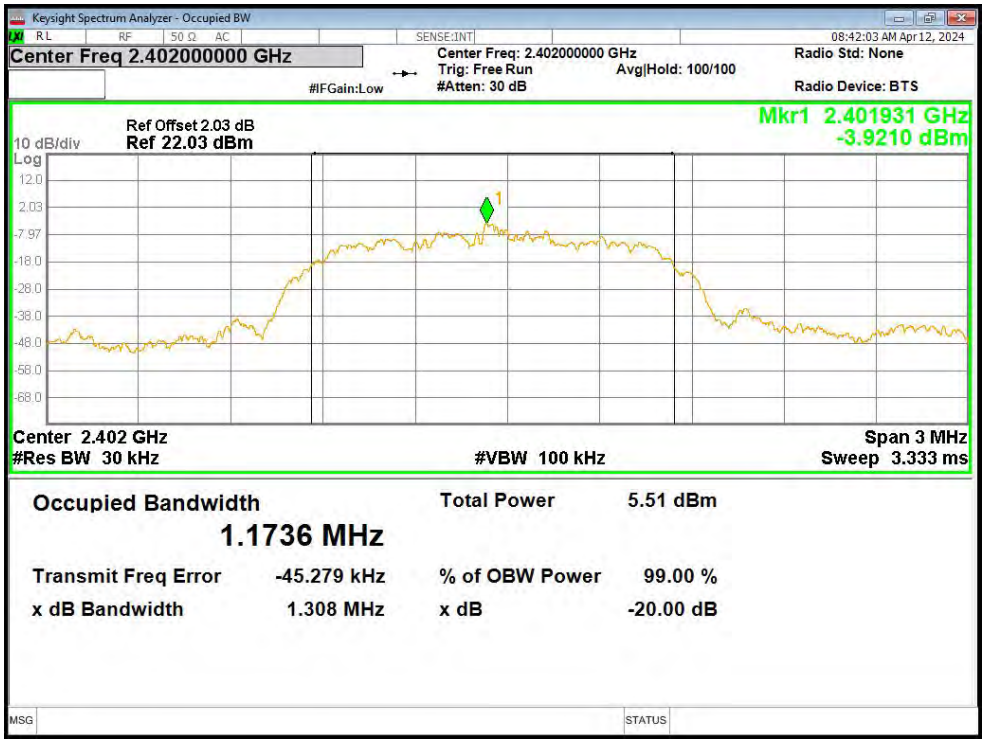

OBW NVNT 2-DH5 2441MHz Ant1

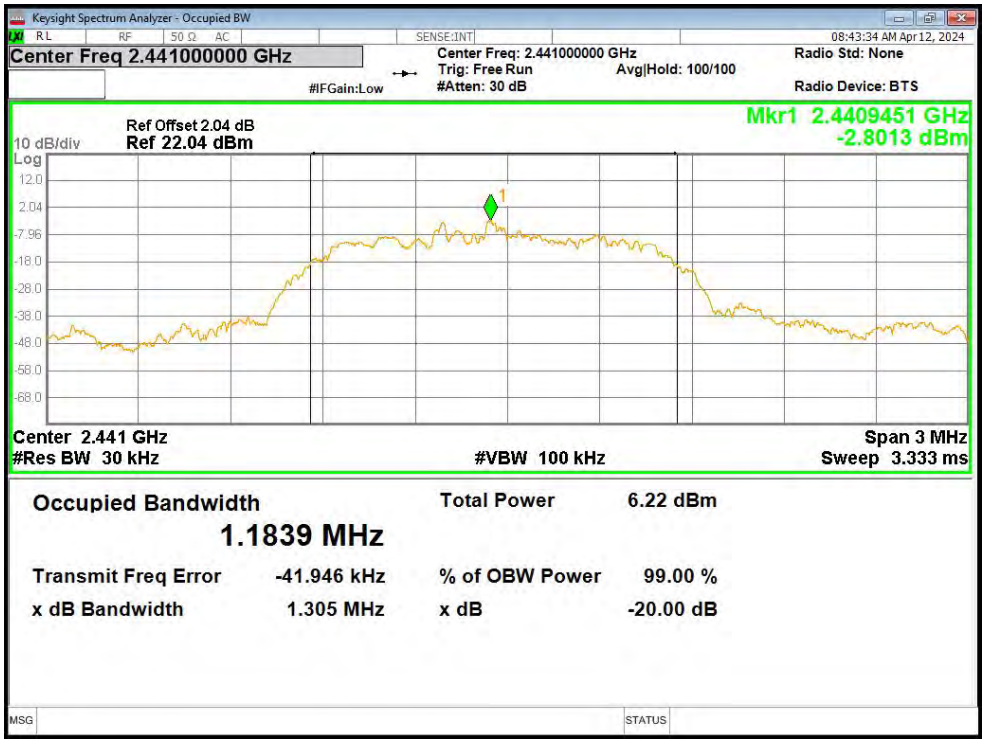

OBW NVNT 2-DH5 2480MHz Ant1

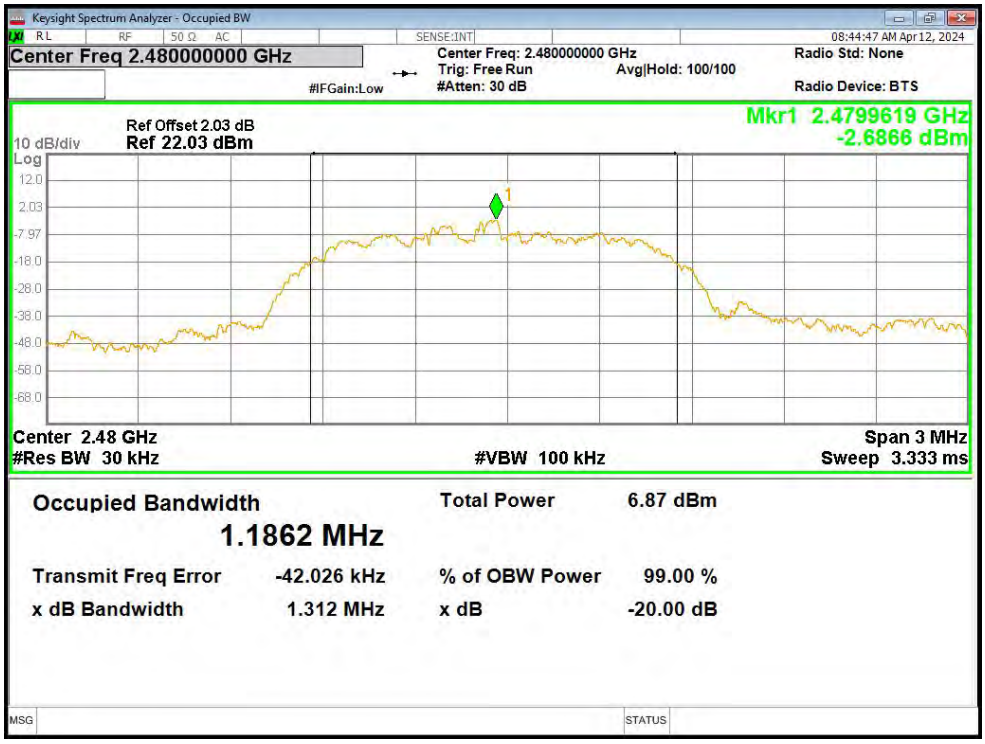

OBW NVNT 3-DH5 2402MHz Ant1

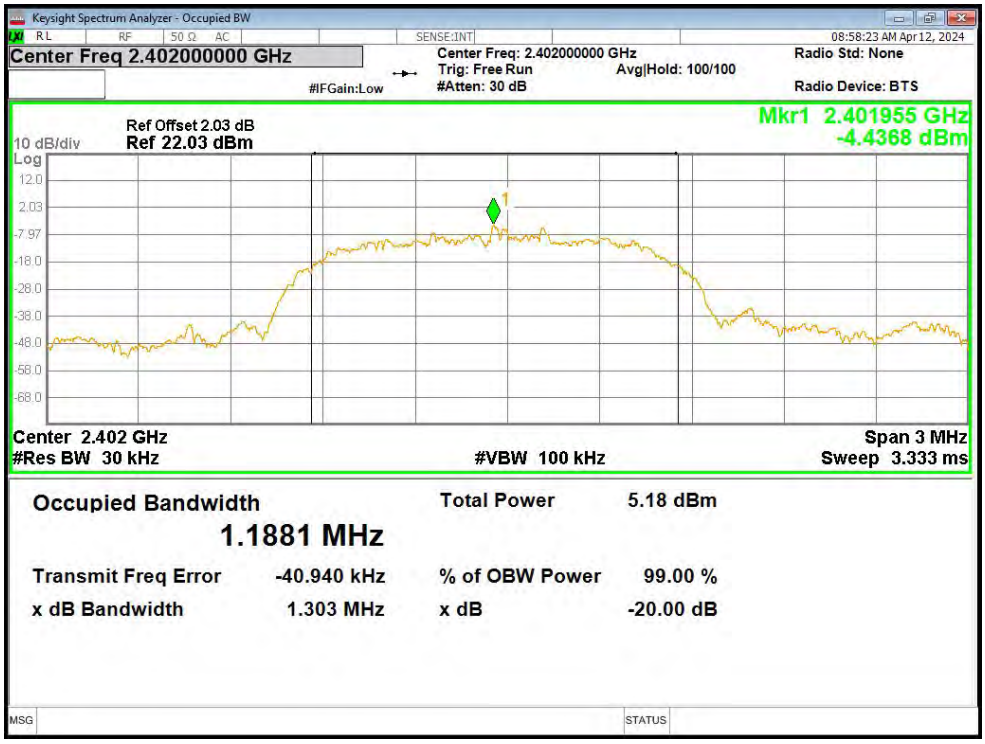

OBW NVNT 3-DH5 2441MHz Ant1

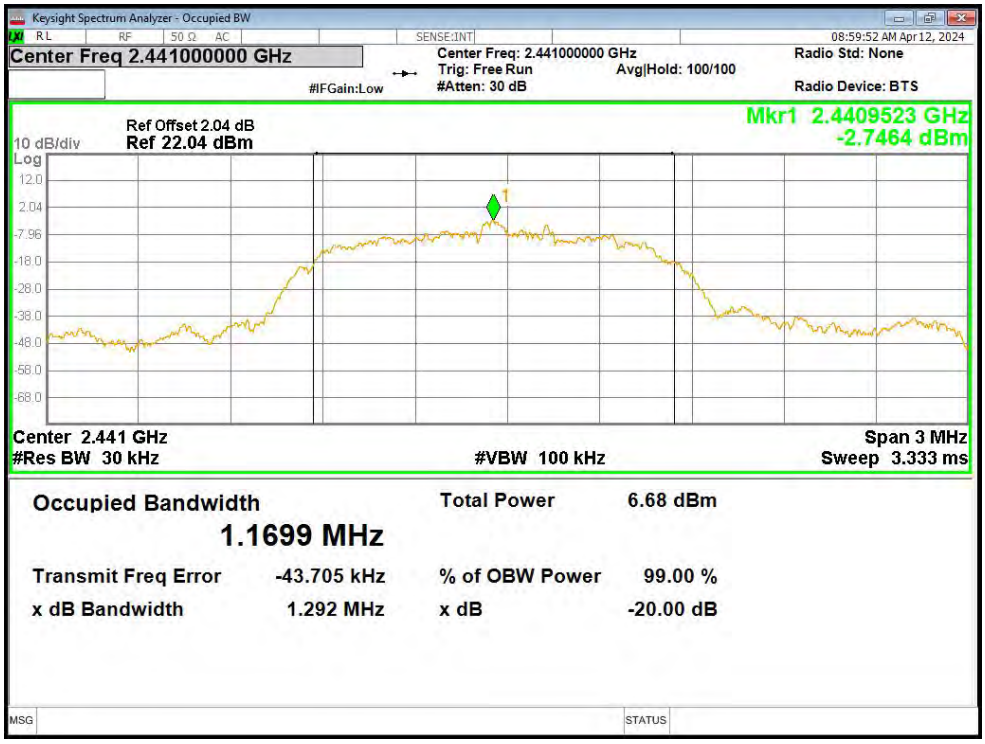

OBW NVNT 3-DH5 2480MHz Ant1

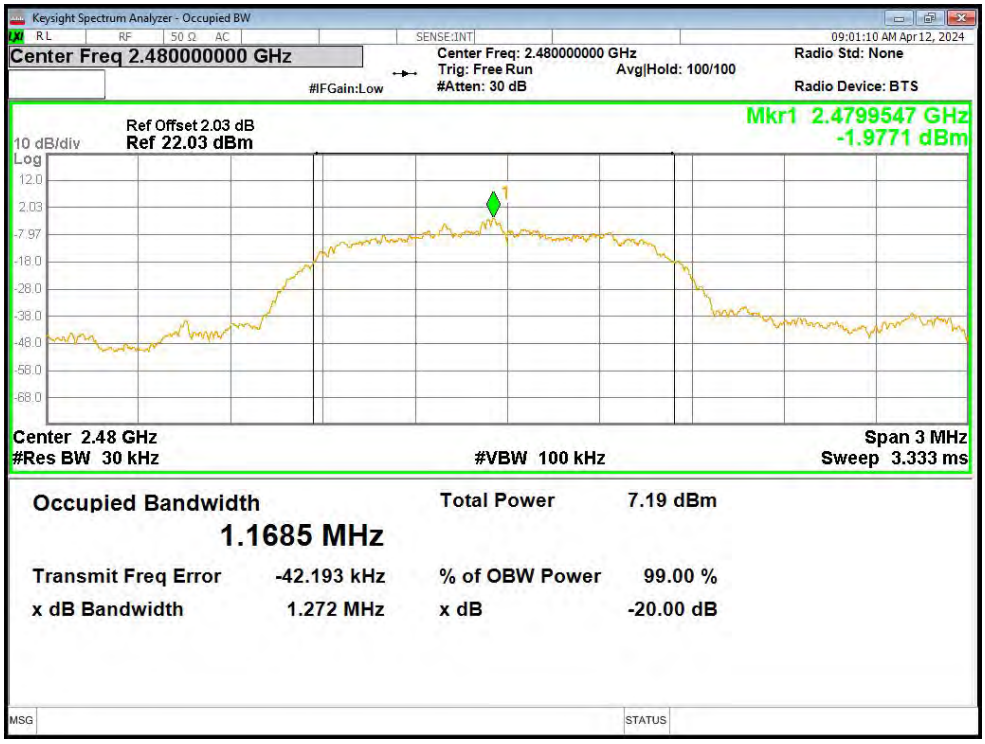

Carrier Frequencies Separation

Condition	Mode	Antenna	Hopping Freq1 (MHz)	Hopping Freq2 (MHz)	HFS (MHz)	Limit (MHz)	Verdict
NVNT	1-DH5	Ant1	2401.948	2402.968	1.02	0.636	Pass
NVNT	1-DH5	Ant1	2440.974	2441.948	0.974	0.633	Pass
NVNT	1-DH5	Ant1	2478.952	2479.95	0.998	0.633	Pass
NVNT	2-DH5	Ant1	2401.962	2402.942	0.98	0.871	Pass
NVNT	2-DH5	Ant1	2440.944	2442.08	1.136	0.869	Pass
NVNT	2-DH5	Ant1	2478.954	2479.952	0.998	0.881	Pass
NVNT	3-DH5	Ant1	2401.96	2402.946	0.986	0.859	Pass
NVNT	3-DH5	Ant1	2440.952	2441.956	1.004	0.863	Pass
NVNT	3-DH5	Ant1	2478.958	2479.948	0.99	0.868	Pass

Test Graphs

CFS NVNT 1-DH5 2402MHz Ant1

CFS NVNT 1-DH5 2441MHz Ant1

CFS NVNT 1-DH5 2480MHz Ant1

CFS NVNT 2-DH5 2402MHz Ant1

CFS NVNT 2-DH5 2441MHz Ant1

CFS NVNT 2-DH5 2480MHz Ant1

CFS NVNT 3-DH5 2402MHz Ant1

CFS NVNT 3-DH5 2441MHz Ant1

CFS NVNT 3-DH5 2480MHz Ant1

Number of Hopping Channel

Condition	Mode	Antenna	Hopping Number	Limit	Verdict
NVNT	1-DH5	Ant1	79	15	Pass
NVNT	2-DH5	Ant1	79	15	Pass
NVNT	3-DH5	Ant1	79	15	Pass

Test Graphs

Hopping No. NVNT 1-DH5 Ant1

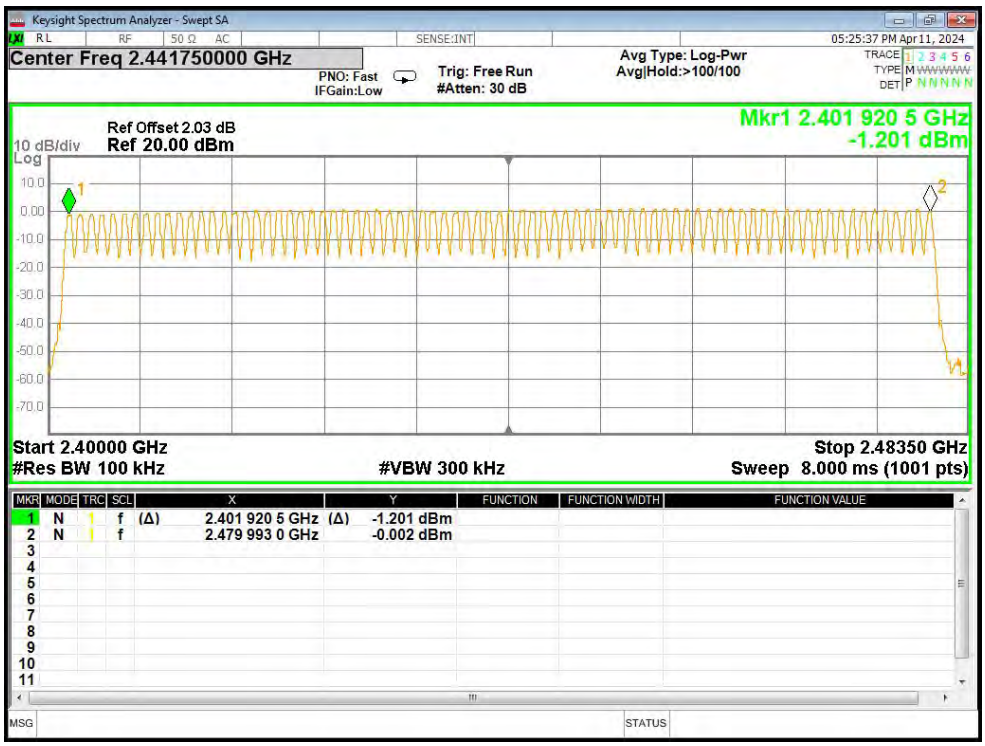

Hopping No. NVNT 2-DH5 Ant1

Hopping No. NVNT 3-DH5 Ant1

Band Edge

Condition	Mode	Frequency (MHz)	Antenna	Hopping Mode	Max Value (dBc)	Limit (dBc)	Verdict
NVNT	1-DH5	2402	Ant1	No-Hopping	-53.27	-20	Pass
NVNT	1-DH5	2480	Ant1	No-Hopping	-53.12	-20	Pass
NVNT	2-DH5	2402	Ant1	No-Hopping	-49.51	-20	Pass
NVNT	2-DH5	2480	Ant1	No-Hopping	-54.85	-20	Pass
NVNT	3-DH5	2402	Ant1	No-Hopping	-50.98	-20	Pass
NVNT	3-DH5	2480	Ant1	No-Hopping	-55.7	-20	Pass

Test Graphs

Band Edge NVNT 1-DH5 2402MHz Ant1 No-Hopping Ref

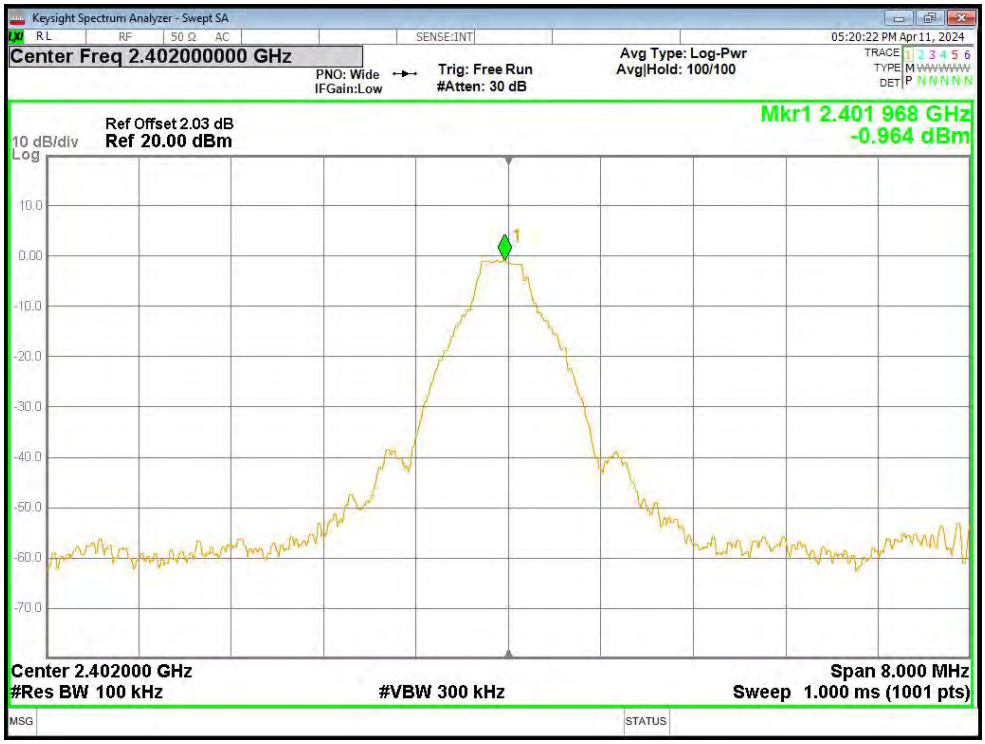

Band Edge NVNT 1-DH5 2402MHz Ant1 No-Hopping Emission

Band Edge NVNT 1-DH5 2480MHz Ant1 No-Hopping Ref

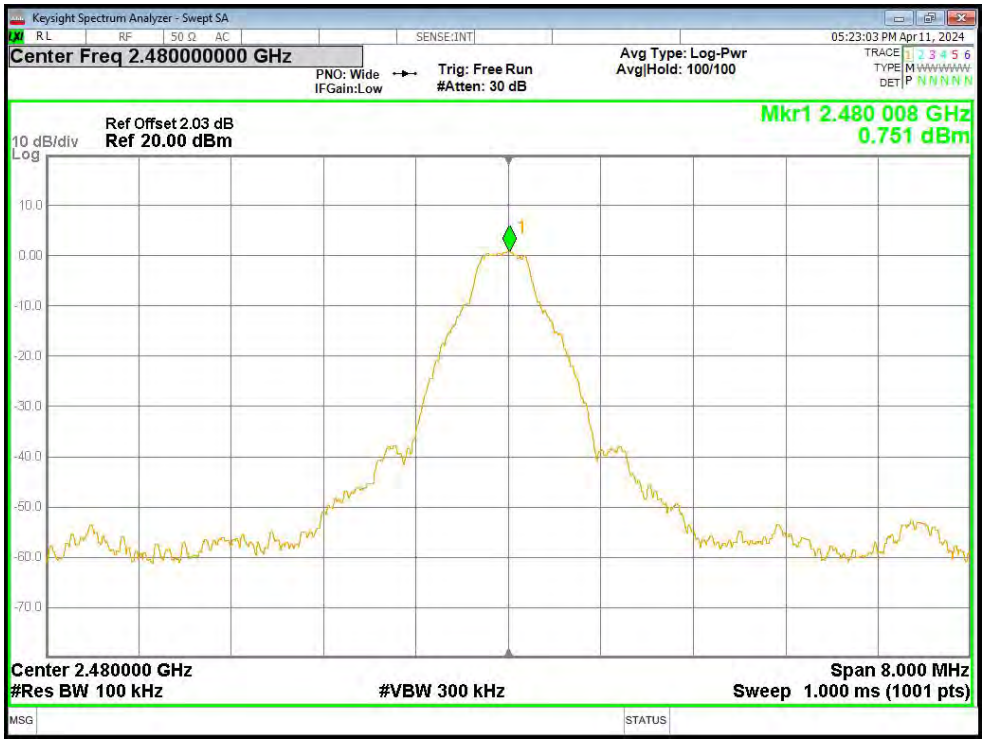

Band Edge NVNT 1-DH5 2480MHz Ant1 No-Hopping Emission

Band Edge NVNT 2-DH5 2402MHz Ant1 No-Hopping Ref

Band Edge NVNT 2-DH5 2402MHz Ant1 No-Hopping Emission

Band Edge NVNT 2-DH5 2480MHz Ant1 No-Hopping Ref

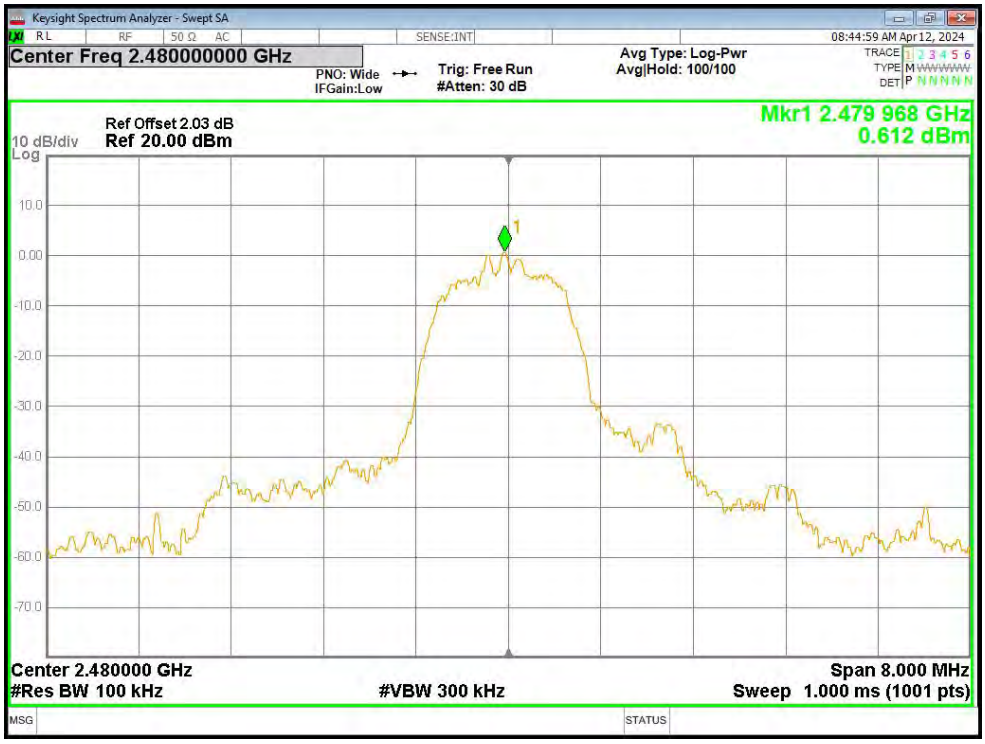

Band Edge NVNT 2-DH5 2480MHz Ant1 No-Hopping Emission

Band Edge NVNT 3-DH5 2402MHz Ant1 No-Hopping Ref

Band Edge NVNT 3-DH5 2402MHz Ant1 No-Hopping Emission

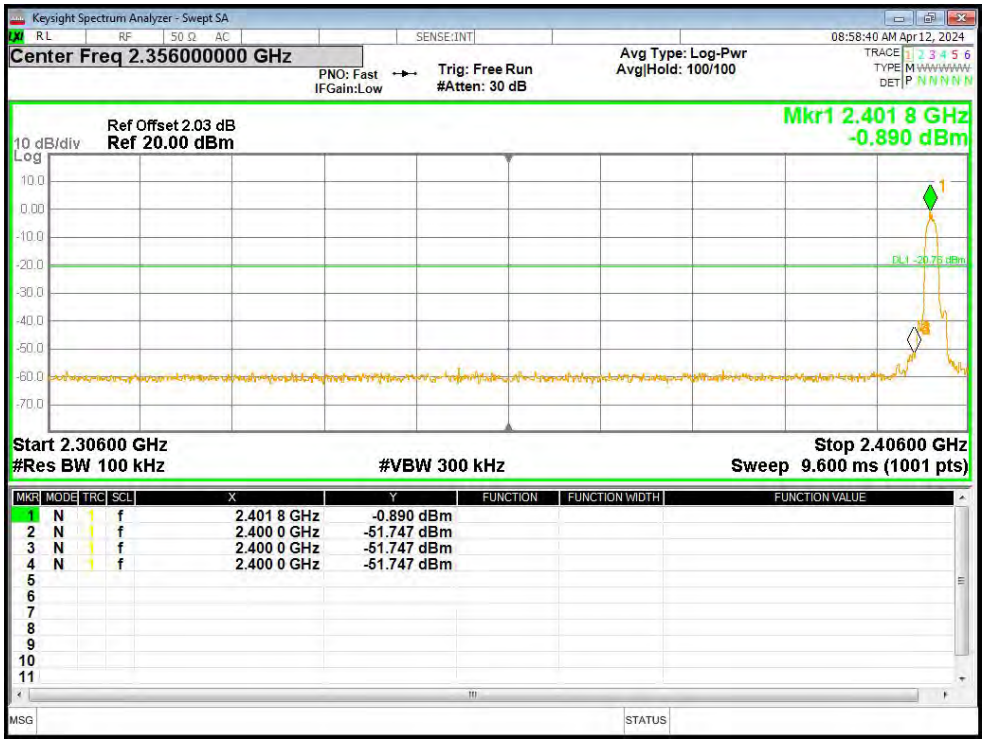

Band Edge NVNT 3-DH5 2480MHz Ant1 No-Hopping Ref

Band Edge NVNT 3-DH5 2480MHz Ant1 No-Hopping Emission

Band Edge(Hopping)

Condition	Mode	Frequency (MHz)	Antenna	Hopping Mode	Max Value (dBc)	Limit (dBc)	Verdict
NVNT	1-DH5	2402	Ant1	Hopping	-55.91	-20	Pass
NVNT	1-DH5	2480	Ant1	Hopping	-53.74	-20	Pass
NVNT	2-DH5	2402	Ant1	Hopping	-55.59	-20	Pass
NVNT	2-DH5	2480	Ant1	Hopping	-56.75	-20	Pass
NVNT	3-DH5	2402	Ant1	Hopping	-56.07	-20	Pass
NVNT	3-DH5	2480	Ant1	Hopping	-55.55	-20	Pass

Test Graphs

Band Edge(Hopping) NVNT 1-DH5 2402MHz Ant1 Hopping Ref

Band Edge(Hopping) NVNT 1-DH5 2402MHz Ant1 Hopping Emission

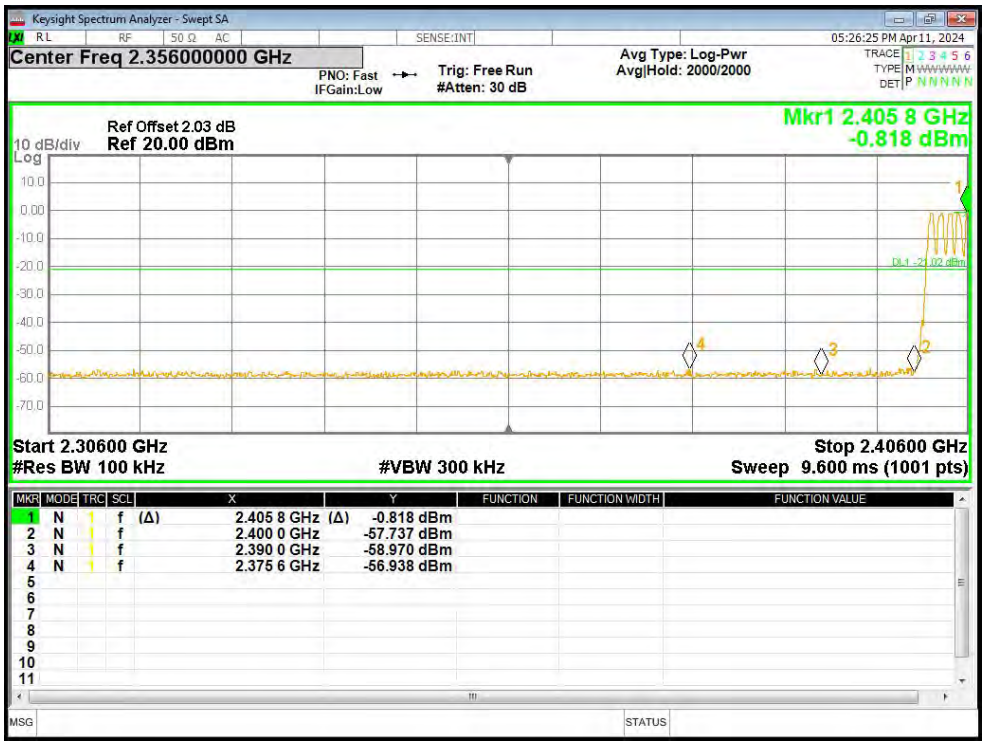

Band Edge(Hopping) NVNT 1-DH5 2480MHz Ant1 Hopping Ref

Band Edge(Hopping) NVNT 1-DH5 2480MHz Ant1 Hopping Emission

Band Edge(Hopping) NVNT 2-DH5 2402MHz Ant1 Hopping Ref

Band Edge(Hopping) NVNT 2-DH5 2402MHz Ant1 Hopping Emission

Band Edge(Hopping) NVNT 2-DH5 2480MHz Ant1 Hopping Ref

Band Edge(Hopping) NVNT 2-DH5 2480MHz Ant1 Hopping Emission

Band Edge(Hopping) NVNT 3-DH5 2402MHz Ant1 Hopping Ref

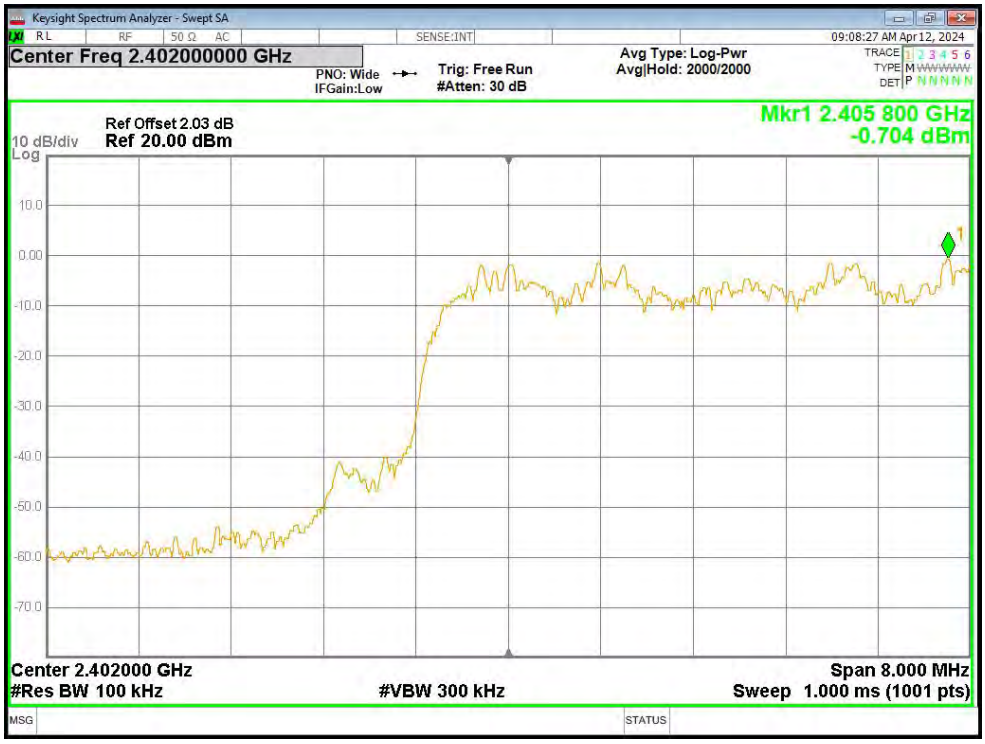

Band Edge(Hopping) NVNT 3-DH5 2402MHz Ant1 Hopping Emission

Band Edge(Hopping) NVNT 3-DH5 2480MHz Ant1 Hopping Ref

Band Edge(Hopping) NVNT 3-DH5 2480MHz Ant1 Hopping Emission

Conducted RF Spurious Emission

Condition	Mode	Frequency (MHz)	Antenna	Max Value (dBc)	Limit (dBc)	Verdict
NVNT	1-DH5	2402	Ant1	-38.37	-20	Pass
NVNT	1-DH5	2441	Ant1	-51.6	-20	Pass
NVNT	1-DH5	2480	Ant1	-50.71	-20	Pass
NVNT	2-DH5	2402	Ant1	-56.3	-20	Pass
NVNT	2-DH5	2441	Ant1	-56.2	-20	Pass
NVNT	2-DH5	2480	Ant1	-54.63	-20	Pass
NVNT	3-DH5	2402	Ant1	-52.68	-20	Pass
NVNT	3-DH5	2441	Ant1	-33.49	-20	Pass
NVNT	3-DH5	2480	Ant1	-51.32	-20	Pass

Test Graphs

Tx. Spurious NVNT 1-DH5 2402MHz Ant1 Ref

Tx. Spurious NVNT 1-DH5 2402MHz Ant1 Emission

Tx. Spurious NVNT 1-DH5 2441MHz Ant1 Ref

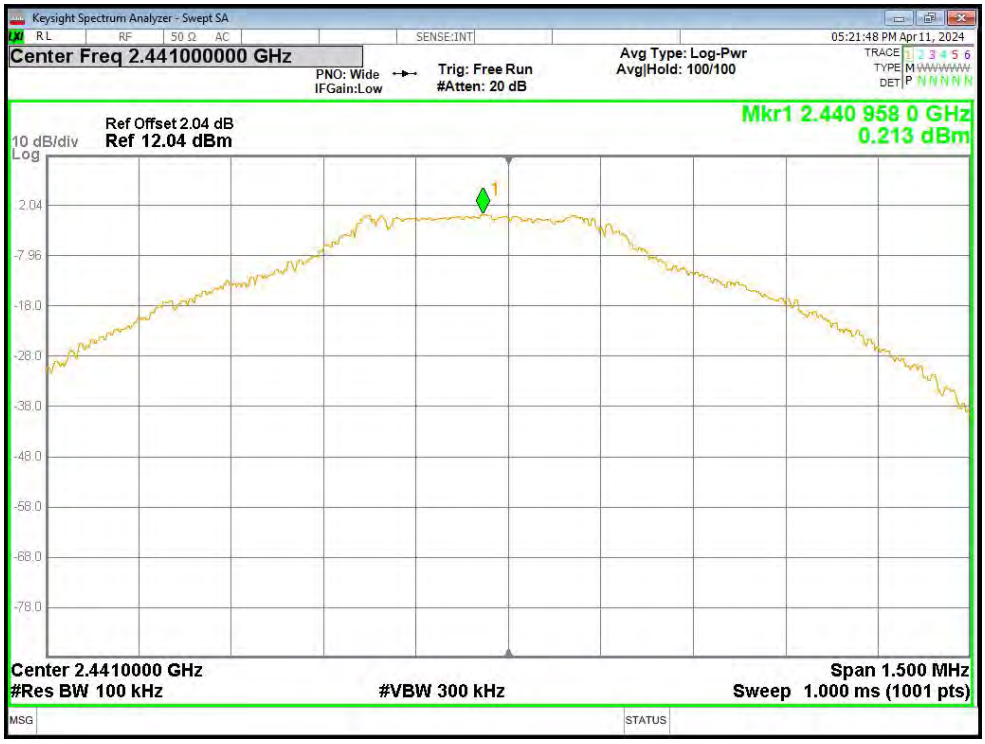

Tx. Spurious NVNT 1-DH5 2441MHz Ant1 Emission

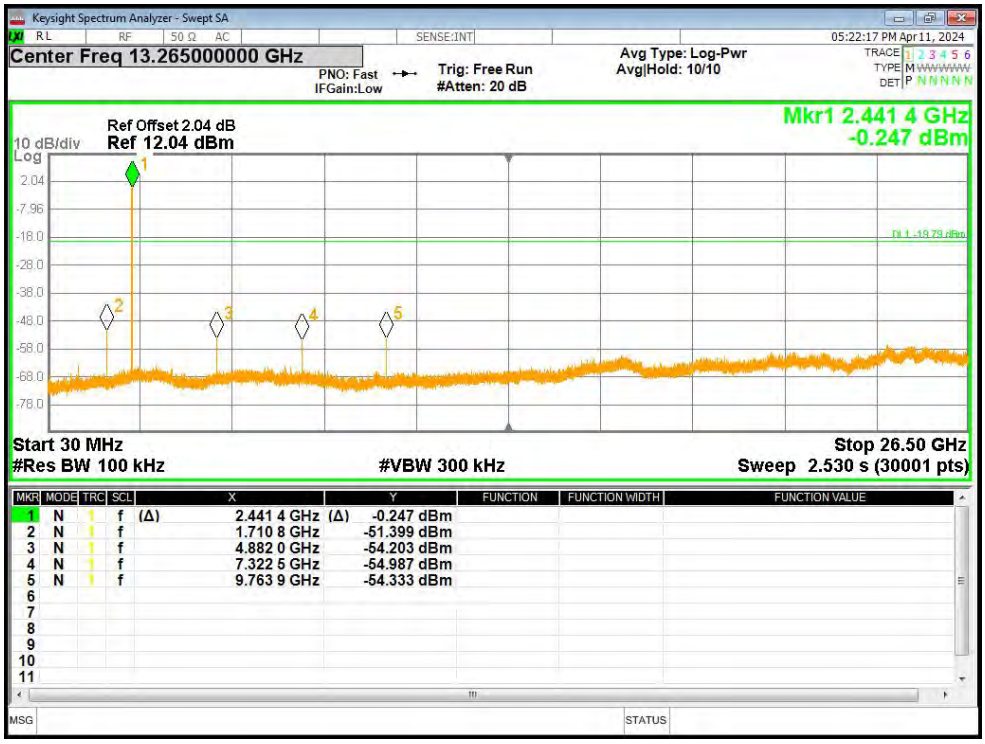

Tx. Spurious NVNT 1-DH5 2480MHz Ant1 Ref

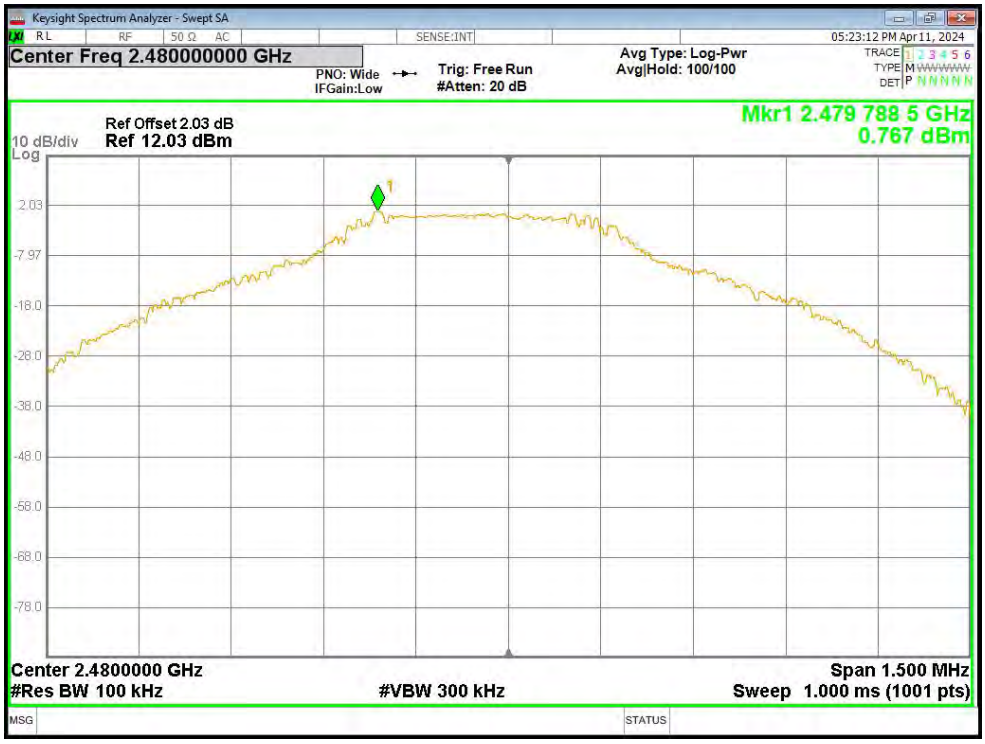

Tx. Spurious NVNT 1-DH5 2480MHz Ant1 Emission

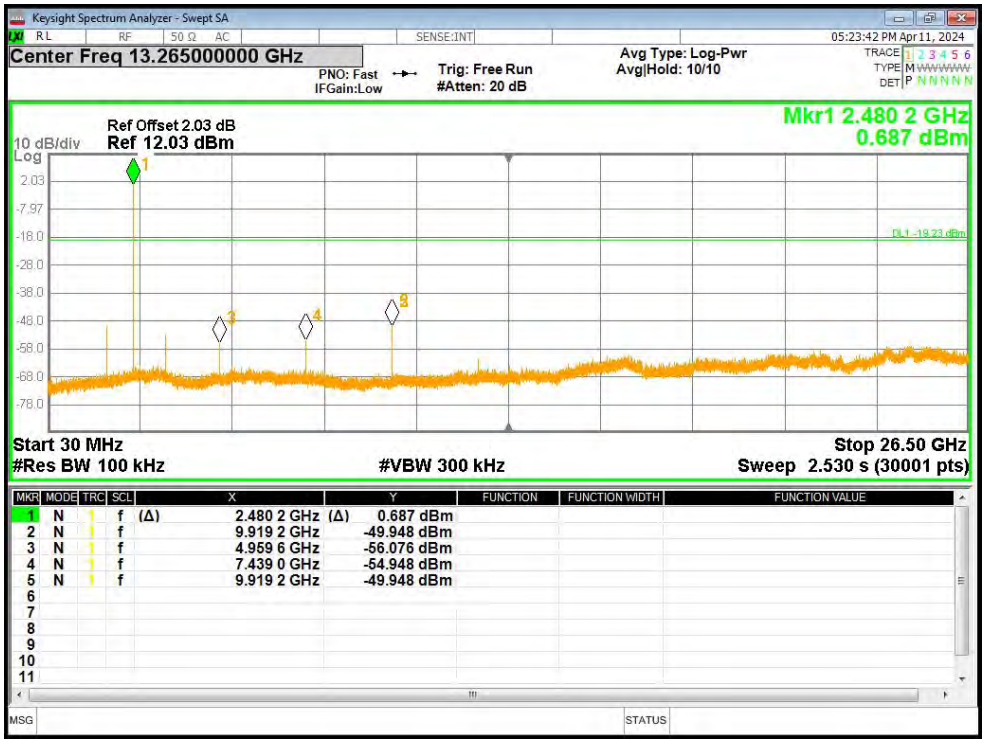

MKR	MODE	TRC	SCL	X	Y	FUNCTION	FUNCTION WIDTH	FUNCTION VALUE
1	N	1	f	(Δ) 2.480 2 GHz	(Δ) 0.687 dBm			
2	N	1	f	9.919 2 GHz	-49.948 dBm			
3	N	1	f	4.959 6 GHz	-56.076 dBm			
4	N	1	f	7.439 0 GHz	-54.948 dBm			
5	N	1	f	9.919 2 GHz	-49.948 dBm			
6								
7								
8								
9								
10								
11								

Tx. Spurious NVNT 2-DH5 2402MHz Ant1 Ref

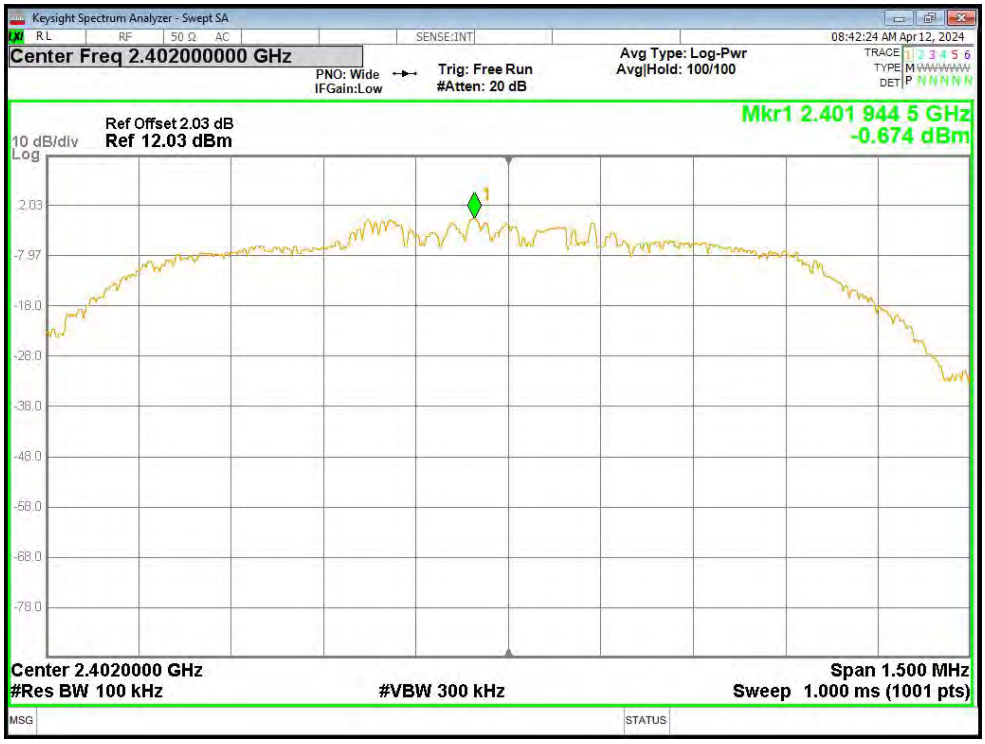

Tx. Spurious NVNT 2-DH5 2402MHz Ant1 Emission

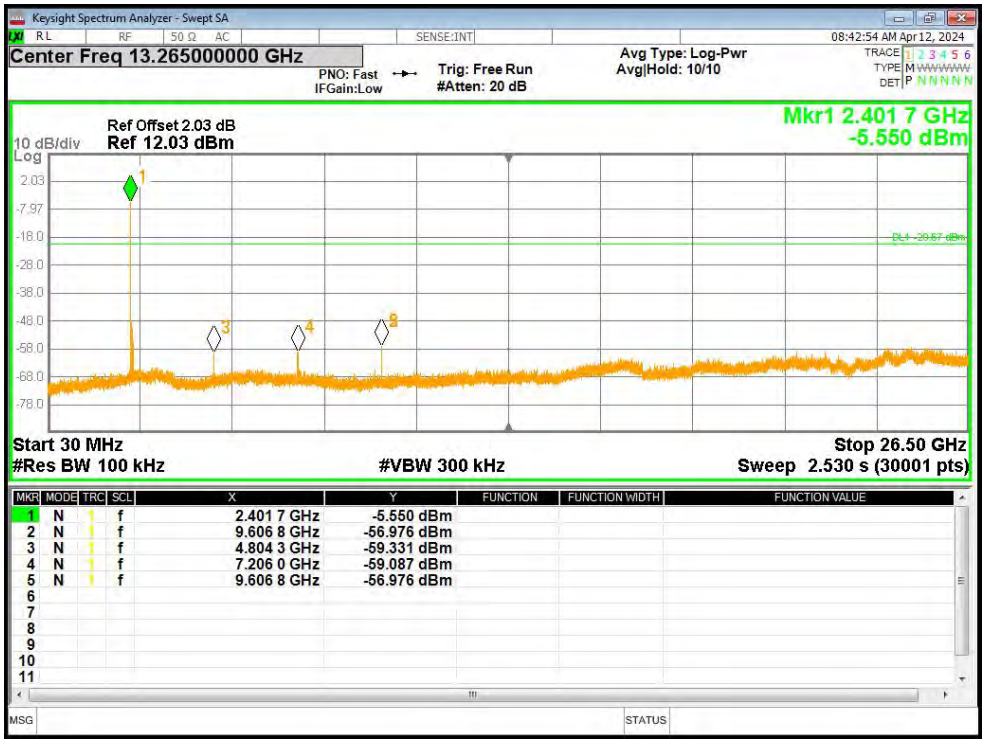

MKR	MODE	TRC	SCL	X	Y	FUNCTION	FUNCTION WIDTH	FUNCTION VALUE
1	N	1	f	2.401 7 GHz	-5.550 dBm			
2	N	1	f	9.606 8 GHz	-56.976 dBm			
3	N	1	f	4.804 3 GHz	-59.331 dBm			
4	N	1	f	7.206 0 GHz	-59.087 dBm			
5	N	1	f	9.606 8 GHz	-56.976 dBm			
6								
7								
8								
9								
10								
11								

Tx. Spurious NVNT 2-DH5 2441MHz Ant1 Ref

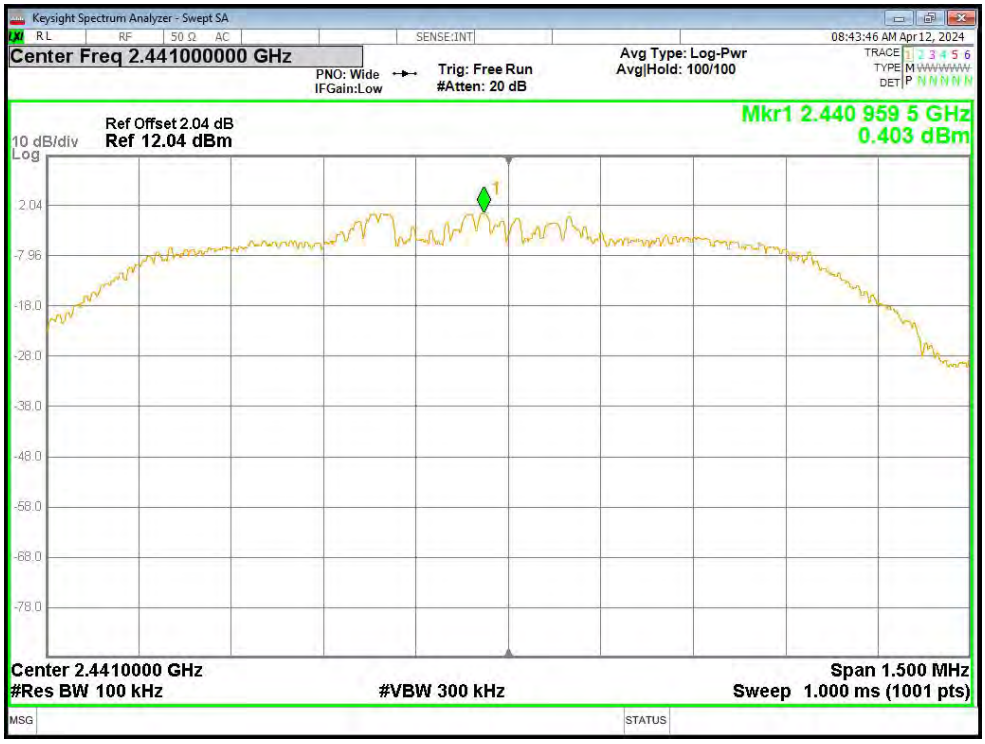

Tx. Spurious NVNT 2-DH5 2441MHz Ant1 Emission

MKR	MODE	TRC	SCL	X	Y	FUNCTION	FUNCTION WIDTH	FUNCTION VALUE
1	N	1	f	2.440 5 GHz	-1.793 dBm			
2	N	1	f	9.763 9 GHz	-55.807 dBm			
3	N	1	f	4.882 0 GHz	-57.454 dBm			
4	N	1	f	7.323 4 GHz	-61.491 dBm			
5	N	1	f	9.763 9 GHz	-55.807 dBm			
6								
7								
8								
9								
10								
11								

Tx. Spurious NVNT 2-DH5 2480MHz Ant1 Ref

Tx. Spurious NVNT 2-DH5 2480MHz Ant1 Emission

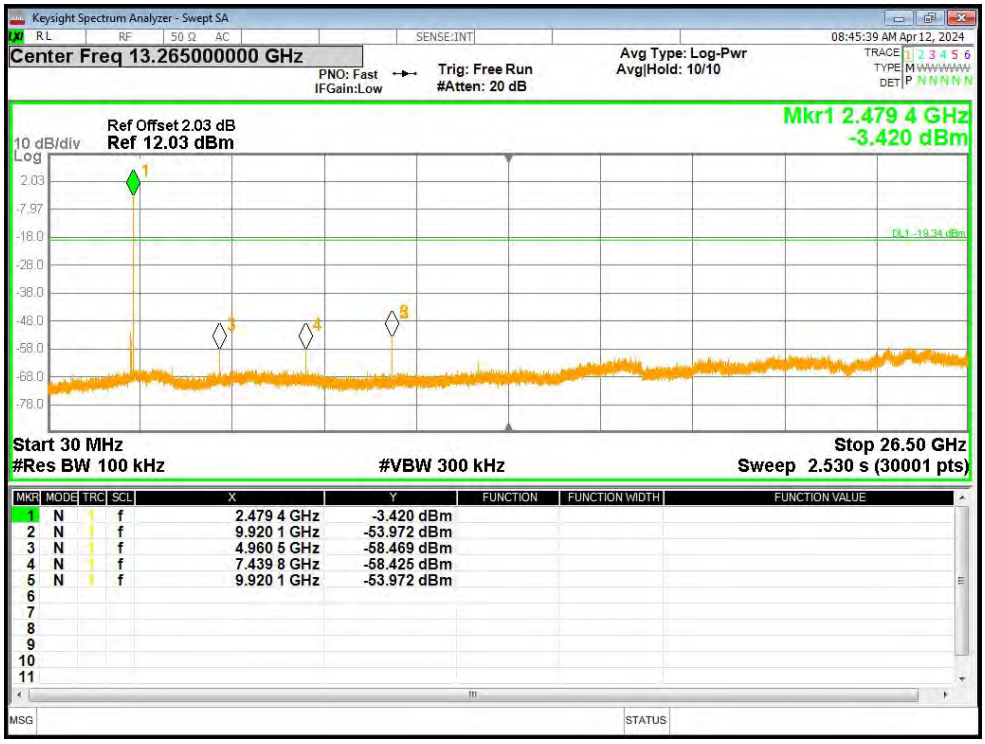

MKR	MODE	TRC	SCL	X	Y	FUNCTION	FUNCTION WIDTH	FUNCTION VALUE
1	N	1	f	2.479 4 GHz	-3.420 dBm			
2	N	1	f	9.920 1 GHz	-53.972 dBm			
3	N	1	f	4.960 5 GHz	-58.469 dBm			
4	N	1	f	7.439 8 GHz	-58.425 dBm			
5	N	1	f	9.920 1 GHz	-53.972 dBm			
6								
7								
8								
9								
10								
11								

Tx. Spurious NVNT 3-DH5 2402MHz Ant1 Ref

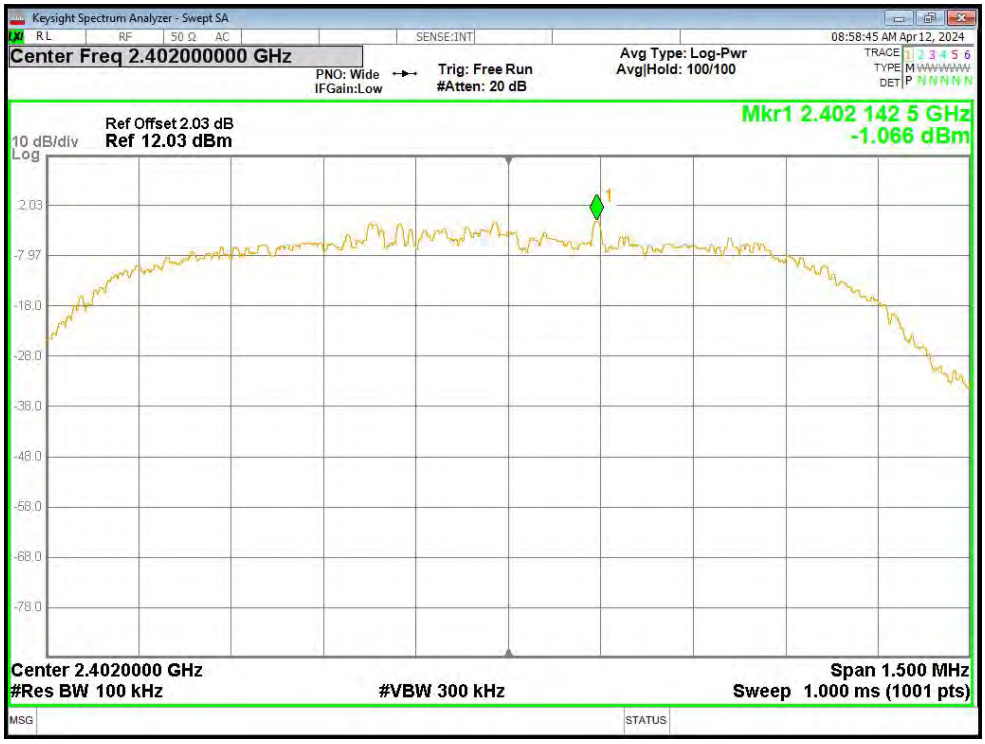

Tx. Spurious NVNT 3-DH5 2402MHz Ant1 Emission

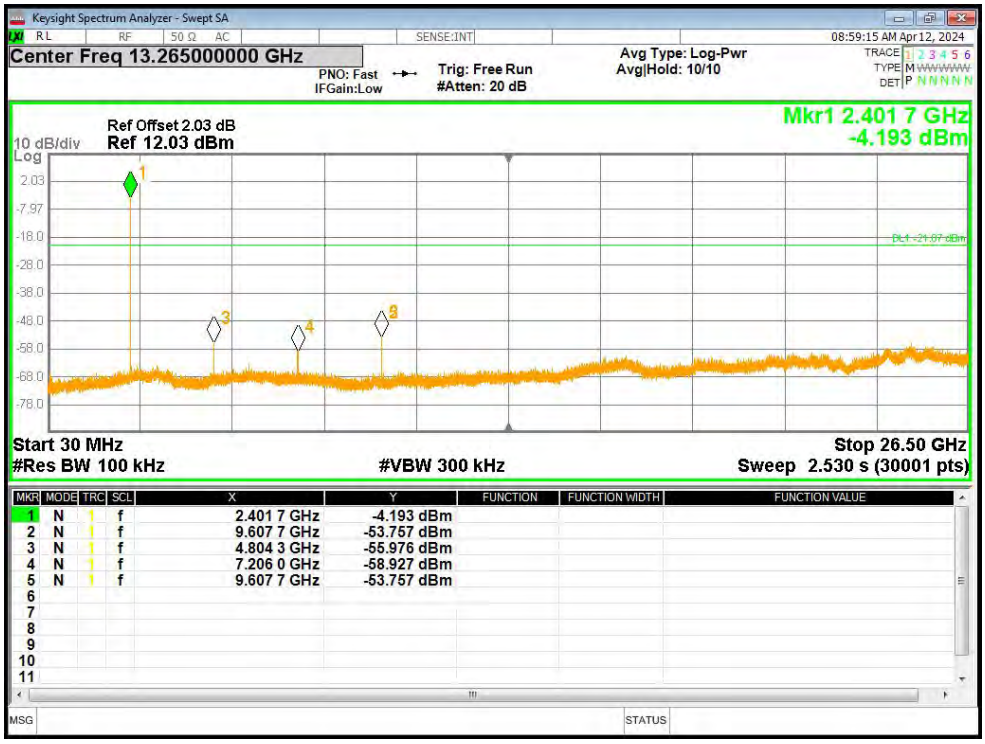

MKR	MODE	TRC	SCL	X	Y	FUNCTION	FUNCTION WIDTH	FUNCTION VALUE
1	N	1	f	2.401 7 GHz	-4.193 dBm			
2	N	1	f	9.607 7 GHz	-53.757 dBm			
3	N	1	f	4.804 3 GHz	-55.976 dBm			
4	N	1	f	7.206 0 GHz	-58.927 dBm			
5	N	1	f	9.607 7 GHz	-53.757 dBm			
6								
7								
8								
9								
10								
11								

Tx. Spurious NVNT 3-DH5 2441MHz Ant1 Ref

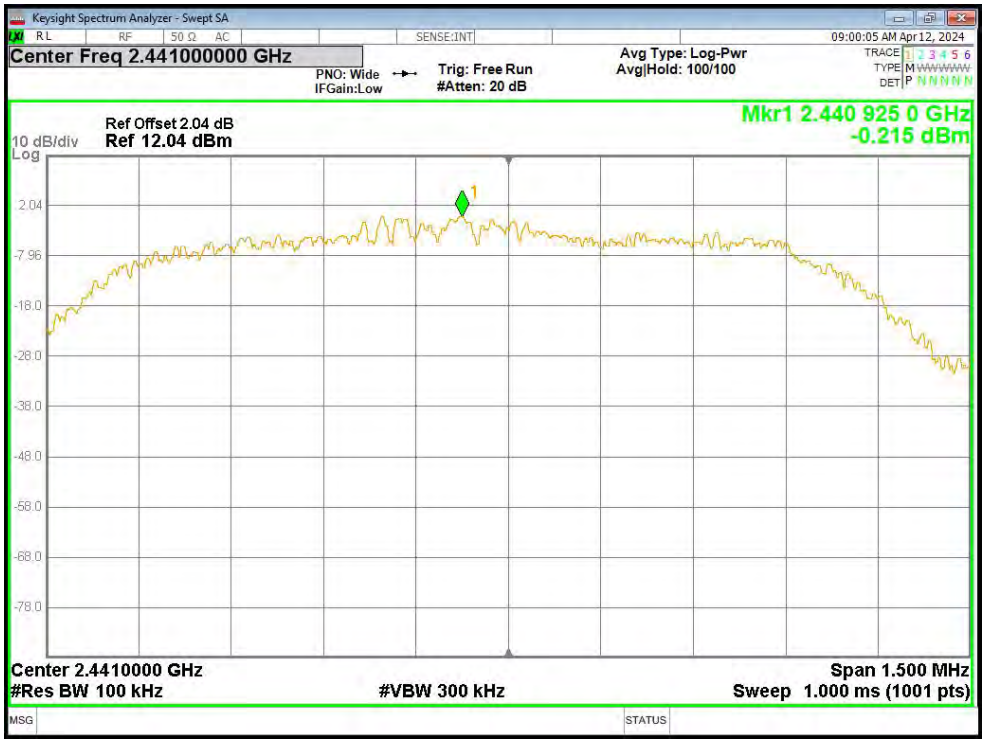

Tx. Spurious NVNT 3-DH5 2441MHz Ant1 Emission

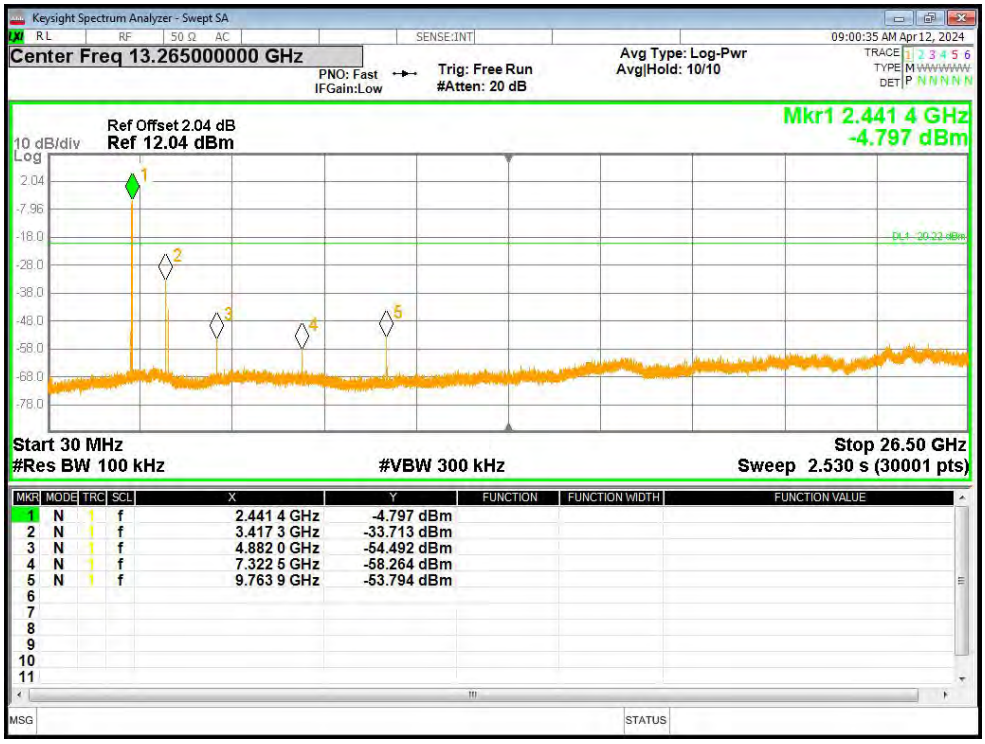

MKR	MODE	TRC	SCL	X	Y	FUNCTION	FUNCTION WIDTH	FUNCTION VALUE
1	N	1	f	2.441 4 GHz	-4.797 dBm			
2	N	1	f	3.417 3 GHz	-33.713 dBm			
3	N	1	f	4.882 0 GHz	-54.492 dBm			
4	N	1	f	7.322 5 GHz	-58.264 dBm			
5	N	1	f	9.763 9 GHz	-53.794 dBm			
6								
7								
8								
9								
10								
11								

Tx. Spurious NVNT 3-DH5 2480MHz Ant1 Ref

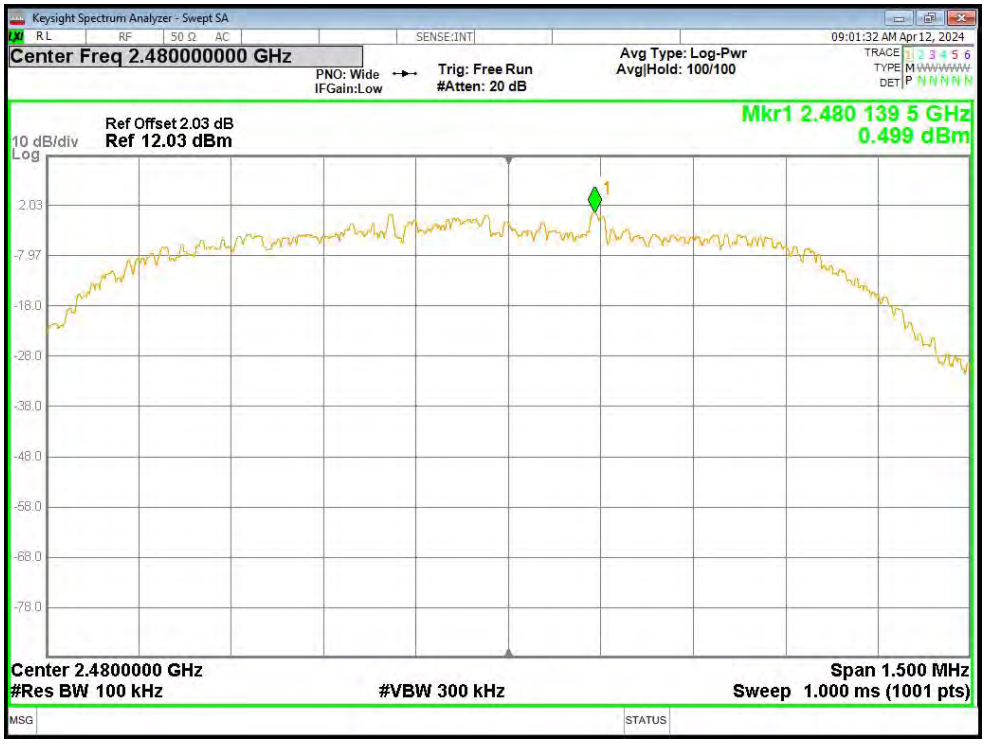

Tx. Spurious NVNT 3-DH5 2480MHz Ant1 Emission

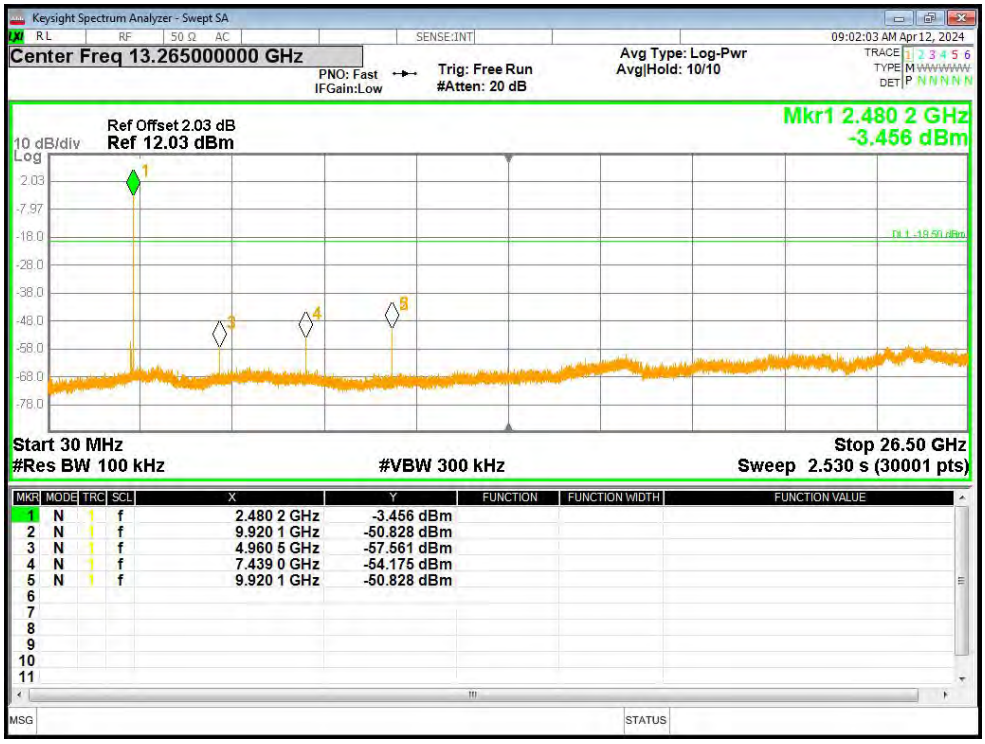

MKR	MODE	TRC	SCL	X	Y	FUNCTION	FUNCTION WIDTH	FUNCTION VALUE
1	N	1	f	2.480 2 GHz	-3.456 dBm			
2	N	1	f	9.920 1 GHz	-50.828 dBm			
3	N	1	f	4.960 5 GHz	-57.561 dBm			
4	N	1	f	7.439 0 GHz	-54.175 dBm			
5	N	1	f	9.920 1 GHz	-50.828 dBm			
6								
7								
8								
9								
10								
11								