深圳市亿圣邦科技有限公司
样 品 承 认 书

SPECIFICATION FOR APPROVAL

公　司　名　称：深圳市普锐高科实业有限公司

物　料　代　码：

规　格　型　号：WIFI 天线

承　认　日　期：2023.8.18

供　应　商　名　称：深圳市亿圣邦科技有限公司

供 应 商 规 格 型 号：WIFI:SLK-PR-2614A-L-200I-B

承　认　签　章					
供　应　商　承　认			深圳市普锐高科实业有限公司		
工 程 师	品质	结构	工 程 师	审 核	批 准
罗涛	陈揭兴	刘才亮			
批准	林美财		盖章签署		
日　期	2023-8-18		日　期		
批示：　☐接受　☐有条件接受					
备注：					

供应商名称:深圳市亿圣邦科技有限公司
Supplier name:Shenzhen Yishengbang Technology Co., LTD
供应商地址:深圳市宝安区深圳前湾硬科技产业园 C 栋 101
Supplier address:101, Building C, Shenzhen Qianwan Hard Science and Technology Industrial Park, Bao'an District, Shenzhen City
电　话：18025305599　　电　话：18666299104

WIFI Antenna (2614A)

1.Explanation of Product number :

S L K - P R - 2 6 1 4 A - L - 2 0 0 I - B

1 2 3 4 5

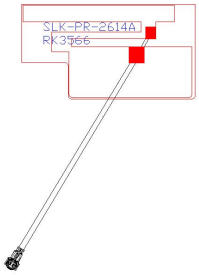

Product Code:

(1) Customer:

PR:普锐

(2) Project:

2614A: (WIFI antenna)

(3) Welding Position

L: Left

(4) Cable Length:

200I: 200*1.13MM一代端子

(5)Cable Color

B:Black

2. Features

*Stable and reliable in performances

*Compact size

*RoHS compliance

3. Applications

* IEEE802.11 (a/b/g/n)
* Hand-held devices when WIFI (802.11a/b/g/n) functions are needed

4. Description

Holy bond's FPC antenna series are specially designed for WIFI (802.11 a/b/g/n) applications. Based on Holy bond's proprietary design and processes, this FPC antenna has excellent stability and sensitivity to consistently provide high signal reception efficiency.

5. Electrical Specifications

5-1

Characteristics	Specifications	Unit
Outline Dimensions	**26.04x14.2x0.12**	**mm**
Center Frequency	**2.4-2.5 5.15-5.85**	**GHz**
Bandwidth(under-10dB return loss)	**130min**	**MHz**
VSWR	**3max**	

5.2

VSWR **S11**

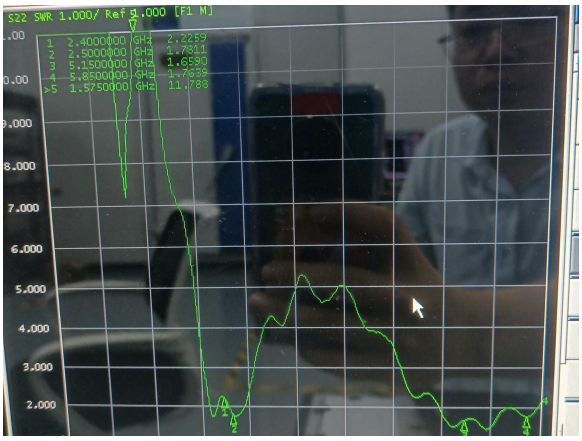

5-3.WIFI Antenna Gain/Efficiency/Radiation Pattern of 3D

Frequency (MHz)	Efficiency (dBi)	Gain (dBi)	Efficiency (%)
2400.0	-3.13	2.43	48.63
2410.0	-3.02	2.49	49.90
2420.0	-2.90	2.51	51.24
2430.0	-2.91	2.36	51.19
2440.0	-3.02	2.44	49.89
2450.0	-3.18	2.18	48.09
2460.0	-3.04	2.60	49.64
2470.0	-3.43	2.22	45.44
2480.0	-3.44	2.55	45.26
2490.0	-3.31	2.80	46.65
2500.0	-3.41	2.58	45.61
5150.0	-3.61	2.58	43.51
5250.0	-3.10	3.60	49.03
5550.0	-3.08	2.72	49.24
5750.0	-2.74	3.66	53.19
5850.0	-2.63	3.73	54.52

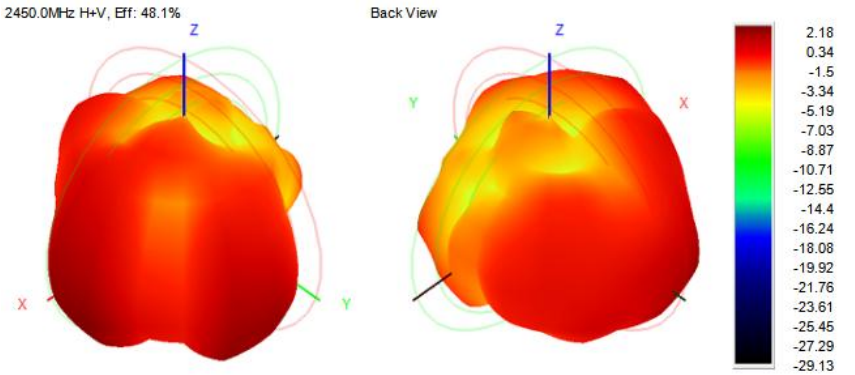

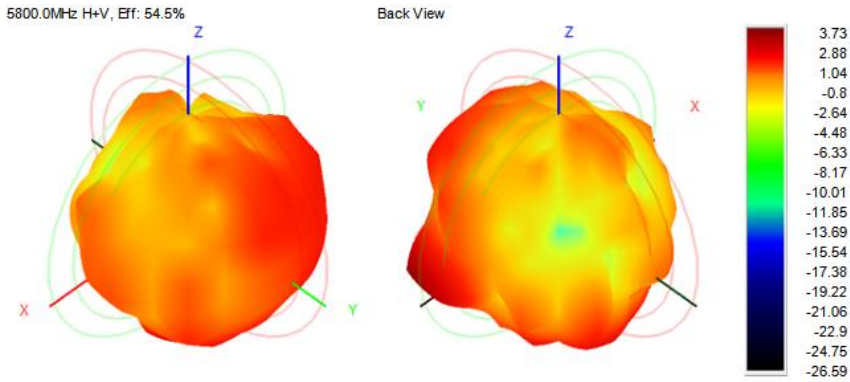

6.Antenna Dimensions (unit: mm)

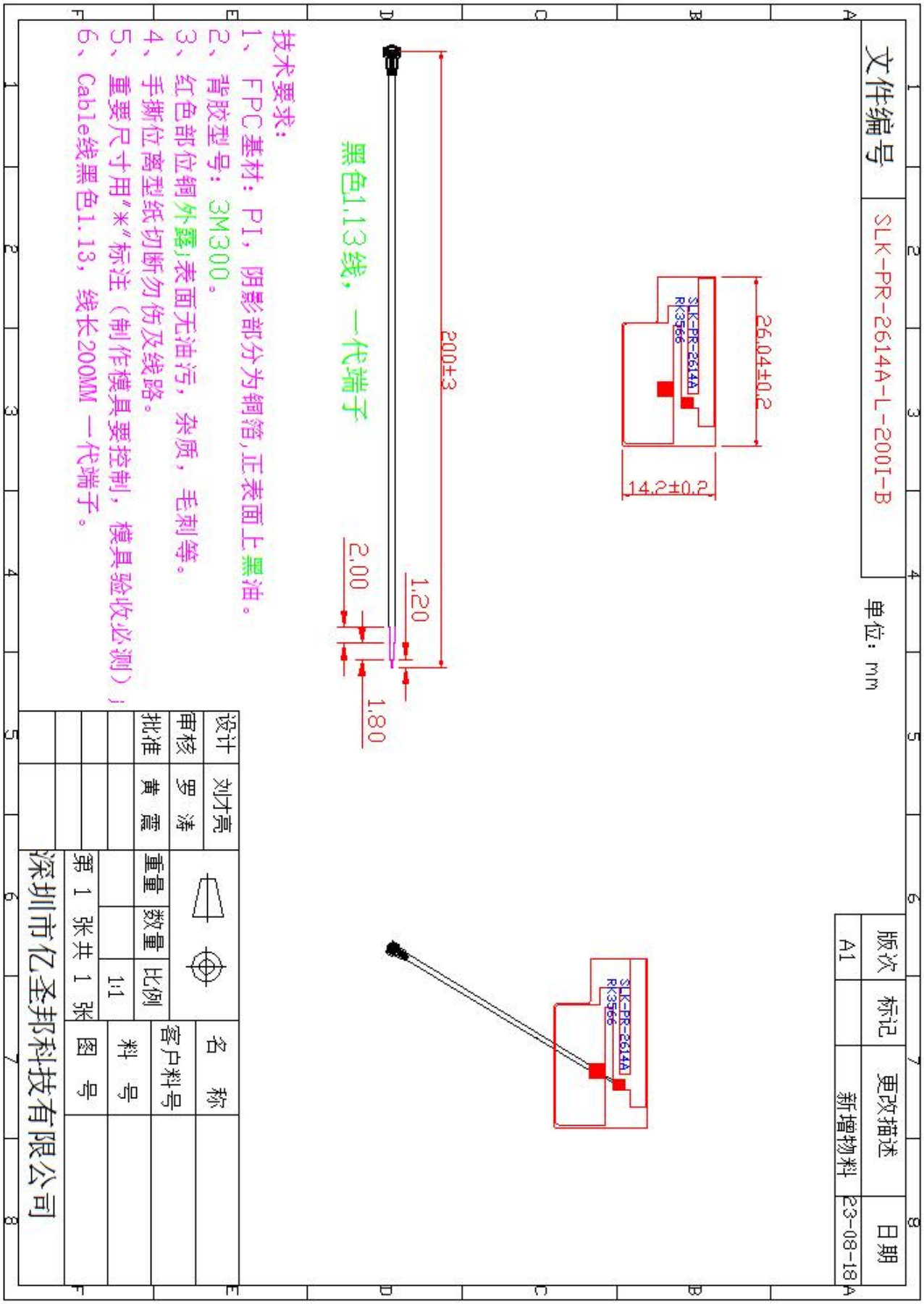

7. Antenna Picture