Appendix E

RF Test Data for 5.8GWIFI (Conducted Measurement)

Product Name: NFT display

Test Model: COMPACT 1

Environmental Conditions

Temperature:	23.8° C
Relative Humidity:	52.1%
ATM Pressure:	100.0 kPa
Test Engineer:	Joker Hu
Supervised by:	Ling Zhu

E.1 -6dB Bandwidth

Condition	Mode	Frequency (MHz)	Antenna	-6 dB Bandwidth (MHz)	Limit -6 dB Bandwidth (MHz)	Verdict
NVNT	a	5745	Ant1	15.978	>=0.5	Pass
NVNT	a	5785	Ant1	15.098	>=0.5	Pass
NVNT	a	5825	Ant1	15.327	>=0.5	Pass
NVNT	n20	5745	Ant1	15.27	>=0.5	Pass
NVNT	n20	5785	Ant1	16.856	>=0.5	Pass
NVNT	n20	5825	Ant1	14.431	>=0.5	Pass
NVNT	n40	5755	Ant1	34.999	>=0.5	Pass
NVNT	n40	5795	Ant1	35.103	>=0.5	Pass
NVNT	ac20	5745	Ant1	15.373	>=0.5	Pass
NVNT	ac20	5785	Ant1	15.627	>=0.5	Pass
NVNT	ac20	5825	Ant1	15.94	>=0.5	Pass
NVNT	ac40	5755	Ant1	33.827	>=0.5	Pass
NVNT	ac40	5795	Ant1	35.045	>=0.5	Pass

Test Graphs

-6dB Bandwidth NVNT a 5745MHz Ant1

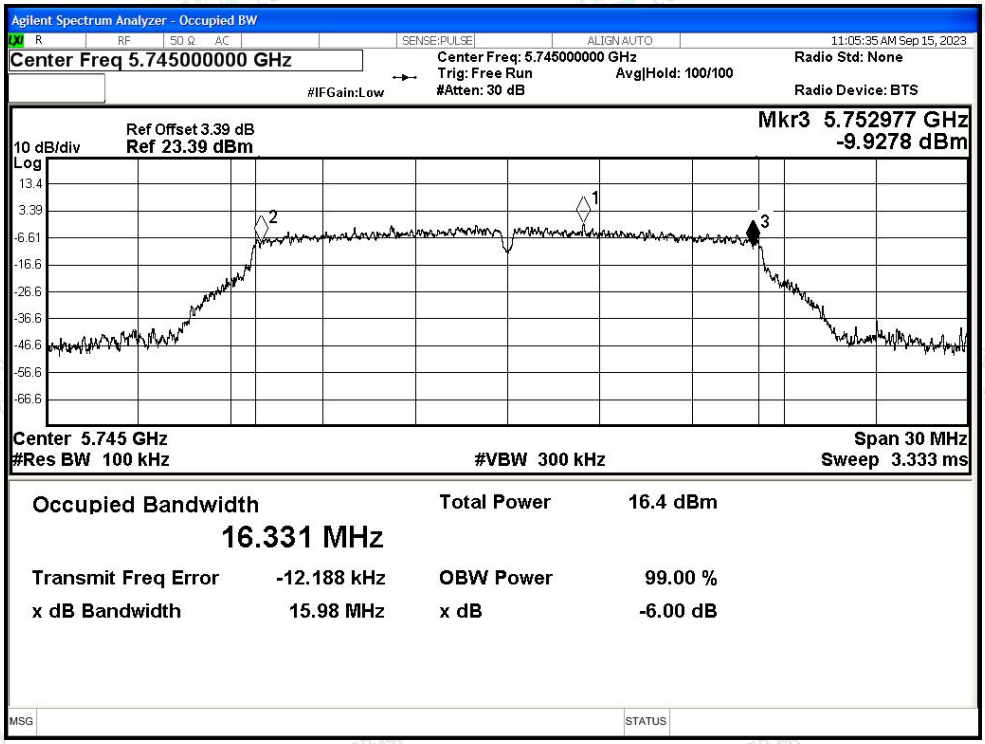

-6dB Bandwidth NVNT a 5785MHz Ant1

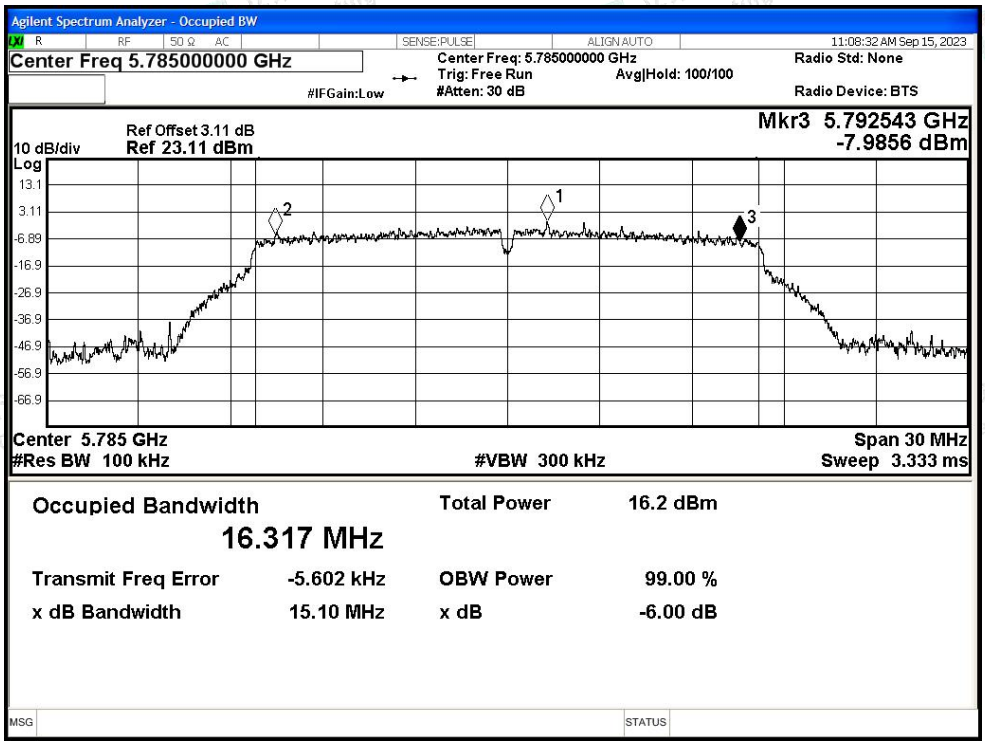

-6dB Bandwidth NVNT a 5825MHz Ant1

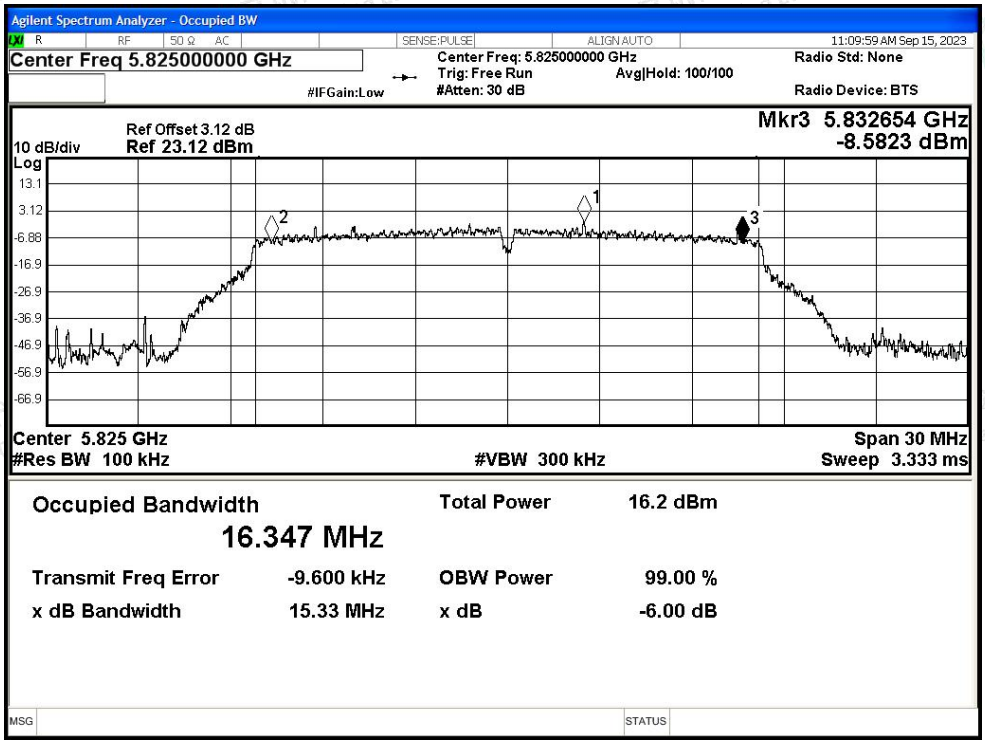

-6dB Bandwidth NVNT n20 5745MHz Ant1

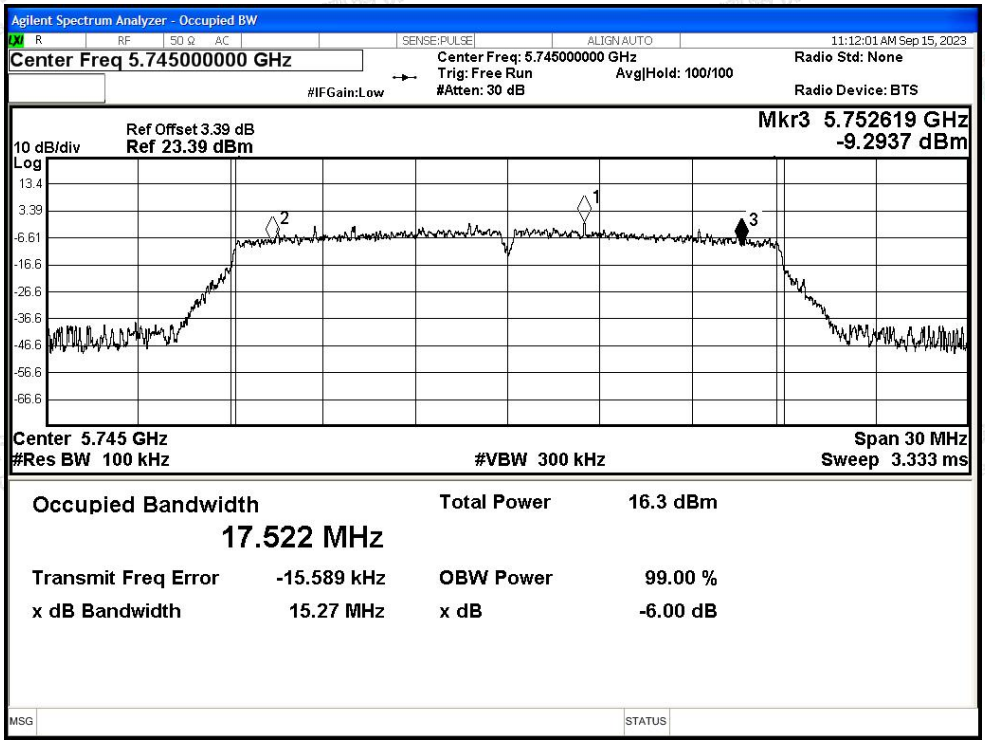

-6dB Bandwidth NVNT n20 5785MHz Ant1

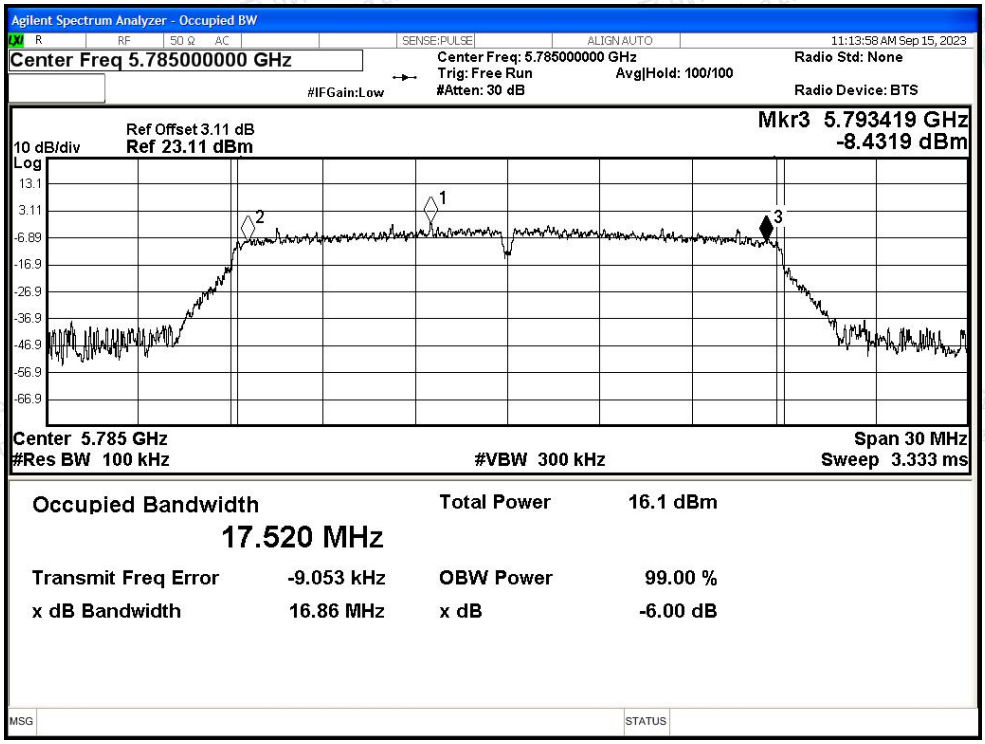

-6dB Bandwidth NVNT n20 5825MHz Ant1

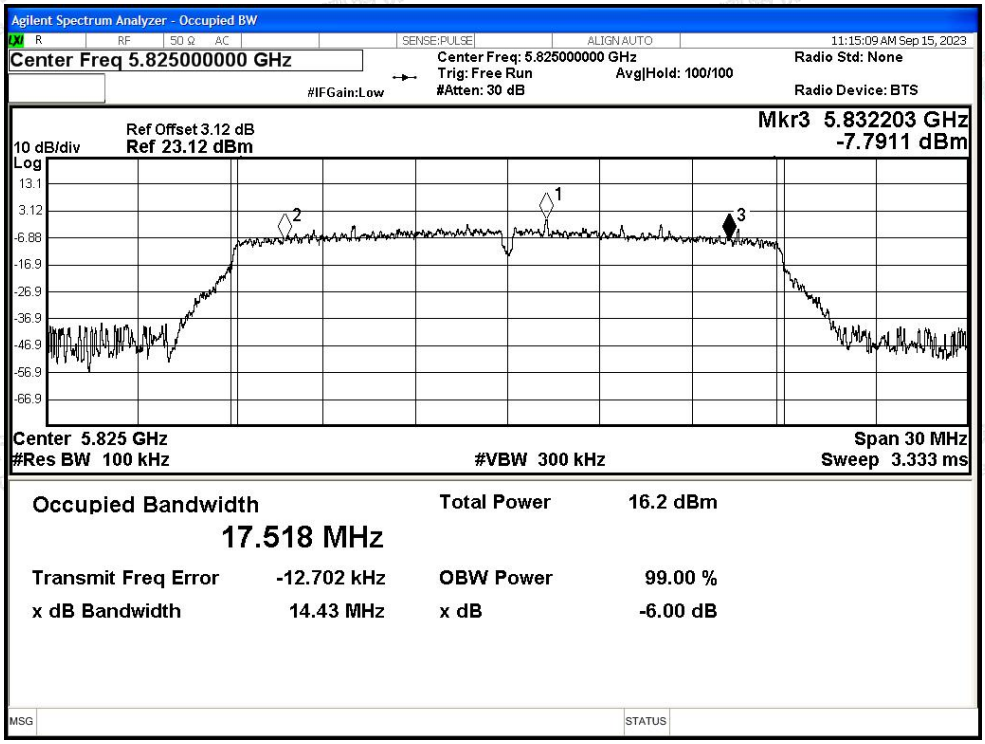

-6dB Bandwidth NVNT n40 5755MHz Ant1

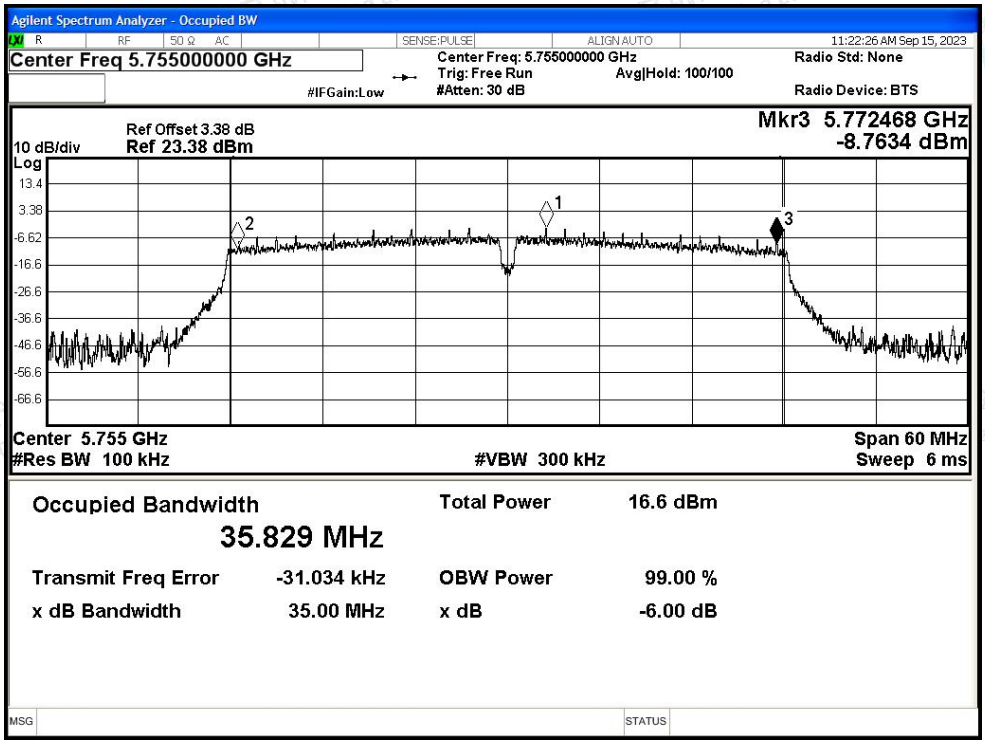

-6dB Bandwidth NVNT n40 5795MHz Ant1

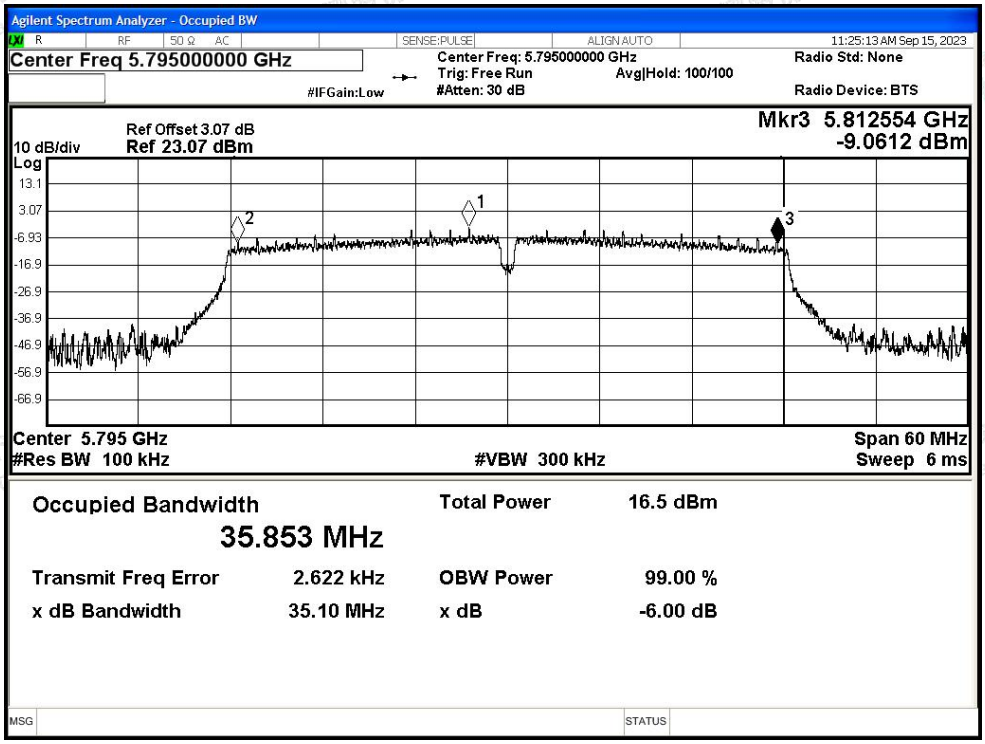

-6dB Bandwidth NVNT ac20 5745MHz Ant1

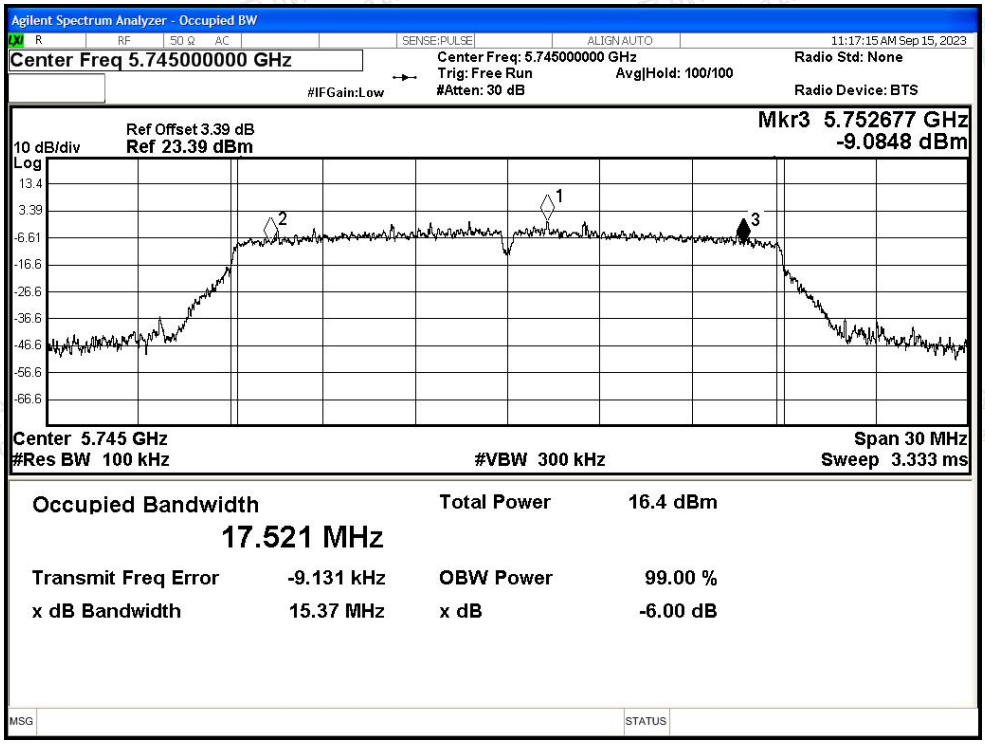

-6dB Bandwidth NVNT ac20 5785MHz Ant1

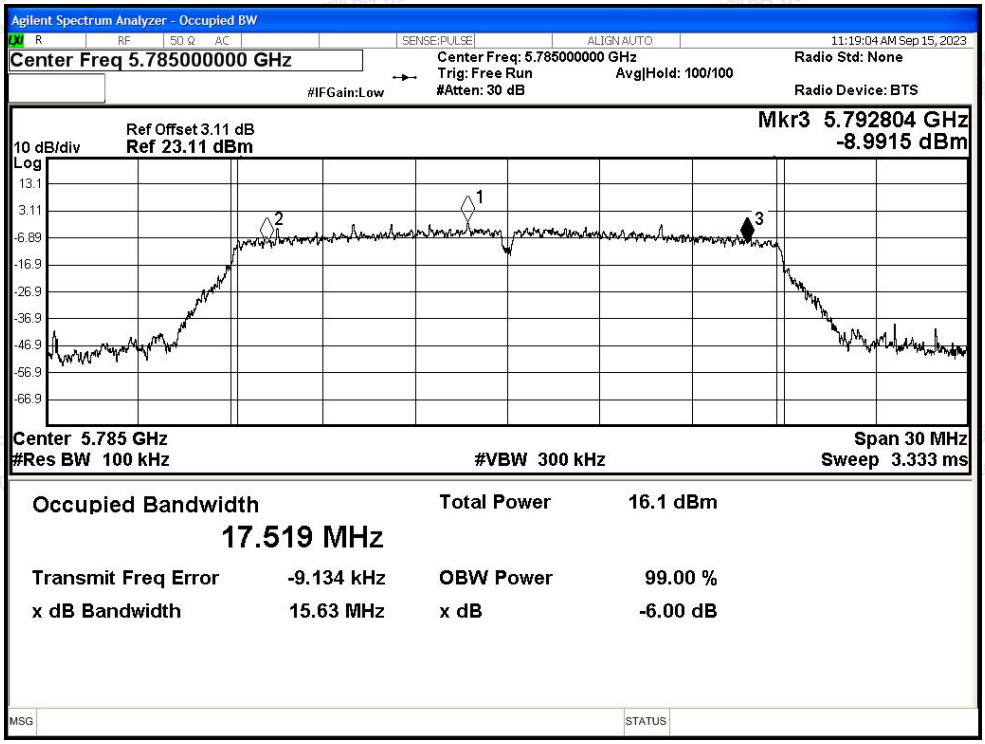

-6dB Bandwidth NVNT ac20 5825MHz Ant1

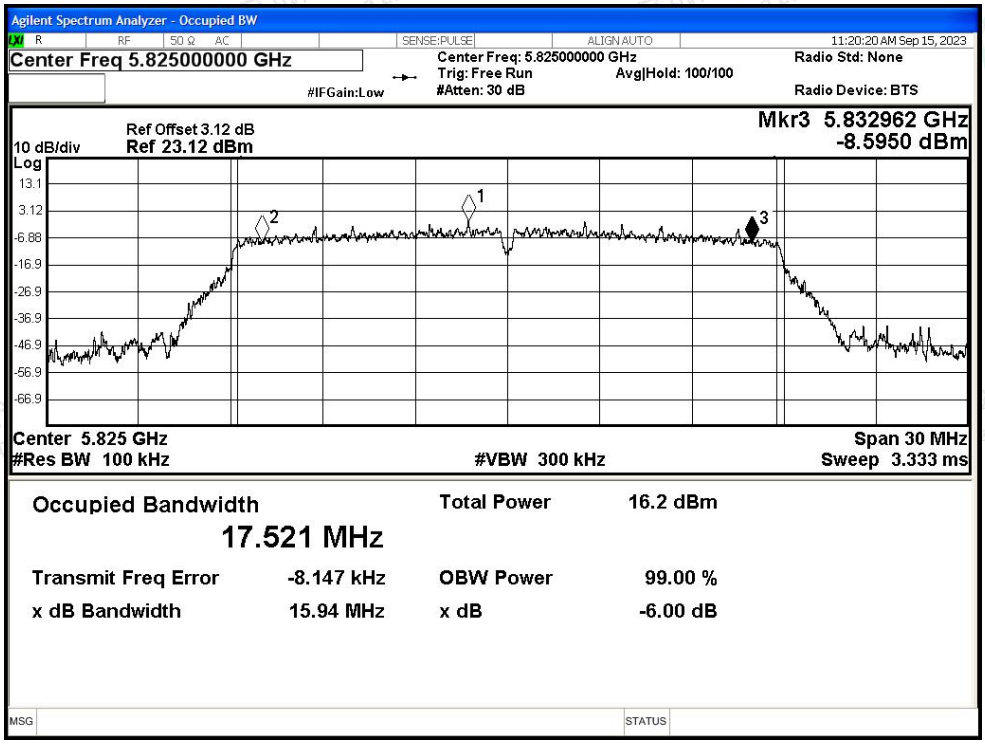

-6dB Bandwidth NVNT ac40 5755MHz Ant1

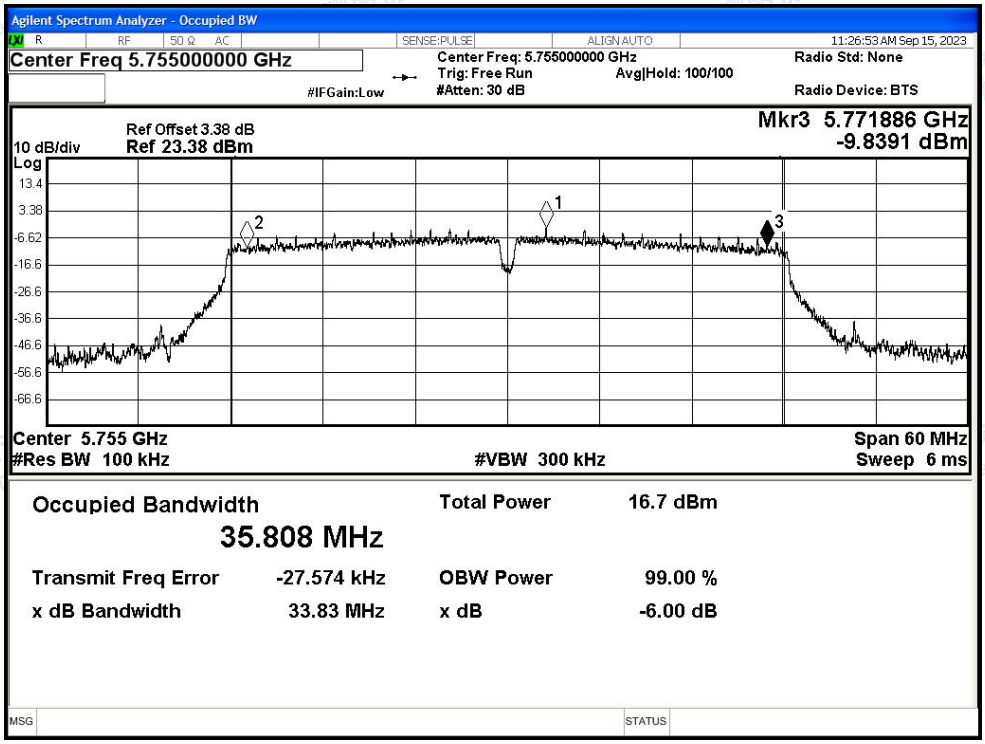

-6dB Bandwidth NVNT ac40 5795MHz Ant1

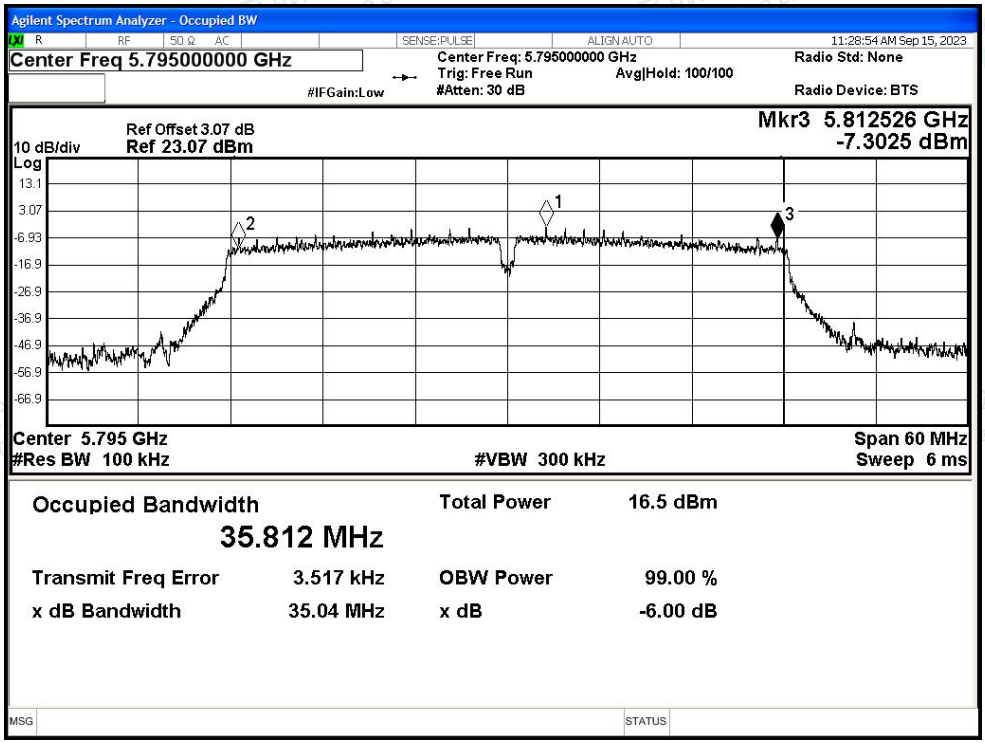

E.2 Maximum Conducted Output Power

Condition	Mode	Frequency (MHz)	Antenna	Total Power (dBm)	Limit (dBm)	Verdict
NVNT	a	5745	Ant1	10.85	30	Pass
NVNT	a	5785	Ant1	10.57	30	Pass
NVNT	a	5825	Ant1	10.55	30	Pass
NVNT	n20	5745	Ant1	10.67	30	Pass
NVNT	n20	5785	Ant1	10.39	30	Pass
NVNT	n20	5825	Ant1	10.39	30	Pass
NVNT	n40	5755	Ant1	10.51	30	Pass
NVNT	n40	5795	Ant1	10.38	30	Pass
NVNT	ac20	5745	Ant1	10.65	30	Pass
NVNT	ac20	5785	Ant1	10.4	30	Pass
NVNT	ac20	5825	Ant1	10.42	30	Pass
NVNT	ac40	5755	Ant1	10.56	30	Pass
NVNT	ac40	5795	Ant1	10.49	30	Pass

Note:The duty factor value has been added to the Total Power value

E.3 Maximum Power Spectral Density Level

Condition	Mode	Frequency (MHz)	Antenna	Total PSD (dBm)	Limit (dBm)	Verdict
NVNT	a	5745	Ant1	-1.65	30	Pass
NVNT	a	5785	Ant1	-1.77	30	Pass
NVNT	a	5825	Ant1	-1.95	30	Pass
NVNT	n20	5745	Ant1	-2.09	30	Pass
NVNT	n20	5785	Ant1	-2.29	30	Pass
NVNT	n20	5825	Ant1	-2.25	30	Pass
NVNT	n40	5755	Ant1	-5.1	30	Pass
NVNT	n40	5795	Ant1	-4.95	30	Pass
NVNT	ac20	5745	Ant1	-2.05	30	Pass
NVNT	ac20	5785	Ant1	-2.33	30	Pass
NVNT	ac20	5825	Ant1	-2.17	30	Pass
NVNT	ac40	5755	Ant1	-5.22	30	Pass
NVNT	ac40	5795	Ant1	-5.04	30	Pass

Test Graphs

PSD NVNT a 5745MHz Ant1

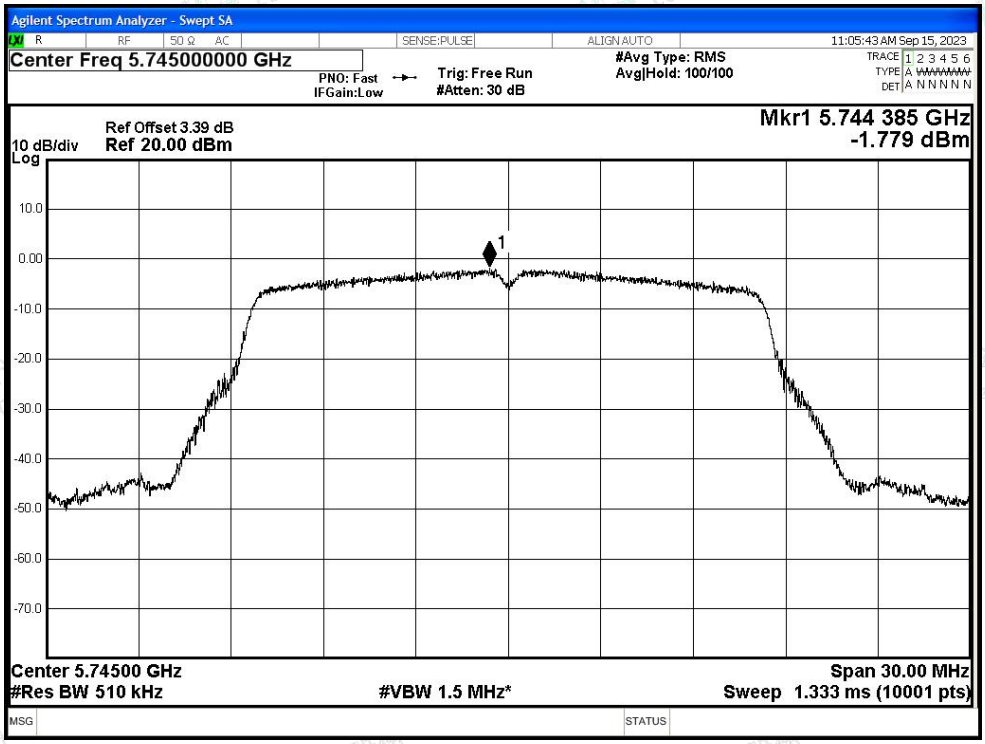

PSD NVNT a 5785MHz Ant1

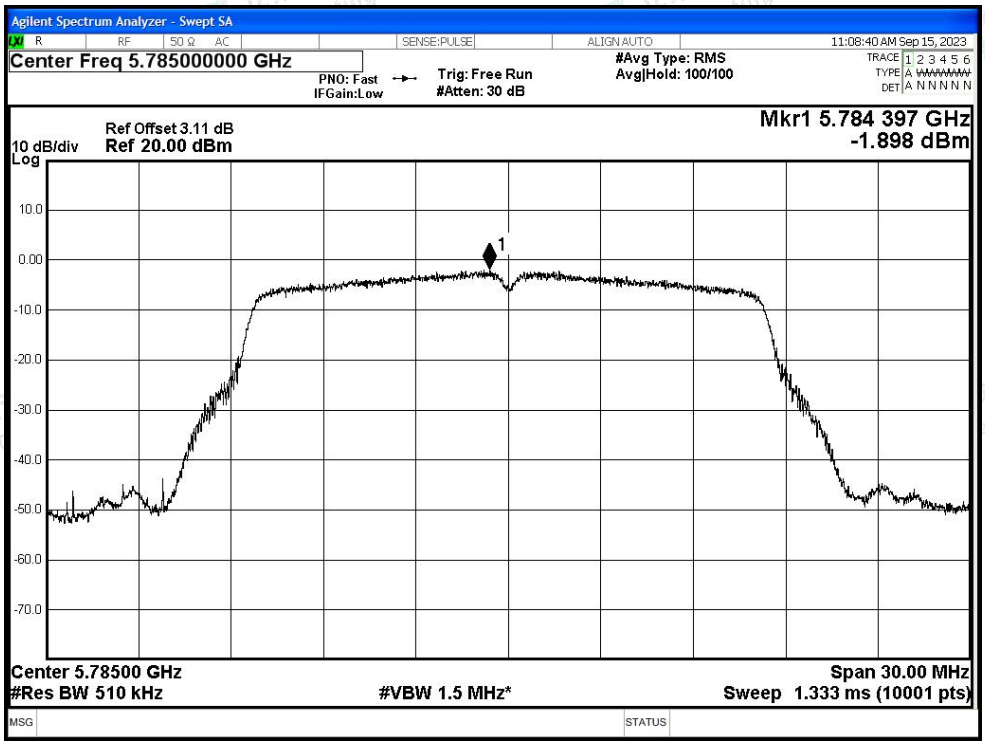

PSD NVNT a 5825MHz Ant1

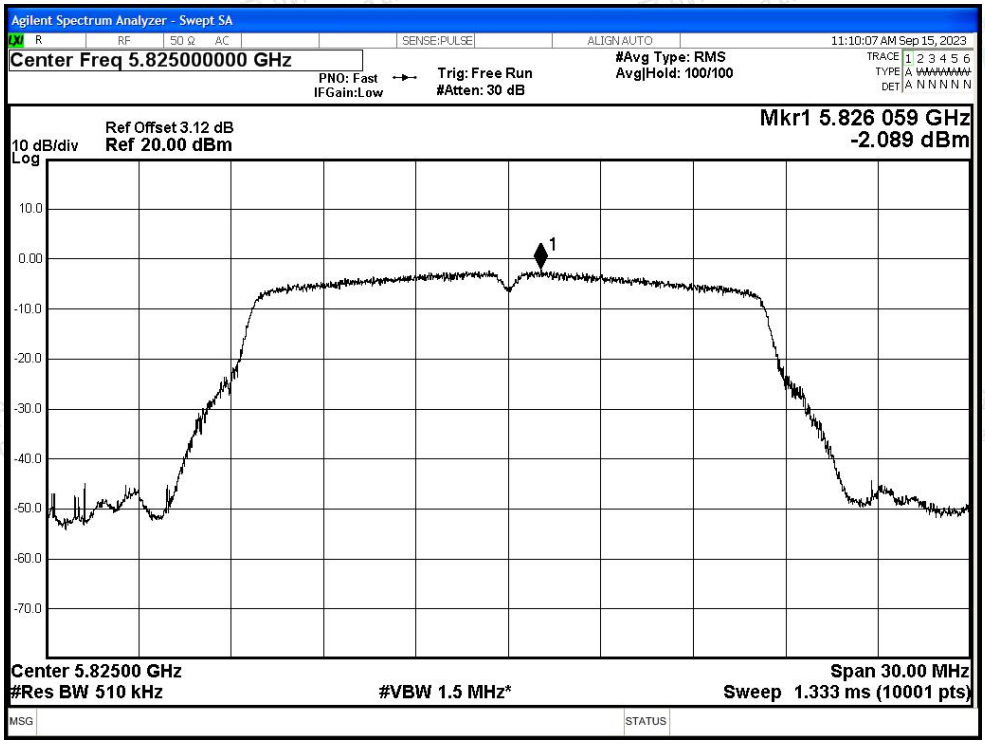

PSD NVNT n20 5745MHz Ant1

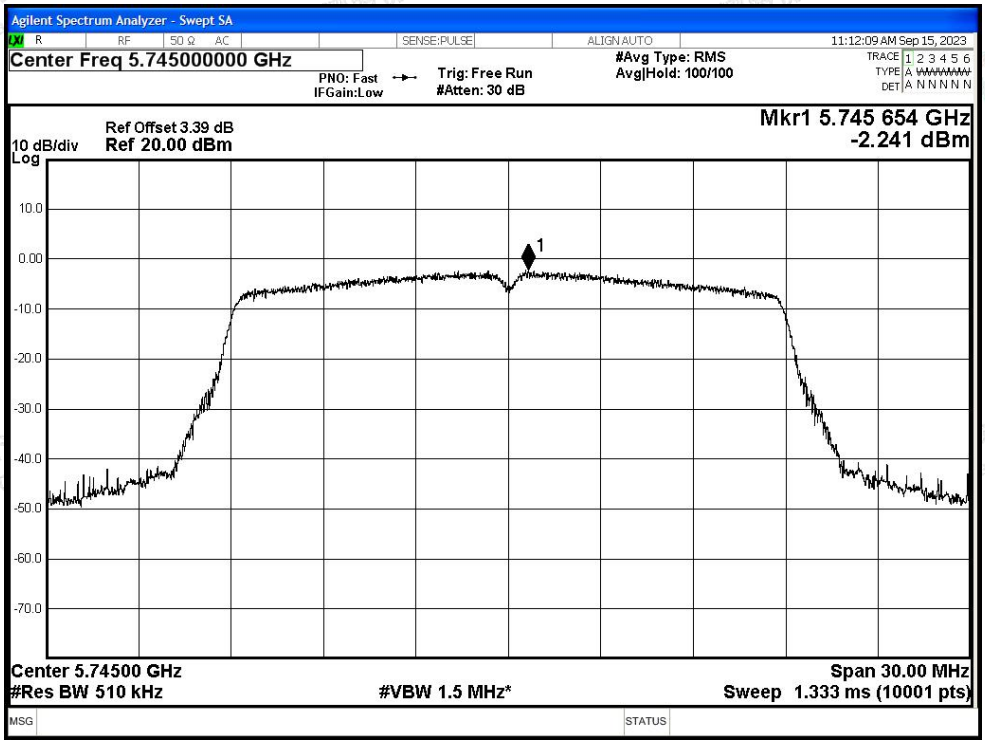

PSD NVNT n20 5785MHz Ant1

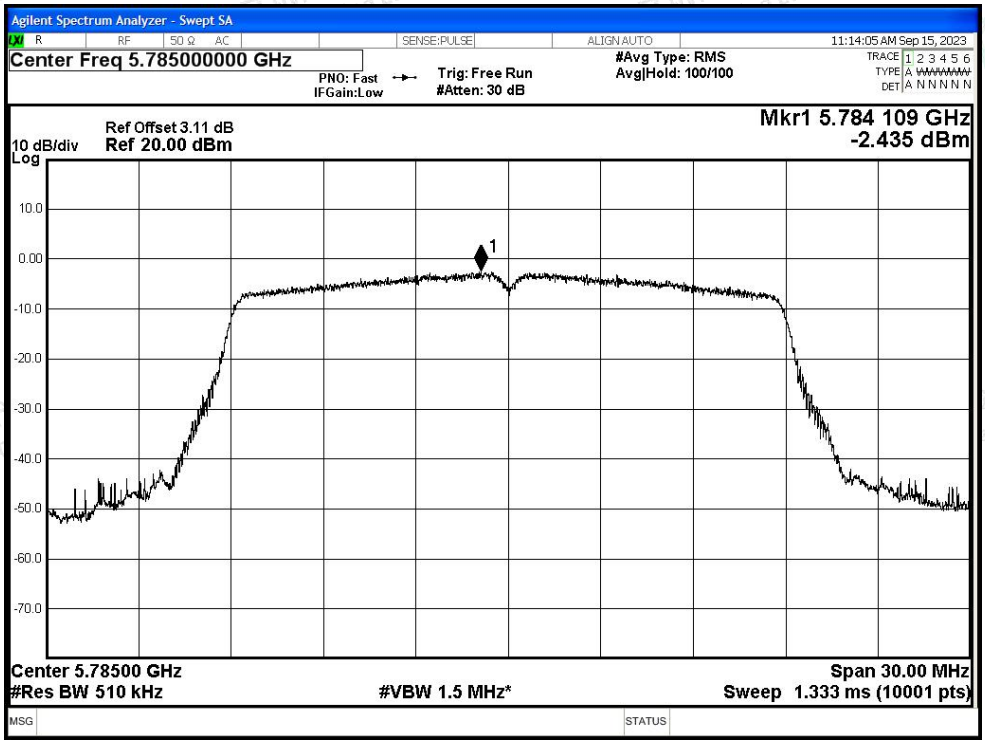

PSD NVNT n20 5825MHz Ant1

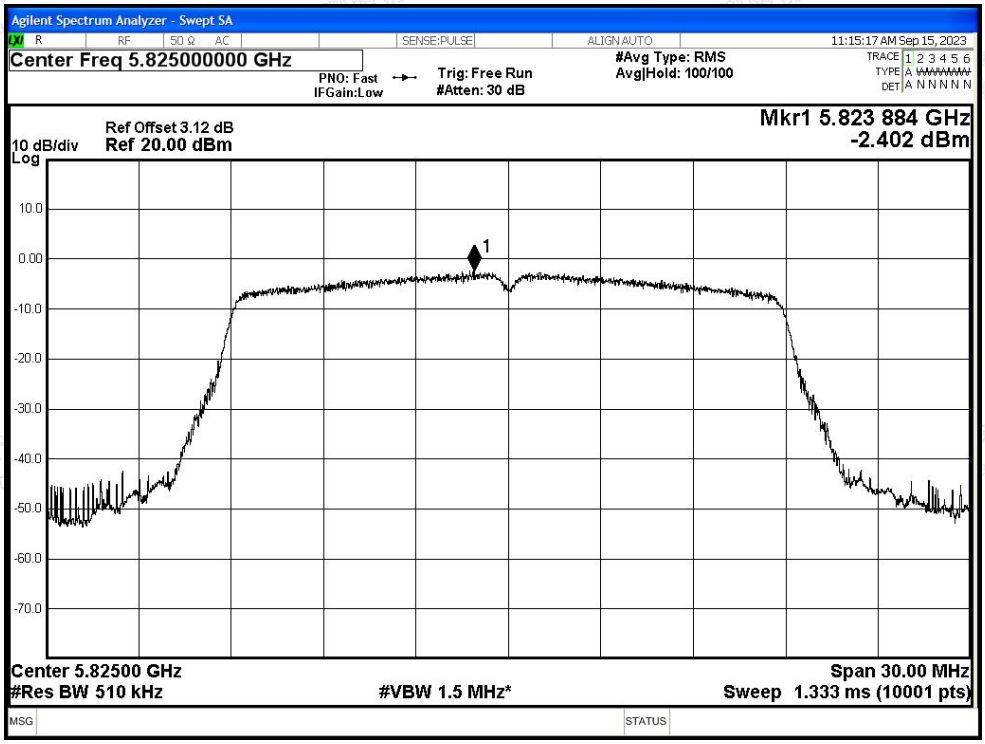

PSD NVNT n40 5755MHz Ant1

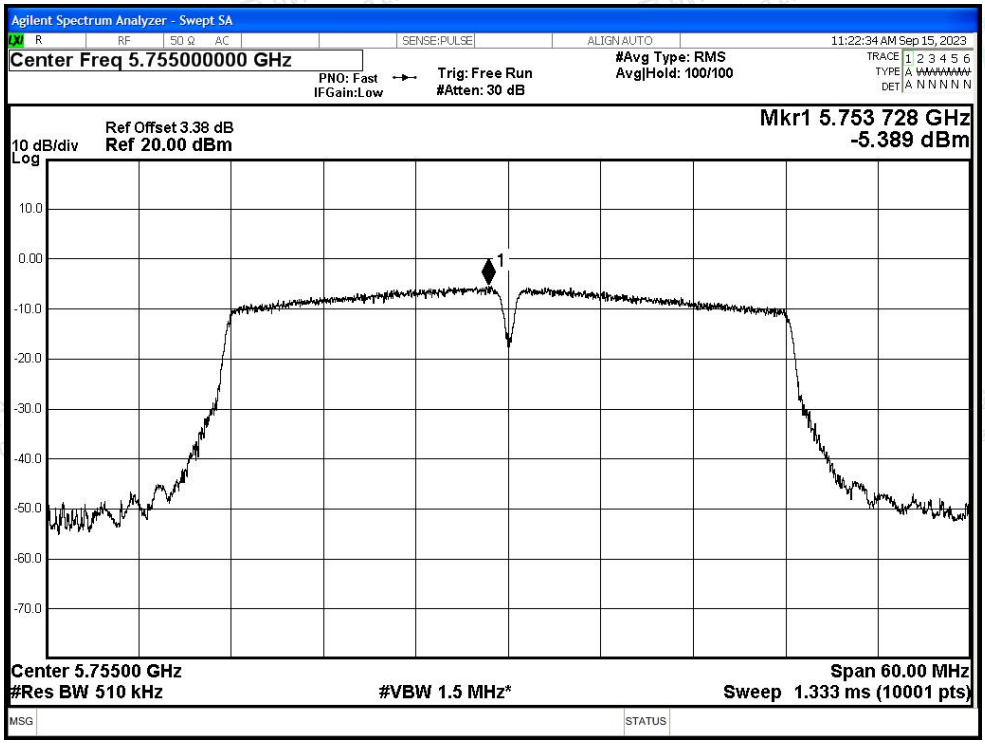

PSD NVNT n40 5795MHz Ant1

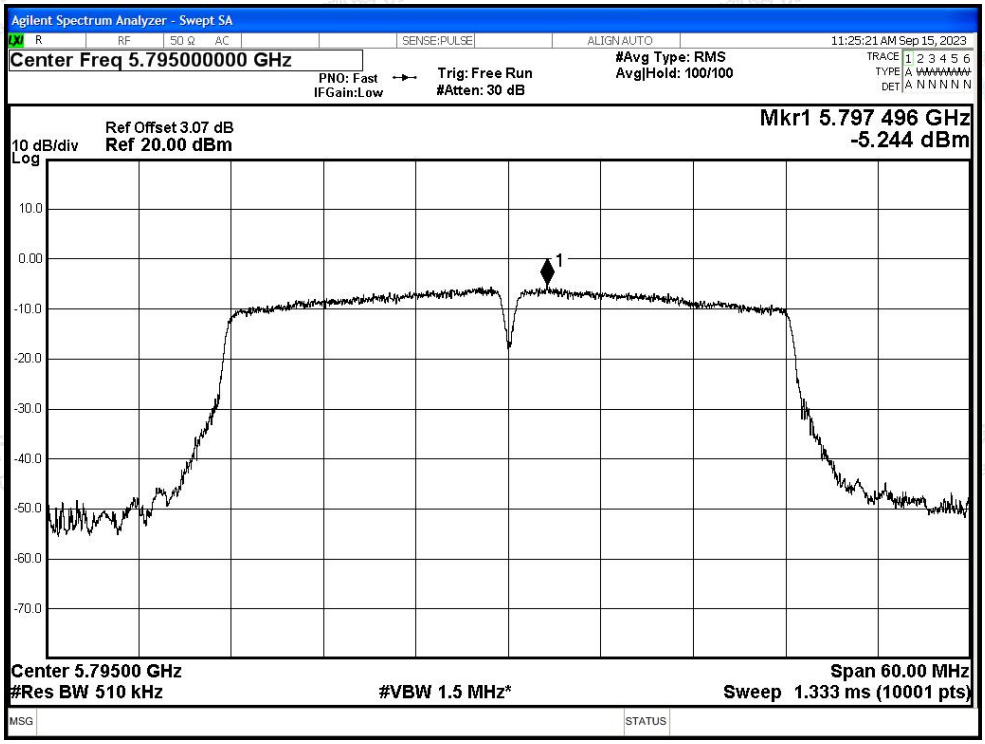

PSD NVNT ac20 5745MHz Ant1

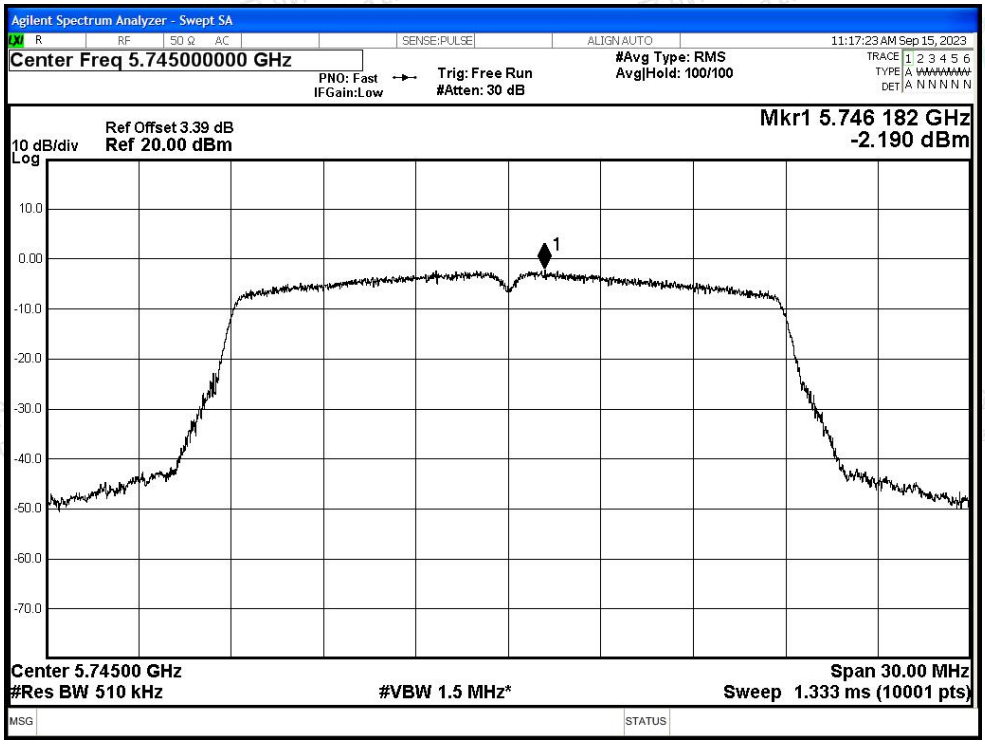

PSD NVNT ac20 5785MHz Ant1

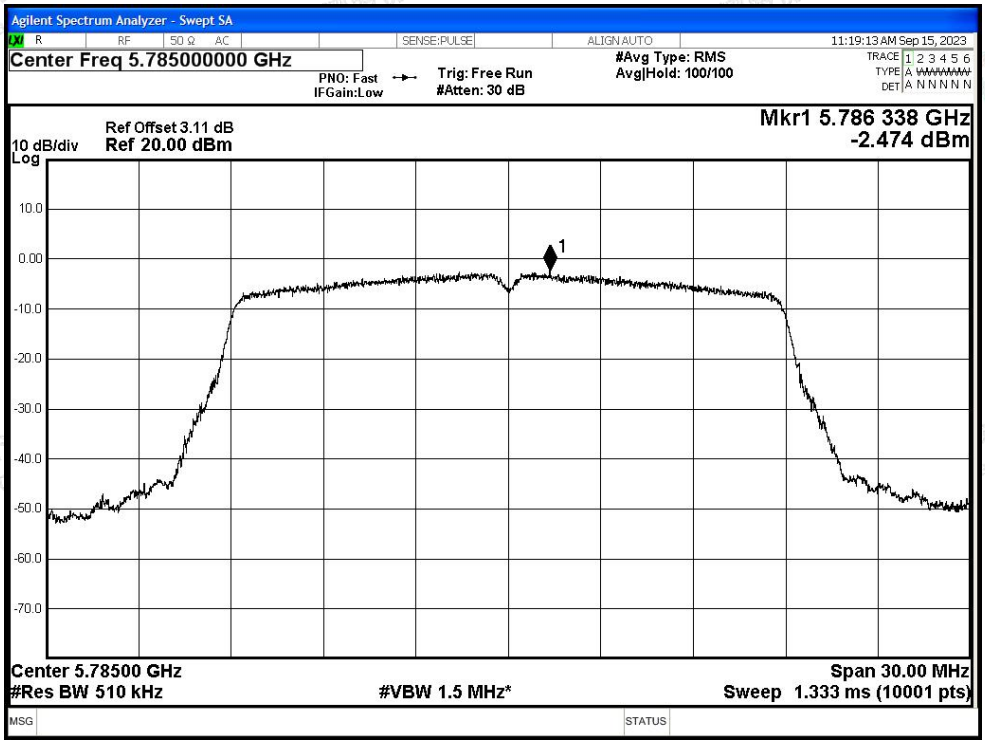

PSD NVNT ac20 5825MHz Ant1

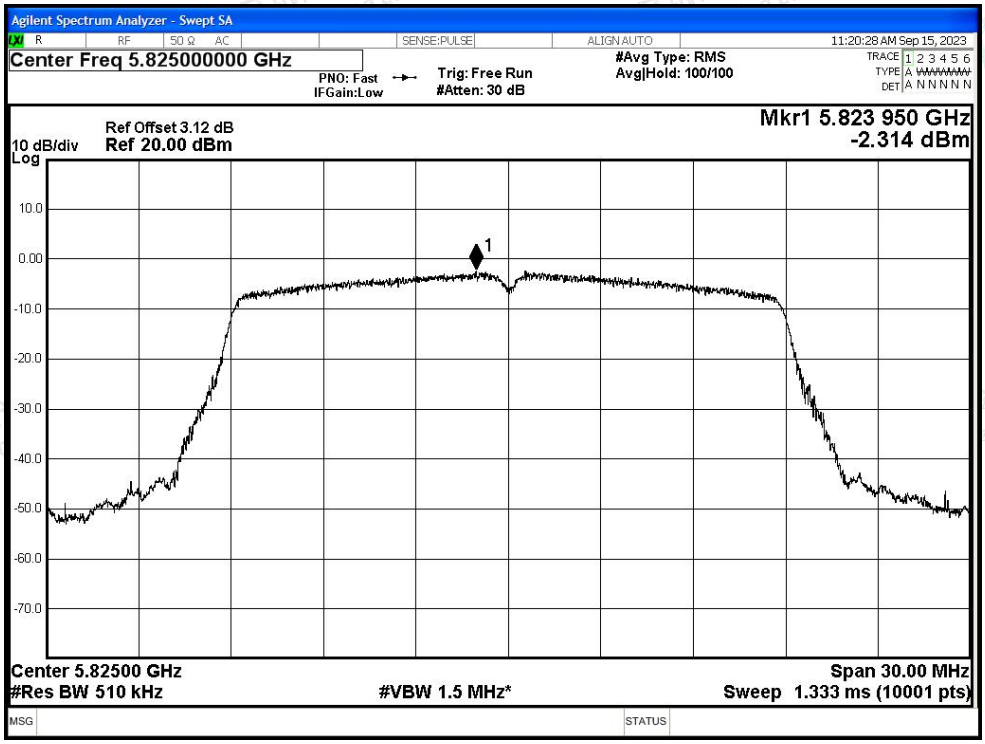

PSD NVNT ac40 5755MHz Ant1

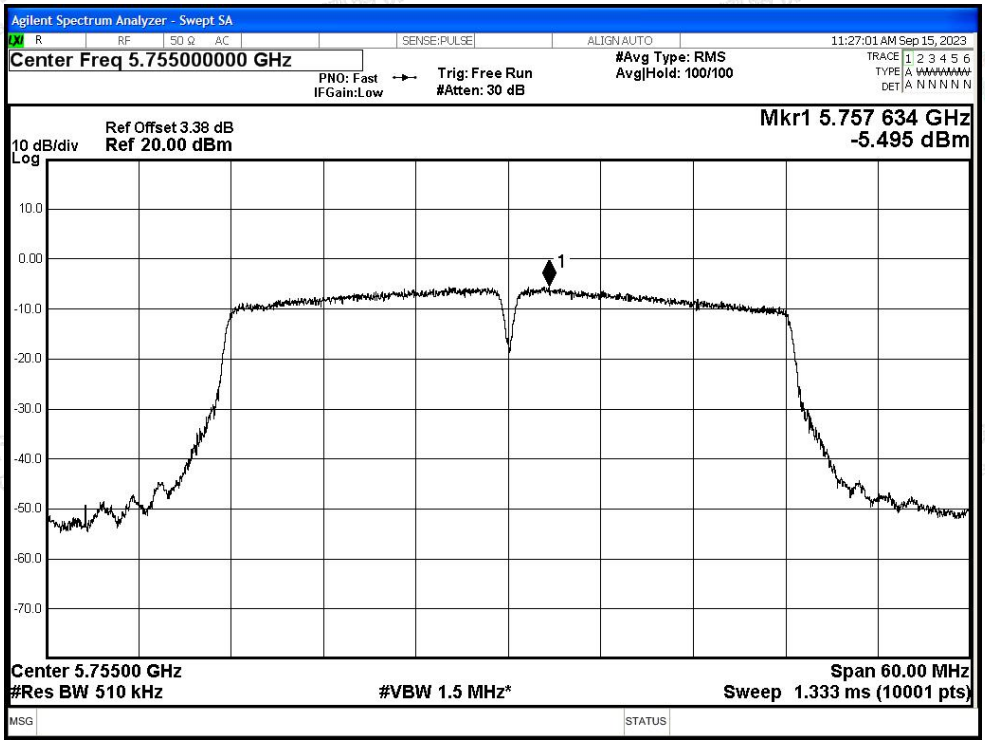

PSD NVNT ac40 5795MHz Ant1

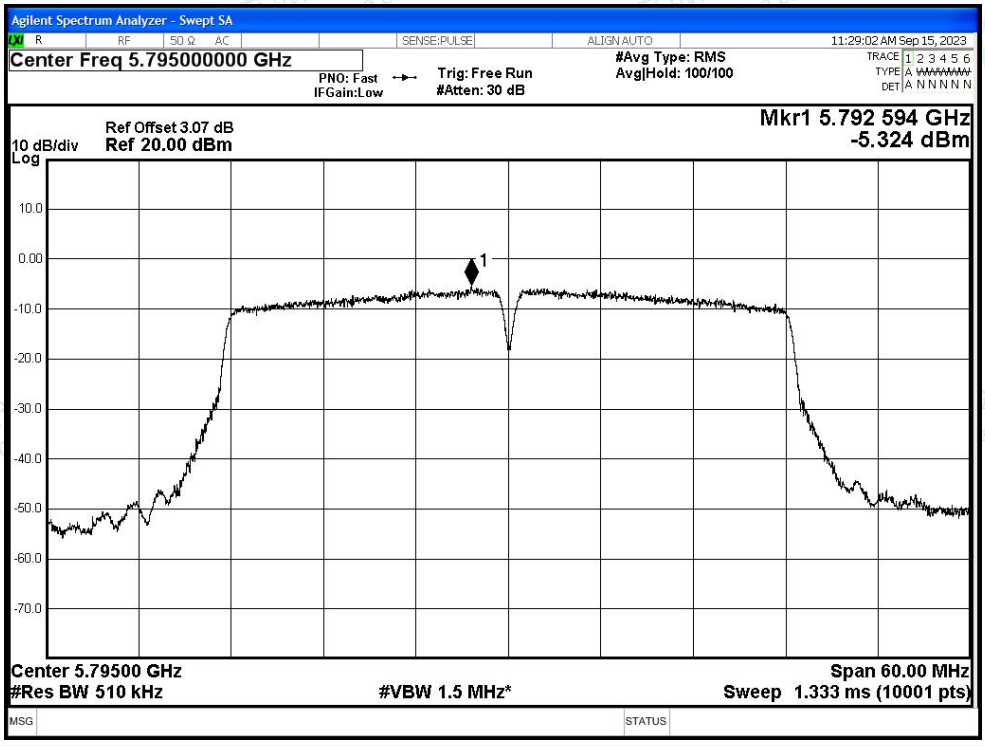

E.4 Restrict Band

Condition	Mode	Frequency (MHz)	Antenna	Spur Freq (MHz)	Power (dBm)	Gain (dBi)	EIRP Power (dBm)	Detector	Limit (dBm)	Verdict
NVNT	a	5745	Ant1	5650	-47.37	3.73	-42.77	Peak	-27	Pass
NVNT	a	5745	Ant1	5650	-54.6	3.73	-50	Average	-27	Pass
NVNT	a	5745	Ant1	5700	-46.29	3.73	-41.69	Peak	10	Pass
NVNT	a	5745	Ant1	5700	-53.23	3.73	-48.63	Average	10	Pass
NVNT	a	5745	Ant1	5720	-40.13	3.73	-35.53	Peak	15.6	Pass
NVNT	a	5745	Ant1	5720	-50.1	3.73	-45.5	Average	15.6	Pass
NVNT	a	5745	Ant1	5725	-42.58	3.73	-37.98	Peak	27	Pass
NVNT	a	5745	Ant1	5725	-48.6	3.73	-44	Average	27	Pass
NVNT	a	5825	Ant1	5850	-45.41	3.73	-40.81	Peak	27	Pass
NVNT	a	5825	Ant1	5850	-52.08	3.73	-47.48	Average	27	Pass
NVNT	a	5825	Ant1	5855	-45	3.73	-40.4	Peak	15.6	Pass
NVNT	a	5825	Ant1	5855	-53.44	3.73	-48.84	Average	15.6	Pass
NVNT	a	5825	Ant1	5875	-48.02	3.73	-43.42	Peak	10	Pass
NVNT	a	5825	Ant1	5875	-54.07	3.73	-49.47	Average	10	Pass
NVNT	a	5825	Ant1	5925	-47.51	3.73	-42.91	Peak	-27	Pass
NVNT	a	5825	Ant1	5925	-55.08	3.73	-50.48	Average	-27	Pass
NVNT	n20	5745	Ant1	5650	-48.35	3.73	-43.75	Peak	-27	Pass
NVNT	n20	5745	Ant1	5650	-54.72	3.73	-50.12	Average	-27	Pass
NVNT	n20	5745	Ant1	5700	-46.69	3.73	-42.09	Peak	10	Pass
NVNT	n20	5745	Ant1	5700	-53.18	3.73	-48.58	Average	10	Pass
NVNT	n20	5745	Ant1	5720	-43	3.73	-38.4	Peak	15.6	Pass
NVNT	n20	5745	Ant1	5720	-49.16	3.73	-44.56	Average	15.6	Pass
NVNT	n20	5745	Ant1	5725	-41.36	3.73	-36.76	Peak	27	Pass
NVNT	n20	5745	Ant1	5725	-47.01	3.73	-42.41	Average	27	Pass
NVNT	n20	5825	Ant1	5850	-38.58	3.73	-33.98	Peak	27	Pass
NVNT	n20	5825	Ant1	5850	-51.12	3.73	-46.52	Average	27	Pass
NVNT	n20	5825	Ant1	5855	-46.9	3.73	-42.3	Peak	15.6	Pass
NVNT	n20	5825	Ant1	5855	-53.05	3.73	-48.45	Average	15.6	Pass
NVNT	n20	5825	Ant1	5875	-47.38	3.73	-42.78	Peak	10	Pass
NVNT	n20	5825	Ant1	5875	-54.09	3.73	-49.49	Average	10	Pass
NVNT	n20	5825	Ant1	5925	-48.82	3.73	-44.22	Peak	-27	Pass
NVNT	n20	5825	Ant1	5925	-55.41	3.73	-50.81	Average	-27	Pass
NVNT	n40	5755	Ant1	5650	-49.91	3.73	-45.31	Peak	-27	Pass
NVNT	n40	5755	Ant1	5650	-55.85	3.73	-51.25	Average	-27	Pass
NVNT	n40	5755	Ant1	5700	-47.97	3.73	-43.37	Peak	10	Pass
NVNT	n40	5755	Ant1	5700	-55.21	3.73	-50.61	Average	10	Pass
NVNT	n40	5755	Ant1	5720	-43.43	3.73	-38.83	Peak	15.6	Pass

NVNT	n40	5755	Ant1	5720	-51.12	3.73	-46.52	Average	15.6	Pass
NVNT	n40	5755	Ant1	5725	-40.47	3.73	-35.87	Peak	27	Pass
NVNT	n40	5755	Ant1	5725	-48.58	3.73	-43.98	Average	27	Pass
NVNT	n40	5795	Ant1	5850	-47.35	3.73	-42.75	Peak	27	Pass
NVNT	n40	5795	Ant1	5850	-53.24	3.73	-48.64	Average	27	Pass
NVNT	n40	5795	Ant1	5855	-48.87	3.73	-44.27	Peak	15.6	Pass
NVNT	n40	5795	Ant1	5855	-53.85	3.73	-49.25	Average	15.6	Pass
NVNT	n40	5795	Ant1	5875	-47.71	3.73	-43.11	Peak	10	Pass
NVNT	n40	5795	Ant1	5875	-54.47	3.73	-49.87	Average	10	Pass
NVNT	n40	5795	Ant1	5925	-49.36	3.73	-44.76	Peak	-27	Pass
NVNT	n40	5795	Ant1	5925	-55.7	3.73	-51.1	Average	-27	Pass
NVNT	ac20	5745	Ant1	5650	-47.81	3.73	-43.21	Peak	-27	Pass
NVNT	ac20	5745	Ant1	5650	-54.52	3.73	-49.92	Average	-27	Pass
NVNT	ac20	5745	Ant1	5700	-47.24	3.73	-42.64	Peak	10	Pass
NVNT	ac20	5745	Ant1	5700	-53.31	3.73	-48.71	Average	10	Pass
NVNT	ac20	5745	Ant1	5720	-41.71	3.73	-37.11	Peak	15.6	Pass
NVNT	ac20	5745	Ant1	5720	-50.4	3.73	-45.8	Average	15.6	Pass
NVNT	ac20	5745	Ant1	5725	-40.34	3.73	-35.74	Peak	27	Pass
NVNT	ac20	5745	Ant1	5725	-47.68	3.73	-43.08	Average	27	Pass
NVNT	ac20	5825	Ant1	5850	-45.4	3.73	-40.8	Peak	27	Pass
NVNT	ac20	5825	Ant1	5850	-51.28	3.73	-46.68	Average	27	Pass
NVNT	ac20	5825	Ant1	5855	-46.37	3.73	-41.77	Peak	15.6	Pass
NVNT	ac20	5825	Ant1	5855	-52.96	3.73	-48.36	Average	15.6	Pass
NVNT	ac20	5825	Ant1	5875	-47.11	3.73	-42.51	Peak	10	Pass
NVNT	ac20	5825	Ant1	5875	-54.25	3.73	-49.65	Average	10	Pass
NVNT	ac20	5825	Ant1	5925	-47.42	3.73	-42.82	Peak	-27	Pass
NVNT	ac20	5825	Ant1	5925	-55.18	3.73	-50.58	Average	-27	Pass
NVNT	ac40	5755	Ant1	5650	-48.6	3.73	-44	Peak	-27	Pass
NVNT	ac40	5755	Ant1	5650	-55.59	3.73	-50.99	Average	-27	Pass
NVNT	ac40	5755	Ant1	5700	-47.95	3.73	-43.35	Peak	10	Pass
NVNT	ac40	5755	Ant1	5700	-55.06	3.73	-50.46	Average	10	Pass
NVNT	ac40	5755	Ant1	5720	-40.77	3.73	-36.17	Peak	15.6	Pass
NVNT	ac40	5755	Ant1	5720	-50.72	3.73	-46.12	Average	15.6	Pass
NVNT	ac40	5755	Ant1	5725	-41.14	3.73	-36.54	Peak	27	Pass
NVNT	ac40	5755	Ant1	5725	-48.37	3.73	-43.77	Average	27	Pass
NVNT	ac40	5795	Ant1	5850	-47.91	3.73	-43.31	Peak	27	Pass
NVNT	ac40	5795	Ant1	5850	-53.64	3.73	-49.04	Average	27	Pass
NVNT	ac40	5795	Ant1	5855	-47.67	3.73	-43.07	Peak	15.6	Pass
NVNT	ac40	5795	Ant1	5855	-53.88	3.73	-49.28	Average	15.6	Pass
NVNT	ac40	5795	Ant1	5875	-49	3.73	-44.4	Peak	10	Pass
NVNT	ac40	5795	Ant1	5875	-54.61	3.73	-50.01	Average	10	Pass

NVNT	ac40	5795	Ant1	5925	-49.02	3.73	-44.42	Peak	-27	Pass
NVNT	ac40	5795	Ant1	5925	-55.42	3.73	-50.82	Average	-27	Pass

Test Graphs

Restrict Band NVNT a 5745MHz Ant1 Peak

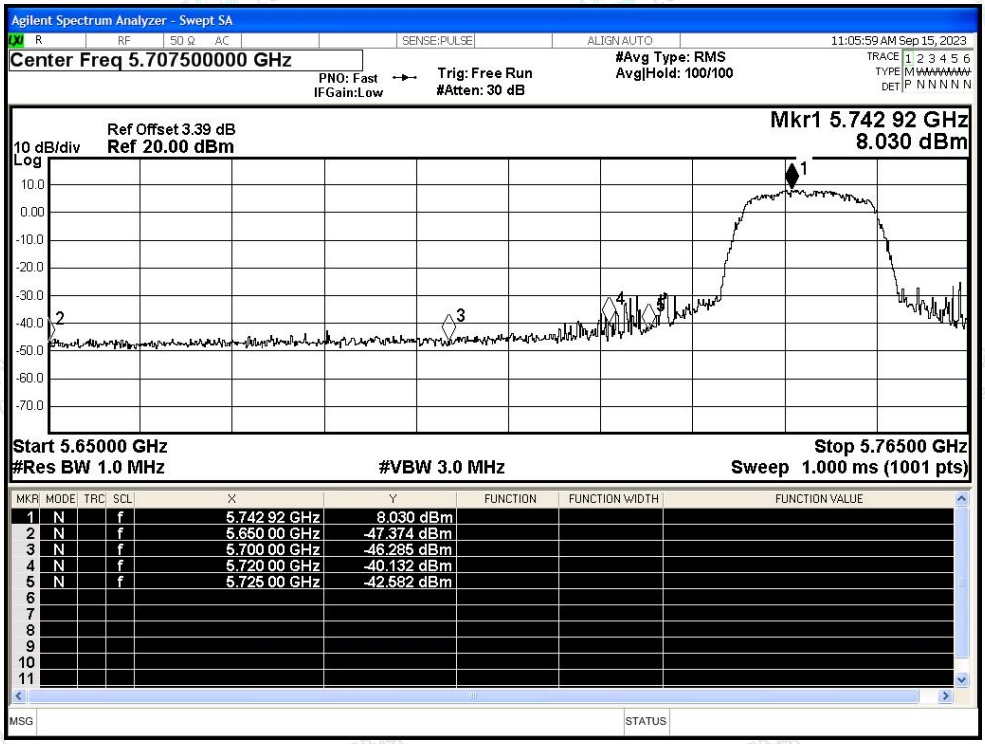
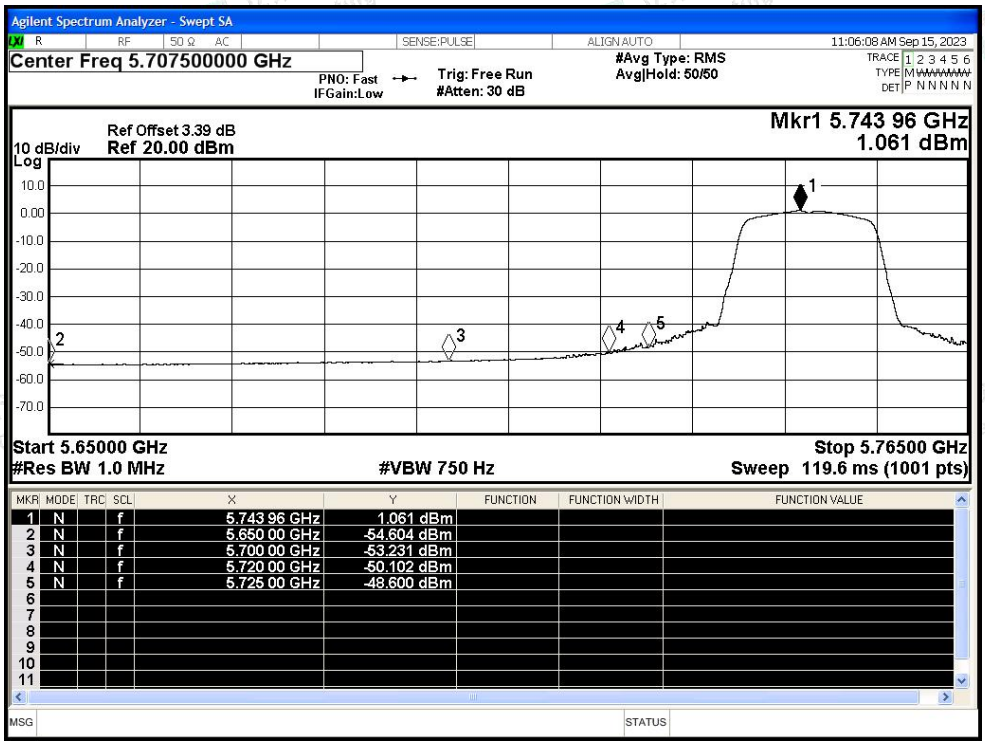
Restrict Band NVNT a 5745MHz Ant1 Average