Internal Photos of the EUT



Fig. 1



Fig. 2



Fig. 3



Fig. 4



Fig. 5



Fig. 6


BD-D100-WIFI-CCT-DY-A02
500V ZC-25UM
OKCAP
EC4
C3
FR4
FR5
FR6
DB1
DB2
VR3
VCC
GND

Fig. 7



Fig. 8


WW_PWM
CW_PWM
VN-
VN+
PIR-DC-WIFI-B03
U1
U2
C22
C23
C24
C25
R6
WIFI
1cm 2 3 4 5 6 7 8 9 10

Fig. 9


1cm 2 3 4 5 6 7 8 9 10 11

Fig. 10



Fig. 11