SIZE: 100*150mm
Front and back printing

100mm

150mm

PS4 BLUETOOTH WIRELESS GAME CONTROLLER
MODEL: 118

PRODUCT OVERVIEW

This product is a DUALSHOCK4 wireless controller paired with a PS4 console. It use wireless Bluetooth connectivity, a highly sensitive six-axis detection system, full-color LED lights to display different players, and Features: touch, speaker, and voice input.

PRODUCT FEATURES

1. Platform: PS4, PC,Android,iOS.
2. Bluetooth connection/Wire connection.
3. Key: PS, SHARE, OPTIONS, touch the key, up, down, left, right,Four function buttons L1, L2, L3, R1, R2, R3, Left joystick, Right joystick.

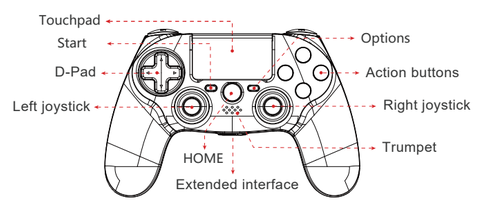

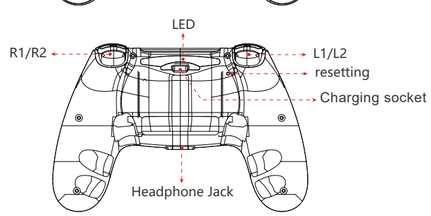

4.LED indicator: Full color LED indicate different players or states.
5. Interface: A Micro B port can be charged, data can also be upgraded online, a headset with a microphone interface, and an expansion connection port.
6. Support dual motor vibration
7.The PS4 console platform has a sensor six-axis body sensing function.
8. Support dual point capacitive sensing touch control.
9. Built-in mono speaker function.
10. Supports wired PC mode.
11. RGB light effect. There are two light modes: 7-color gradient mode and gradient breathing mode. Switch the light mode and press SELECT+START while double-clicking to turn off the light.

HOW TO USE: THE OPERATION INSTRUCTIONS.

BLUETOOTH CONNECTION TO PS4 CONSOLE

1.The first time you connect to the console, you must use a wired connection. After the connection is successful, you can automatically connect to the console by unplugging the wired controller. In the future, you can automatically connect to the console by pressing the PS key controller.
2.After multiple controller are connected to the controller, the color of the lights on each player's controller is different.

BLUETOOTH CONNECTION TO OTHER DEVICES

1. Press and hold the Share+PS button on the controller for 5 seconds, and the controller enters Bluetooth pairing mode. At the same time, the controller indicator light is white and quickly blinking in double. Bluetooth can be used to connect Android devices; The Bluetooth name of the controller on the Android phone is Wireless Controller; The Bluetooth name on the IOS device is DUALSHOCK 4 Wireless Controller.

WIRED PC

1. Connect the console directly to the USB interface of the PC using a USB data cable. After successful connection, it will be displayed as a Wireless Controller device.

AUDIO FEATURES

A mono speaker is provided on the controller, and some game voice commands will be issued through the speaker without interfering with the music and sound effects of the game itself. At the same time, there is also a 3.5mm stereo headset connector on the controller, which allows players to choose the audio output type of the connector in the system: single voice or full sound effects.

SIX-AXIS FUNCTION

The SIX-axis consists of a three-axis gyroscope and a three-axis acceleration sensor. There are Six axes in total, including X, Y, Z, Roll, Pitch, and Yaw. X-axis: Acceleration movement in the left and right directions (X+/X-direction), left → right, right → left. Y-axis: Accelerated movement in the front and rear directions (Y+/Y-direction), front → rear, rear → front. Z-axis: acceleration movement in the up and down direction (Z+/Z-direction), up → down, down → up. Roll axis: Rotate up and down with the Y axis as the center. Pitch axis: Rotate back and forth with the X axis as the center. Yaw axis: rotates left and right with the Z axis as the center.

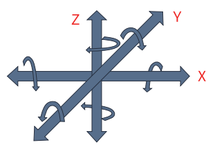

TOUCH FUNCTION

The upper middle of the front of the controller is a touch control area. The touch adopts capacitive two-point touch sensing, which can automatically identify single finger touch and double finger touch. Press anywhere in the touch control area.

PRODUCT DETAIL

Sleep current:: 40.2uA	Battery capacity: 600mAh
Operating current: ≈86.5MA	working hours: ≈7 hours

FCC Warning

This device complies with part 15 of the FCC Rules. Operation is subject to the following two conditions: (1) This device may not cause harmful interference, and (2) this device must accept any interference received, including interference that may cause undesired operation.
Any changes or modifications not expressly approved by the party responsible for compliance could void the user's authority to operate the equipment.
NOTE: This equipment has been tested and found to comply with the limits for a Class B digital device, pursuant to Part 15 of the FCC Rules. These limits are designed to provide reasonable protection against harmful interference in a residential installation. This equipment generates, uses and can radiate radio frequency energy and, if not installed and used in accordance with the instructions, may cause harmful interference to radio communications. However, there is no guarantee that interference will not occur in a particular installation.
If this equipment does cause harmful interference to radio or television reception,
which can be determined by turning the equipment off and on, the user is encouraged to try to correct the interference by one or more of the following measures:
-- Reorient or relocate the receiving antenna.
-- Increase the separation between the equipment and receiver.
-- Connect the equipment into an outlet on a circuit different from that to which the receiver is connected.
-- Consult the dealer or an experienced radio/TV technician for help.
The device has been evaluated to meet general RF exposure requirement. The device can be used in portable exposure condition without restriction.