CFR 47 FCC PART 15 SUBPART C
ISED RSS-247 Issue 3

TEST REPORT

For

Meter Adapter Controller

MODEL NUMBER for FCC: MAC10, MACyyy ("yyy" representative variable, "y"=A-Z, 0-9, symbol "-" or blank; for market purpose only, no technical difference.)

MODEL NUMBER for ISED: MAC10

REPORT NUMBER: 4791706213-1-RF-3

ISSUE DATE: April 9, 2025

FCC ID: 2BCMR-MAC10
IC: 31293-MAC10

Prepared for

FranklinWH Energy Storage Inc.
8 The Green, Ste A, Dover, DE 19901

Prepared by

UL Verification Services (Guangzhou) Co., Ltd., Song Shan Lake Branch

Room 101, Building 2, No.4, Information Road, Songshan Lake, Dongguan, Guangdong, China

Tel: +86 769 22038881
Fax: +86 769 33244054
Website: www.ul.com

The results reported herein have been performed in accordance with the laboratory's terms of accreditation. This report shall not be reproduced except in full without the written approval of the Laboratory. The results in this report apply to the test sample(s) mentioned above at the time of the testing period only and are not to be used to indicate applicability to other similar products.

Revision History

Rev.	Issue Date	Revisions	Revised By
V0	April 9, 2025	Initial Issue	

This report shall not be reproduced except in full, without the written approval of UL Verification Services (Guangzhou) Co., Ltd, Song Shan Lake Branch.

Summary of Test Results

Test Item	Clause	Limit/Requirement	Result
Antenna Requirement	N/A	FCC Part 15.203/15.247 (c) RSS-GEN Clause 6.8	Pass
AC Power Line Conducted Emission	ANSI C63.10-2013, Clause 6.2	FCC Part 15.207 RSS-GEN Clause 8.8	Pass
Conducted Output Power	ANSI C63.10-2013, Clause 11.9.2.3.1	FCC Part 15.247 (b)(3) RSS-247 Clause 5.4 (d)	Pass
6dB Bandwidth and 99% Occupied Bandwidth	ANSI C63.10-2013, Clause 11.8.1	FCC Part 15.247 (a)(2) RSS-247 Clause 5.2 (a) ISED RSS-Gen Clause 6.7	Pass
Power Spectral Density	ANSI C63.10-2013, Clause 11.10.2	FCC Part 15.247 (e) RSS-247 Clause 5.2 (b)	Pass
Conducted Band edge and spurious emission	ANSI C63.10-2013, Clause 11.11	FCC Part 15.247(d) RSS-247 Clause 5.5	Pass
Radiated Band edge and Spurious Emission	ANSI C63.10-2013, Clause 11.12 & Clause 11.13	FCC Part 15.247 (d) FCC Part 15.205/15.209 RSS-247 Clause 5.5 RSS-GEN Clause 8.9	Pass
Duty Cycle	ANSI C63.10-2013, Clause 11.6	None; for reporting purposes only.	Pass

*This test report is only published to and used by the applicant, and it is not for evidence purpose in China.
*The measurement result for the sample received is <Pass> according to <CFR 47 FCC PART 15 SUBPART C
ISED RSS-247 Issue 3> when <Simple Acceptance> decision rule is applied.

This report shall not be reproduced except in full, without the written approval of UL Verification Services (Guangzhou) Co., Ltd, Song Shan Lake Branch.

CONTENTS

1. ATTESTATION OF TEST RESULTS 6

2. TEST METHODOLOGY 7

3. FACILITIES AND ACCREDITATION 7

4. CALIBRATION AND UNCERTAINTY 8

4.1. MEASURING INSTRUMENT CALIBRATION 8

4.2. MEASUREMENT UNCERTAINTY 8

5. EQUIPMENT UNDER TEST 9

5.1. DESCRIPTION OF EUT 9

5.2. CHANNEL LIST 9

5.3. MAXIMUM POWER 9

5.4. TEST CHANNEL CONFIGURATION 10

5.5. THE WORSE CASE POWER SETTING PARAMETER 10

5.6. DESCRIPTION OF AVAILABLE ANTENNAS 12

5.7. SUPPORT UNITS FOR SYSTEM TEST 13

6. MEASURING EQUIPMENT AND SOFTWARE USED 14

7. ANTENNA PORT TEST RESULTS 17

7.1. CONDUCTED OUTPUT POWER 17

7.2. 6DB BANDWIDTH AND 99% OCCUPIED BANDWIDTH 18

7.3. POWER SPECTRAL DENSITY 20

7.4. CONDUCTED BAND EDGE AND SPURIOUS EMISSION 21

7.5. DUTY CYCLE 23

8. RADIATED TEST RESULTS 24

8.1. RESTRICTED BANDEDGE 32

8.2. SPURIOUS EMISSIONS(1 GHZ~3 GHZ) 50

8.3. SPURIOUS EMISSIONS(3 GHZ~18 GHZ) 56

8.4. SPURIOUS EMISSIONS(9 KHZ~30 MHZ) 80

8.5. SPURIOUS EMISSIONS(30 MHZ~1 GHZ) 83

8.6. SPURIOUS EMISSIONS(18 GHZ~26 GHZ) 85

8.7. SPURIOUS EMISSIONS FOR SIMULTANEOUS TRANSMISSION 87

9. ANTENNA REQUIREMENT 91

10. AC POWER LINE CONDUCTED EMISSION 92

This report shall not be reproduced except in full, without the written approval of UL Verification Services (Guangzhou) Co., Ltd, Song Shan Lake Branch.

11. TEST DATA 95

11.1. APPENDIX A: DUTY CYCLE 95

11.2. APPENDIX B: MAXIMUM CONDUCTED OUTPUT POWER 98

11.3. APPENDIX C: -6DB BANDWIDTH 99

11.4. APPENDIX D: OCCUPIED CHANNEL BANDWIDTH 112

11.5. APPENDIX E: MAXIMUM POWER SPECTRAL DENSITY LEVEL 125

11.6. APPENDIX F: BAND EDGE 138

11.7. APPENDIX G: CONDUCTED RF SPURIOUS EMISSION 155

This report shall not be reproduced except in full, without the written approval of UL Verification Services (Guangzhou) Co., Ltd, Song Shan Lake Branch.

1. ATTESTATION OF TEST RESULTS

Applicant Information

Company Name:	FranklinWH Energy Storage Inc.
Address:	8 The Green, Ste A, Dover, DE 19901

Manufacturer Information

Company Name:	FranklinWH Technologies Co., Ltd.
Address:	Room 301, Building 5A Skyworth Innovation Park, No.8 Tangtou 1st Road, Tangtou community Shiyan sub-district , Baoan District, Shenzhen, Guangdong, China

EUT Information

EUT Name:	Meter Adapter Controller
Model for FCC:	MAC10, MACyyy ("yyy" representative variable, "y"=A-Z, 0-9, symbol "-" or blank; for market purpose only, no technical difference.)
Model for ISED:	MAC10
Sample Received Date:	March 3, 2025
Sample Status;	Normal
Sample ID:	8233332
Date of Tested:	March 4, 2025 to April 9, 2025

APPLICABLE STANDARDS	
STANDARD	**TEST RESULTS**
CFR 47 FCC PART 15 SUBPART C **ISED RSS-247 Issue 3**	**Pass**

Prepared By:

Johnson Liu

Laboratory Engineer

Checked By:

Kebo Zhang

Senior Project Engineer

Approved By:

Stephen Guo

Operations Manager

This report shall not be reproduced except in full, without the written approval of UL Verification Services (Guangzhou) Co., Ltd, Song Shan Lake Branch.

2. TEST METHODOLOGY

All tests were performed in accordance with the standard CFR 47 FCC PART 15 SUBPART C ISED RSS-247 Issue 3, KDB 558074 D01 15.247 Meas Guidance v05r02, KDB 414788 D01 Radiated Test Site v01r01, KDB 662911 D01 Multiple Transmitter Output v02r01, CFR 47 FCC Part 2, ANSI C63.10-2013 and ISED RSS-GEN Issue 5

3. FACILITIES AND ACCREDITATION

Accreditation Certificate	**A2LA (Certificate No.: 4102.01)** UL Verification Services (Guangzhou) Co., Ltd. Song Shan Lake Branch. has been assessed and proved to be in compliance with A2LA. **FCC (FCC Designation No.: CN1187)** UL Verification Services (Guangzhou) Co., Ltd. Song Shan Lake Branch. Has been recognized to perform compliance testing on equipment subject to the Commission's Declaration of Conformity (DoC) and Certification rules. **ISED (Company No.: 21320)** UL Verification Services (Guangzhou) Co., Ltd. Song Shan Lake Branch. has been registered and fully described in a report filed with ISED. The Company Number is 21320 and the test lab Conformity Assessment Body Identifier (CABID) is CN0046.

Note 1:
All tests measurement facilities use to collect the measurement data are located at Room 101, Building 2, Zhihui City Phase I, No.4, Information Road, Songshan Lake, Dongguan, Guangdong, China.

Note 2:
The test anechoic chamber in UL Verification Services (Guangzhou) Co., Ltd.
Song Shan Lake Branch had been calibrated and compared to the open field sites and the test anechoic chamber is shown to be equivalent to or worst case from the open field site.

Note 3:
For below 30 MHz, lab had performed measurements at test anechoic chamber and comparing to measurements obtained on an open field site. And these measurements below 30 MHz had been correlated to measurements performed on an OFS.

This report shall not be reproduced except in full, without the written approval of UL Verification Services (Guangzhou) Co., Ltd, Song Shan Lake Branch.

4. CALIBRATION AND UNCERTAINTY

4.1. MEASURING INSTRUMENT CALIBRATION

The measuring equipment utilized to perform the tests documented in this report has been calibrated in accordance with the manufacturer's recommendations and is traceable to recognized national standards.

4.2. MEASUREMENT UNCERTAINTY

Where relevant, the following measurement uncertainty levels have been estimated for tests performed on the apparatus:

Test Item	Uncertainty
Conduction emission	3.62 dB
Radiated Emission (Included Fundamental Emission) (9 kHz ~ 30 MHz)	2.2 dB
Radiated Emission (Included Fundamental Emission) (30 MHz ~ 1 GHz)	4.00 dB
Radiated Emission (Included Fundamental Emission) (1 GHz to 26 GHz)	5.78 dB (1 GHz ~ 18 GHz)
	5.23 dB (18 GHz ~ 26 GHz)
Duty Cycle	±0.028%
DTS and 99% Occupied Bandwidth	±0.0196%
Maximum Conducted Output Power	±0.686 dB
Maximum Power Spectral Density Level	±0.743 dB
Conducted Band-edge Compliance	±1.328 dB
Conducted Unwanted Emissions In Non-restricted Frequency Bands	±0.746 dB (9 kHz ~ 1 GHz)
	±1.328dB (1 GHz ~ 26 GHz)
Note: This uncertainty represents an expanded uncertainty expressed at approximately the 95% confidence level using a coverage factor of k=2.	

This report shall not be reproduced except in full, without the written approval of UL Verification Services (Guangzhou) Co., Ltd, Song Shan Lake Branch.

5. EQUIPMENT UNDER TEST

5.1. DESCRIPTION OF EUT

EUT Name	Meter Adapter Controller
Model for FCC	MAC10, MACyyy (“yyy” representative variable, “y”=A-Z, 0-9, symbol “-” or blank; for market purpose only, no technical difference.)
Model for ISED	MAC10

Frequency Range:	2412 MHz to 2462 MHz
Type of Modulation:	IEEE 802.11b: DSSS(CCK, DQPSK, DBPSK) IEEE 802.11g/n: OFDM(64-QAM, 16-QAM, QPSK, BPSK)
Radio Technology:	IEEE 802.11b/g/n HT20/n HT40
Normal Test Voltage:	AC 240V (L1, L2) 60Hz or DC 12V/24V

Note: Two ways of power supply had pre-tested, only the worst case data was recorded in the report.

5.2. CHANNEL LIST

Channel List For Bandwidth=20 MHz							
Channel	Frequency (MHz)	Channel	Frequency (MHz)	Channel	Frequency (MHz)	Channel	Frequency (MHz)
1	2412	4	2427	7	2442	10	2457
2	2417	5	2432	8	2447	11	2462
3	2422	6	2437	9	2452	/	/

Channel List For Bandwidth=40 MHz							
Channel	Frequency (MHz)	Channel	Frequency (MHz)	Channel	Frequency (MHz)	Channel	Frequency (MHz)
3	2422	5	2432	7	2442	9	2452
4	2427	6	2437	8	2447	/	/

5.3. MAXIMUM POWER

IEEE Std. 802.11	Frequency (MHz)	Channel Number	Maximum Conducted AVG Output Power (dBm)
b	2412 ~ 2462	1-11[11]	17.70
g	2412 ~ 2462	1-11[11]	15.44
n HT20	2412 ~ 2462	1-11[11]	13.53
n HT40	2422 ~ 2452	3-9[7]	13.03

This report shall not be reproduced except in full, without the written approval of UL Verification Services (Guangzhou) Co., Ltd, Song Shan Lake Branch.

5.4. TEST CHANNEL CONFIGURATION

IEEE Std. 802.11	Test Channel Number	Frequency
b	CH 1(Low Channel), CH 6(MID Channel), CH 11(High Channel)	2412 MHz, 2437 MHz, 2462 MHz
g	CH 1(Low Channel), CH 6(MID Channel), CH 11(High Channel)	2412 MHz, 2437 MHz, 2462 MHz
n HT20	CH 1(Low Channel), CH 6(MID Channel), CH 11(High Channel)	2412 MHz, 2437 MHz, 2462 MHz
n HT40	CH 3(Low Channel), CH 6(MID Channel), CH 9(High Channel)	2422 MHz, 2437 MHz, 2452 MHz

5.5. THE WORSE CASE POWER SETTING PARAMETER

The Worse Case Power Setting Parameter under 2400 ~ 2483.5MHz Band							
Test Software		Xshell-v8.0.0066					
Modulation Mode	Transmit Antenna Number	Test Channel					
		NCB: 20MHz			NCB: 40MHz		
		CH 1	CH 6	CH 11	CH 3	CH 6	CH 9
802.11b	1	15	15	14	/		
	2	15	15	14			
802.11g	1	10	10	10			
	2	7	7	7			
802.11n HT20	1	1	1	1			
	2	1	1	1			
802.11n HT40	1	/			1	1	1
	2	/			1	1	1

WORST-CASE CONFIGURATIONS

The EUT was tested in the following configuration(s):

Controlled in test mode using a software application on the EUT supplied by customer. The application was used to enable a continuous transmission and to select the mode, test channels, bandwidth, data rates as required.

Test channels referring to section 5.4.

Maximum power setting referring to section 5.5.

Worst-case data rates as provided by the client were:

802.11b mode: 1 Mbps
802.11g mode: 6 Mbps
802.11n HT20 mode: MCS0
802.11n HT40 mode: MCS0

802.11b/g only support SISO mode.

This report shall not be reproduced except in full, without the written approval of UL Verification Services (Guangzhou) Co., Ltd, Song Shan Lake Branch.

802.11n HT20/HT40 support SISO and MIMO mode.

802.11b/g SISO mode, Antenna 1 and Antenna 2 has the same power setting, so only Antenna 1 worst case test data were recorded in the report.

802.11n SISO mode and MIMO mode have the same power setting, so only the worst case power mode(MIMO) will be record in the report.

The EUT has 2 separate WIFI antennas which correspond to 2 separate antenna ports. Core 1 and Core 2 correspond to WIFI antenna 1 and WIFI antenna 2 respectively.

The measured additional path loss was included in any path loss calculations for all RF cable used during tested.

Conducted output power, power spectral density tests separately on each port with all supported SISO & MIMO port combinations.

Conducted bandedge and spurious emissions tests were performed with SISO mode, as this port was found to have the worst case in terms of power settings amongst all supported possible SISO & MIMO port combinations.

Radiated emissions tests were performed with the MIMO modes. These were found to be the worst modulation scheme with regards to emissions after preliminary investigations and, as this mode emits the highest conducted output power level, it was deemed to be the worst case.

The EUT support Cyclic Shift Diversity(CDD), Space Time Coding(STBC), Spartial Division Multiplexing(SDM) modes. They use the same conducted power per chain in any given mode, so we only chose the worst case mode CDD for final testing.

This report shall not be reproduced except in full, without the written approval of UL Verification Services (Guangzhou) Co., Ltd, Song Shan Lake Branch.

5.6. DESCRIPTION OF AVAILABLE ANTENNAS

Antenna	Frequency (MHz)	Antenna Type	MAX Antenna Gain (dBi)
1	2412-2462	PIFA antenna	4.5
2	2412-2462	PIFA antenna	2.1

The EUT support Cyclic Shift Diversity(CDD) mode.

MIMO output power port and MIMO PSD port summing were performed in accordance with KDB 662911 D01. For the CDD results the Directional Gain was calculated in accordance with the following mothed.

For output power measurements:
Directional gain= G_{ANT} + Array Gain = 4.5 dBi
G_{ANT} : equal to the gain of the antenna having the highest gain
Array Gain = 0 dB (i.e., no array gain) for $N_{ANT} \leq 4$

For power spectral density (PSD) measurements:
Directional gain= G_{ANT} + Array Gain = 7.51 dBi
Array Gain = 10 log(N_{ANT}/N_{SS}) dB.
N_{ANT} : number of transmit antennas
N_{SS} : number of spatial streams, The worst case directional gain will occur when N_{SS} = 1

Test Mode	Transmit and Receive Mode	Description
IEEE 802.11b	☒2TX, 2RX	ANT 1 or ANT 2 can be used as transmitting/receiving antenna.
IEEE 802.11g	☒2TX, 2RX	ANT 1 or ANT 2 can be used as transmitting/receiving antenna.
IEEE 802.11n HT20	☒2TX, 2RX	ANT 1 and ANT 2 can be used as transmitting/receiving antenna.
IEEE 802.11n HT40	☒2TX, 2RX	ANT 1 and ANT 2 can be used as transmitting/receiving antenna.
Note: 1.Only the LTE & WIFI can transmit simultaneously. (declared by client)		

This report shall not be reproduced except in full, without the written approval of UL Verification Services (Guangzhou) Co., Ltd, Song Shan Lake Branch.

5.7. SUPPORT UNITS FOR SYSTEM TEST

SUPPORT EQUIPMENT

Item	Equipment	Brand Name	Model Name	Remark
1	PC	Lenovo	E14	/

I/O CABLES

Cable No	Port	Connector Type	Cable Type	Cable Length(m)	Remarks
1	Network cable	/	/	1.0	/

ACCESSORIES

Item	Accessory	Brand Name	Model Name	Description
/	/	/	/	/

TEST SETUP

The EUT can work in engineering mode with a software through a Laptop.

SETUP DIAGRAM FOR TESTS

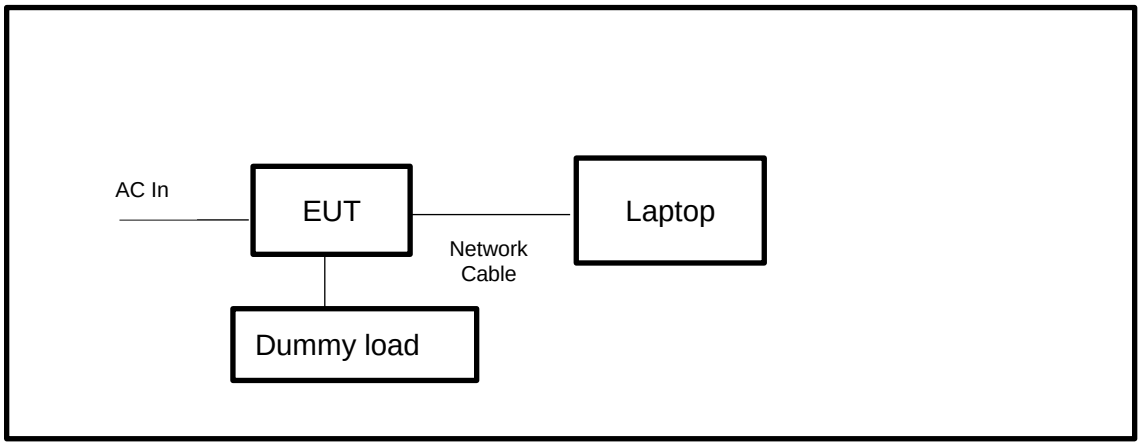

This report shall not be reproduced except in full, without the written approval of UL Verification Services (Guangzhou) Co., Ltd, Song Shan Lake Branch.

6. MEASURING EQUIPMENT AND SOFTWARE USED

R&S TS 8997 Test System					
Equipment	Manufacturer	Model No.	Serial No.	Last Cal.	Due. Date
Power sensor, Power Meter	R&S	OSP120	100921	Dec.27,2024	Dec.26,2025
Vector Signal Generator	R&S	SMBV100A	261637	Sep.28, 2024	Sep.27, 2025
Signal Generator	R&S	SMB100A	178553	Sep.28, 2024	Sep.27, 2025
Signal Analyzer	R&S	FSV40	101118	Sep.28, 2024	Sep.27, 2025

Software			
Description	Manufacturer	Name	Version
For R&S TS 8997 Test System	Rohde & Schwarz	EMC 32	10.60.10

Tonsend RF Test System					
Equipment	Manufacturer	Model No.	Serial No.	Last Cal.	Due. Date
Wireless Connectivity Tester	R&S	CMW270	1201.0002N75-102	Sep.13, 2024	Sep.12, 2025
PXA Signal Analyzer	Keysight	N9030A	MY55410512	Sep.28, 2024	Sep.27, 2025
MXG Vector Signal Generator	Keysight	N5182B	MY56200284	Sep.28, 2024	Sep.27, 2025
MXG Vector Signal Generator	Keysight	N5172B	MY56200301	Sep.28, 2024	Sep.27, 2025
DC power supply	Keysight	E3642A	MY55159130	Sep.28, 2024	Sep.27, 2025
Temperature & Humidity Chamber	SANMOOD	SG-80-CC-2	2088	Sep.28, 2024	Sep.27, 2025
Attenuator	Aglient	8495B	2814a12853	Sep.28, 2024	Sep.27, 2025
RF Control Unit	Tonscend	JS0806-2	23B80620666	Dec.27,2024	Dec.26,2025

Software			
Description	Manufacturer	Name	Version
Tonsend SRD Test System	Tonsend	JS1120-3 RF Test System	V3.2.22

This report shall not be reproduced except in full, without the written approval of UL Verification Services (Guangzhou) Co., Ltd, Song Shan Lake Branch.

Conducted Emissions					
Equipment	Manufacturer	Model No.	Serial No.	Last Cal.	Due Date
EMI Test Receiver	R&S	ESR3	101961	Sep.28, 2024	Sep.27, 2025
Artificial Mains Networks	Schwarzbeck	NSLK 8126	8126465	Sep.28, 2024	Sep.27, 2025
Software					
Description			Manufacturer	Name	Version
Test Software for Conducted Emissions			Farad	EZ-EMC	Ver. UL-3A1

Radiated Emissions					
Equipment	Manufacturer	Model No.	Serial No.	Last Cal.	Due Date
MXE EMI Receiver	KESIGHT	N9038A	MY56400036	Sep.28, 2024	Sep.27, 2025
Hybrid Log Periodic Antenna	TDK	HLP-3003C	130960	June 28, 2024	June.27 2027
Preamplifier	HP	8447D	2944A09099	Sep.28, 2024	Sep.27, 2025
EMI Measurement Receiver	R&S	ESR26	101377	Sep.28, 2024	Sep.27, 2025
Horn Antenna	TDK	HRN-0118	130939	Apr.29, 2022	Apr.28, 2025
Preamplifier	TDK	PA-02-0118	TRS-305-00067	Sep.28, 2024	Sep.27, 2025
Horn Antenna	Schwarzbeck	BBHA9170	697	Jun 30, 2024	Jun 29, 2027
Preamplifier	TDK	PA-02-2	TRS-307-00003	Sep.28, 2024	Sep.27, 2025
Preamplifier	TDK	PA-02-3	TRS-308-00002	Sep.28, 2024	Sep.27, 2025
Loop antenna	Schwarzbeck	1519B	00008	Dec.09, 2024	Dec.08, 2027
High Pass Filter	Wi	WHKX10-2700-3000-18000-40SS	23	Sep.28, 2024	Sep.27, 2025
Band Reject Filter	Wainwright	WRCJV8-2350-2400-2483.5-2533.5-40SS	4	Sep.28, 2024	Sep.27, 2025
Software					
Description			Manufacturer	Name	Version
Test Software for Radiated Emissions			Farad	EZ-EMC	Ver. UL-3A1

This report shall not be reproduced except in full, without the written approval of UL Verification Services (Guangzhou) Co., Ltd, Song Shan Lake Branch.

Other Instrument					
Equipment	Manufacturer	Model No.	Serial No.	Last Cal.	Due Date
Temperature humidity probe	OMEGA	ITHX-SD-5	18470007	Oct.8, 2024	Oct.7, 2025
Barometer	Yiyi	Baro	N/A	Oct.10, 2024	Oct.9, 2025
Attenuator	Agilent	8495B	2814a12853	Sep.28, 2024	Sep.27, 2025

This report shall not be reproduced except in full, without the written approval of UL Verification Services (Guangzhou) Co., Ltd, Song Shan Lake Branch.

7. ANTENNA PORT TEST RESULTS

7.1. CONDUCTED OUTPUT POWER

LIMITS

CFR 47 FCC Part15 (15.247) Subpart C ISED RSS-247 ISSUE 3			
Section	Test Item	Limit	Frequency Range (MHz)
CFR 47 FCC 15.247(b)(3) ISED RSS-247 5.4 (d)	AVG Output Power	1 watt or 30 dBm	2400-2483.5

TEST PROCEDURE

Refer to ANSI C63.10-2013 clause 11.9.2.3.1.

Connect the EUT to a low loss RF cable from the antenna port to the power sensor (video bandwidth is greater than the occupied bandwidth).
Measure peak emission level, the indicated level is the average output power, after any corrections for external attenuators and cables.
The test result in dBm by adding [10 log (1 / D)], where D is the duty cycle.

TEST SETUP

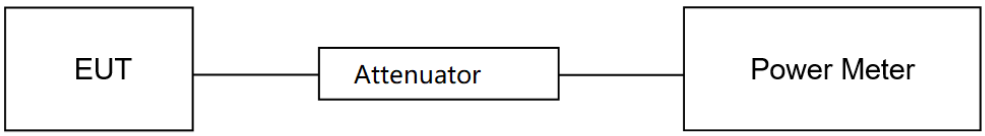

TEST ENVIRONMENT

Temperature	22.7 ℃	Relative Humidity	51%
Atmosphere Pressure	101kPa	Test Voltage	AC 240V 60Hz

TEST RESULTS

Please refer to section "Test Data" - Appendix B

This report shall not be reproduced except in full, without the written approval of UL Verification Services (Guangzhou) Co., Ltd, Song Shan Lake Branch.

7.2. 6DB BANDWIDTH AND 99% OCCUPIED BANDWIDTH

LIMITS

CFR 47 FCC Part15 (15.247) Subpart C ISED RSS-247 ISSUE 3			
Section	Test Item	Limit	Frequency Range (MHz)
CFR 47 FCC 15.247(a)(2) ISED RSS-247 5.2 (a)	6 dB Bandwidth	≥ 500 kHz	2400-2483.5
ISED RSS-Gen Clause 6.7	99 % Occupied Bandwidth	For reporting purposes only.	2400-2483.5

TEST PROCEDURE

Refer to ANSI C63.10-2013 clause 11.8 for DTS bandwidth and clause 6.9 for Occupied Bandwidth.

Connect the EUT to the spectrum analyzer and use the following settings:

Center Frequency	The center frequency of the channel under test
Frequency Span	For 6 dB Bandwidth: Enough to capture all products of the modulation carrier emission For 99 % Occupied Bandwidth: Between 1.5 times and 5.0 times the OBW
Detector	Peak
RBW	For 6 dB Bandwidth: 100 kHz For 99 % Occupied Bandwidth: 1 % to 5 % of the occupied bandwidth
VBW	For 6 dB Bandwidth: ≥3 × RBW For 99 % Occupied Bandwidth: ≥3 × RBW
Trace	Max hold
Sweep	Auto couple

a) Use the 99 % power bandwidth function of the instrument, allow the trace to stabilize and report the measured bandwidth.

b) Allow the trace to stabilize and measure the maximum width of the emission that is constrained by the frequencies associated with the two outermost amplitude points (upper and lower frequencies) that are attenuated by 6 dB relative to the maximum level measured in the fundamental emission.

This report shall not be reproduced except in full, without the written approval of UL Verification Services (Guangzhou) Co., Ltd, Song Shan Lake Branch.

TEST SETUP

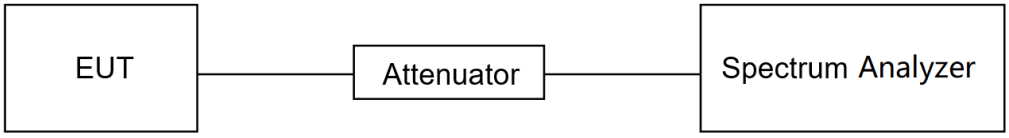

TEST ENVIRONMENT

Temperature	22.7 ℃	Relative Humidity	51%
Atmosphere Pressure	101kPa	Test Voltage	AC 240V 60Hz

TEST RESULTS

Please refer to section "Test Data" - Appendix C&D

This report shall not be reproduced except in full, without the written approval of UL Verification Services (Guangzhou) Co., Ltd, Song Shan Lake Branch.

7.3. POWER SPECTRAL DENSITY

LIMITS

CFR 47 FCC Part15 (15.247) Subpart C ISED RSS-247 ISSUE 3			
Section	Test Item	Limit	Frequency Range (MHz)
CFR 47 FCC §15.247 (e) ISED RSS-247 5.2 (b)	Power Spectral Density	8 dBm in any 3 kHz band	2400-2483.5

TEST PROCEDURE

Refer to ANSI C63.10-2013 clause 11.10.2.

Connect the EUT to the spectrum analyzer and use the following settings:

Center Frequency	The center frequency of the channel under test
Detector	Peak
RBW	3 kHz ≤ RBW ≤ 100 kHz
VBW	≥3 × RBW
Span	1.5 x DTS bandwidth
Trace	Max hold
Sweep time	Auto couple

Allow trace to fully stabilize and use the peak marker function to determine the maximum amplitude level within the RBW.
If measured value exceeds limit, reduce RBW (no less than 3 kHz) and repeat.

TEST SETUP

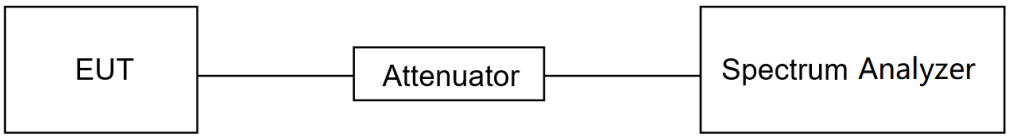

TEST ENVIRONMENT

Temperature	22.7 ℃	Relative Humidity	51%
Atmosphere Pressure	101kPa	Test Voltage	AC 240V 60Hz

TEST RESULTS

Please refer to section "Test Data" - Appendix E

This report shall not be reproduced except in full, without the written approval of UL Verification Services (Guangzhou) Co., Ltd, Song Shan Lake Branch.

7.4. CONDUCTED BAND EDGE AND SPURIOUS EMISSION

LIMITS

CFR 47 FCC Part15 (15.247) Subpart C ISED RSS-247 ISSUE 3		
Section	Test Item	Limit
CFR 47 FCC §15.247 (d) ISED RSS-247 5.5	Conducted Bandedge and Spurious Emissions	at least 20 dB below that in the 100 kHz bandwidth within the band that contains the highest level of the desired power

TEST PROCEDURE

Refer to ANSI C63.10-2013 clause 11.11 and 11.13.

Connect the EUT to the spectrum analyzer and use the following settings for reference level measurement:

Center Frequency	The center frequency of the channel under test
Detector	Peak
RBW	100 kHz
VBW	≥3 × RBW
Span	1.5 x DTS bandwidth
Trace	Max hold
Sweep time	Auto couple.

Allow trace to fully stabilize and use the peak marker function to determine the maximum PSD level.
Change the settings for emission level measurement:

Span	Set the center frequency and span to encompass frequency range to be measured
Detector	Peak
RBW	100 kHz
VBW	≥3 × RBW
measurement points	≥span/RBW
Trace	Max hold
Sweep time	Auto couple.

Allow trace to fully stabilize and use the peak marker function to determine the maximum PSD level. Ensure that the amplitude of all unwanted emissions outside of the authorized frequency band (excluding restricted frequency bands) is attenuated by at least the minimum requirements specified in 11.11.

This report shall not be reproduced except in full, without the written approval of UL Verification Services (Guangzhou) Co., Ltd, Song Shan Lake Branch.

TEST SETUP

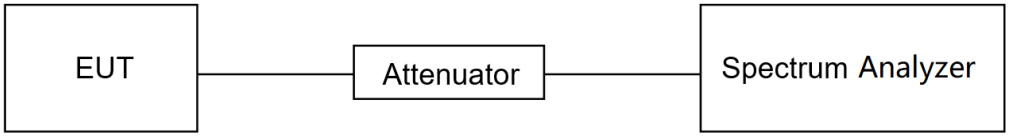

TEST ENVIRONMENT

Temperature	22.7 ℃	Relative Humidity	51%
Atmosphere Pressure	101kPa	Test Voltage	AC 240V 60Hz

TEST RESULTS

Please refer to section "Test Data" - Appendix E&F

This report shall not be reproduced except in full, without the written approval of UL Verification Services (Guangzhou) Co., Ltd, Song Shan Lake Branch.

7.5. DUTY CYCLE

LIMITS

None; for reporting purposes only.

TEST PROCEDURE

Refer to ANSI C63.10-2013 clause 11.6 Zero – Span Spectrum Analyzer method.

TEST SETUP

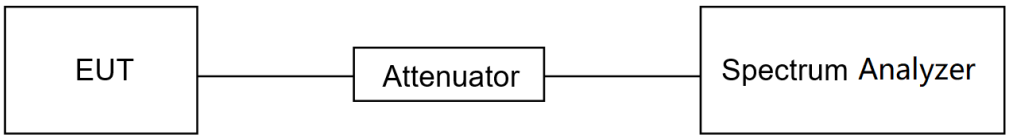

TEST ENVIRONMENT

Temperature	22.7 ℃	Relative Humidity	51%
Atmosphere Pressure	101kPa	Test Voltage	AC 240V 60Hz

TEST RESULTS

Please refer to section "Test Data" - Appendix A

This report shall not be reproduced except in full, without the written approval of UL Verification Services (Guangzhou) Co., Ltd, Song Shan Lake Branch.

8. RADIATED TEST RESULTS

LIMITS

Please refer to CFR 47 FCC §15.205 and §15.209.

Please refer to ISED RSS-GEN Clause 8.9 and Clause 8.10.

Radiation Disturbance Test Limit for FCC (Class B) (9 kHz ~ 1 GHz)

Emissions radiated outside of the specified frequency bands above 30 MHz			
Frequency Range (MHz)	Field Strength Limit (uV/m) at 3 m	Field Strength Limit (dBuV/m) at 3 m	
		Quasi-Peak	
30 - 88	100	40	
88 - 216	150	43.5	
216 - 960	200	46	
Above 960	500	54	
Above 1000	500	Peak	Average
		74	54

FCC Emissions radiated outside of the specified frequency bands below 30 MHz		
Frequency (MHz)	Field strength (microvolts/meter)	Measurement distance (meters)
0.009-0.490	2400/F(kHz)	300
0.490-1.705	24000/F(kHz)	30
1.705-30.0	30	30

ISED General field strength limits at frequencies below 30 MHz

Table 6 – General field strength limits at frequencies below 30 MHz		
Frequency	**Magnetic field strength (H-Field) (µA/m)**	**Measurement distance (m)**
9 - 490 kHz[Note 1]	6.37/F (F in kHz)	300
490 - 1705 kHz	63.7/F (F in kHz)	30
1.705 - 30 MHz	0.08	30

Note 1: The emission limits for the ranges 9-90 kHz and 110-490 kHz are based on measurements employing a linear average detector.

This report shall not be reproduced except in full, without the written approval of UL Verification Services (Guangzhou) Co., Ltd, Song Shan Lake Branch.

ISED Restricted bands please refer to ISED RSS-GEN Clause 8.10

Table 7 – Restricted frequency bands[Note 1]		
MHz	MHz	GHz
0.090 - 0.110	149.9 - 150.05	9.0 - 9.2
0.495 - 0.505	156.52475 - 156.52525	9.3 - 9.5
2.1735 - 2.1905	156.7 - 156.9	10.6 - 12.7
3.020 - 3.026	162.0125 - 167.17	13.25 - 13.4
4.125 - 4.128	167.72 - 173.2	14.47 - 14.5
4.17725 - 4.17775	240 – 285	15.35 - 16.2
4.20725 - 4.20775	322 - 335.4	17.7 - 21.4
5.677 - 5.683	399.9 - 410	22.01 - 23.12
6.215 - 6.218	608 - 614	23.6 - 24.0
6.26775 - 6.26825	960 - 1427	31.2 - 31.8
6.31175 - 6.31225	1435 - 1626.5	36.43 - 36.5
8.291 - 8.294	1645.5 - 1646.5	Above 38.6
8.362 - 8.366	1660 - 1710	
8.37625 - 8.38675	1718.8 - 1722.2	
8.41425 - 8.41475	2200 - 2300	
12.29 - 12.293	2310 - 2390	
12.51975 - 12.52025	2483.5 - 2500	
12.57675 - 12.57725	2655 - 2900	
13.36 - 13.41	3260 – 3267	
16.42 - 16.423	3332 - 3339	
16.69475 - 16.69525	3345.8 - 3358	
16.80425 - 16.80475	3500 - 4400	
25.5 - 25.67	4500 - 5150	
37.5 - 38.25	5350 - 5460	
73 - 74.6	7250 - 7750	
74.8 - 75.2	8025 – 8500	
108 – 138		

Note 1: Certain frequency bands listed in table 7 and in bands above 38.6 GHz are designated for licence-exempt applications. These frequency bands and the requirements that apply to related devices are set out in the 200 and 300 series of RSSs.

FCC Restricted bands of operation refer to FCC §15.205 (a):

MHz	MHz	MHz	GHz
0.090-0.110	16.42-16.423	399.9-410	4.5-5.15
[1]0.495-0.505	16.69475-16.69525	608-614	5.35-5.46
2.1735-2.1905	16.80425-16.80475	960-1240	7.25-7.75
4.125-4.128	25.5-25.67	1300-1427	8.025-8.5
4.17725-4.17775	37.5-38.25	1435-1626.5	9.0-9.2
4.20725-4.20775	73-74.6	1645.5-1646.5	9.3-9.5
6.215-6.218	74.8-75.2	1660-1710	10.6-12.7
6.26775-6.26825	108-121.94	1718.8-1722.2	13.25-13.4
6.31175-6.31225	123-138	2200-2300	14.47-14.5
8.291-8.294	149.9-150.05	2310-2390	15.35-16.2
8.362-8.366	156.52475-156.52525	2483.5-2500	17.7-21.4
8.37625-8.38675	156.7-156.9	2690-2900	22.01-23.12
8.41425-8.41475	162.0125-167.17	3260-3267	23.6-24.0
12.29-12.293	167.72-173.2	3332-3339	31.2-31.8
12.51975-12.52025	240-285	3345.8-3358	36.43-36.5
12.57675-12.57725	322-335.4	3600-4400	([2])
13.36-13.41			

Note: [1]Until February 1, 1999, this restricted band shall be 0.490-0.510 MHz.
[2]Above 38.6c

This report shall not be reproduced except in full, without the written approval of UL Verification Services (Guangzhou) Co., Ltd, Song Shan Lake Branch.

TEST PROCEDURE

Below 30 MHz

The setting of the spectrum analyzer

RBW	200 Hz (From 9 kHz to 0.15 MHz)/ 9 kHz (From 0.15 MHz to 30 MHz)
VBW	200 Hz (From 9 kHz to 0.15 MHz)/ 9 kHz (From 0.15 MHz to 30 MHz)
Sweep	Auto

1. The testing follows the guidelines in ANSI C63.10-2013 clause 6.4.

2. The EUT was arranged to its worst case and then turntable (from 0 degree to 360 degrees) to find the maximum reading. A pre-amp and a high pass filter are used for the test in order to get better signal level. Both Horizontal, Face-on and Face-off polarizations of the antenna are set to make the measurement.

3. The EUT was placed on a turntable with 80 cm above ground.

4. The EUT was set 3 meters from the interference receiving antenna, which was mounted on the top of a 1 m height antenna tower.

5. The radiated emission limits are based on measurements employing a CISPR quasi-peak detector except for the frequency bands 9-90 kHz, 110-490 kHz and above 1000 MHz Radiated emission limits in these three bands are based on measurements employing an average detector.

6. For measurement below 1 GHz, the initial step in collecting conducted emission data is a spectrum analyzer peak detector mode pre-scanning the measurement frequency range. Significant peaks are then marked and then Quasi Peak and average detector mode re-measured. If the emission level of the EUT measured by the peak detector is 3 dB lower than the applicable limit, the peak emission level will be reported. Otherwise, the emission measurement will be repeated using the quasi-peak and average detector and reported.

7. Although these tests were performed other than open field site, adequate comparison measurements were confirmed against 30m open field site. Therefore sufficient tests were made to demonstrate that the alternative site produces results that correlate with the ones of tests made in an open field site based on KDB 414788.

8. The limits in CFR 47, Part 15, Subpart C, paragraph 15.209 (a), are identical to those in RSS-GEN Section 8.9, Table 6, since the measurements are performed in terms of magnetic field strength and converted to electric field strength levels (as reported in the table) using the free space impedance of 377Ω. For example, the measurement frequency X kHz resulted in a level of Y dBuV/m, which is equivalent to Y-51.5 = Z dBuA/m, which has the same margin, W dB, to the corresponding RSS-GEN Table 6 limit as it has to be 15.209(a) limit.

This report shall not be reproduced except in full, without the written approval of UL Verification Services (Guangzhou) Co., Ltd, Song Shan Lake Branch.

Below 1 GHz and above 30 MHz

The setting of the spectrum analyzer

RBW	120 kHz
VBW	300 kHz
Sweep	Auto
Detector	Peak/QP
Trace	Max hold

1. The testing follows the guidelines in ANSI C63.10-2013 clause 6.5.

2. The EUT was arranged to its worst case and then tune the antenna tower (from 1 m to 4 m) and turntable (from 0 degree to 360 degrees) to find the maximum reading. A pre-amp and a high pass filter are used for the test in order to get better signal level. Both horizontal and vertical polarizations of the antenna are set to make the measurement.

3. The EUT was placed on a turntable with 80 cm above ground.

4. The EUT was set 3 meters from the interference receiving antenna, which was mounted on the top of a variable height antenna tower.

5. For measurement below 1 GHz, the initial step in collecting conducted emission data is a spectrum analyzer peak detector mode pre-scanning the measurement frequency range. Significant peaks are then marked and then Quasi Peak detector mode re-measured. If the emission level of the EUT measured by the peak detector is 3 dB lower than the applicable limit, the peak emission level will be reported. Otherwise, the emission measurement will be repeated using the quasi-peak detector and reported.

This report shall not be reproduced except in full, without the written approval of UL Verification Services (Guangzhou) Co., Ltd, Song Shan Lake Branch.

Above 1 GHz

The setting of the spectrum analyzer

RBW	1 MHz
VBW	PEAK: 3 MHz AVG: see note 6
Sweep	Auto
Detector	Peak
Trace	Max hold

1. The testing follows the guidelines in ANSI C63.10-2013 clause 6.6.

2. The EUT was arranged to its worst case and then tune the antenna tower (from 1 m to 4 m) and turntable (from 0 degree to 360 degrees) to find the maximum reading. A pre-amp and a high pass filter are used for the test in order to get better signal level. Both horizontal and vertical polarizations of the antenna are set to make the measurement.

3. The EUT was placed on a turntable with 1.5 m above ground.

4. The EUT was set 3 meters from the interference receiving antenna, which was mounted on the top of a variable height antenna tower.

5. For measurement above 1 GHz, the emission measurement will be measured by the peak detector. This peak level, once corrected, must comply with the limit specified in Section 15.209.

6. For measurements above 1 GHz the resolution bandwidth is set to 1 MHz, then the video bandwidth is set to 3 MHz for peak measurements and 1 MHz resolution bandwidth with 1/T video bandwidth with peak detector for average measurements. For the Duty Cycle please refer to clause 7.5. ON TIME AND DUTY CYCLE.

X axis, Y axis, Z axis positions:

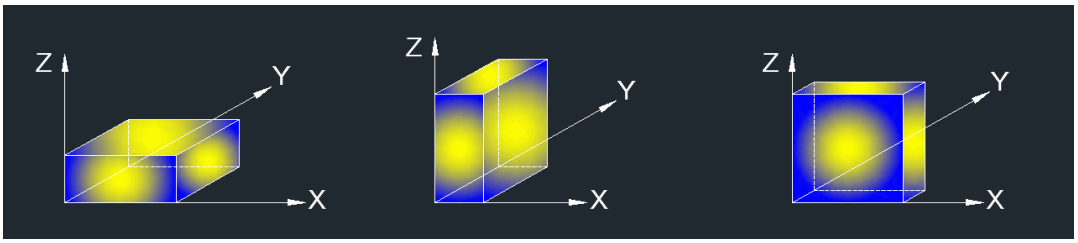

Note 1: For all radiated test, EUT in each of three orthogonal axis emissions had been tested, but only the worst case (X axis) data recorded in the report.

Note 2: The EUT was fully exercised with external accessories during the test. In the case of multiple accessory external ports, an external accessory shall be connected to one of each type of port.

This report shall not be reproduced except in full, without the written approval of UL Verification Services (Guangzhou) Co., Ltd, Song Shan Lake Branch.

For Restricted Bandedge:
Note:
1. Measurement = Reading Level + Correct Factor.
2. If the peak values are less than the average limit of 54 dBuV/m, the average result is deemed to comply with average limit.
3. PK=Peak: Peak detector.
4. AV=Average: VBW=1/Ton, where: Ton is the transmitting duration.
5. For the transmitting duration, please refer to clause 7.5.
6. Only the worst data was recorded, if it complies with the limit, the other emissions deemed to comply with the limit.
7. Both horizontal and vertical have been tested, only the worst data was recorded in the report.
8. All modes have been tested, but only the worst data was recorded in the report.

For Radiate Spurious emission (9 kHz ~ 30 MHz):
Note:
1. Measurement = Reading Level + Correct Factor.
2. If the peak values are less than the QP limit, the QP result is deemed to comply with QP limit.
3. All 3 polarizations (Horizontal, Face-on and Face-off) of the loop antenna had been tested, but only the worst data recorded in the report.
4. All modes have been tested, but only the worst data was recorded in the report.
5. dBuA/m= dBuV/m- 20Log10[120π] = dBuV/m- 51.5

For Radiate Spurious Emission (30 MHz ~ 1 GHz):
Note:
1. Result Level = Read Level + Correct Factor.
2. If the peak values are less than the QP limit, the QP result is deemed to comply with QP limit.
3. All modes have been tested, but only the worst data was recorded in the report.

For Radiate Spurious Emission (1 GHz ~ 3 GHz):
Note:
1. Measurement = Reading Level + Correct Factor.
2. If the peak values are less than the average limit of 54 dBuV/m, the average result is deemed to comply with average limit.
3. Peak: Peak detector.
4. AVG: VBW=1/Ton, where: Ton is the transmitting duration.
5. For the transmitting duration, please refer to clause 7.5.
6. Filter losses were only considered in the spurious frequency bands and the authorized band was not corrected for Band reject filter losses.
7. Proper operation of the transmitter prior to adding the filter to the measurement chain.
8. All modes have been tested, but only the worst data was recorded in the report.

This report shall not be reproduced except in full, without the written approval of UL Verification Services (Guangzhou) Co., Ltd, Song Shan Lake Branch.

For Radiate Spurious Emission (3 GHz ~ 18 GHz):
Note:
1. Peak Result = Reading Level + Correct Factor.
2. If the peak values are less than the average limit of 54 dBuV/m, the average result is deemed to comply with average limit.
3. Peak: Peak detector.
4. AVG: VBW=1/Ton, where: Ton is the transmitting duration.
5. For the transmitting duration, please refer to clause 7.5.
6. Filter losses were only considered in the spurious frequency bands and the authorized band was not corrected for High Pass Filter losses.
7. Proper operation of the transmitter prior to adding the filter to the measurement chain.
8. All modes have been tested, but only the worst data was recorded in the report.

For Radiate Spurious emission (18 GHz ~ 26 GHz):
Note:
1. Measurement = Reading Level + Correct Factor.
2. If the peak values are less than the average limit of 54 dBuV/m, the average result is deemed to comply with average limit.
3. Peak: Peak detector.
4. All modes have been tested, but only the worst data was recorded in the report.

TEST SETUP

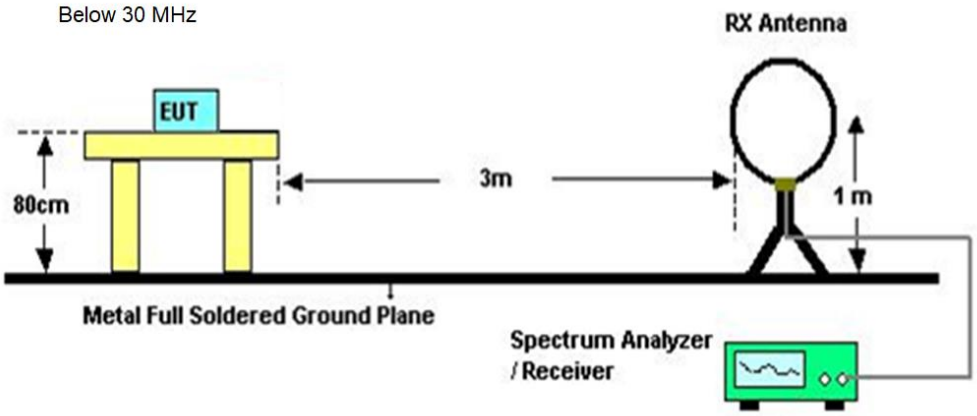

This report shall not be reproduced except in full, without the written approval of UL Verification Services (Guangzhou) Co., Ltd, Song Shan Lake Branch.

Below 1 GHz and above 30 MHz

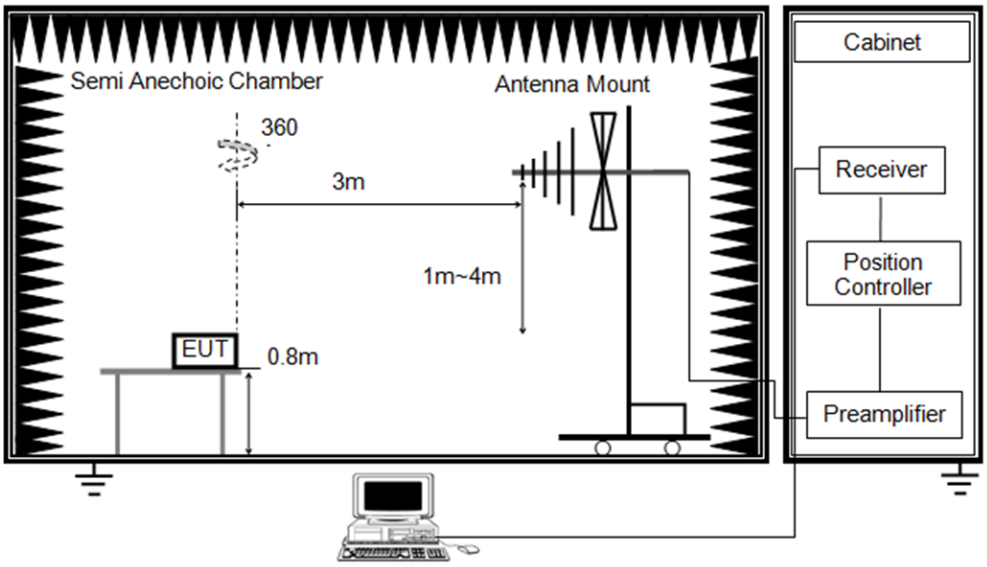

Above 1GHz

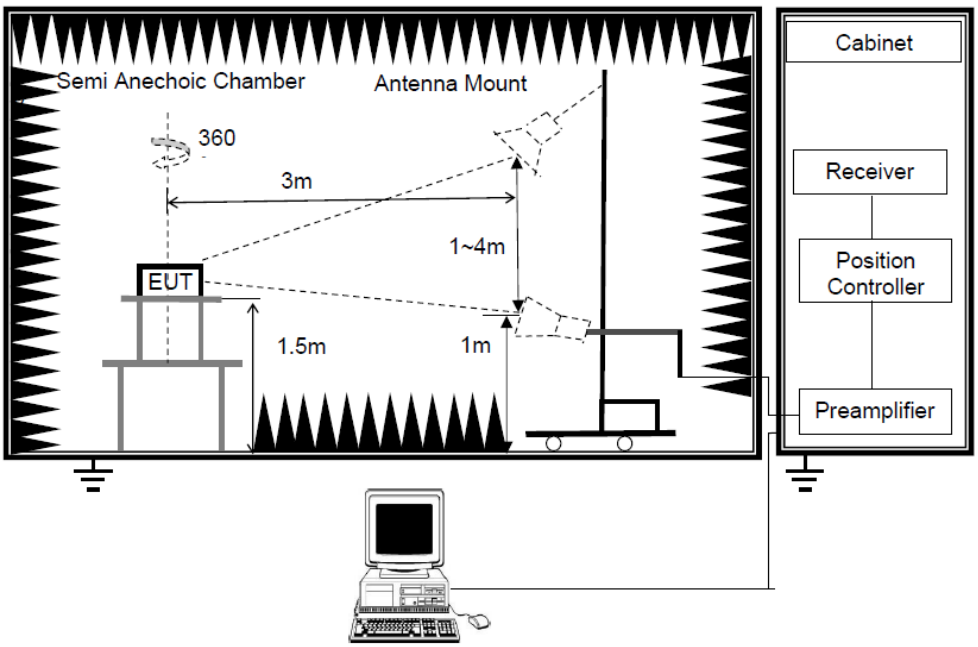

TEST ENVIRONMENT

Temperature	20.2℃	Relative Humidity	58.3%
Atmosphere Pressure	101kPa	Test Voltage	

This report shall not be reproduced except in full, without the written approval of UL Verification Services (Guangzhou) Co., Ltd, Song Shan Lake Branch.

TEST RESULTS

8.1. RESTRICTED BANDEDGE

Test Mode:	802.11b PK	Frequency(MHz):	2412
Polarity:	Horizontal	Test Voltage:	AC 240V 60Hz

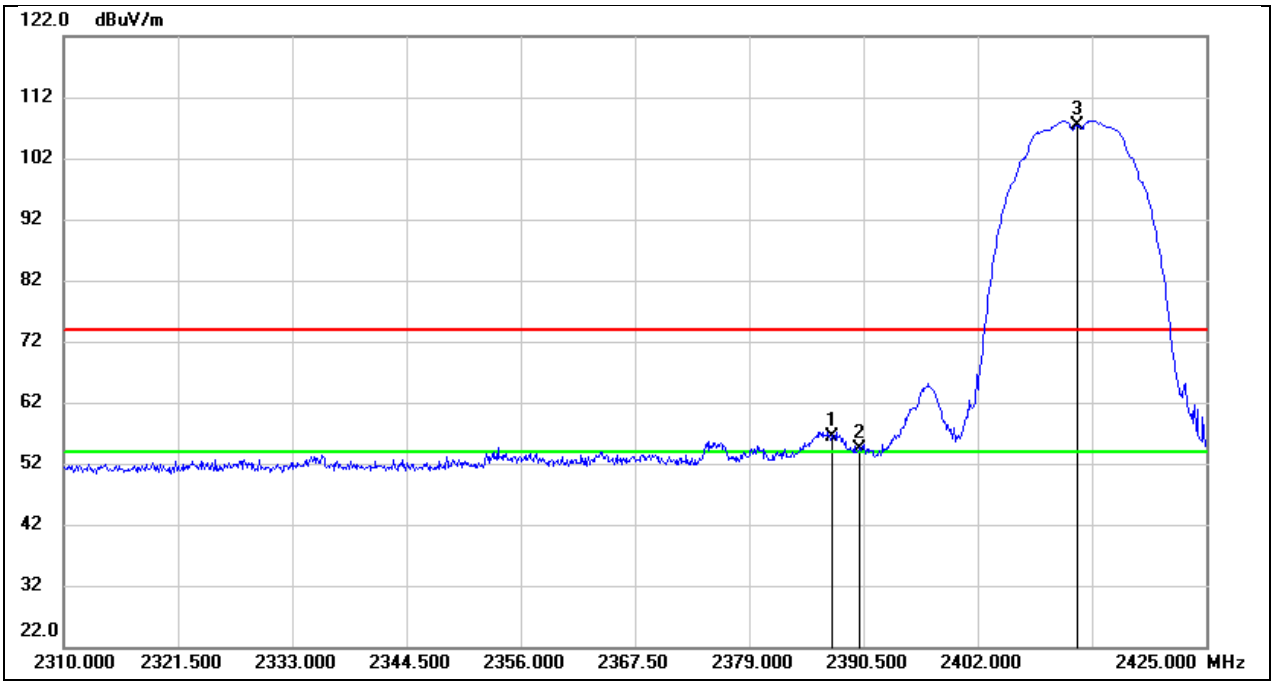

No.	Frequency (MHz)	Reading (dBuV)	Correct (dB/m)	Result (dBuV/m)	Limit (dBuV/m)	Margin (dB)	Remark
1	2387.165	24.69	31.72	56.41	74.00	-17.59	peak
2	2390.000	22.61	31.73	54.34	74.00	-19.66	peak
3	2412.000	75.59	31.80	107.39	/	/	Fundamental

This report shall not be reproduced except in full, without the written approval of UL Verification Services (Guangzhou) Co., Ltd, Song Shan Lake Branch.

Test Mode:	802.11b AV	Frequency(MHz):	2412
Polarity:	Horizontal	Test Voltage:	AC 240V 60Hz

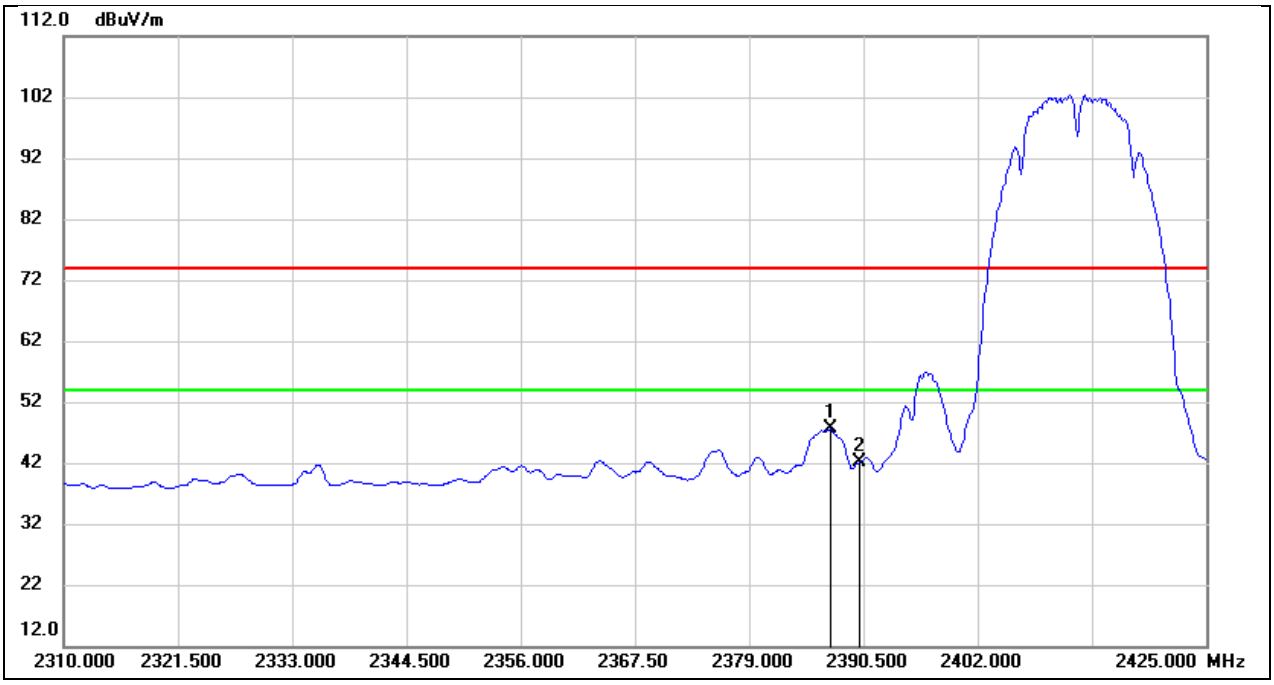

No.	Frequency (MHz)	Reading (dBuV)	Correct (dB/m)	Result (dBuV/m)	Limit (dBuV/m)	Margin (dB)	Remark
1	2387.165	15.80	31.72	47.52	54.00	-6.48	AVG
2	2390.000	10.41	31.73	42.14	54.00	-11.86	AVG

This report shall not be reproduced except in full, without the written approval of UL Verification Services (Guangzhou) Co., Ltd, Song Shan Lake Branch.

Test Mode:	802.11b PK	Frequency(MHz):	2412
Polarity:	Vertical	Test Voltage:	AC 240V 60Hz

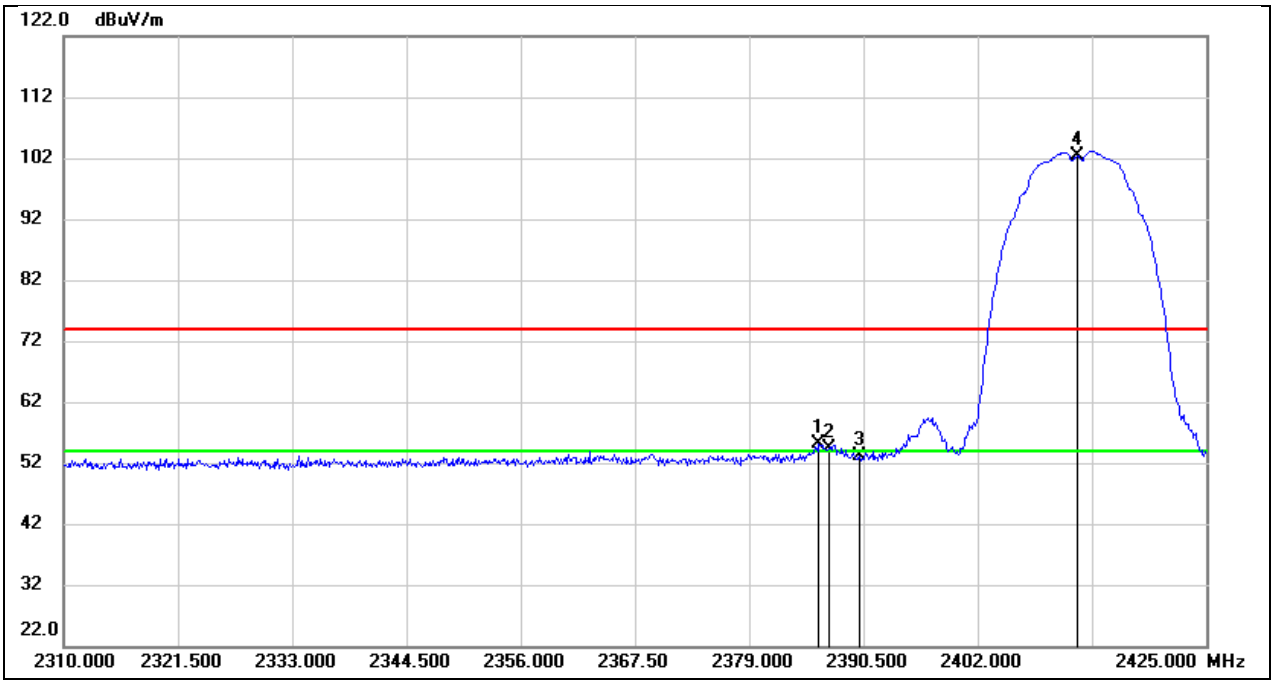

No.	Frequency (MHz)	Reading (dBuV)	Correct (dB/m)	Result (dBuV/m)	Limit (dBuV/m)	Margin (dB)	Remark
1	2386.015	22.49	32.53	55.02	74.00	-18.98	peak
2	2387.015	21.81	32.55	54.36	74.00	-19.64	peak
3	2390.000	20.58	32.55	53.13	74.00	-20.87	peak
4	2412.000	69.68	32.62	102.30	/	/	Fundamental

This report shall not be reproduced except in full, without the written approval of UL Verification Services (Guangzhou) Co., Ltd, Song Shan Lake Branch.

Test Mode:	802.11b AV	Frequency(MHz):	2412
Polarity:	Vertical	Test Voltage:	AC 240V 60Hz

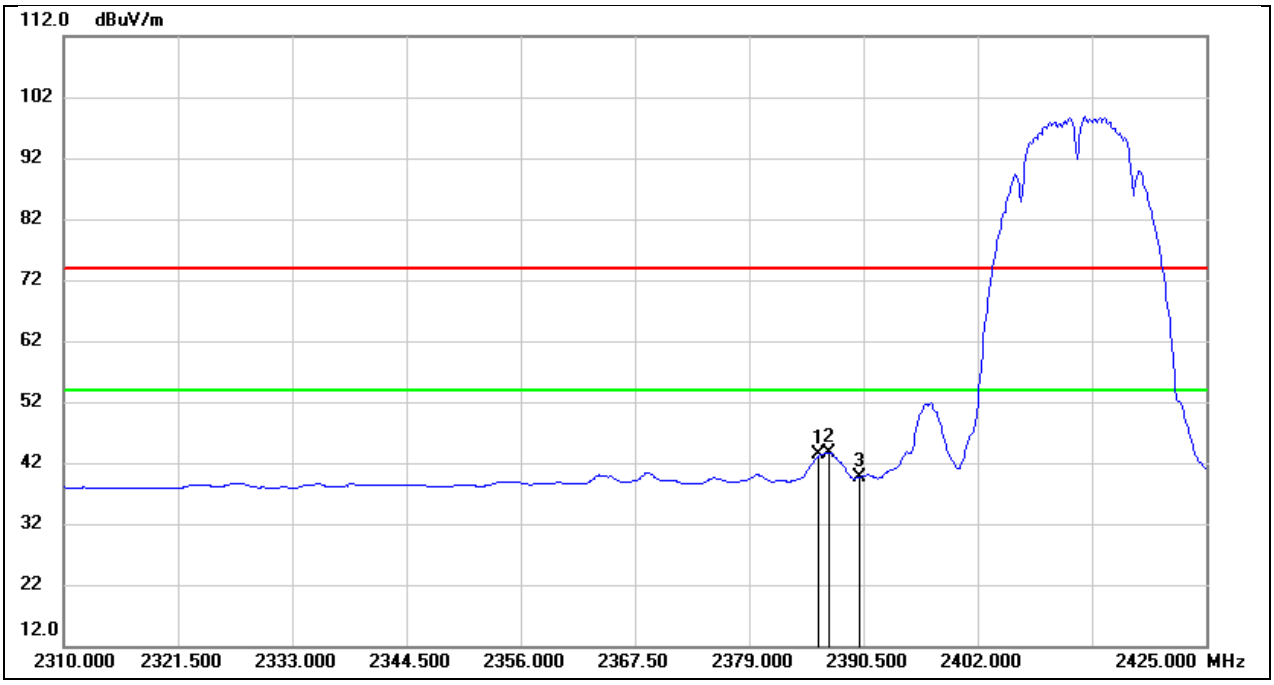

No.	Frequency (MHz)	Reading (dBuV)	Correct (dB/m)	Result (dBuV/m)	Limit (dBuV/m)	Margin (dB)	Remark
1	2386.015	10.78	32.53	43.31	54.00	-10.69	AVG
2	2387.050	11.11	32.55	43.66	54.00	-10.34	AVG
3	2390.000	7.06	32.55	39.61	54.00	-14.39	AVG

This report shall not be reproduced except in full, without the written approval of UL Verification Services (Guangzhou) Co., Ltd, Song Shan Lake Branch.

Test Mode:	802.11b PK	Frequency(MHz):	2462
Polarity:	Horizontal	Test Voltage:	AC 240V 60Hz

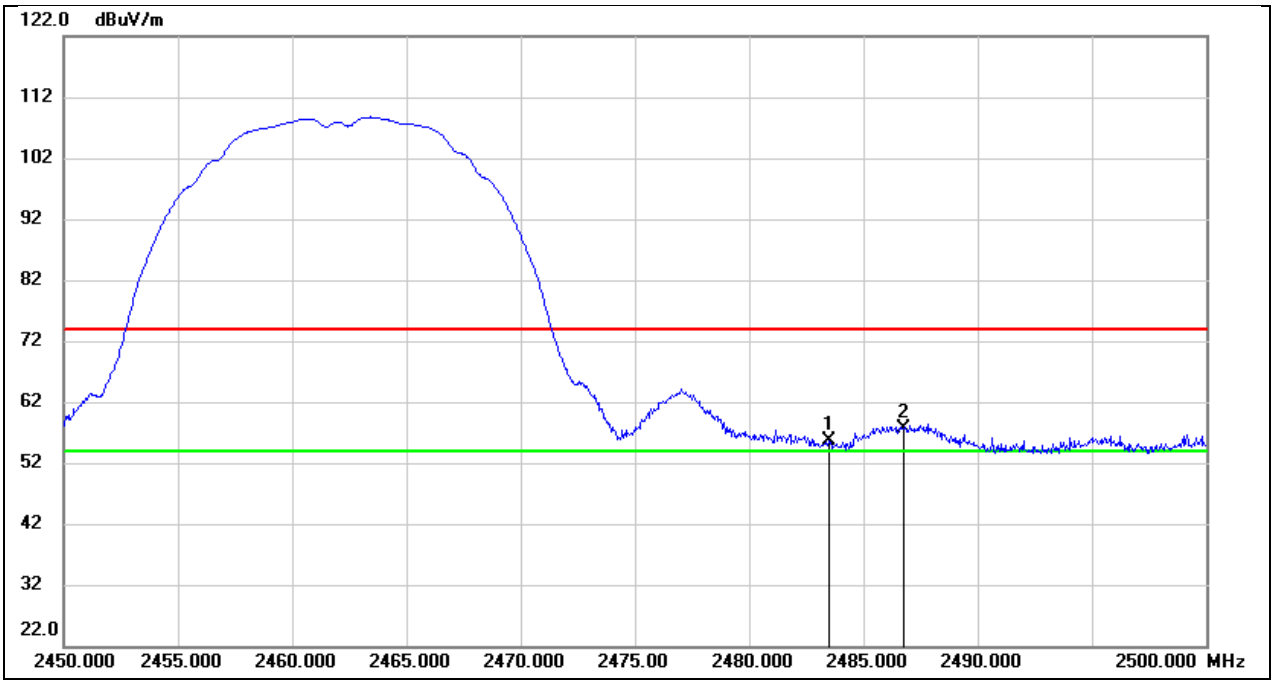

No.	Frequency (MHz)	Reading (dBuV)	Correct (dB/m)	Result (dBuV/m)	Limit (dBuV/m)	Margin (dB)	Remark
1	2483.500	23.55	32.00	55.55	74.00	-18.45	peak
2	2486.750	25.64	32.00	57.64	74.00	-16.36	peak

This report shall not be reproduced except in full, without the written approval of UL Verification Services (Guangzhou) Co., Ltd, Song Shan Lake Branch.

Test Mode:	802.11b AV	Frequency(MHz):	2462
Polarity:	Horizontal	Test Voltage:	AC 240V 60Hz

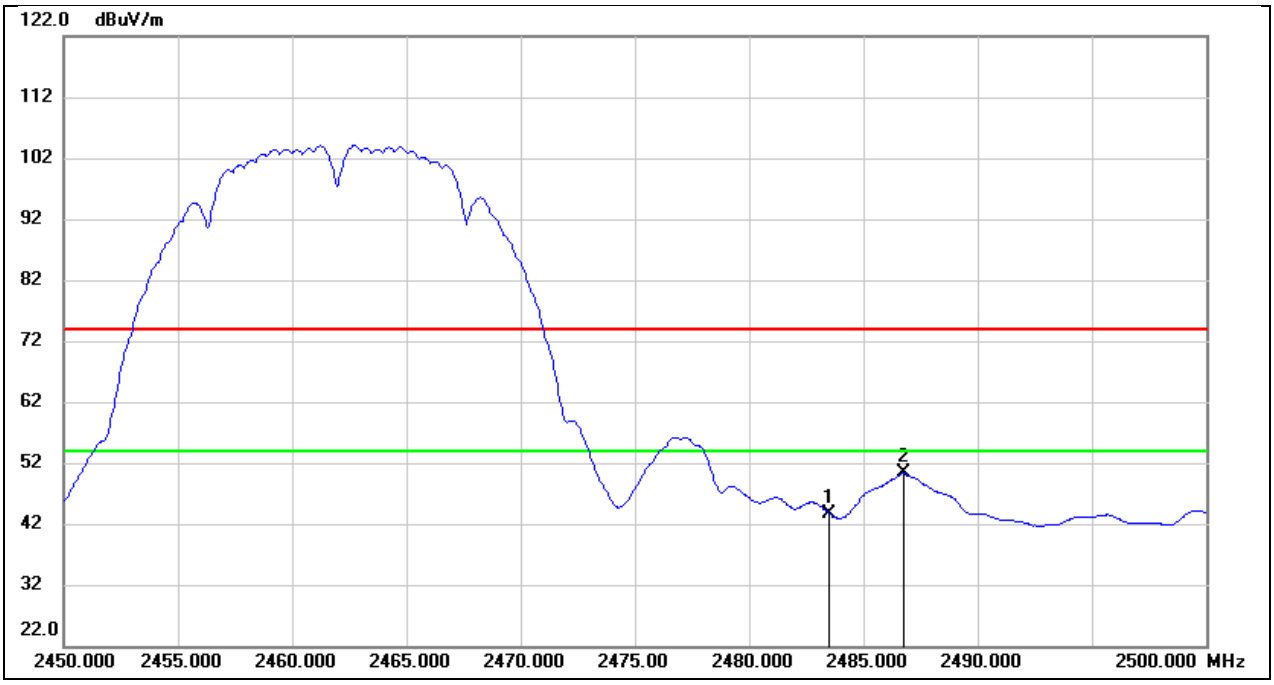

No.	Frequency (MHz)	Reading (dBuV)	Correct (dB/m)	Result (dBuV/m)	Limit (dBuV/m)	Margin (dB)	Remark
1	2483.500	11.73	32.00	43.73	54.00	-10.27	AVG
2	2486.750	18.29	32.00	50.29	54.00	-3.71	AVG

This report shall not be reproduced except in full, without the written approval of UL Verification Services (Guangzhou) Co., Ltd, Song Shan Lake Branch.

Test Mode:	802.11g PK	Frequency(MHz):	2412
Polarity:	Horizontal	Test Voltage:	AC 240V 60Hz

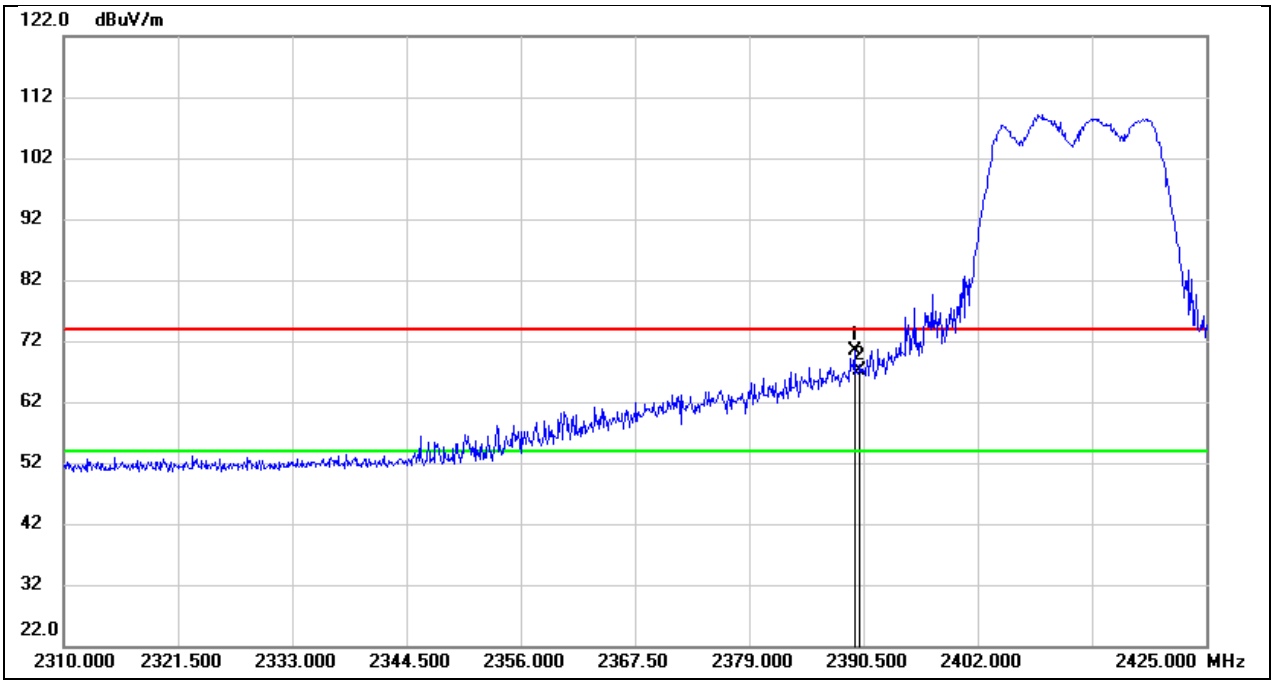

No.	Frequency (MHz)	Reading (dBuV)	Correct (dB/m)	Result (dBuV/m)	Limit (dBuV/m)	Margin (dB)	Remark
1	2389.580	38.60	31.73	70.33	74.00	-3.67	peak
2	2390.000	35.52	31.73	67.25	74.00	-6.75	peak

This report shall not be reproduced except in full, without the written approval of UL Verification Services (Guangzhou) Co., Ltd, Song Shan Lake Branch.

Test Mode:	802.11g AV	Frequency(MHz):	2412
Polarity:	Horizontal	Test Voltage:	AC 240V 60Hz

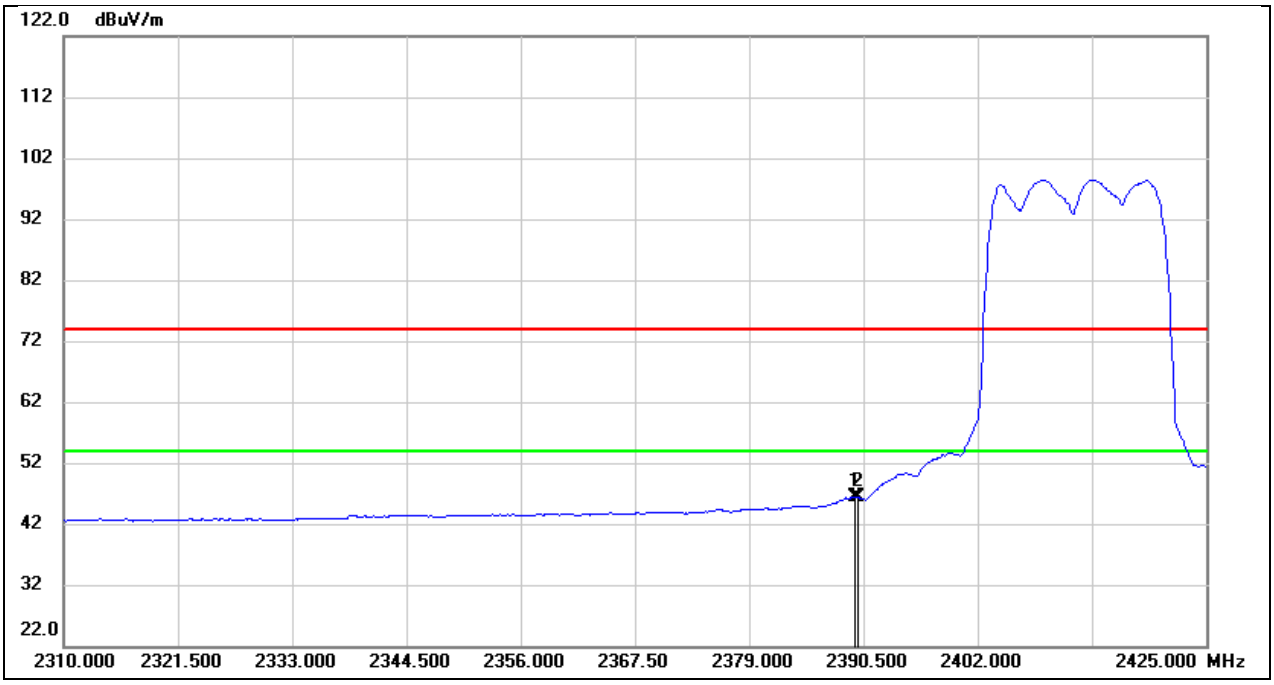

No.	Frequency (MHz)	Reading (dBuV)	Correct (dB/m)	Result (dBuV/m)	Limit (dBuV/m)	Margin (dB)	Remark
1	2389.580	14.63	31.73	46.36	54.00	-7.64	AVG
2	2390.000	14.54	31.73	46.27	54.00	-7.73	AVG

This report shall not be reproduced except in full, without the written approval of UL Verification Services (Guangzhou) Co., Ltd, Song Shan Lake Branch.

Test Mode:	802.11g PK	Frequency(MHz):	2462
Polarity:	Horizontal	Test Voltage:	AC 240V 60Hz

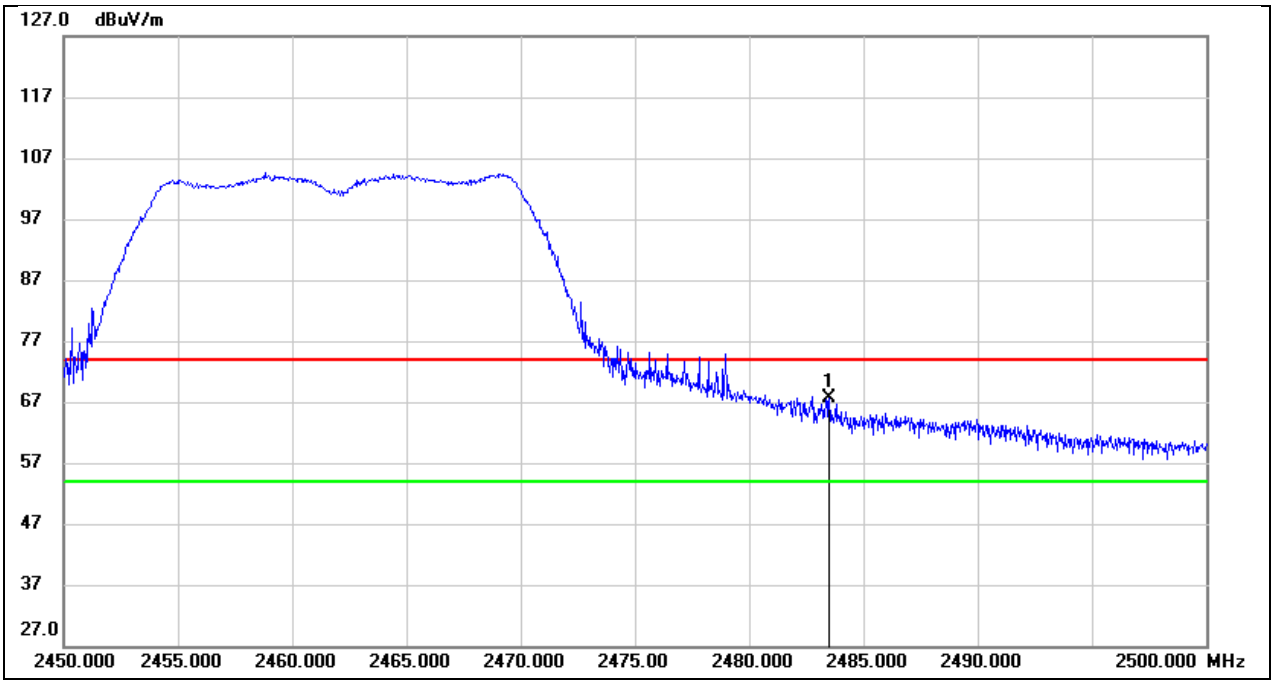

No.	Frequency (MHz)	Reading (dBuV)	Correct (dB/m)	Result (dBuV/m)	Limit (dBuV/m)	Margin (dB)	Remark
1	2483.500	35.58	32.00	67.58	74.00	-6.42	peak

This report shall not be reproduced except in full, without the written approval of UL Verification Services (Guangzhou) Co., Ltd, Song Shan Lake Branch.

Test Mode:	802.11g AV	Frequency(MHz):	2462
Polarity:	Horizontal	Test Voltage:	AC 240V 60Hz

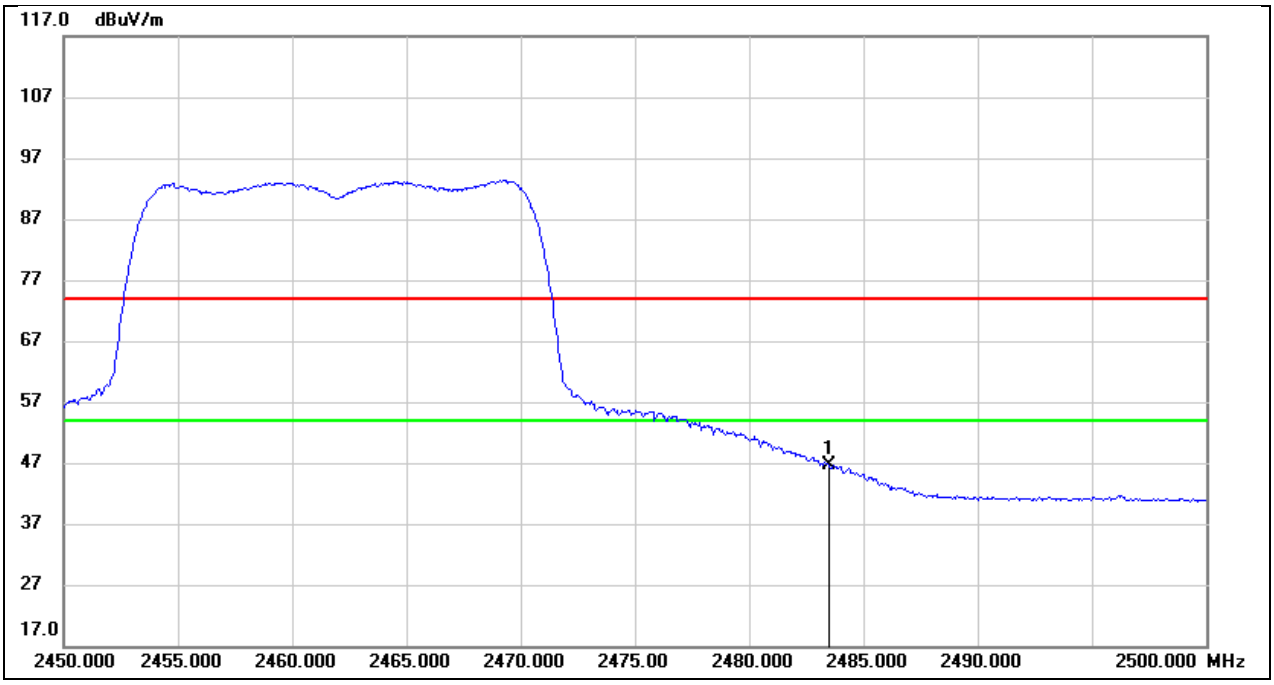

No.	Frequency (MHz)	Reading (dBuV)	Correct (dB/m)	Result (dBuV/m)	Limit (dBuV/m)	Margin (dB)	Remark
1	2483.500	14.73	32.00	46.73	54.00	-7.27	AVG

This report shall not be reproduced except in full, without the written approval of UL Verification Services (Guangzhou) Co., Ltd, Song Shan Lake Branch.

Test Mode:	802.11n HT20 PK	Frequency(MHz):	2412
Polarity:	Horizontal	Test Voltage:	AC 240V 60Hz

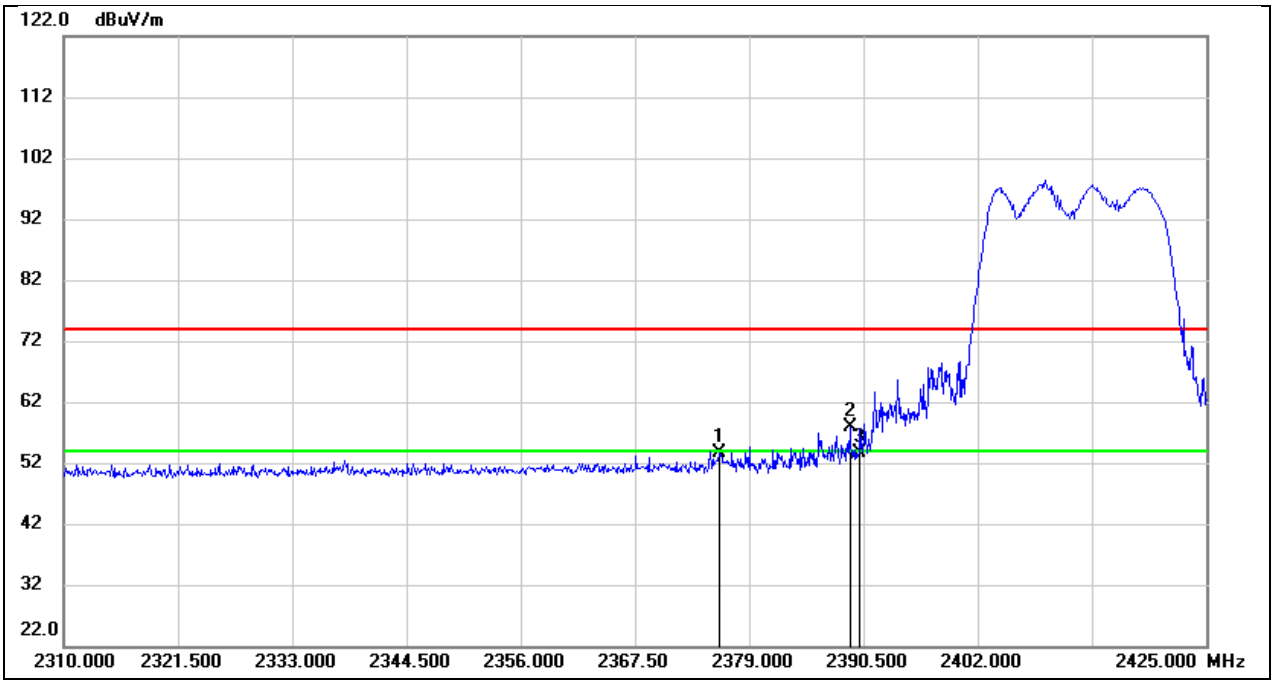

No.	Frequency (MHz)	Reading (dBuV)	Correct (dB/m)	Result (dBuV/m)	Limit (dBuV/m)	Margin (dB)	Remark
1	2376.010	21.83	31.68	53.51	74.00	-20.49	peak
2	2389.120	26.11	31.73	57.84	74.00	-16.16	peak
3	2390.000	21.93	31.73	53.66	74.00	-20.34	peak

This report shall not be reproduced except in full, without the written approval of UL Verification Services (Guangzhou) Co., Ltd, Song Shan Lake Branch.

Test Mode:	802.11n HT20 AV	Frequency(MHz):	2412
Polarity:	Horizontal	Test Voltage:	AC 240V 60Hz

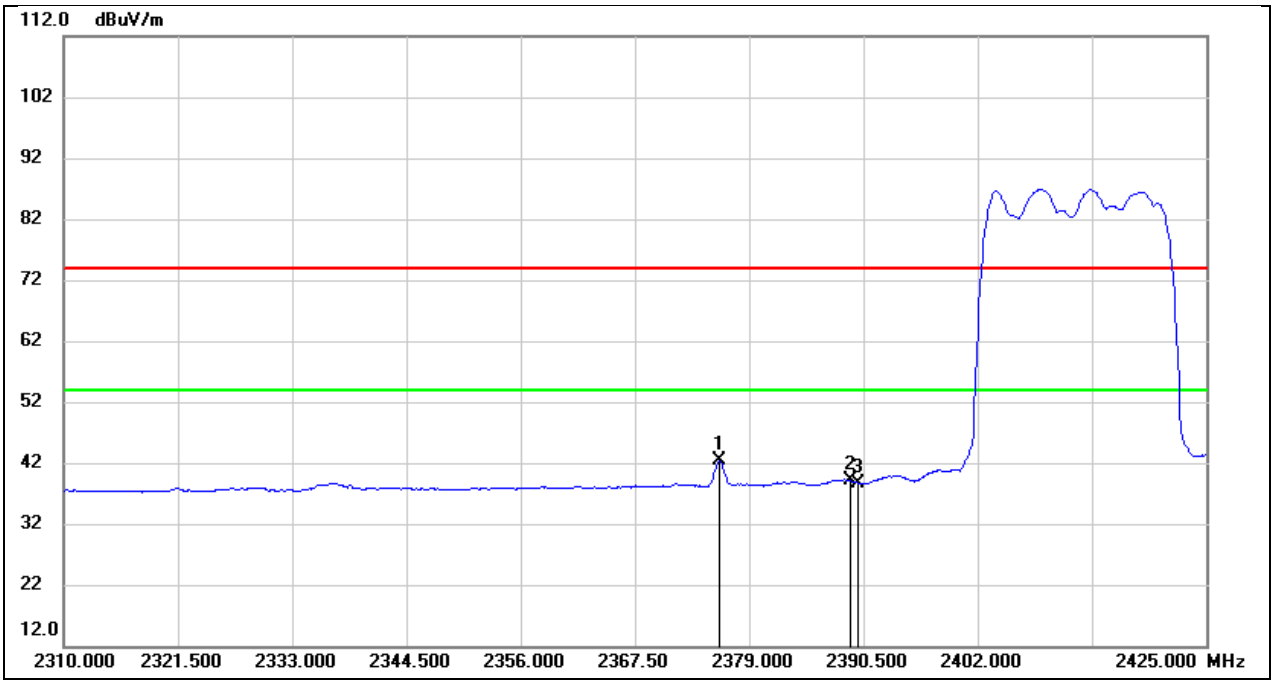

No.	Frequency (MHz)	Reading (dBuV)	Correct (dB/m)	Result (dBuV/m)	Limit (dBuV/m)	Margin (dB)	Remark
1	2376.010	10.59	31.68	42.27	54.00	-11.73	AVG
2	2389.120	7.35	31.73	39.08	54.00	-14.92	AVG
3	2390.000	6.90	31.73	38.63	54.00	-15.37	AVG

This report shall not be reproduced except in full, without the written approval of UL Verification Services (Guangzhou) Co., Ltd, Song Shan Lake Branch.

Test Mode:	802.11n HT20 PK	Frequency(MHz):	2462
Polarity:	Horizontal	Test Voltage:	AC 240V 60Hz

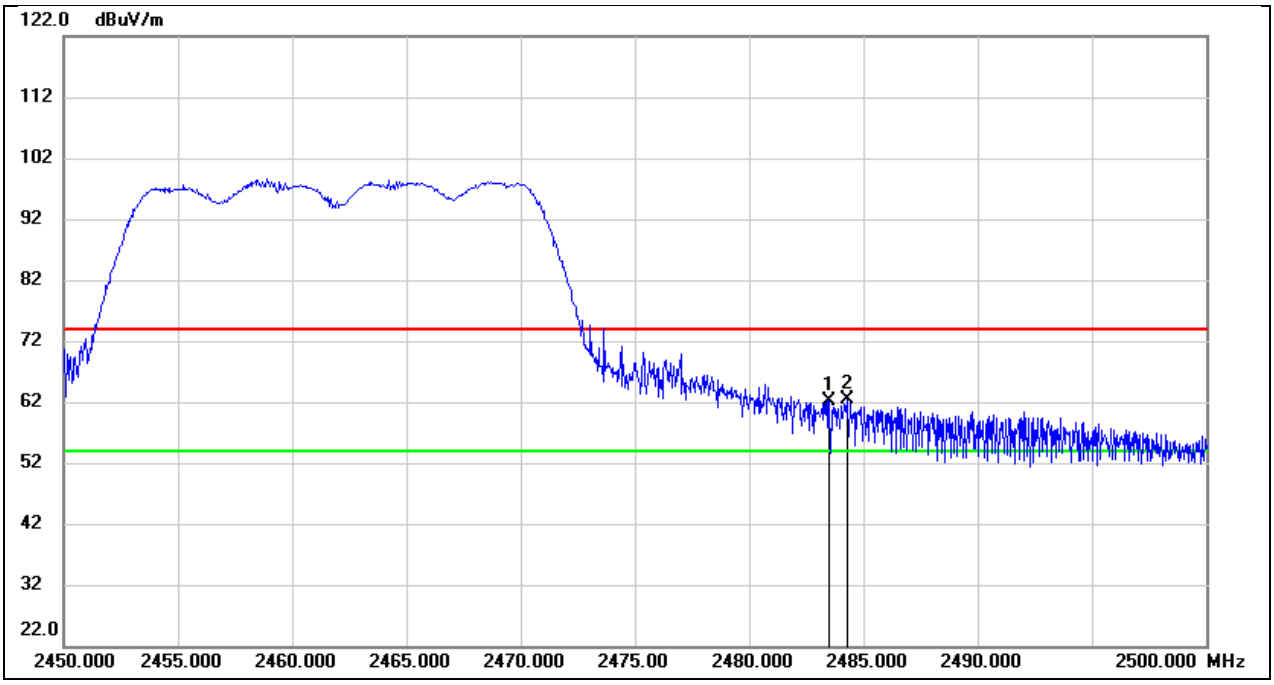

No.	Frequency (MHz)	Reading (dBuV)	Correct (dB/m)	Result (dBuV/m)	Limit (dBuV/m)	Margin (dB)	Remark
1	2483.500	30.16	32.00	62.16	74.00	-11.84	peak
2	2484.300	30.30	32.00	62.30	74.00	-11.70	peak

This report shall not be reproduced except in full, without the written approval of UL Verification Services (Guangzhou) Co., Ltd, Song Shan Lake Branch.

Test Mode:	802.11n HT20 AV	Frequency(MHz):	2462
Polarity:	Horizontal	Test Voltage:	AC 240V 60Hz

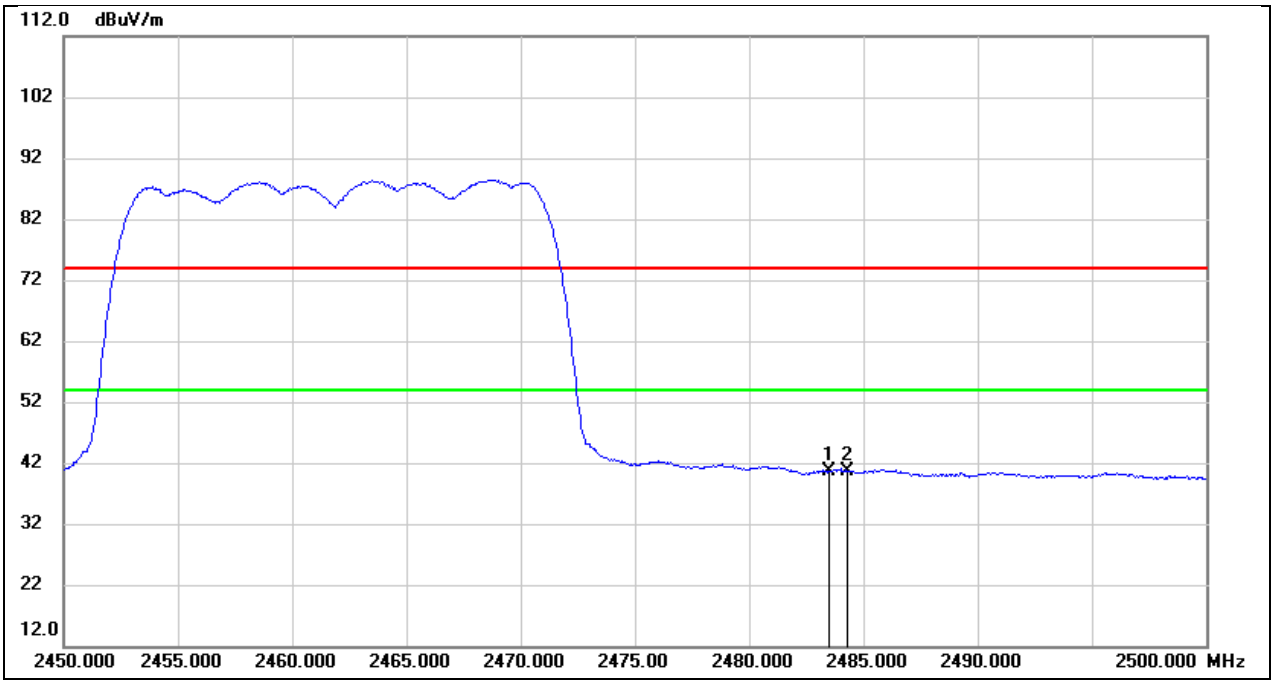

No.	Frequency (MHz)	Reading (dBuV)	Correct (dB/m)	Result (dBuV/m)	Limit (dBuV/m)	Margin (dB)	Remark
1	2483.500	8.75	32.00	40.75	54.00	-13.25	AVG
2	2484.300	8.60	32.00	40.60	54.00	-13.40	AVG

This report shall not be reproduced except in full, without the written approval of UL Verification Services (Guangzhou) Co., Ltd, Song Shan Lake Branch.

Test Mode:	802.11n HT40 PK	Frequency(MHz):	2422
Polarity:	Horizontal	Test Voltage:	AC 240V 60Hz

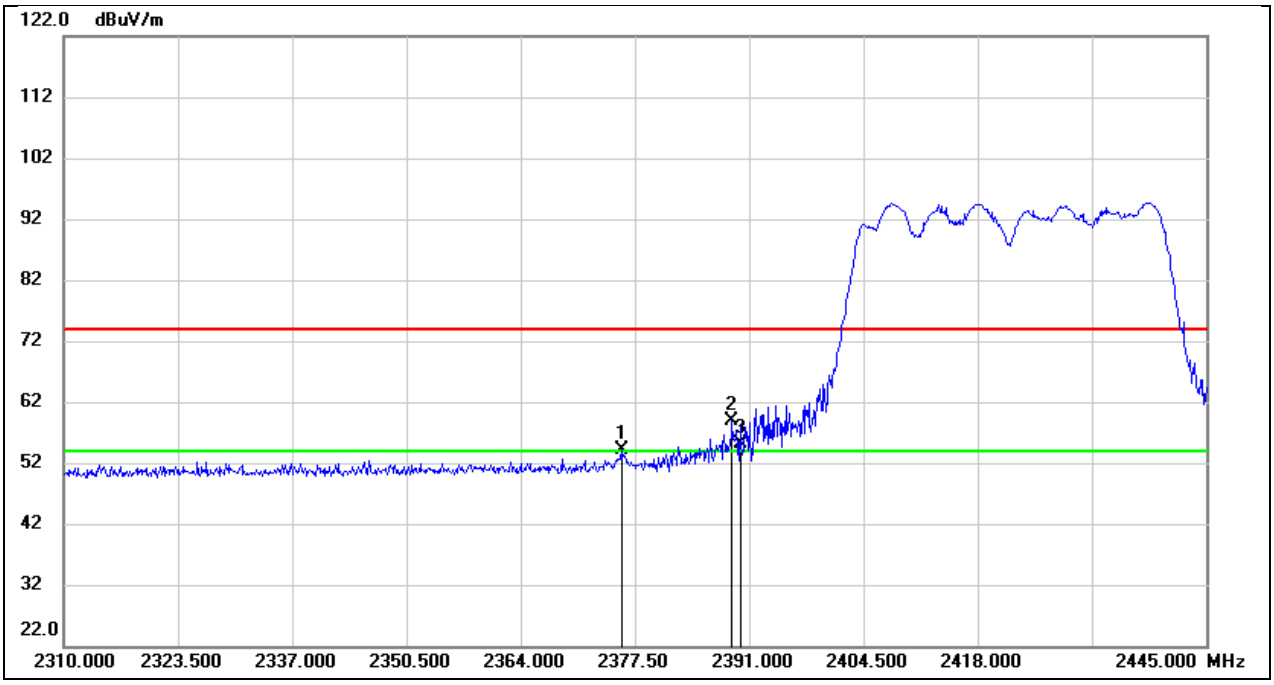

No.	Frequency (MHz)	Reading (dBuV)	Correct (dB/m)	Result (dBuV/m)	Limit (dBuV/m)	Margin (dB)	Remark
1	2375.880	22.34	31.68	54.02	74.00	-19.98	peak
2	2388.975	27.08	31.73	58.81	74.00	-15.19	peak
3	2390.000	23.43	31.73	55.16	74.00	-18.84	peak

This report shall not be reproduced except in full, without the written approval of UL Verification Services (Guangzhou) Co., Ltd, Song Shan Lake Branch.

Test Mode:	802.11n HT40 AV	Frequency(MHz):	2422
Polarity:	Horizontal	Test Voltage:	AC 240V 60Hz

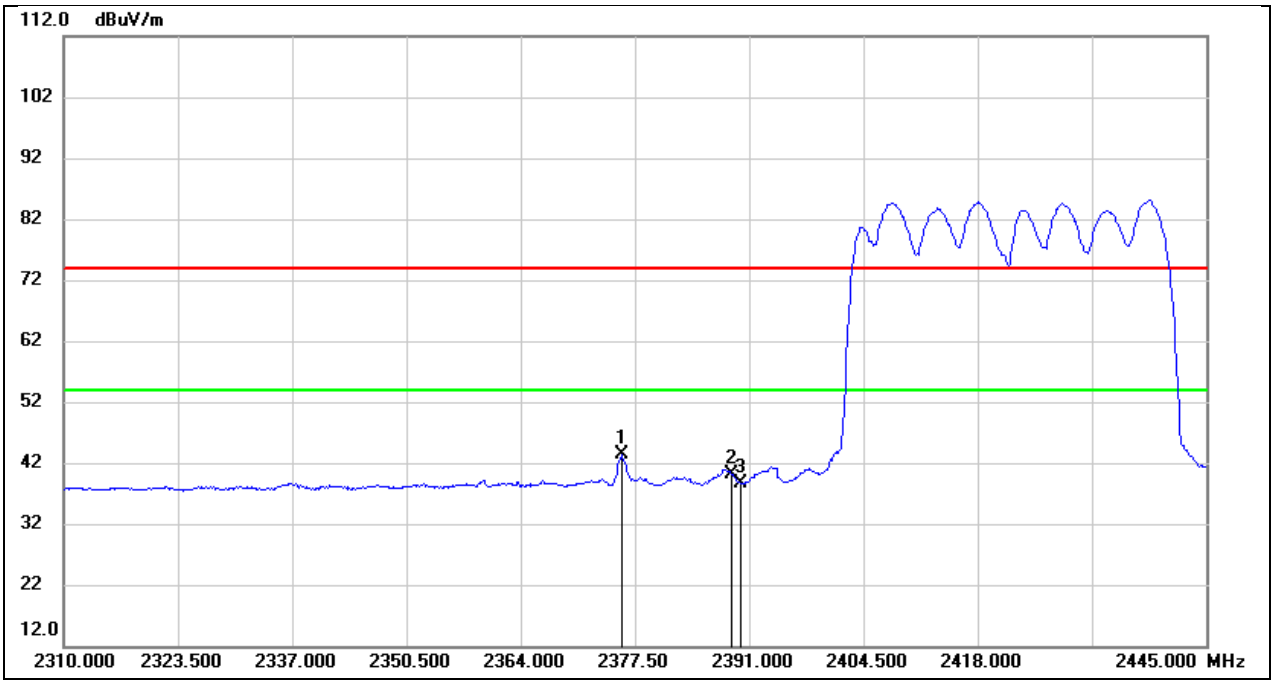

No.	Frequency (MHz)	Reading (dBuV)	Correct (dB/m)	Result (dBuV/m)	Limit (dBuV/m)	Margin (dB)	Remark
1	2375.880	11.65	31.68	43.33	54.00	-10.67	AVG
2	2388.975	8.40	31.73	40.13	54.00	-13.87	AVG
3	2390.000	7.00	31.73	38.73	54.00	-15.27	AVG

This report shall not be reproduced except in full, without the written approval of UL Verification Services (Guangzhou) Co., Ltd, Song Shan Lake Branch.

Test Mode:	802.11n HT40 PK	Frequency(MHz):	2452
Polarity:	Horizontal	Test Voltage:	AC 240V 60Hz

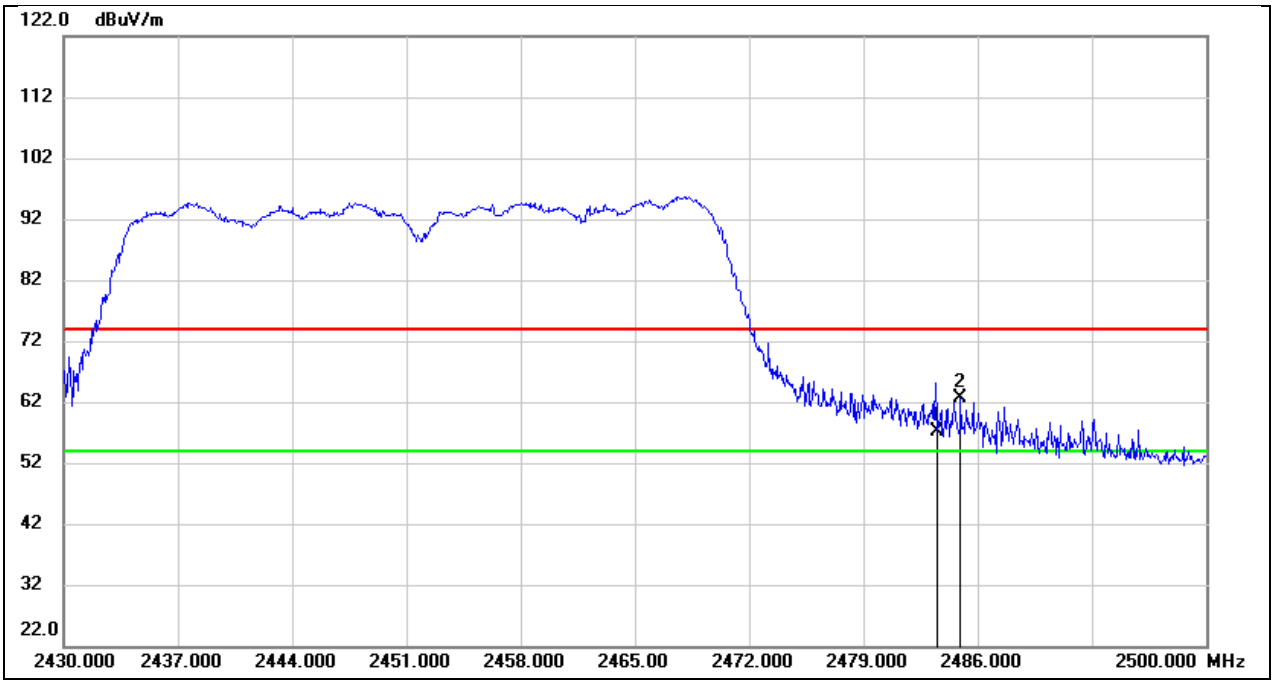

No.	Frequency (MHz)	Reading (dBuV)	Correct (dB/m)	Result (dBuV/m)	Limit (dBuV/m)	Margin (dB)	Remark
1	2483.500	25.15	32.00	57.15	74.00	-16.85	peak
2	2484.950	30.57	32.00	62.57	74.00	-11.43	peak

This report shall not be reproduced except in full, without the written approval of UL Verification Services (Guangzhou) Co., Ltd, Song Shan Lake Branch.

Test Mode:	802.11n HT40 AV	Frequency(MHz):	2452
Polarity:	Horizontal	Test Voltage:	AC 240V 60Hz

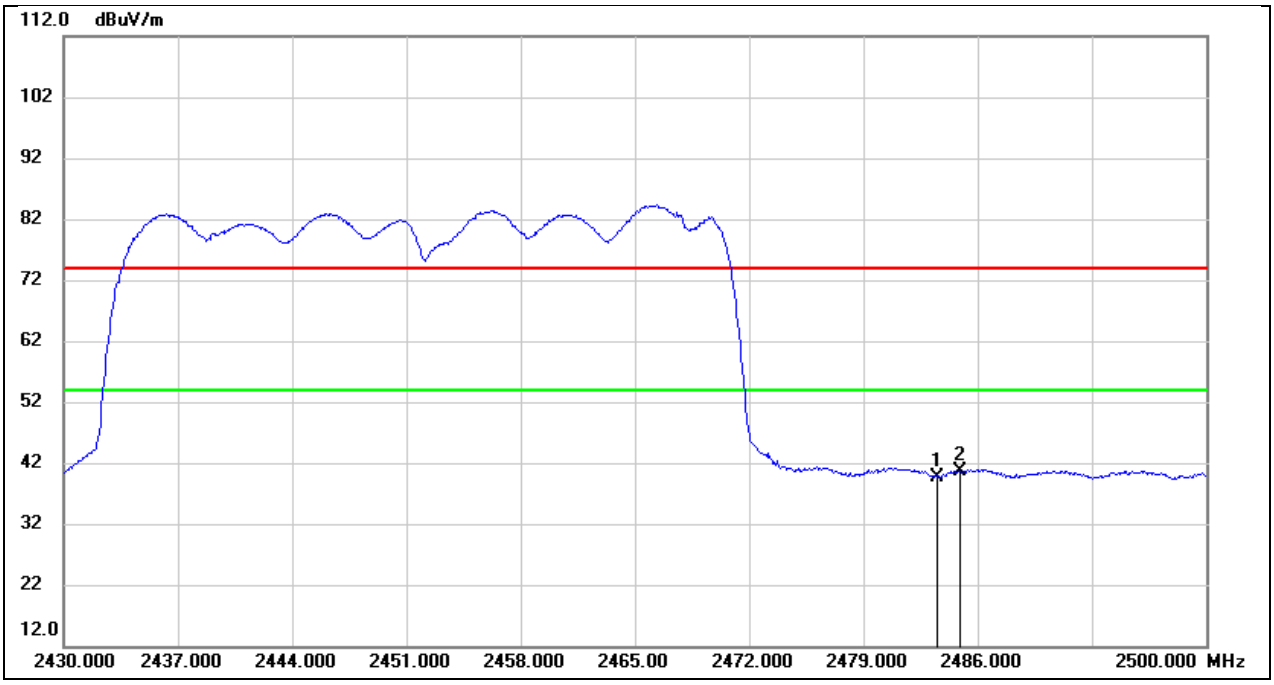

No.	Frequency (MHz)	Reading (dBuV)	Correct (dB/m)	Result (dBuV/m)	Limit (dBuV/m)	Margin (dB)	Remark
1	2483.500	7.73	32.00	39.73	54.00	-14.27	AVG
2	2484.950	8.58	32.00	40.58	54.00	-13.42	AVG

This report shall not be reproduced except in full, without the written approval of UL Verification Services (Guangzhou) Co., Ltd, Song Shan Lake Branch.

8.2. SPURIOUS EMISSIONS(1 GHZ~3 GHZ)

Test Mode:	802.11b	Frequency(MHz):	2412
Polarity:	Horizontal	Test Voltage:	AC 240V 60Hz

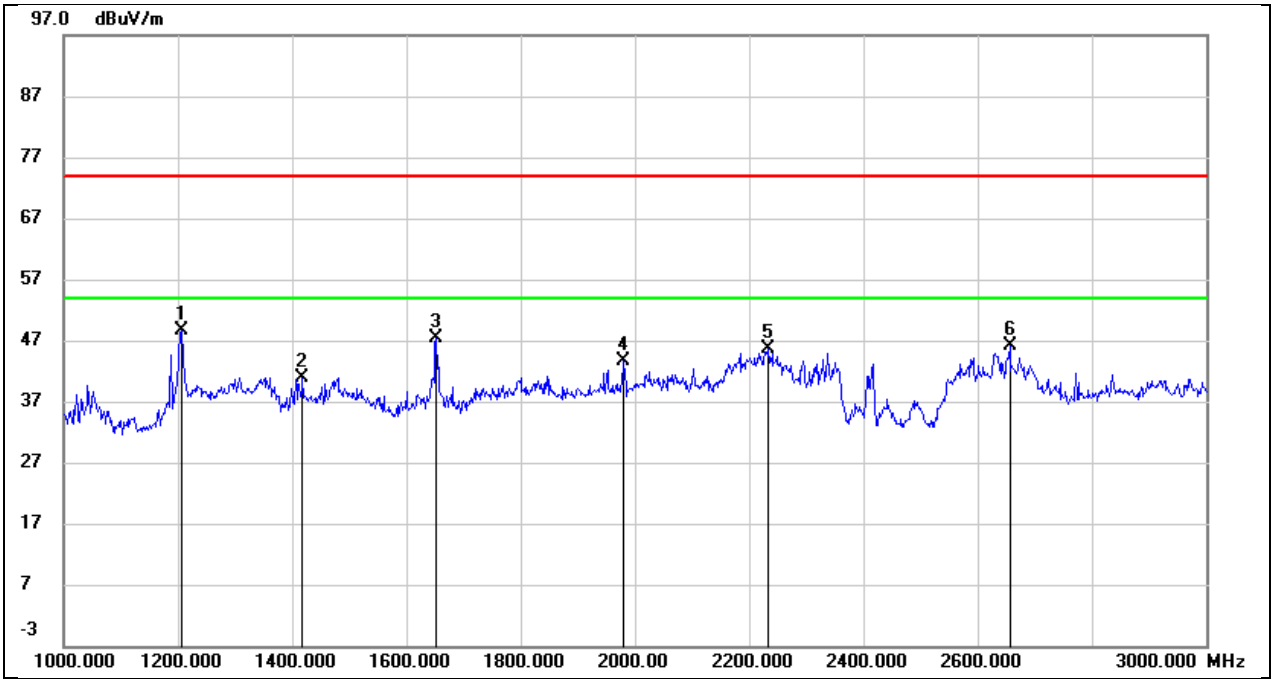

No.	Frequency (MHz)	Reading (dBuV)	Correct (dB/m)	Result (dBuV/m)	Limit (dBuV/m)	Margin (dB)	Remark
1	1206.000	61.98	-13.44	48.54	74.00	-25.46	peak
2	1418.000	53.33	-12.36	40.97	74.00	-33.03	peak
3	1652.000	58.50	-11.02	47.48	74.00	-26.52	peak
4	1980.000	53.83	-10.08	43.75	74.00	-30.25	peak
5	2234.000	54.73	-9.21	45.52	74.00	-28.48	peak
6	2656.000	53.74	-7.52	46.22	74.00	-27.78	peak

This report shall not be reproduced except in full, without the written approval of UL Verification Services (Guangzhou) Co., Ltd, Song Shan Lake Branch.

Test Mode:	802.11b	Frequency(MHz):	2412
Polarity:	Vertical	Test Voltage:	AC 240V 60Hz

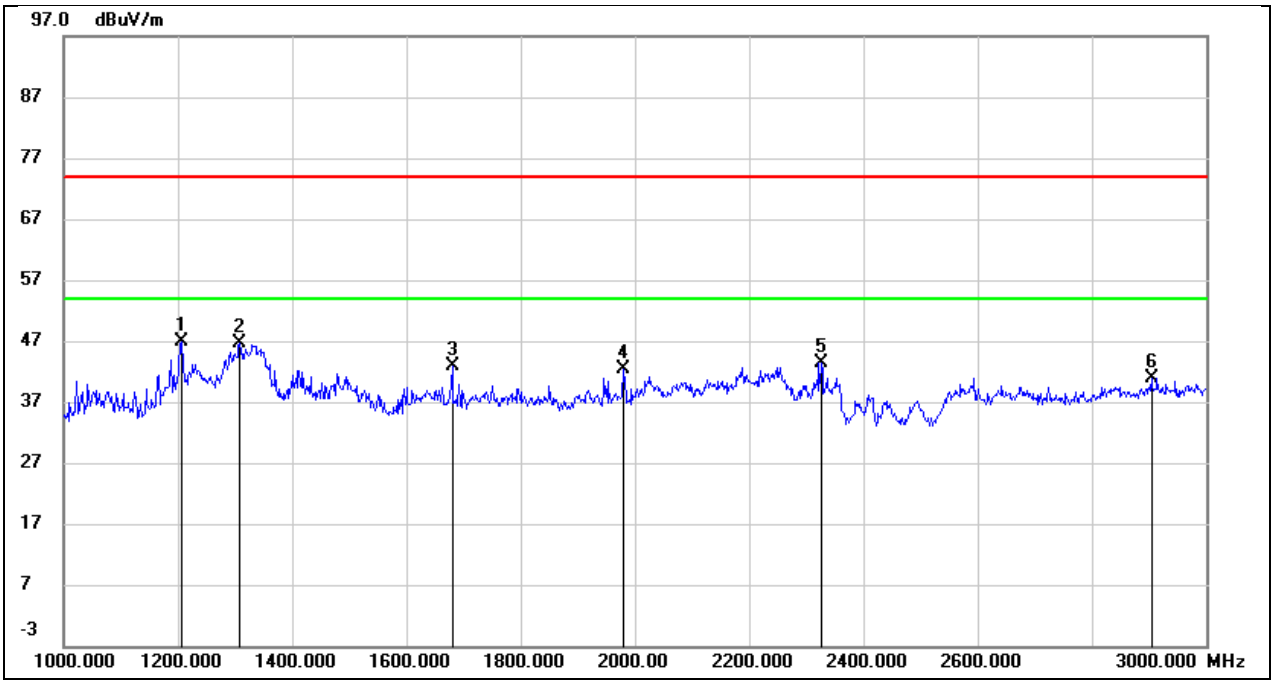

No.	Frequency (MHz)	Reading (dBuV)	Correct (dB/m)	Result (dBuV/m)	Limit (dBuV/m)	Margin (dB)	Remark
1	1206.000	59.76	-12.99	46.77	74.00	-27.23	peak
2	1308.000	59.21	-12.60	46.61	74.00	-27.39	peak
3	1680.000	53.30	-10.42	42.88	74.00	-31.12	peak
4	1980.000	51.70	-9.22	42.48	74.00	-31.52	peak
5	2326.000	51.36	-8.03	43.33	74.00	-30.67	peak
6	2904.000	46.23	-5.25	40.98	74.00	-33.02	peak

This report shall not be reproduced except in full, without the written approval of UL Verification Services (Guangzhou) Co., Ltd, Song Shan Lake Branch.

Test Mode:	802.11b	Frequency(MHz):	2437
Polarity:	Horizontal	Test Voltage:	AC 240V 60Hz

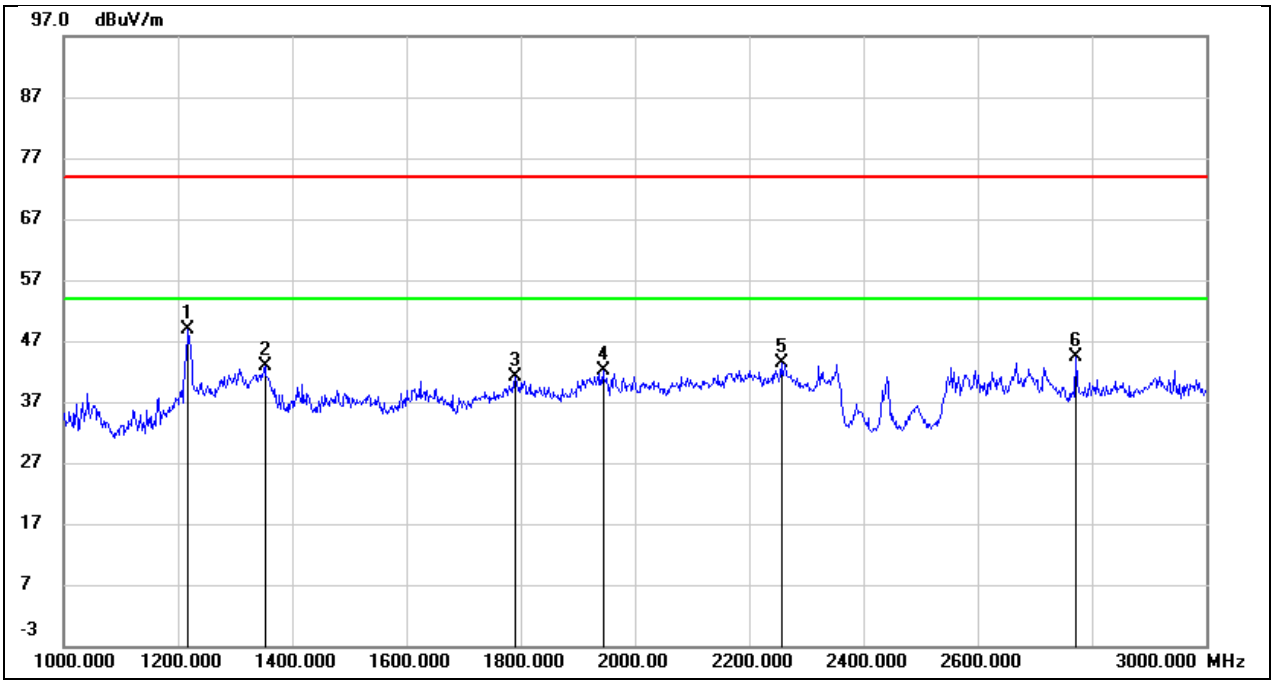

No.	Frequency (MHz)	Reading (dBuV)	Correct (dB/m)	Result (dBuV/m)	Limit (dBuV/m)	Margin (dB)	Remark
1	1218.000	62.34	-13.39	48.95	74.00	-25.05	peak
2	1352.000	55.51	-12.70	42.81	74.00	-31.19	peak
3	1790.000	51.25	-10.03	41.22	74.00	-32.78	peak
4	1944.000	52.09	-10.06	42.03	74.00	-31.97	peak
5	2256.000	52.54	-9.14	43.40	74.00	-30.60	peak
6	2772.000	51.50	-7.04	44.46	74.00	-29.54	peak

This report shall not be reproduced except in full, without the written approval of UL Verification Services (Guangzhou) Co., Ltd, Song Shan Lake Branch.

Test Mode:	802.11b	Frequency(MHz):	2437
Polarity:	Vertical	Test Voltage:	AC 240V 60Hz

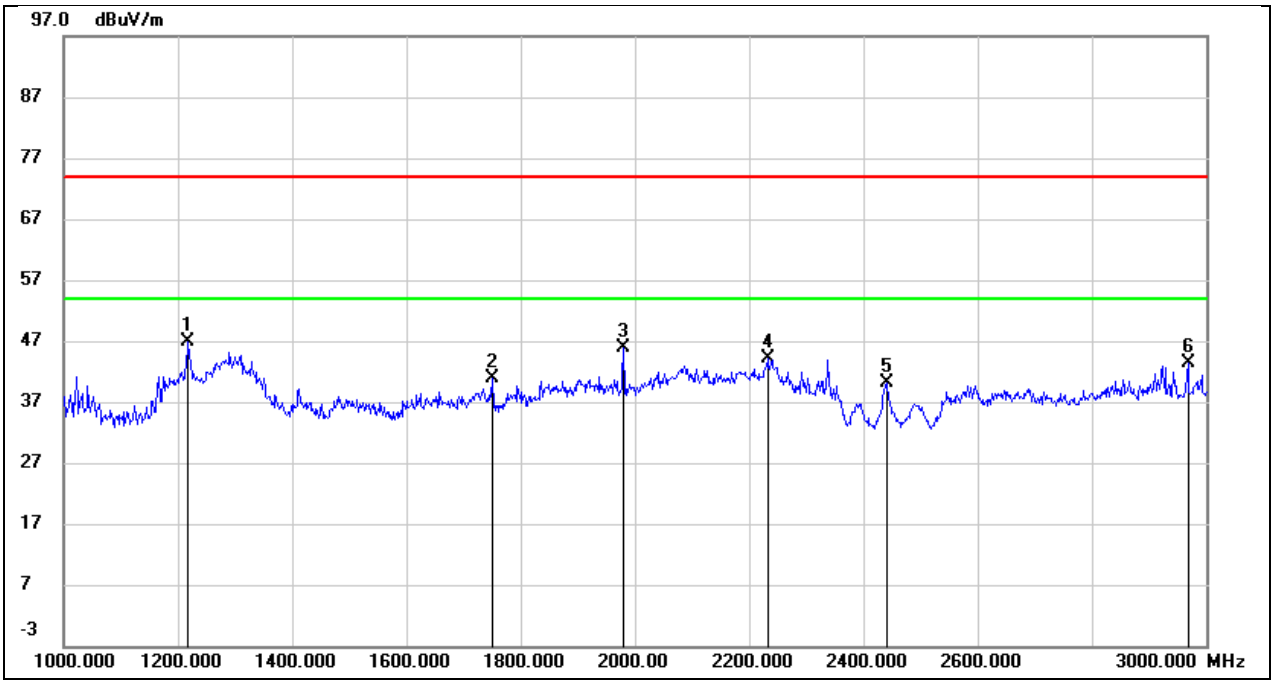

No.	Frequency (MHz)	Reading (dBuV)	Correct (dB/m)	Result (dBuV/m)	Limit (dBuV/m)	Margin (dB)	Remark
1	1218.000	59.81	-12.95	46.86	74.00	-27.14	peak
2	1750.000	50.63	-9.82	40.81	74.00	-33.19	peak
3	1980.000	55.01	-9.22	45.79	74.00	-28.21	peak
4	2232.000	52.50	-8.36	44.14	74.00	-29.86	peak
5	2437.000	47.73	-7.61	40.12	/	/	Fundamental
6	2968.000	48.25	-4.89	43.36	74.00	-30.64	peak

This report shall not be reproduced except in full, without the written approval of UL Verification Services (Guangzhou) Co., Ltd, Song Shan Lake Branch.

Test Mode:	802.11b	Frequency(MHz):	2462
Polarity:	Horizontal	Test Voltage:	AC 240V 60Hz

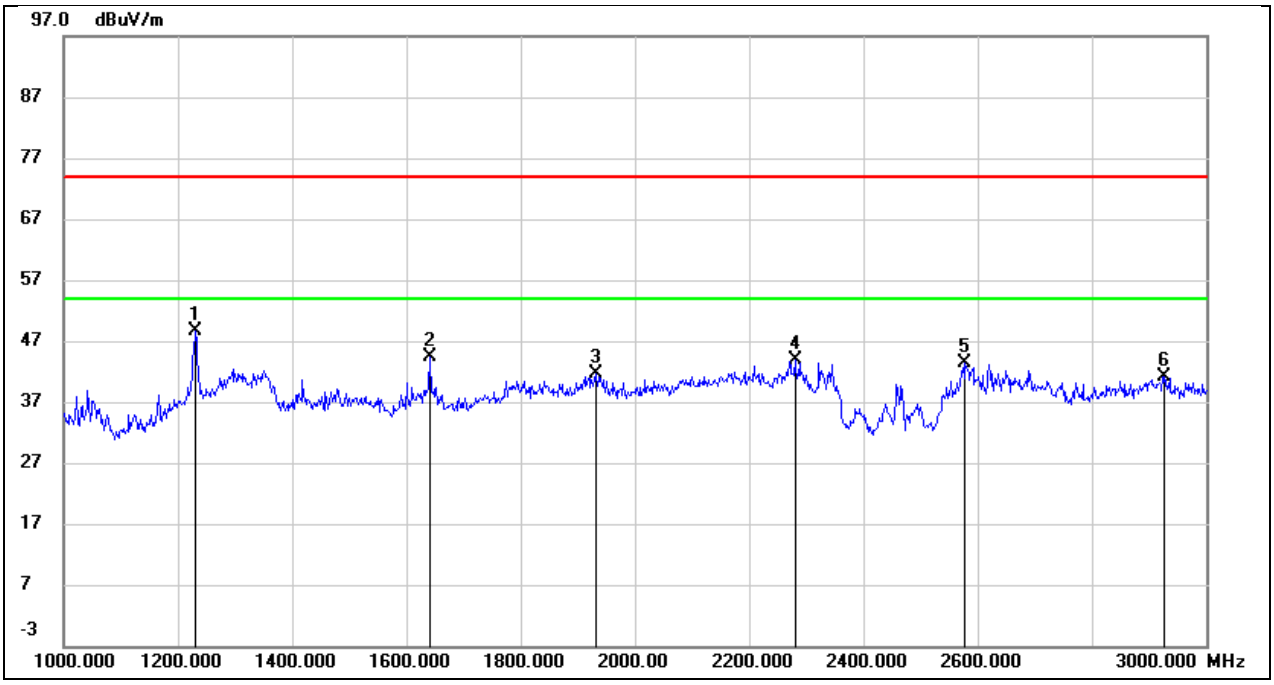

No.	Frequency (MHz)	Reading (dBuV)	Correct (dB/m)	Result (dBuV/m)	Limit (dBuV/m)	Margin (dB)	Remark
1	1230.000	61.89	-13.31	48.58	74.00	-25.42	peak
2	1640.000	55.58	-11.09	44.49	74.00	-29.51	peak
3	1932.000	51.64	-10.05	41.59	74.00	-32.41	peak
4	2280.000	52.90	-9.04	43.86	74.00	-30.14	peak
5	2578.000	51.16	-7.86	43.30	74.00	-30.70	peak
6	2926.000	47.44	-6.34	41.10	74.00	-32.90	peak

This report shall not be reproduced except in full, without the written approval of UL Verification Services (Guangzhou) Co., Ltd, Song Shan Lake Branch.

Test Mode:	802.11b	Frequency(MHz):	2462
Polarity:	Vertical	Test Voltage:	AC 240V 60Hz

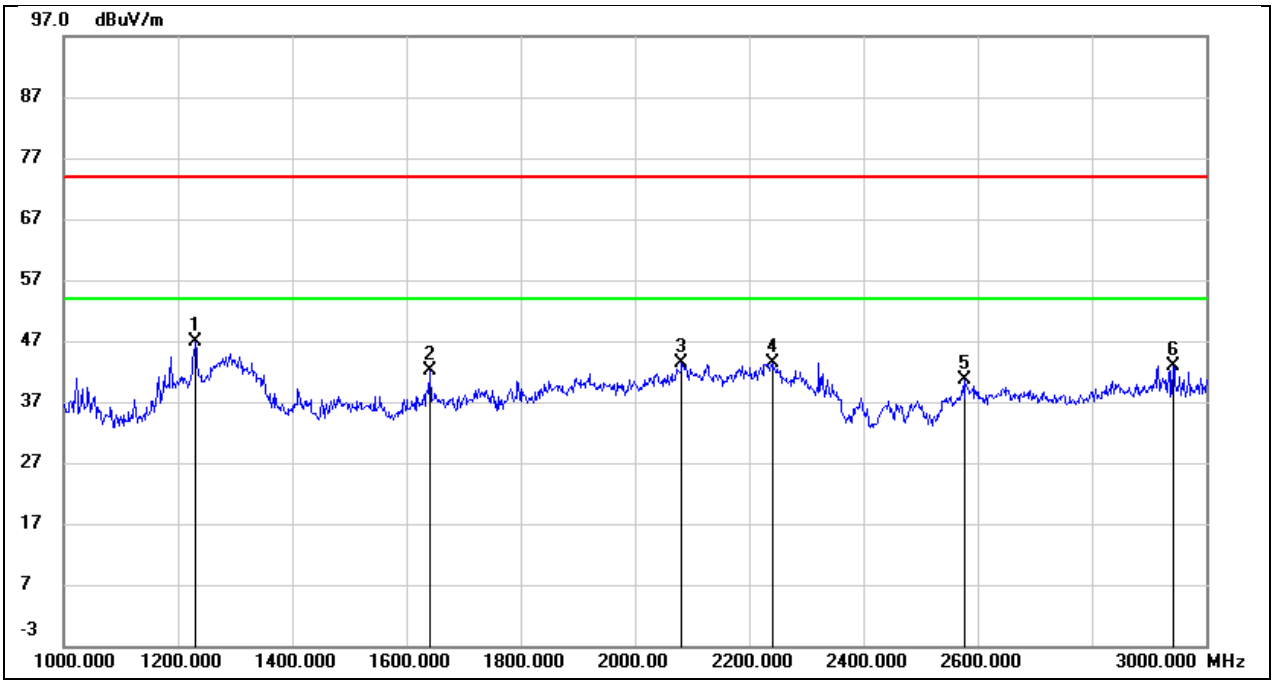

No.	Frequency (MHz)	Reading (dBuV)	Correct (dB/m)	Result (dBuV/m)	Limit (dBuV/m)	Margin (dB)	Remark
1	1230.000	59.80	-12.89	46.91	74.00	-27.09	peak
2	1642.000	52.89	-10.75	42.14	74.00	-31.86	peak
3	2082.000	52.29	-8.90	43.39	74.00	-30.61	peak
4	2240.000	51.79	-8.34	43.45	74.00	-30.55	peak
5	2578.000	47.52	-6.98	40.54	74.00	-33.46	peak
6	2942.000	47.81	-5.03	42.78	74.00	-31.22	peak

This report shall not be reproduced except in full, without the written approval of UL Verification Services (Guangzhou) Co., Ltd, Song Shan Lake Branch.

8.3. SPURIOUS EMISSIONS(3 GHZ~18 GHZ)

Test Mode:	802.11b	Frequency(MHz):	2412
Polarity:	Horizontal	Test Voltage:	AC 240V 60Hz

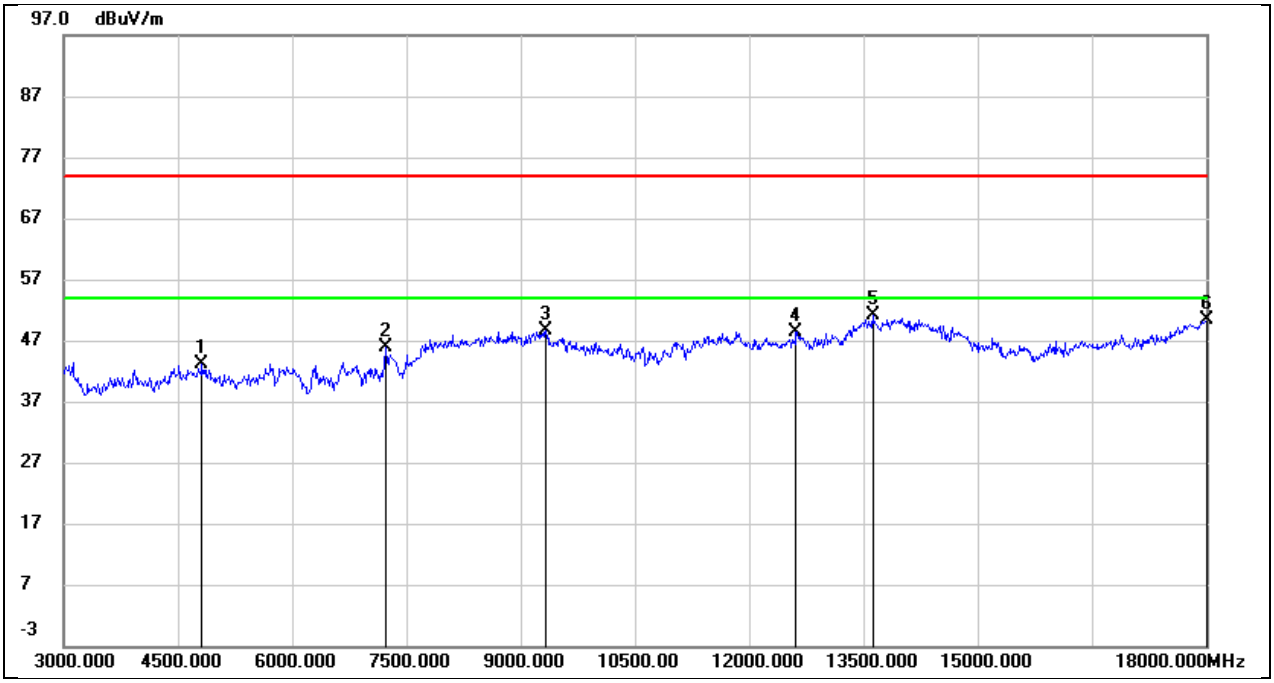

No.	Frequency (MHz)	Reading (dBuV)	Correct (dB/m)	Result (dBuV/m)	Limit (dBuV/m)	Margin (dB)	Remark
1	4815.000	42.72	0.50	43.22	74.00	-30.78	peak
2	7230.000	38.85	6.93	45.78	74.00	-28.22	peak
3	9330.000	37.01	11.65	48.66	74.00	-25.34	peak
4	12615.000	29.31	19.01	48.32	74.00	-25.68	peak
5	13620.000	28.43	22.65	51.08	74.00	-22.92	peak
6	18000.000	20.72	29.64	50.36	74.00	-23.64	peak

This report shall not be reproduced except in full, without the written approval of UL Verification Services (Guangzhou) Co., Ltd, Song Shan Lake Branch.

Test Mode:	802.11b	Frequency(MHz):	2412
Polarity:	Vertical	Test Voltage:	AC 240V 60Hz

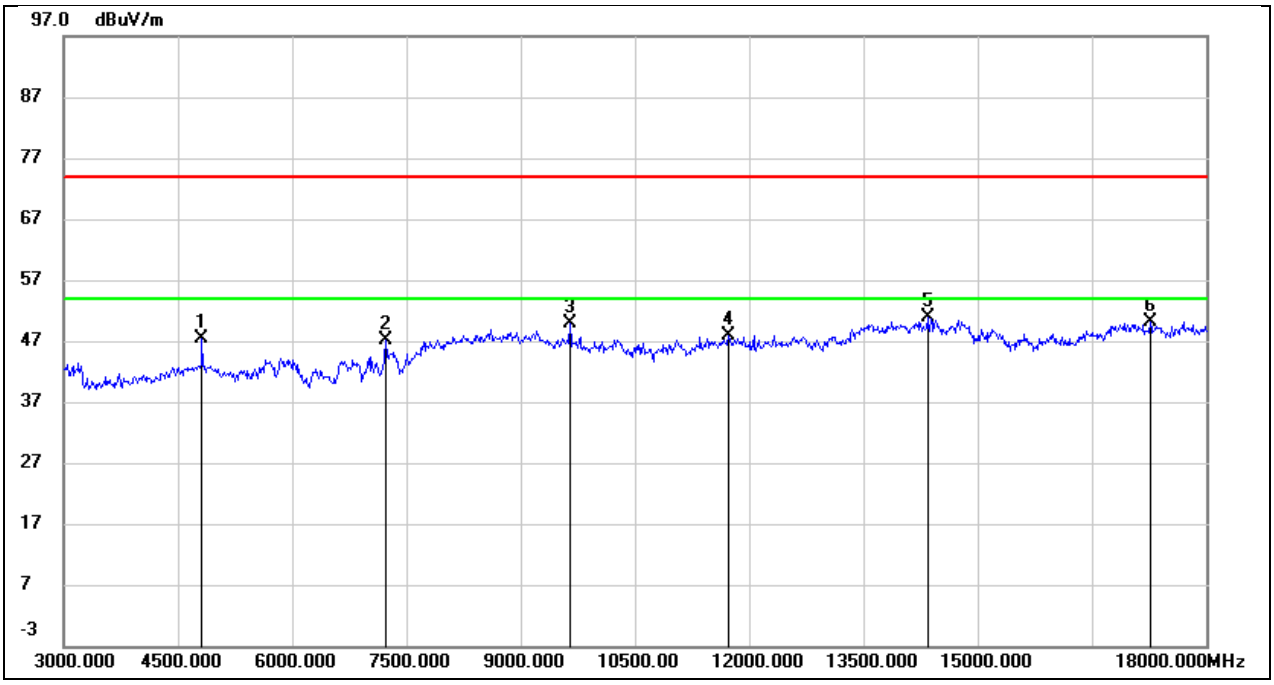

No.	Frequency (MHz)	Reading (dBuV)	Correct (dB/m)	Result (dBuV/m)	Limit (dBuV/m)	Margin (dB)	Remark
1	4815.000	45.85	1.59	47.44	74.00	-26.56	peak
2	7230.000	39.41	7.65	47.06	74.00	-26.94	peak
3	9645.000	37.24	12.73	49.97	74.00	-24.03	peak
4	11730.000	30.90	17.06	47.96	74.00	-26.04	peak
5	14340.000	29.05	21.89	50.94	74.00	-23.06	peak
6	17265.000	24.74	25.34	50.08	74.00	-23.92	peak

This report shall not be reproduced except in full, without the written approval of UL Verification Services (Guangzhou) Co., Ltd, Song Shan Lake Branch.

Test Mode:	802.11b	Frequency(MHz):	2437
Polarity:	Horizontal	Test Voltage:	AC 240V 60Hz

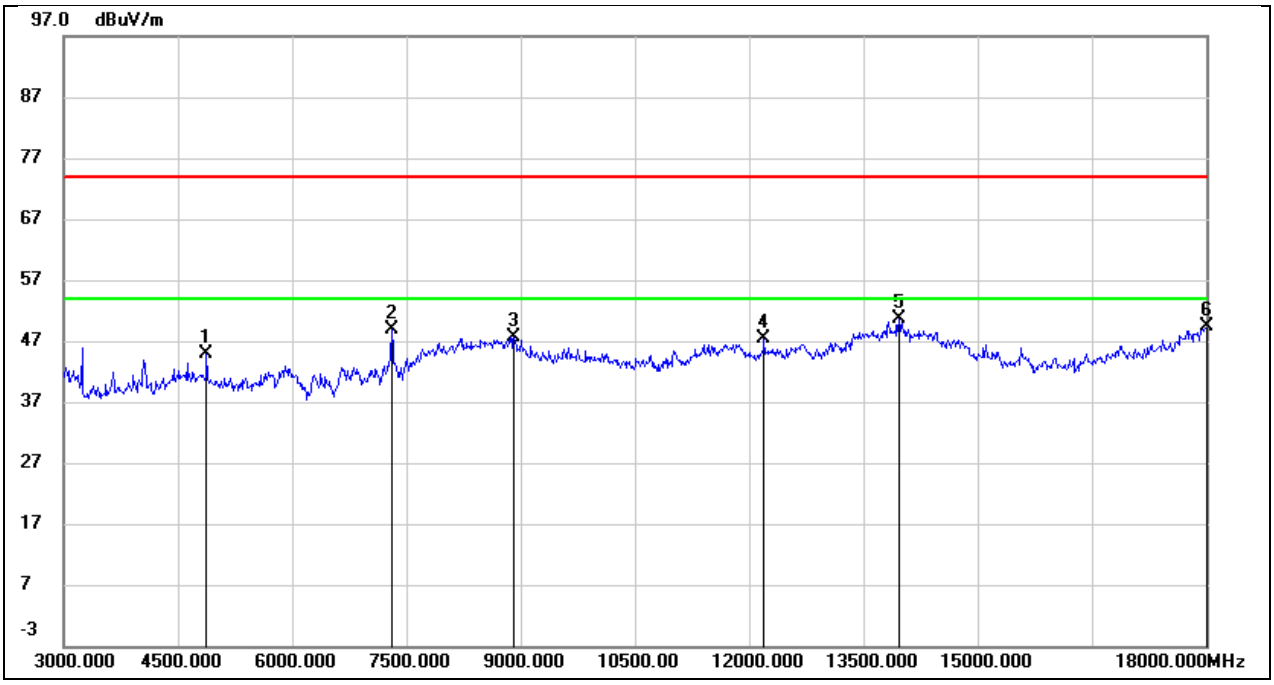

No.	Frequency (MHz)	Reading (dBuV)	Correct (dB/m)	Result (dBuV/m)	Limit (dBuV/m)	Margin (dB)	Remark
1	4875.000	44.30	0.65	44.95	74.00	-29.05	peak
2	7305.000	41.86	7.03	48.89	74.00	-25.11	peak
3	8910.000	37.76	9.89	47.65	74.00	-26.35	peak
4	12195.000	28.55	18.73	47.28	74.00	-26.72	peak
5	13965.000	26.94	23.65	50.59	74.00	-23.41	peak
6	18000.000	19.78	29.64	49.42	74.00	-24.58	peak

This report shall not be reproduced except in full, without the written approval of UL Verification Services (Guangzhou) Co., Ltd, Song Shan Lake Branch.

Test Mode:	802.11b	Frequency(MHz):	2437
Polarity:	Vertical	Test Voltage:	AC 240V 60Hz

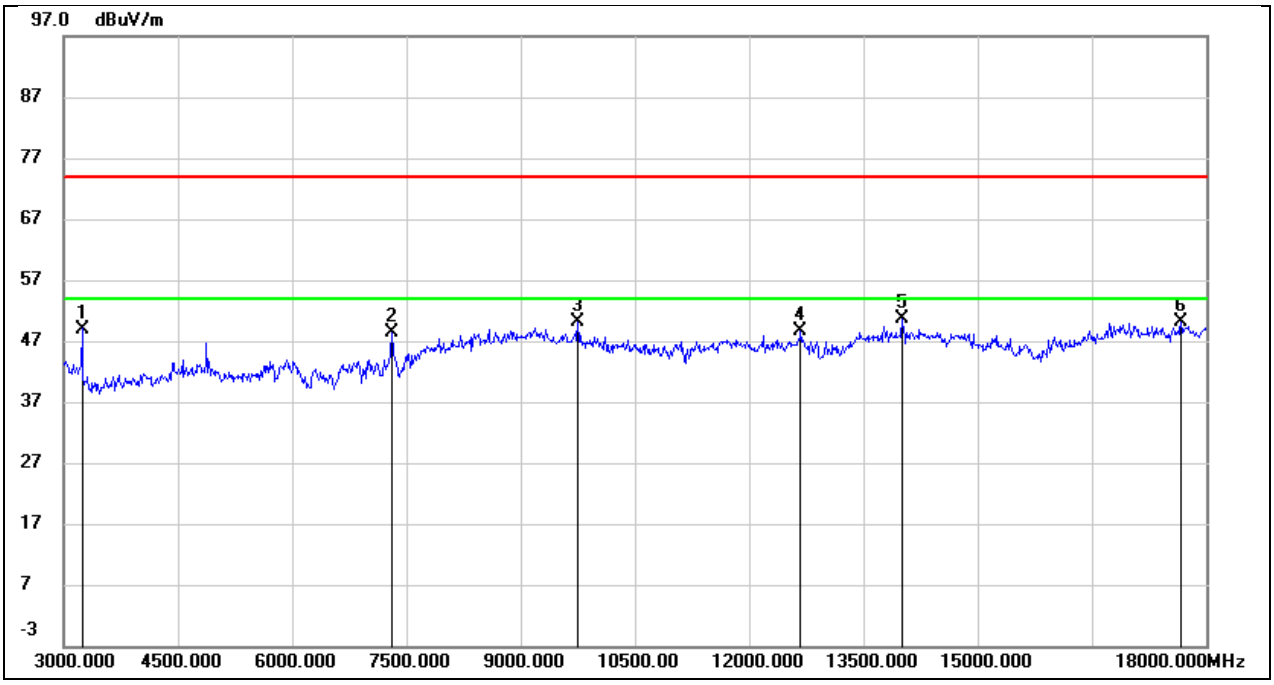

No.	Frequency (MHz)	Reading (dBuV)	Correct (dB/m)	Result (dBuV/m)	Limit (dBuV/m)	Margin (dB)	Remark
1	3240.000	52.05	-3.05	49.00	74.00	-25.00	peak
2	7305.000	40.72	7.68	48.40	74.00	-25.60	peak
3	9750.000	37.22	12.83	50.05	74.00	-23.95	peak
4	12675.000	30.38	18.17	48.55	74.00	-25.45	peak
5	14010.000	28.32	22.20	50.52	74.00	-23.48	peak
6	17670.000	24.10	25.91	50.01	74.00	-23.99	peak

This report shall not be reproduced except in full, without the written approval of UL Verification Services (Guangzhou) Co., Ltd, Song Shan Lake Branch.

Test Mode:	802.11b	Frequency(MHz):	2462
Polarity:	Horizontal	Test Voltage:	AC 240V 60Hz

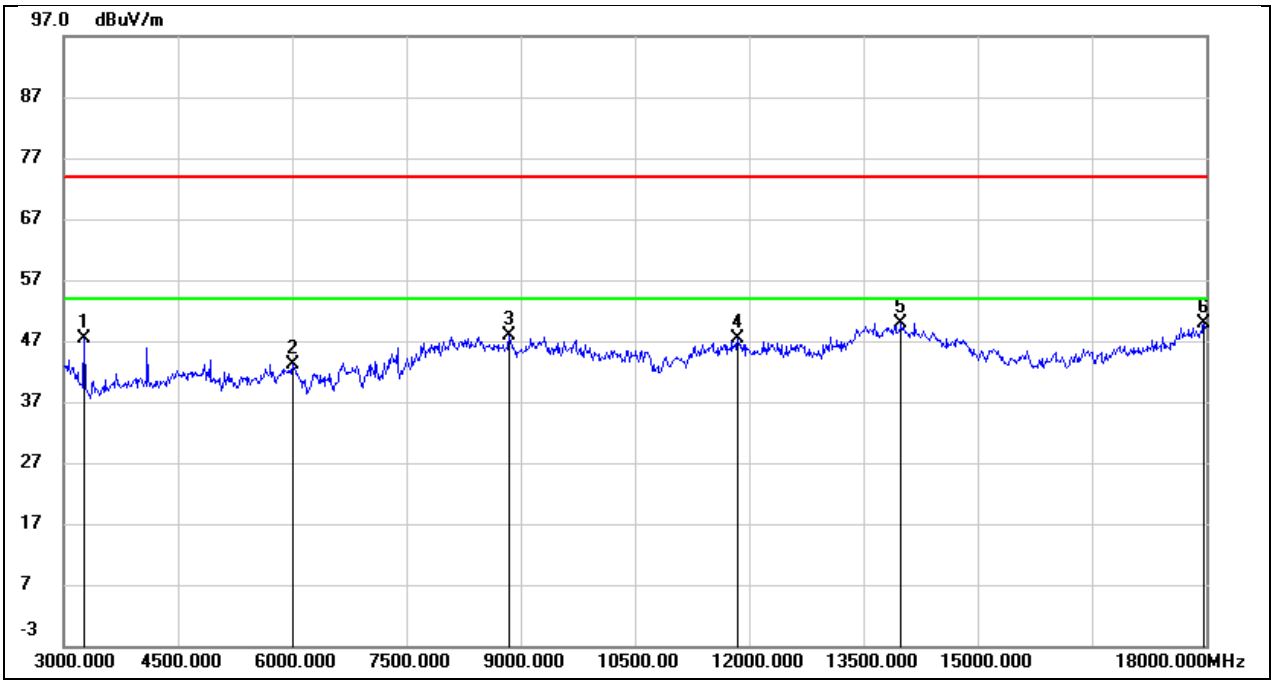

No.	Frequency (MHz)	Reading (dBuV)	Correct (dB/m)	Result (dBuV/m)	Limit (dBuV/m)	Margin (dB)	Remark
1	3270.000	51.60	-4.16	47.44	74.00	-26.56	peak
2	6000.000	39.95	3.13	43.08	74.00	-30.92	peak
3	8850.000	38.13	9.72	47.85	74.00	-26.15	peak
4	11850.000	28.79	18.55	47.34	74.00	-26.66	peak
5	13995.000	26.22	23.78	50.00	74.00	-24.00	peak
6	17970.000	20.46	29.33	49.79	74.00	-24.21	peak

This report shall not be reproduced except in full, without the written approval of UL Verification Services (Guangzhou) Co., Ltd, Song Shan Lake Branch.

Test Mode:	802.11b	Frequency(MHz):	2462
Polarity:	Vertical	Test Voltage:	AC 240V 60Hz

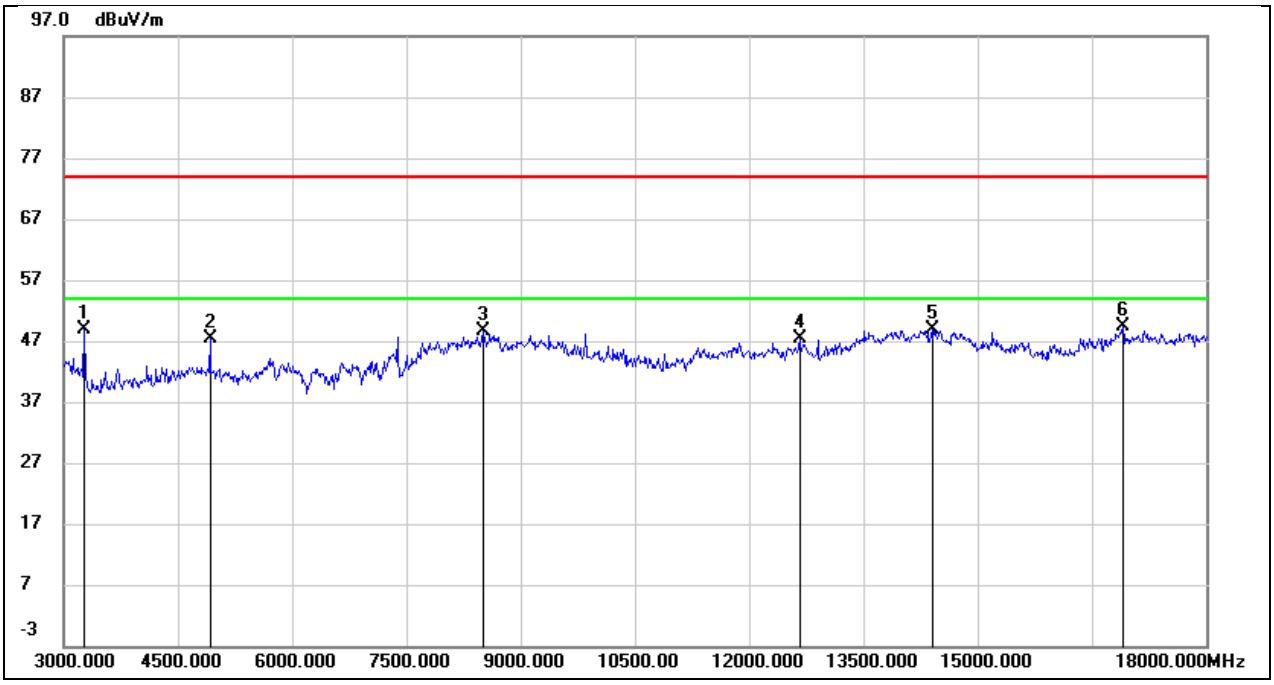

No.	Frequency (MHz)	Reading (dBuV)	Correct (dB/m)	Result (dBuV/m)	Limit (dBuV/m)	Margin (dB)	Remark
1	3270.000	51.86	-3.02	48.84	74.00	-25.16	peak
2	4920.000	45.44	1.91	47.35	74.00	-26.65	peak
3	8505.000	38.91	9.63	48.54	74.00	-25.46	peak
4	12660.000	29.25	18.13	47.38	74.00	-26.62	peak
5	14400.000	27.10	21.73	48.83	74.00	-25.17	peak
6	16905.000	24.28	25.06	49.34	74.00	-24.66	peak

This report shall not be reproduced except in full, without the written approval of UL Verification Services (Guangzhou) Co., Ltd, Song Shan Lake Branch.

Test Mode:	802.11g	Frequency(MHz):	2412
Polarity:	Horizontal	Test Voltage:	AC 240V 60Hz

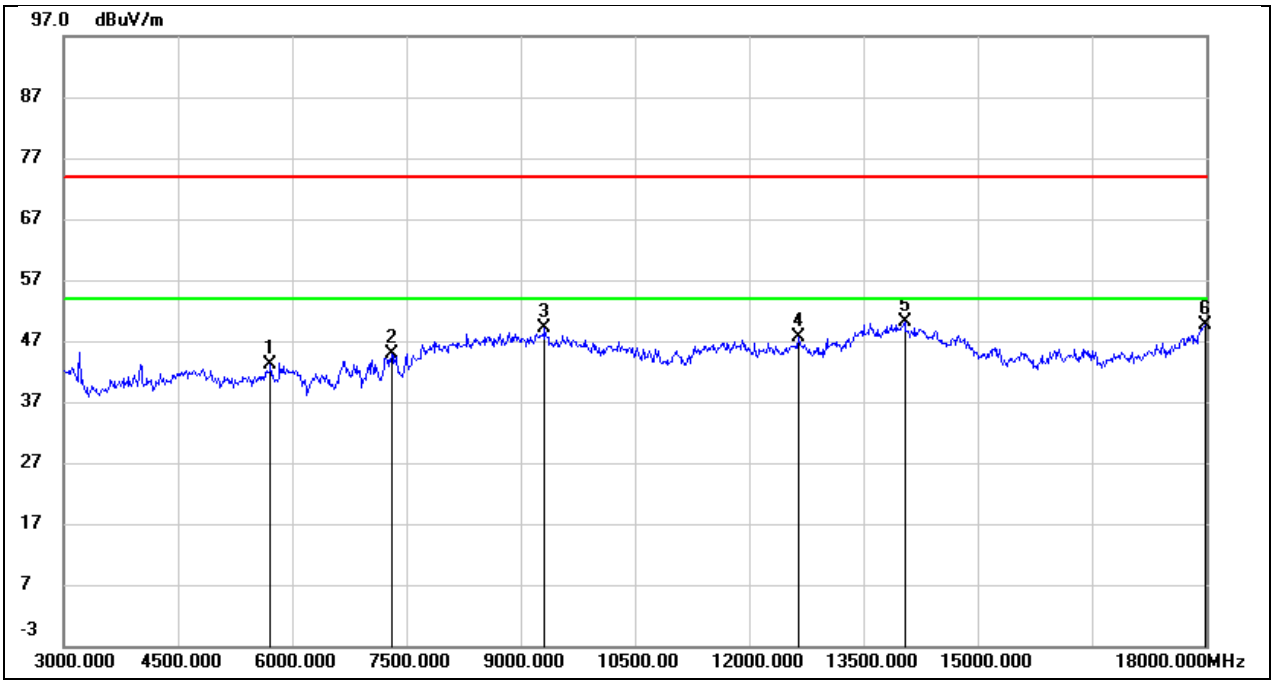

No.	Frequency (MHz)	Reading (dBuV)	Correct (dB/m)	Result (dBuV/m)	Limit (dBuV/m)	Margin (dB)	Remark
1	5715.000	40.65	2.55	43.20	74.00	-30.80	peak
2	7305.000	37.86	7.03	44.89	74.00	-29.11	peak
3	9315.000	37.61	11.58	49.19	74.00	-24.81	peak
4	12645.000	28.64	19.09	47.73	74.00	-26.27	peak
5	14040.000	26.39	23.70	50.09	74.00	-23.91	peak
6	17985.000	20.19	29.49	49.68	74.00	-24.32	peak

This report shall not be reproduced except in full, without the written approval of UL Verification Services (Guangzhou) Co., Ltd, Song Shan Lake Branch.

Test Mode:	802.11g	Frequency(MHz):	2412
Polarity:	Vertical	Test Voltage:	AC 240V 60Hz

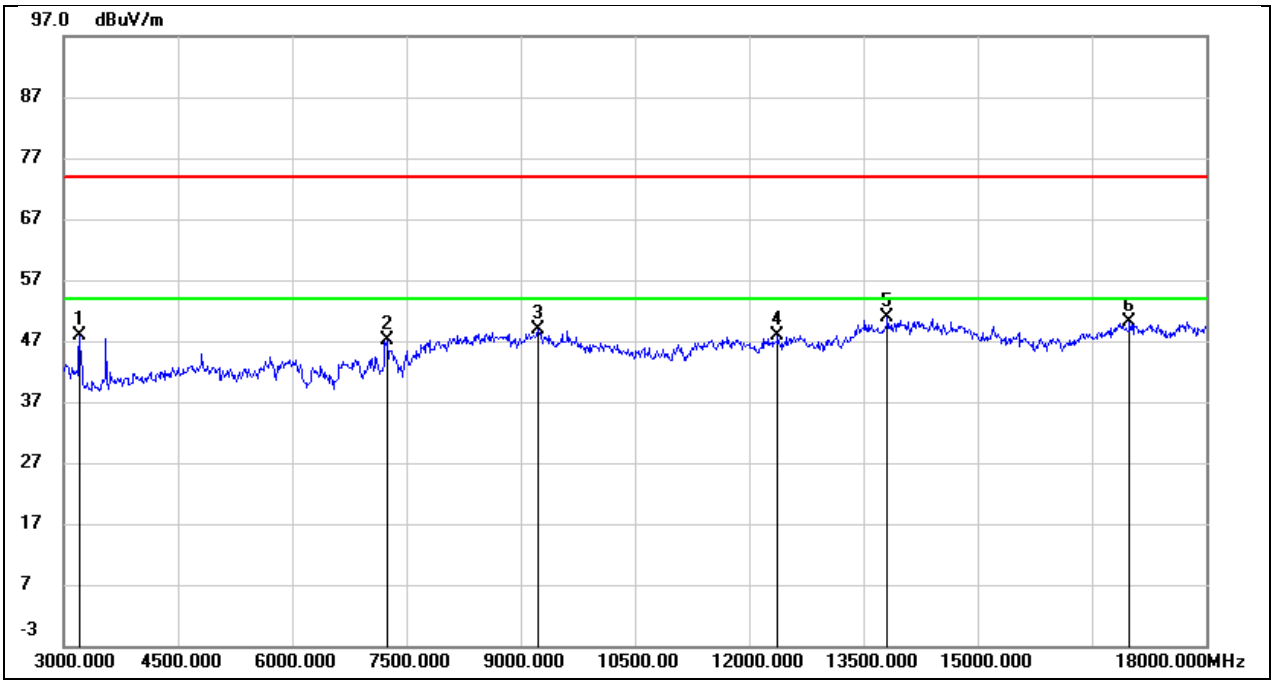

No.	Frequency (MHz)	Reading (dBuV)	Correct (dB/m)	Result (dBuV/m)	Limit (dBuV/m)	Margin (dB)	Remark
1	3210.000	51.03	-3.07	47.96	74.00	-26.04	peak
2	7245.000	39.47	7.66	47.13	74.00	-26.87	peak
3	9225.000	37.46	11.41	48.87	74.00	-25.13	peak
4	12375.000	29.82	18.00	47.82	74.00	-26.18	peak
5	13815.000	29.51	21.36	50.87	74.00	-23.13	peak
6	16995.000	24.87	25.18	50.05	74.00	-23.95	peak

This report shall not be reproduced except in full, without the written approval of UL Verification Services (Guangzhou) Co., Ltd, Song Shan Lake Branch.

Test Mode:	802.11g	Frequency(MHz):	2437
Polarity:	Horizontal	Test Voltage:	AC 240V 60Hz

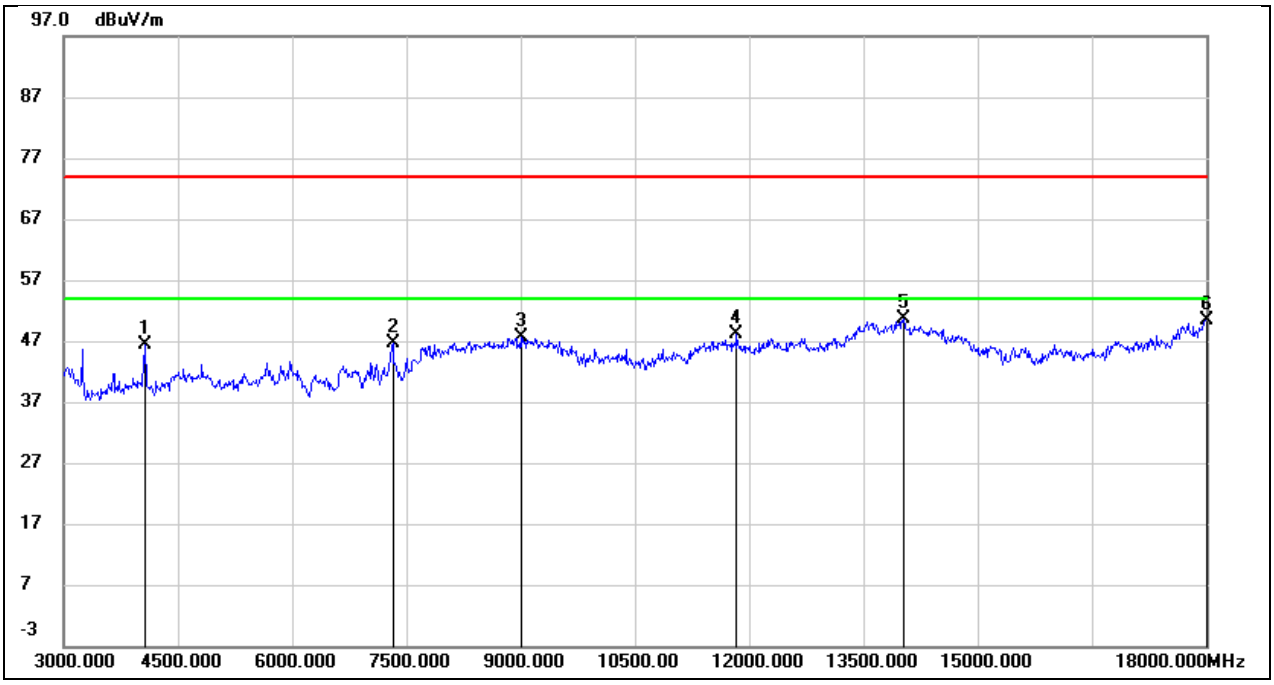

No.	Frequency (MHz)	Reading (dBuV)	Correct (dB/m)	Result (dBuV/m)	Limit (dBuV/m)	Margin (dB)	Remark
1	4065.000	48.30	-2.02	46.28	74.00	-27.72	peak
2	7320.000	39.69	7.05	46.74	74.00	-27.26	peak
3	9000.000	37.53	10.17	47.70	74.00	-26.30	peak
4	11835.000	29.64	18.54	48.18	74.00	-25.82	peak
5	14025.000	26.78	23.74	50.52	74.00	-23.48	peak
6	18000.000	20.86	29.64	50.50	74.00	-23.50	peak

This report shall not be reproduced except in full, without the written approval of UL Verification Services (Guangzhou) Co., Ltd, Song Shan Lake Branch.

Test Mode:	802.11g	Frequency(MHz):	2437
Polarity:	Vertical	Test Voltage:	AC 240V 60Hz

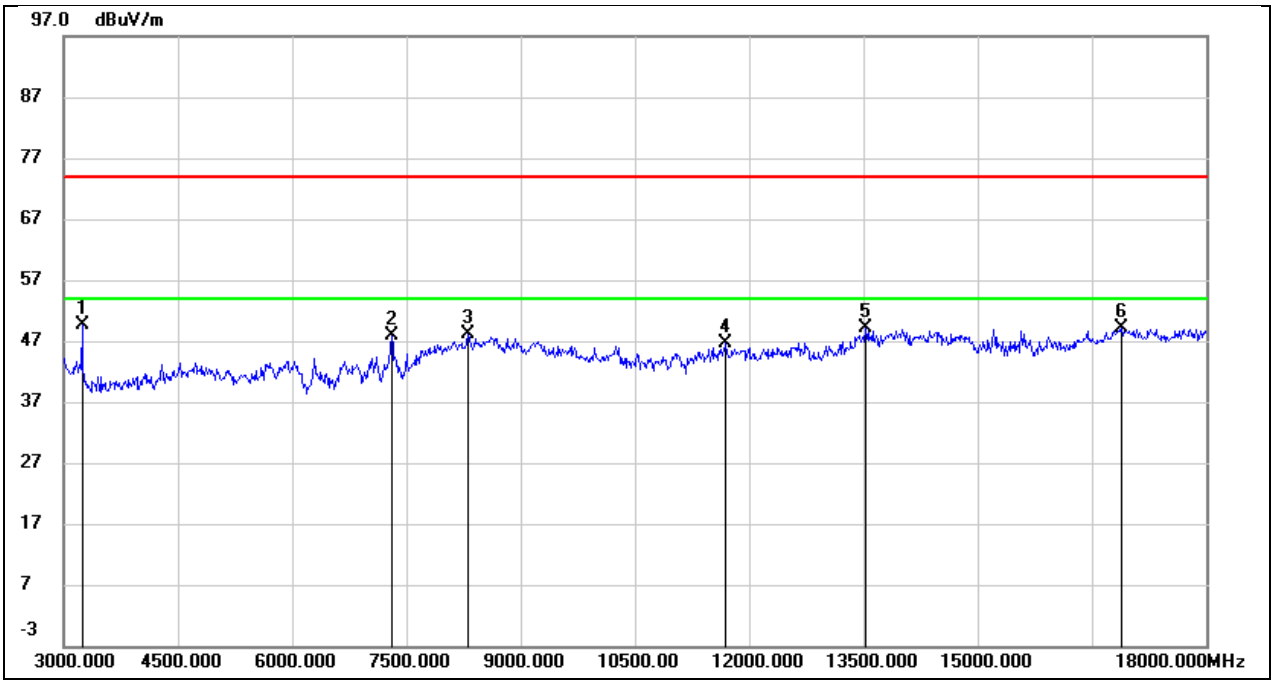

No.	Frequency (MHz)	Reading (dBuV)	Correct (dB/m)	Result (dBuV/m)	Limit (dBuV/m)	Margin (dB)	Remark
1	3240.000	52.75	-3.05	49.70	74.00	-24.30	peak
2	7305.000	40.24	7.68	47.92	74.00	-26.08	peak
3	8310.000	38.73	9.30	48.03	74.00	-25.97	peak
4	11685.000	29.57	16.96	46.53	74.00	-27.47	peak
5	13530.000	28.28	20.80	49.08	74.00	-24.92	peak
6	16890.000	23.97	25.05	49.02	74.00	-24.98	peak

This report shall not be reproduced except in full, without the written approval of UL Verification Services (Guangzhou) Co., Ltd, Song Shan Lake Branch.

Test Mode:	802.11g	Frequency(MHz):	2462
Polarity:	Horizontal	Test Voltage:	AC 240V 60Hz

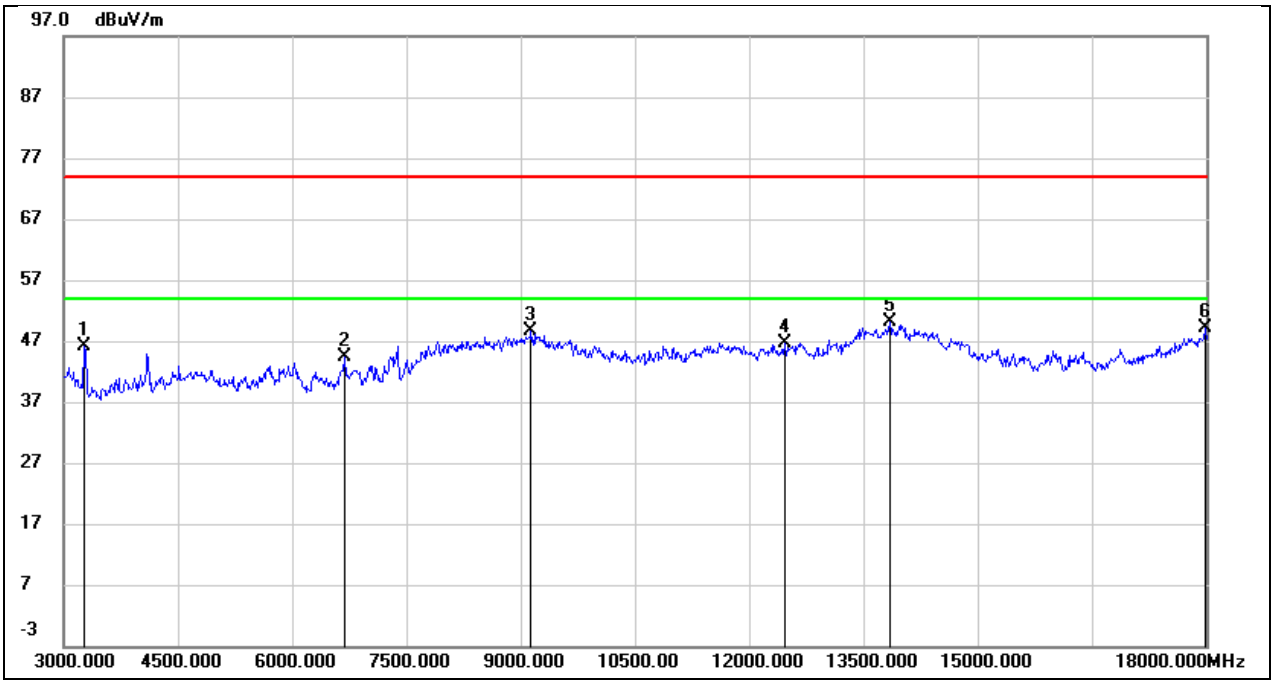

No.	Frequency (MHz)	Reading (dBuV)	Correct (dB/m)	Result (dBuV/m)	Limit (dBuV/m)	Margin (dB)	Remark
1	3270.000	50.41	-4.16	46.25	74.00	-27.75	peak
2	6690.000	39.07	5.42	44.49	74.00	-29.51	peak
3	9135.000	37.74	10.80	48.54	74.00	-25.46	peak
4	12465.000	27.73	18.92	46.65	74.00	-27.35	peak
5	13845.000	27.00	23.12	50.12	74.00	-23.88	peak
6	17985.000	19.70	29.49	49.19	74.00	-24.81	peak

This report shall not be reproduced except in full, without the written approval of UL Verification Services (Guangzhou) Co., Ltd, Song Shan Lake Branch.

Test Mode:	802.11g	Frequency(MHz):	2462
Polarity:	Vertical	Test Voltage:	AC 240V 60Hz

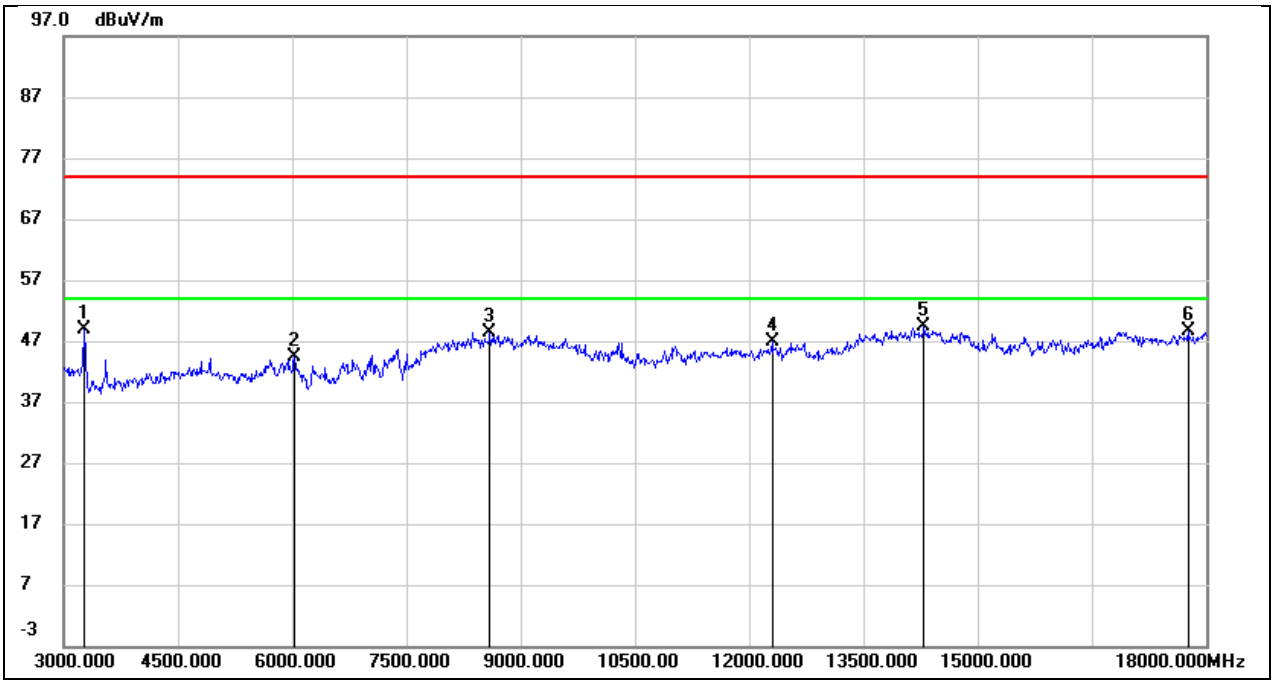

No.	Frequency (MHz)	Reading (dBuV)	Correct (dB/m)	Result (dBuV/m)	Limit (dBuV/m)	Margin (dB)	Remark
1	3270.000	51.96	-3.02	48.94	74.00	-25.06	peak
2	6030.000	40.22	4.25	44.47	74.00	-29.53	peak
3	8595.000	38.44	9.86	48.30	74.00	-25.70	peak
4	12300.000	29.09	17.87	46.96	74.00	-27.04	peak
5	14295.000	27.27	22.01	49.28	74.00	-24.72	peak
6	17760.000	22.36	26.16	48.52	74.00	-25.48	peak

This report shall not be reproduced except in full, without the written approval of UL Verification Services (Guangzhou) Co., Ltd, Song Shan Lake Branch.

Test Mode:	802.11n HT20	Frequency(MHz):	2412
Polarity:	Horizontal	Test Voltage:	AC 240V 60Hz

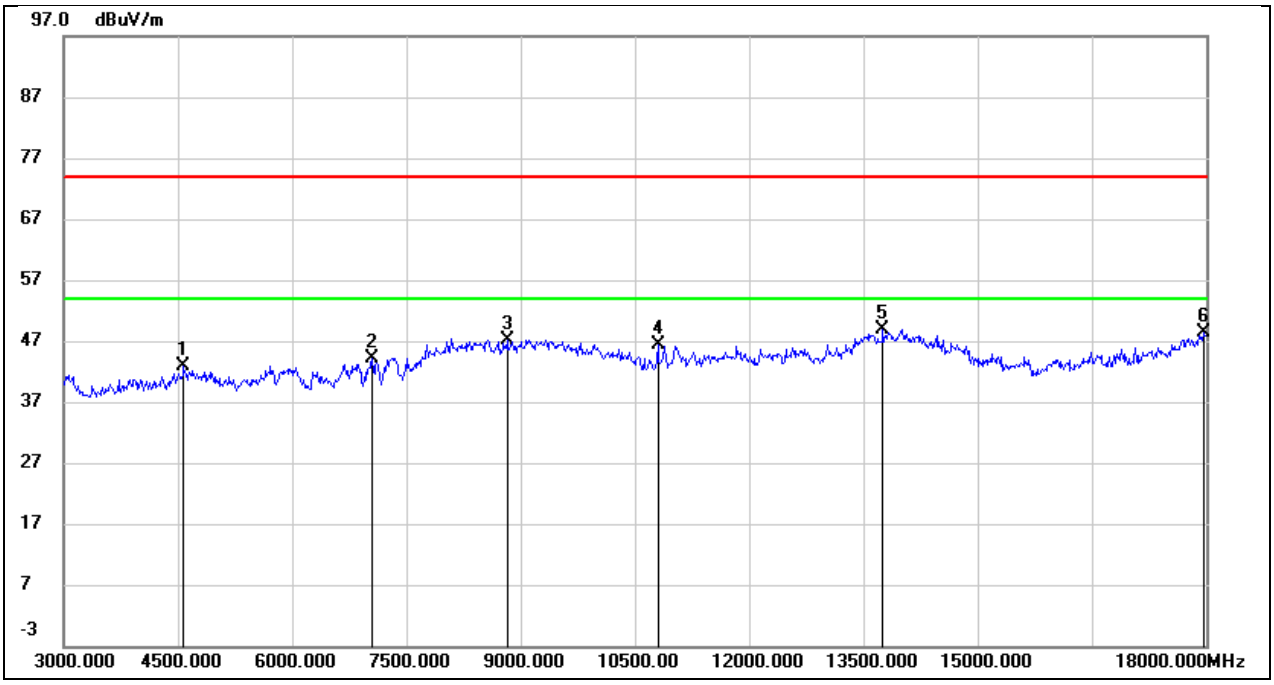

No.	Frequency (MHz)	Reading (dBuV)	Correct (dB/m)	Result (dBuV/m)	Limit (dBuV/m)	Margin (dB)	Remark
1	4575.000	43.21	-0.21	43.00	74.00	-31.00	peak
2	7050.000	37.73	6.49	44.22	74.00	-29.78	peak
3	8820.000	37.55	9.62	47.17	74.00	-26.83	peak
4	10800.000	31.42	14.87	46.29	74.00	-27.71	peak
5	13755.000	25.93	22.86	48.79	74.00	-25.21	peak
6	17970.000	18.99	29.33	48.32	74.00	-25.68	peak

This report shall not be reproduced except in full, without the written approval of UL Verification Services (Guangzhou) Co., Ltd, Song Shan Lake Branch.

Test Mode:	802.11n HT20	Frequency(MHz):	2412
Polarity:	Vertical	Test Voltage:	AC 240V 60Hz

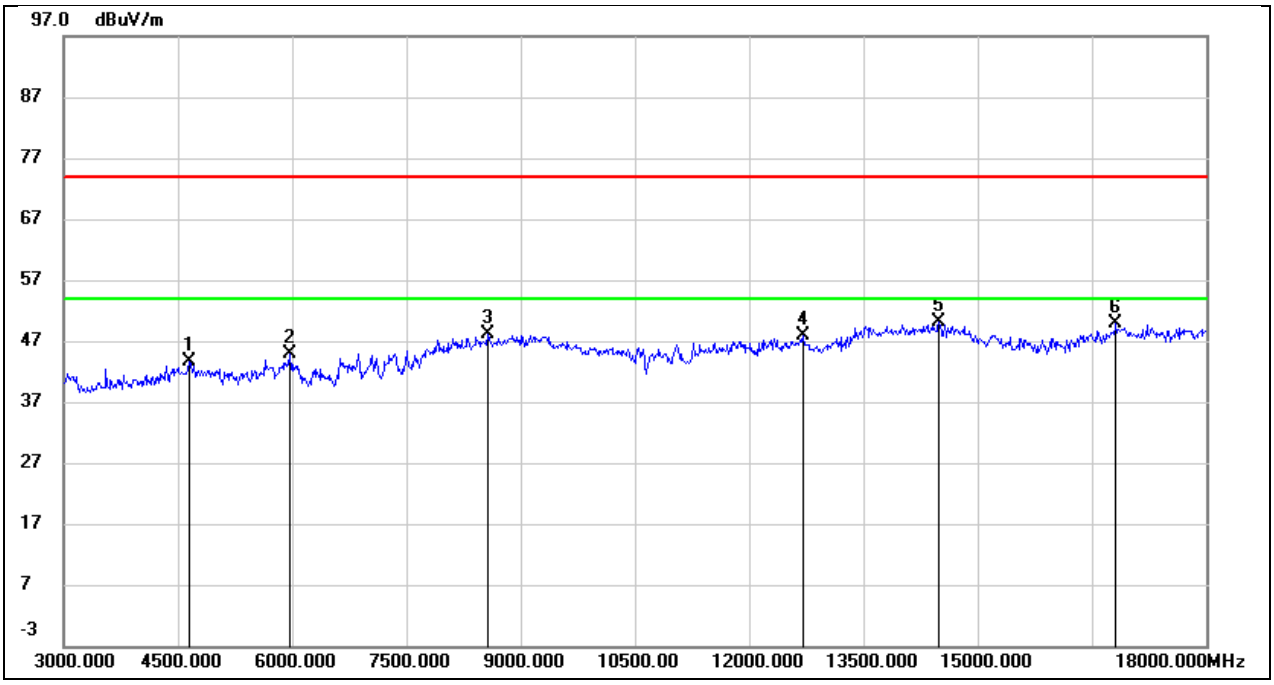

No.	Frequency (MHz)	Reading (dBuV)	Correct (dB/m)	Result (dBuV/m)	Limit (dBuV/m)	Margin (dB)	Remark
1	4650.000	42.54	1.01	43.55	74.00	-30.45	peak
2	5970.000	40.73	4.08	44.81	74.00	-29.19	peak
3	8565.000	38.41	9.78	48.19	74.00	-25.81	peak
4	12705.000	29.58	18.22	47.80	74.00	-26.20	peak
5	14490.000	28.62	21.60	50.22	74.00	-23.78	peak
6	16815.000	24.89	24.95	49.84	74.00	-24.16	peak

This report shall not be reproduced except in full, without the written approval of UL Verification Services (Guangzhou) Co., Ltd, Song Shan Lake Branch.

Test Mode:	802.11n HT20	Frequency(MHz):	2437
Polarity:	Horizontal	Test Voltage:	AC 240V 60Hz

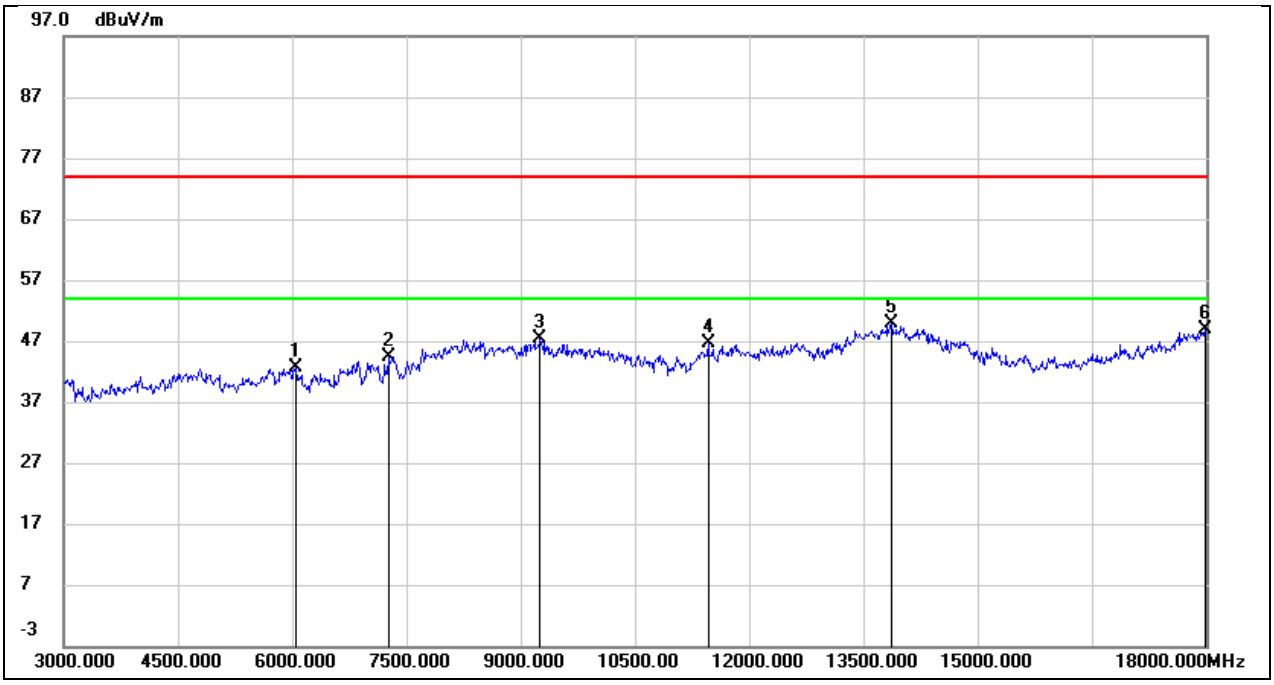

No.	Frequency (MHz)	Reading (dBuV)	Correct (dB/m)	Result (dBuV/m)	Limit (dBuV/m)	Margin (dB)	Remark
1	6045.000	39.21	3.33	42.54	74.00	-31.46	peak
2	7260.000	37.46	6.97	44.43	74.00	-29.57	peak
3	9255.000	35.94	11.32	47.26	74.00	-26.74	peak
4	11460.000	28.90	17.83	46.73	74.00	-27.27	peak
5	13875.000	26.55	23.26	49.81	74.00	-24.19	peak
6	17985.000	19.31	29.49	48.80	74.00	-25.20	peak

This report shall not be reproduced except in full, without the written approval of UL Verification Services (Guangzhou) Co., Ltd, Song Shan Lake Branch.

Test Mode:	802.11n HT20	Frequency(MHz):	2437
Polarity:	Vertical	Test Voltage:	AC 240V 60Hz

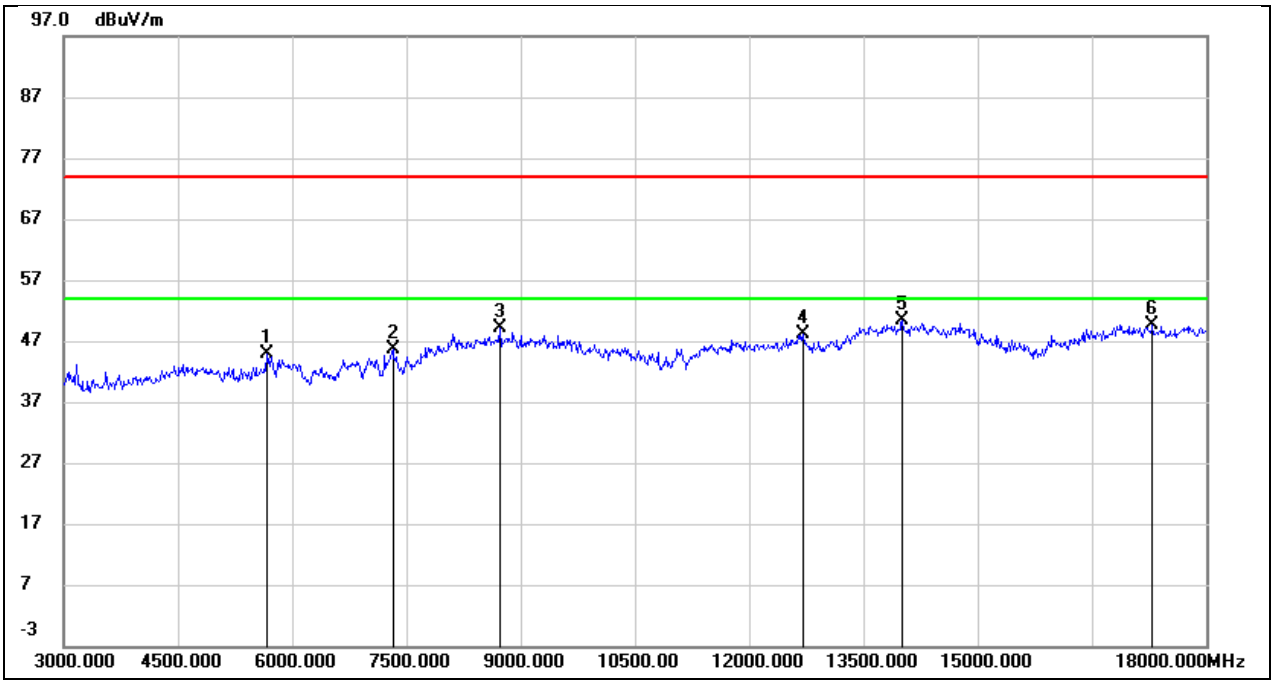

No.	Frequency (MHz)	Reading (dBuV)	Correct (dB/m)	Result (dBuV/m)	Limit (dBuV/m)	Margin (dB)	Remark
1	5670.000	41.36	3.59	44.95	74.00	-29.05	peak
2	7320.000	37.88	7.69	45.57	74.00	-28.43	peak
3	8730.000	39.08	9.97	49.05	74.00	-24.95	peak
4	12705.000	29.86	18.22	48.08	74.00	-25.92	peak
5	14010.000	28.11	22.20	50.31	74.00	-23.69	peak
6	17295.000	24.38	25.36	49.74	74.00	-24.26	peak

This report shall not be reproduced except in full, without the written approval of UL Verification Services (Guangzhou) Co., Ltd, Song Shan Lake Branch.

Test Mode:	802.11n HT20	Frequency(MHz):	2462
Polarity:	Horizontal	Test Voltage:	AC 240V 60Hz

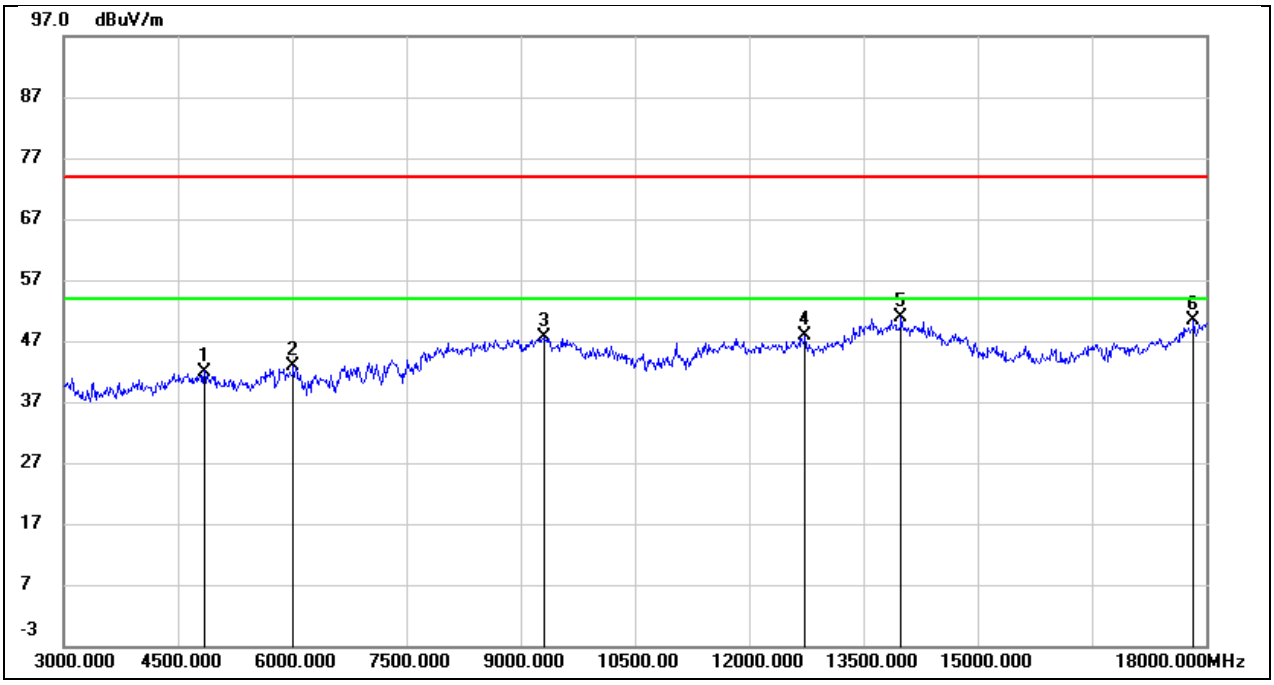

No.	Frequency (MHz)	Reading (dBuV)	Correct (dB/m)	Result (dBuV/m)	Limit (dBuV/m)	Margin (dB)	Remark
1	4845.000	41.42	0.58	42.00	74.00	-32.00	peak
2	6015.000	39.66	3.20	42.86	74.00	-31.14	peak
3	9300.000	36.15	11.52	47.67	74.00	-26.33	peak
4	12735.000	28.53	19.33	47.86	74.00	-26.14	peak
5	13995.000	27.18	23.78	50.96	74.00	-23.04	peak
6	17835.000	22.38	27.96	50.34	74.00	-23.66	peak

This report shall not be reproduced except in full, without the written approval of UL Verification Services (Guangzhou) Co., Ltd, Song Shan Lake Branch.

Test Mode:	802.11n HT20	Frequency(MHz):	2462
Polarity:	Vertical	Test Voltage:	AC 240V 60Hz

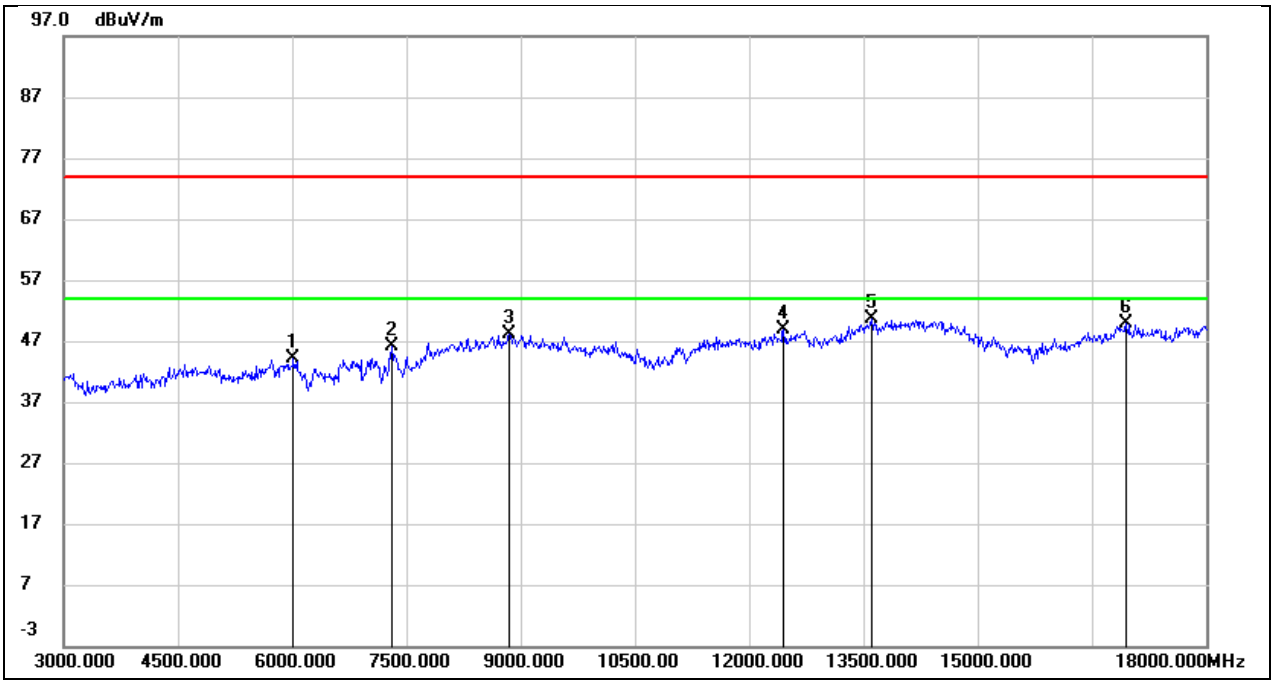

No.	Frequency (MHz)	Reading (dBuV)	Correct (dB/m)	Result (dBuV/m)	Limit (dBuV/m)	Margin (dB)	Remark
1	6015.000	40.00	4.19	44.19	74.00	-29.81	peak
2	7305.000	38.43	7.68	46.11	74.00	-27.89	peak
3	8850.000	37.89	10.18	48.07	74.00	-25.93	peak
4	12450.000	30.93	18.01	48.94	74.00	-25.06	peak
5	13605.000	29.57	20.95	50.52	74.00	-23.48	peak
6	16950.000	24.73	25.12	49.85	74.00	-24.15	peak

This report shall not be reproduced except in full, without the written approval of UL Verification Services (Guangzhou) Co., Ltd, Song Shan Lake Branch.

Test Mode:	802.11n HT40	Frequency(MHz):	2422
Polarity:	Horizontal	Test Voltage:	AC 240V 60Hz

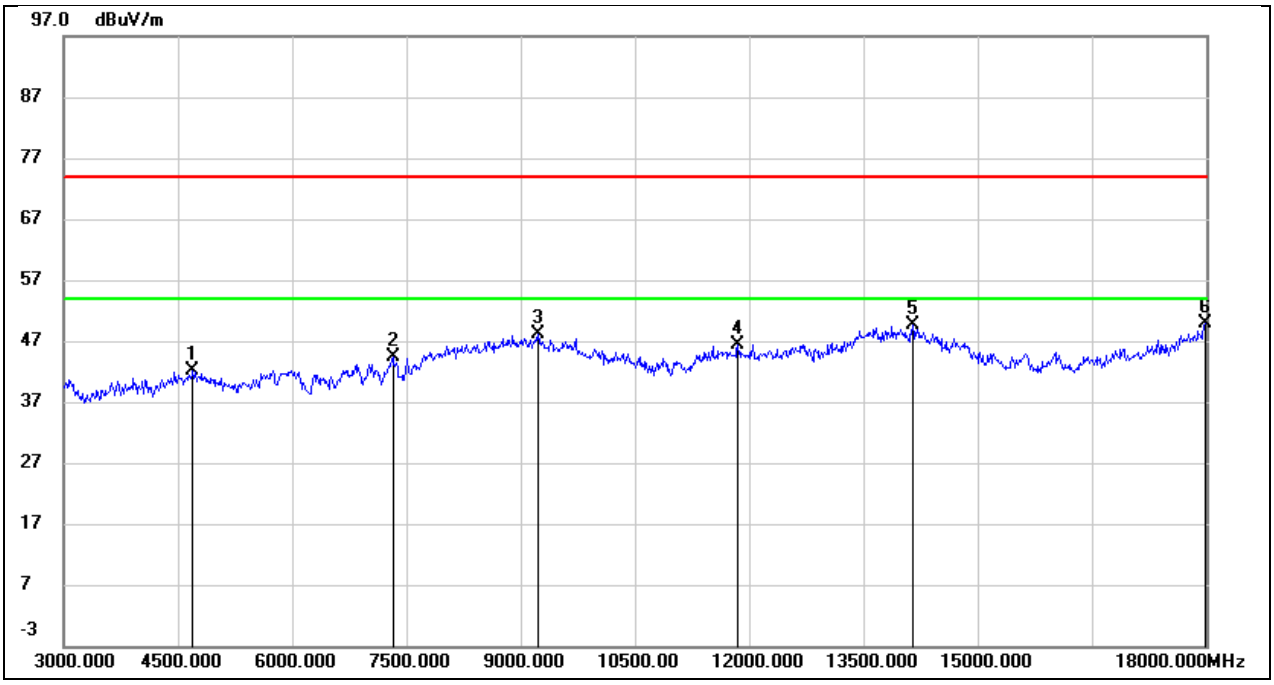

No.	Frequency (MHz)	Reading (dBuV)	Correct (dB/m)	Result (dBuV/m)	Limit (dBuV/m)	Margin (dB)	Remark
1	4695.000	41.89	0.15	42.04	74.00	-31.96	peak
2	7320.000	37.22	7.05	44.27	74.00	-29.73	peak
3	9225.000	37.02	11.19	48.21	74.00	-25.79	peak
4	11850.000	27.92	18.55	46.47	74.00	-27.53	peak
5	14145.000	26.05	23.47	49.52	74.00	-24.48	peak
6	17985.000	20.36	29.49	49.85	74.00	-24.15	peak

This report shall not be reproduced except in full, without the written approval of UL Verification Services (Guangzhou) Co., Ltd, Song Shan Lake Branch.

Test Mode:	802.11n HT40	Frequency(MHz):	2422
Polarity:	Vertical	Test Voltage:	AC 240V 60Hz

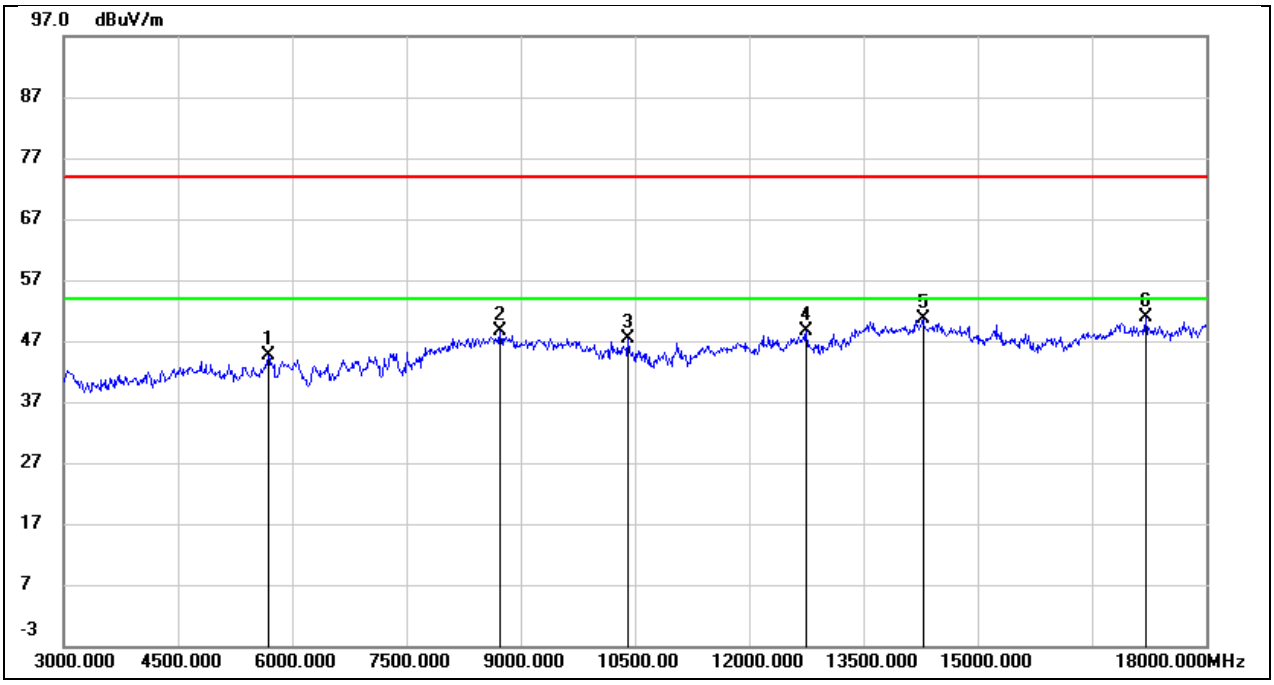

No.	Frequency (MHz)	Reading (dBuV)	Correct (dB/m)	Result (dBuV/m)	Limit (dBuV/m)	Margin (dB)	Remark
1	5685.000	41.01	3.63	44.64	74.00	-29.36	peak
2	8730.000	38.64	9.97	48.61	74.00	-25.39	peak
3	10410.000	34.06	13.22	47.28	74.00	-26.72	peak
4	12750.000	30.23	18.32	48.55	74.00	-25.45	peak
5	14280.000	28.50	22.05	50.55	74.00	-23.45	peak
6	17205.000	25.53	25.32	50.85	74.00	-23.15	peak

This report shall not be reproduced except in full, without the written approval of UL Verification Services (Guangzhou) Co., Ltd, Song Shan Lake Branch.

Test Mode:	802.11n HT40	Frequency(MHz):	2437
Polarity:	Horizontal	Test Voltage:	AC 240V 60Hz

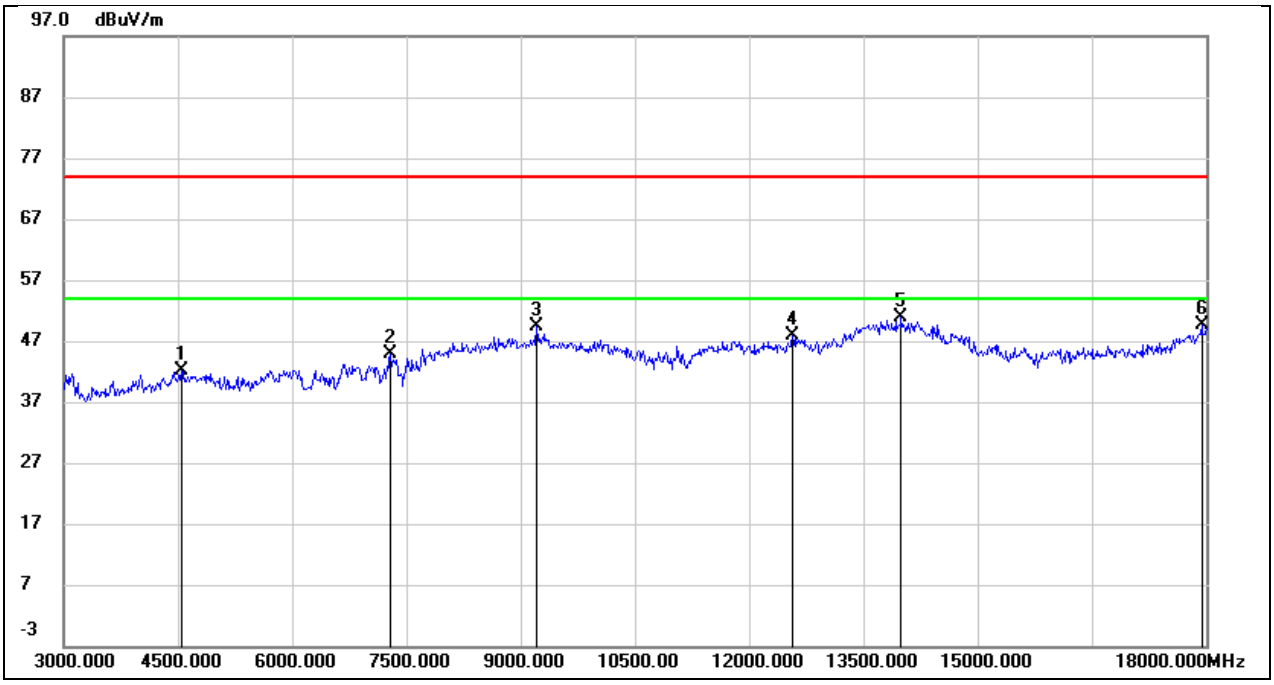

No.	Frequency (MHz)	Reading (dBuV)	Correct (dB/m)	Result (dBuV/m)	Limit (dBuV/m)	Margin (dB)	Remark
1	4545.000	42.47	-0.30	42.17	74.00	-31.83	peak
2	7290.000	37.88	7.02	44.90	74.00	-29.10	peak
3	9210.000	38.23	11.13	49.36	74.00	-24.64	peak
4	12570.000	28.90	18.94	47.84	74.00	-26.16	peak
5	13995.000	27.16	23.78	50.94	74.00	-23.06	peak
6	17940.000	20.55	29.03	49.58	74.00	-24.42	peak

This report shall not be reproduced except in full, without the written approval of UL Verification Services (Guangzhou) Co., Ltd, Song Shan Lake Branch.

Test Mode:	802.11n HT40	Frequency(MHz):	2437
Polarity:	Vertical	Test Voltage:	AC 240V 60Hz

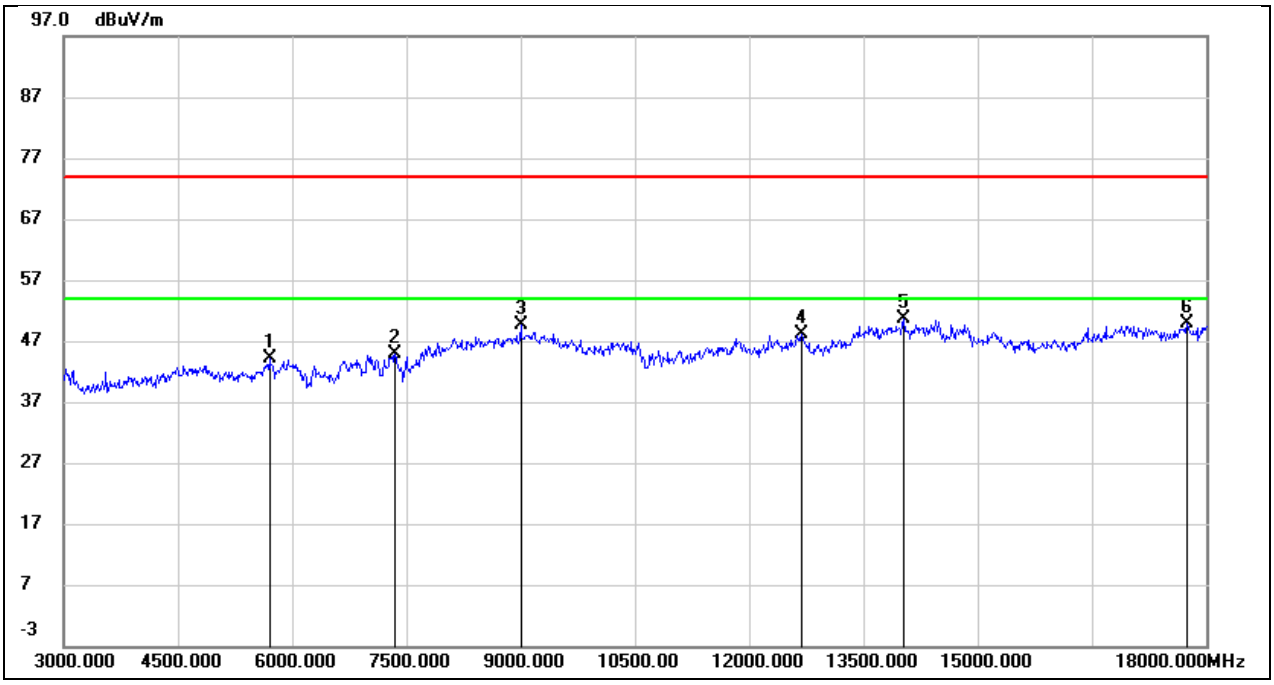

No.	Frequency (MHz)	Reading (dBuV)	Correct (dB/m)	Result (dBuV/m)	Limit (dBuV/m)	Margin (dB)	Remark
1	5700.000	40.44	3.65	44.09	74.00	-29.91	peak
2	7350.000	37.06	7.71	44.77	74.00	-29.23	peak
3	9000.000	39.05	10.57	49.62	74.00	-24.38	peak
4	12690.000	29.87	18.19	48.06	74.00	-25.94	peak
5	14025.000	28.39	22.20	50.59	74.00	-23.41	peak
6	17745.000	23.74	26.12	49.86	74.00	-24.14	peak

This report shall not be reproduced except in full, without the written approval of UL Verification Services (Guangzhou) Co., Ltd, Song Shan Lake Branch.

Test Mode:	802.11n HT40	Frequency(MHz):	2452
Polarity:	Horizontal	Test Voltage:	AC 240V 60Hz

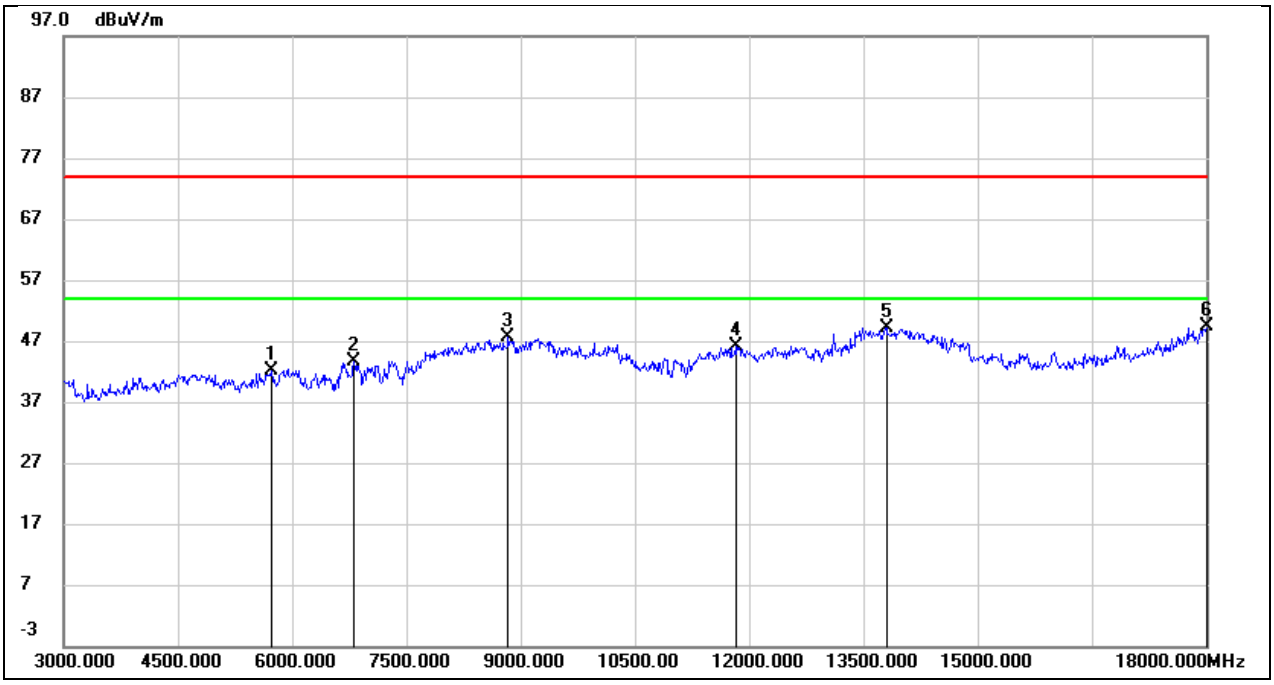

No.	Frequency (MHz)	Reading (dBuV)	Correct (dB/m)	Result (dBuV/m)	Limit (dBuV/m)	Margin (dB)	Remark
1	5730.000	39.43	2.60	42.03	74.00	-31.97	peak
2	6810.000	37.77	5.91	43.68	74.00	-30.32	peak
3	8835.000	37.85	9.67	47.52	74.00	-26.48	peak
4	11820.000	27.64	18.51	46.15	74.00	-27.85	peak
5	13800.000	26.31	22.93	49.24	74.00	-24.76	peak
6	18000.000	19.81	29.64	49.45	74.00	-24.55	peak

This report shall not be reproduced except in full, without the written approval of UL Verification Services (Guangzhou) Co., Ltd, Song Shan Lake Branch.

Test Mode:	802.11n HT40	Frequency(MHz):	2452
Polarity:	Vertical	Test Voltage:	AC 240V 60Hz

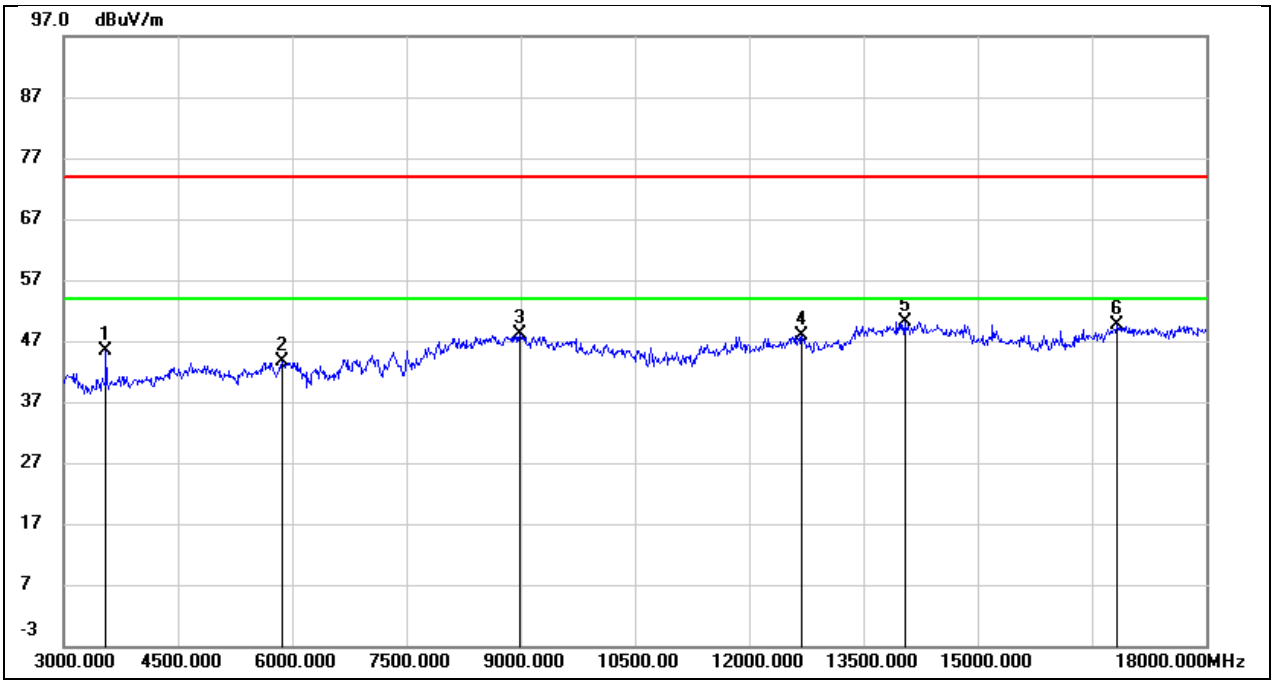

No.	Frequency (MHz)	Reading (dBuV)	Correct (dB/m)	Result (dBuV/m)	Limit (dBuV/m)	Margin (dB)	Remark
1	3555.000	48.03	-2.65	45.38	74.00	-28.62	peak
2	5865.000	39.72	3.92	43.64	74.00	-30.36	peak
3	8985.000	37.56	10.53	48.09	74.00	-25.91	peak
4	12690.000	29.65	18.19	47.84	74.00	-26.16	peak
5	14040.000	27.98	22.21	50.19	74.00	-23.81	peak
6	16830.000	24.57	24.97	49.54	74.00	-24.46	peak

This report shall not be reproduced except in full, without the written approval of UL Verification Services (Guangzhou) Co., Ltd, Song Shan Lake Branch.

8.4. SPURIOUS EMISSIONS(9 KHZ~30 MHZ)

Test Mode:	802.11b	Frequency(MHz):	2412
Polarity:	Horizontal	Test Voltage:	AC 240V 60Hz

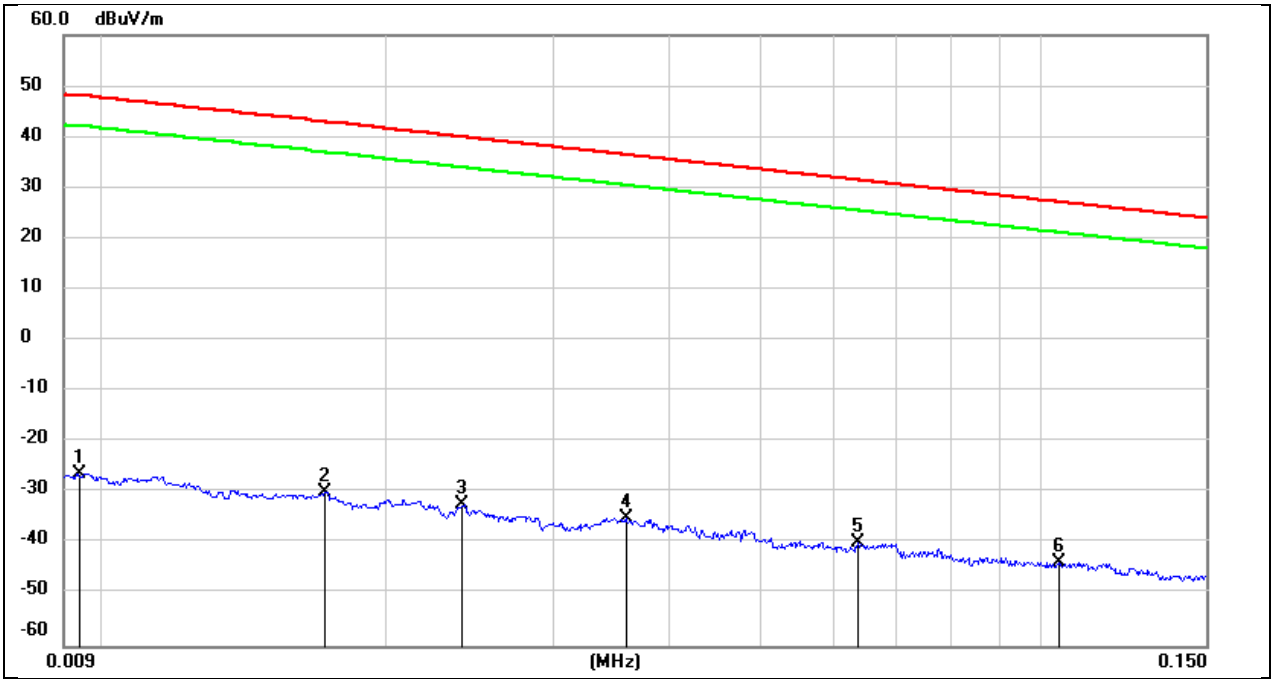

No.	Frequency	Reading	Correct	FCC Result	FCC Limit	ISED Result	ISED Limit	Margin	Remark
	(MHz)	(dBuV)	(dB/m)	(dBuV/m)	(dBuV/m)	(dBuA/m)	(dBuA/m)	(dB)	
1	0.0094	75.16	-101.35	-26.19	48.05	-77.69	-3.45	-74.24	peak
2	0.0171	71.38	-101.36	-29.98	42.94	-81.48	-8.56	-72.92	peak
3	0.0240	69.05	-101.36	-32.31	40.00	-83.81	-11.50	-72.31	peak
4	0.0359	66.56	-101.42	-34.86	36.50	-86.36	-15.00	-71.36	peak
5	0.0636	61.81	-101.54	-39.73	31.53	-91.23	-19.97	-71.26	peak
6	0.1044	58.06	-101.78	-43.72	27.23	-95.22	-24.27	-70.95	peak

This report shall not be reproduced except in full, without the written approval of UL Verification Services (Guangzhou) Co., Ltd, Song Shan Lake Branch.

Test Mode:	802.11b	Frequency(MHz):	2412
Polarity:	Horizontal	Test Voltage:	AC 240V 60Hz

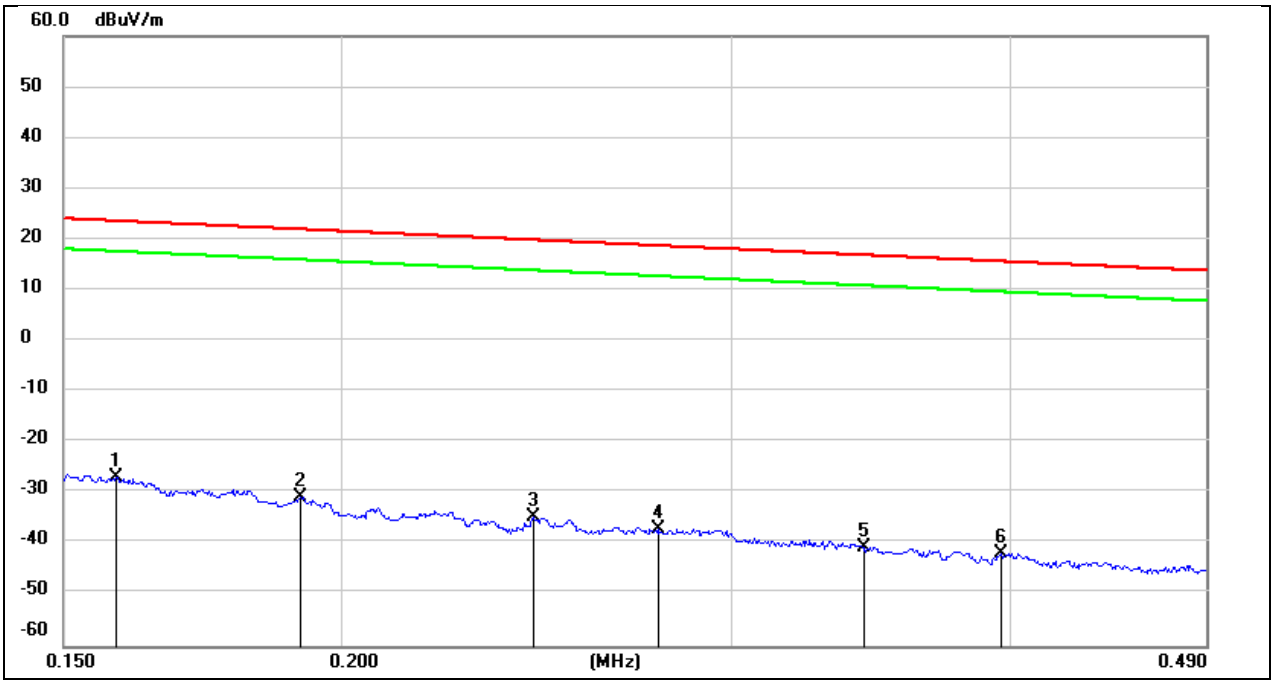

No.	Frequency	Reading	Correct	FCC Result	FCC Limit	ISED Result	ISED Limit	Margin	Remark
	(MHz)	(dBuV)	(dB/m)	(dBuV/m)	(dBuV/m)	(dBuA/m)	(dBuA/m)	(dB)	
1	0.1585	74.72	-101.65	-26.93	23.60	-78.43	-27.90	-50.53	peak
2	0.1917	71.04	-101.70	-30.66	21.95	-82.16	-29.55	-52.61	peak
3	0.2442	67.03	-101.79	-34.76	19.85	-86.26	-31.65	-54.61	peak
4	0.2782	64.79	-101.83	-37.04	18.71	-88.54	-32.79	-55.75	peak
5	0.3437	61.34	-101.90	-40.56	16.88	-92.06	-34.62	-57.44	peak
6	0.3966	60.18	-101.96	-41.78	15.63	-93.28	-35.87	-57.41	peak

This report shall not be reproduced except in full, without the written approval of UL Verification Services (Guangzhou) Co., Ltd, Song Shan Lake Branch.

Test Mode:	802.11b	Frequency(MHz):	2412
Polarity:	Horizontal	Test Voltage:	AC 240V 60Hz

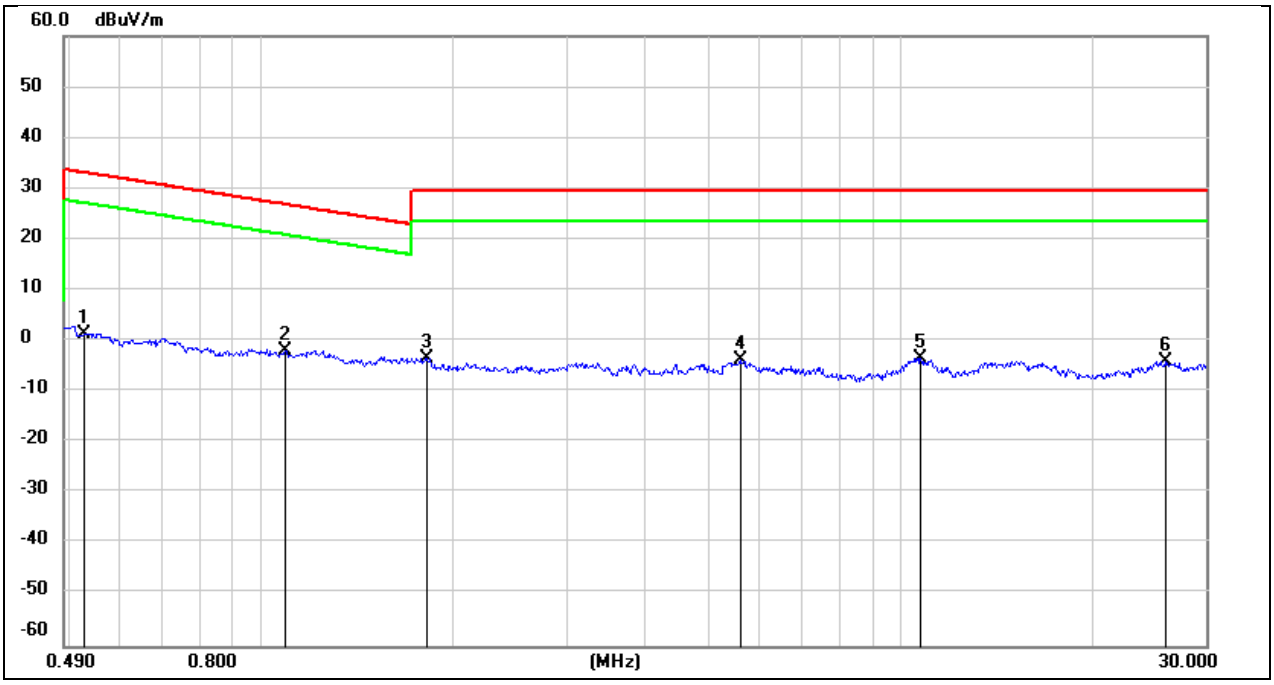

No.	Frequency	Reading	Correct	FCC Result	FCC Limit	ISED Result	ISED Limit	Margin	Remark
	(MHz)	(dBuV)	(dB/m)	(dBuV/m)	(dBuV/m)	(dBuA/m)	(dBuA/m)	(dB)	
1	0.5272	63.54	-62.07	1.47	33.16	-50.03	-18.34	-31.69	peak
2	1.0886	60.41	-62.22	-1.81	26.87	-53.31	-24.63	-28.68	peak
3	1.8180	58.53	-61.90	-3.37	29.54	-54.87	-21.96	-32.91	peak
4	5.5982	57.55	-61.41	-3.86	29.54	-55.36	-21.96	-33.40	peak
5	10.7299	57.48	-60.83	-3.35	29.54	-54.85	-21.96	-32.89	peak
6	25.8978	56.26	-60.36	-4.10	29.54	-55.60	-21.96	-33.64	peak

This report shall not be reproduced except in full, without the written approval of UL Verification Services (Guangzhou) Co., Ltd, Song Shan Lake Branch.

8.5. SPURIOUS EMISSIONS(30 MHZ~1 GHZ)

Test Mode:	802.11b	Frequency(MHz):	2412
Polarity:	Horizontal	Test Voltage:	AC 240V 60Hz

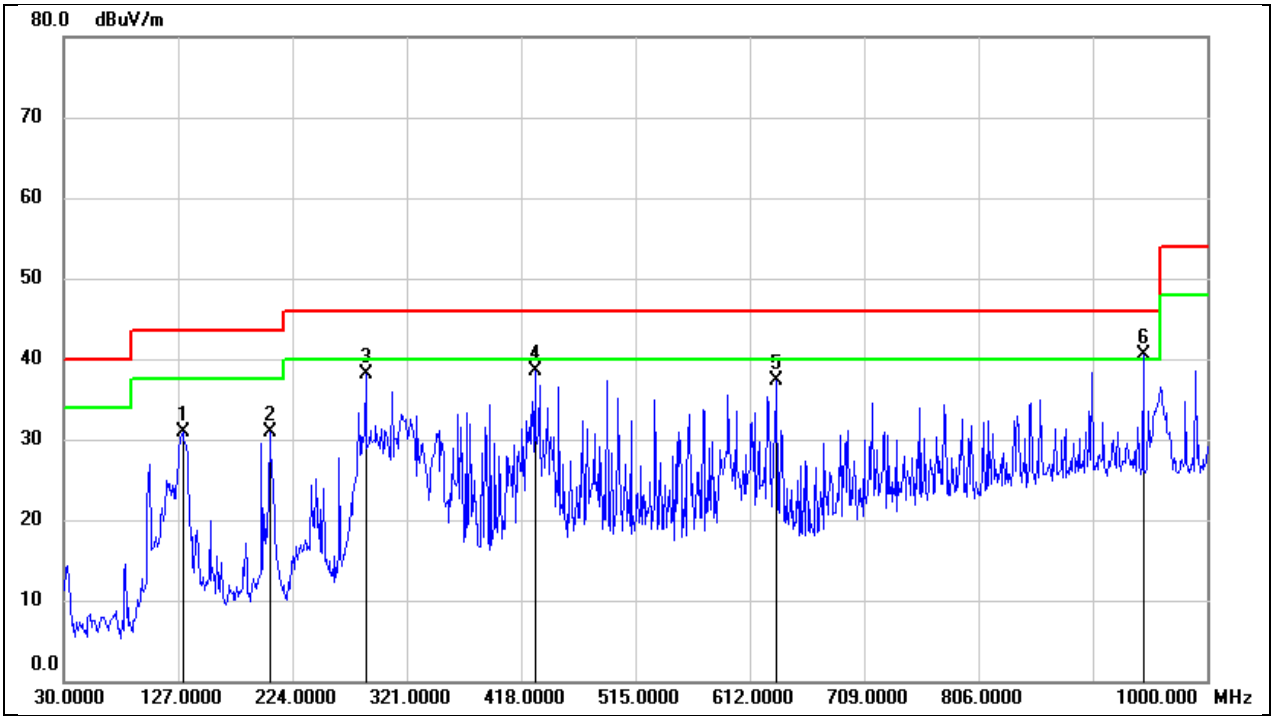

No.	Frequency (MHz)	Reading (dBuV)	Correct (dB/m)	Result (dBuV/m)	Limit (dBuV/m)	Margin (dB)	Remark
1	130.8800	45.18	-14.36	30.82	43.50	-12.68	QP
2	204.6000	43.45	-12.48	30.97	43.50	-12.53	QP
3	286.0799	50.44	-12.36	38.08	46.00	-7.92	QP
4	429.6400	47.30	-8.74	38.56	46.00	-7.44	QP
5	634.3100	42.98	-5.65	37.33	46.00	-8.67	QP
6	945.6800	41.22	-0.80	40.42	46.00	-5.58	QP

This report shall not be reproduced except in full, without the written approval of UL Verification Services (Guangzhou) Co., Ltd, Song Shan Lake Branch.

Test Mode:	802.11b	Frequency(MHz):	2412
Polarity:	Vertical	Test Voltage:	AC 240V 60Hz

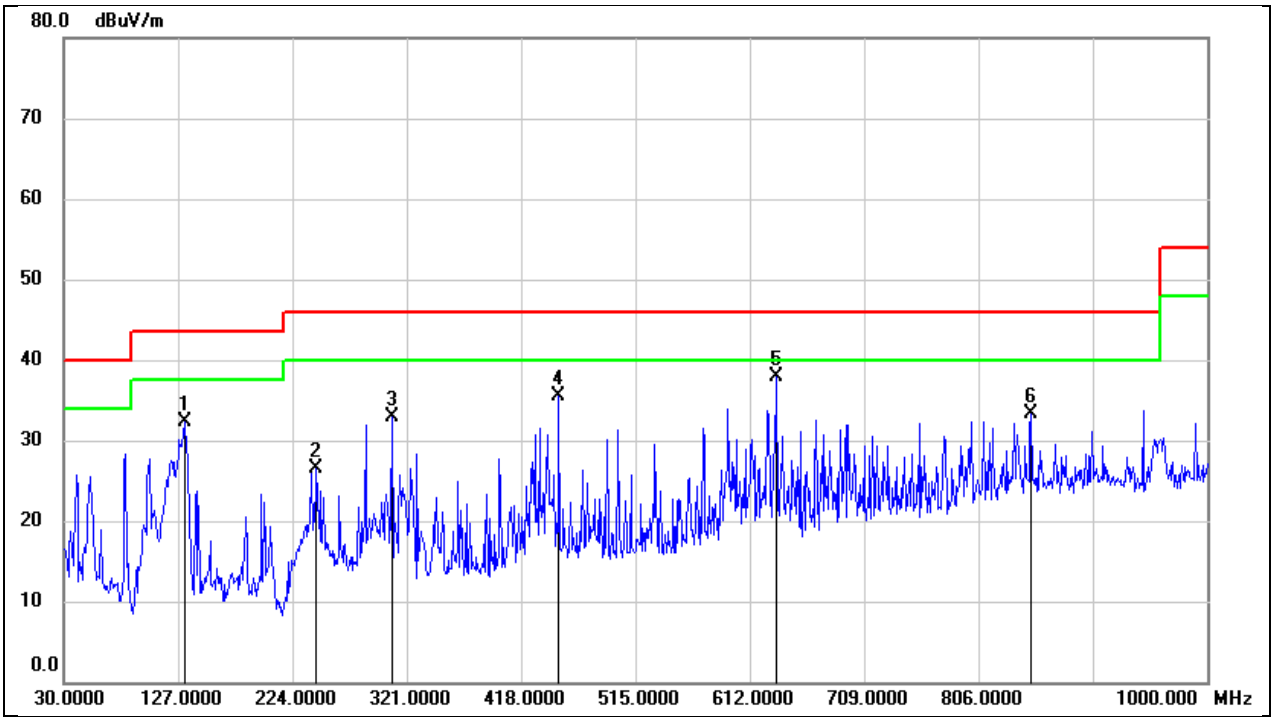

No.	Frequency (MHz)	Reading (dBuV)	Correct (dB/m)	Result (dBuV/m)	Limit (dBuV/m)	Margin (dB)	Remark
1	132.8200	46.63	-14.29	32.34	43.50	-11.16	QP
2	244.3700	40.73	-14.27	26.46	46.00	-19.54	QP
3	308.3900	44.08	-11.18	32.90	46.00	-13.10	QP
4	450.0100	43.71	-8.14	35.57	46.00	-10.43	QP
5	634.3100	43.50	-5.65	37.85	46.00	-8.15	QP
6	850.6200	34.64	-1.29	33.35	46.00	-12.65	QP

This report shall not be reproduced except in full, without the written approval of UL Verification Services (Guangzhou) Co., Ltd, Song Shan Lake Branch.

8.6. SPURIOUS EMISSIONS(18 GHZ~26 GHZ)

Test Mode:	802.11b	Frequency(MHz):	2412
Polarity:	Horizontal	Test Voltage:	AC 240V 60Hz

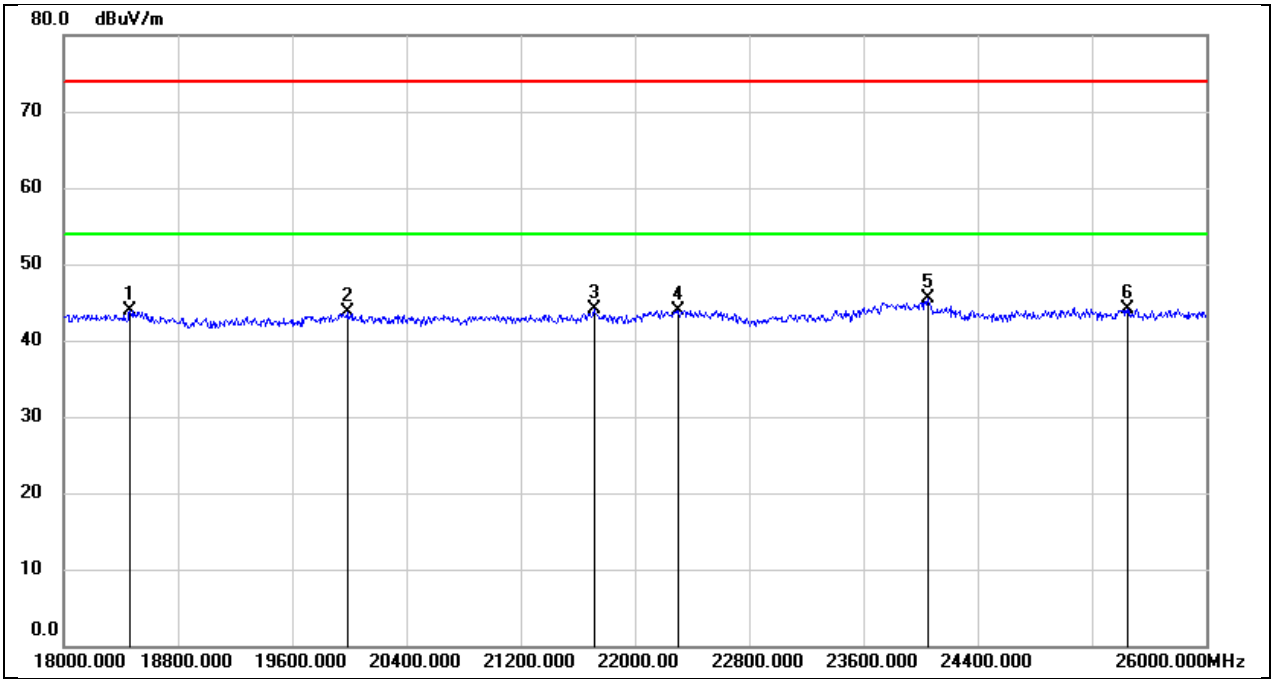

No.	Frequency (MHz)	Reading (dBuV)	Correct (dB/m)	Result (dBuV/m)	Limit (dBuV/m)	Margin (dB)	Remark
1	18464.000	49.22	-5.29	43.93	74.00	-30.07	peak
2	19992.000	49.15	-5.45	43.70	74.00	-30.30	peak
3	21712.000	48.44	-4.38	44.06	74.00	-29.94	peak
4	22304.000	48.05	-4.15	43.90	74.00	-30.10	peak
5	24048.000	48.22	-2.76	45.46	74.00	-28.54	peak
6	25448.000	45.83	-1.76	44.07	74.00	-29.93	peak

This report shall not be reproduced except in full, without the written approval of UL Verification Services (Guangzhou) Co., Ltd, Song Shan Lake Branch.

Test Mode:	802.11b	Frequency(MHz):	2412
Polarity:	Vertical	Test Voltage:	AC 240V 60Hz

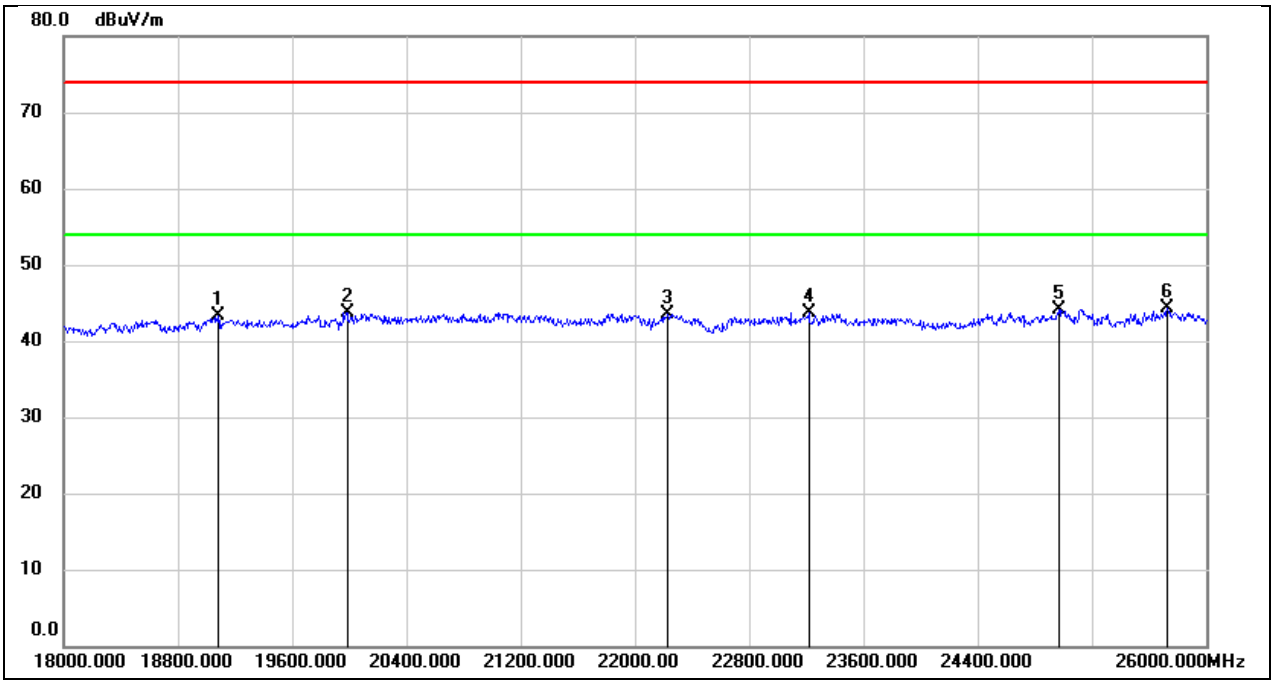

No.	Frequency (MHz)	Reading (dBuV)	Correct (dB/m)	Result (dBuV/m)	Limit (dBuV/m)	Margin (dB)	Remark
1	19080.000	48.60	-5.34	43.26	74.00	-30.74	peak
2	19984.000	49.21	-5.44	43.77	74.00	-30.23	peak
3	22232.000	47.73	-4.23	43.50	74.00	-30.50	peak
4	23216.000	47.01	-3.38	43.63	74.00	-30.37	peak
5	24968.000	46.26	-2.14	44.12	74.00	-29.88	peak
6	25728.000	45.11	-0.72	44.39	74.00	-29.61	peak

This report shall not be reproduced except in full, without the written approval of UL Verification Services (Guangzhou) Co., Ltd, Song Shan Lake Branch.

8.7. SPURIOUS EMISSIONS FOR SIMULTANEOUS TRANSMISSION

SPURIOUS EMISSIONS (LTE Band2, 802.11b 2.4G LOW CHANNEL, WORST-CASE CONFIGURATION, HORIZONTAL)

1-3 GHz

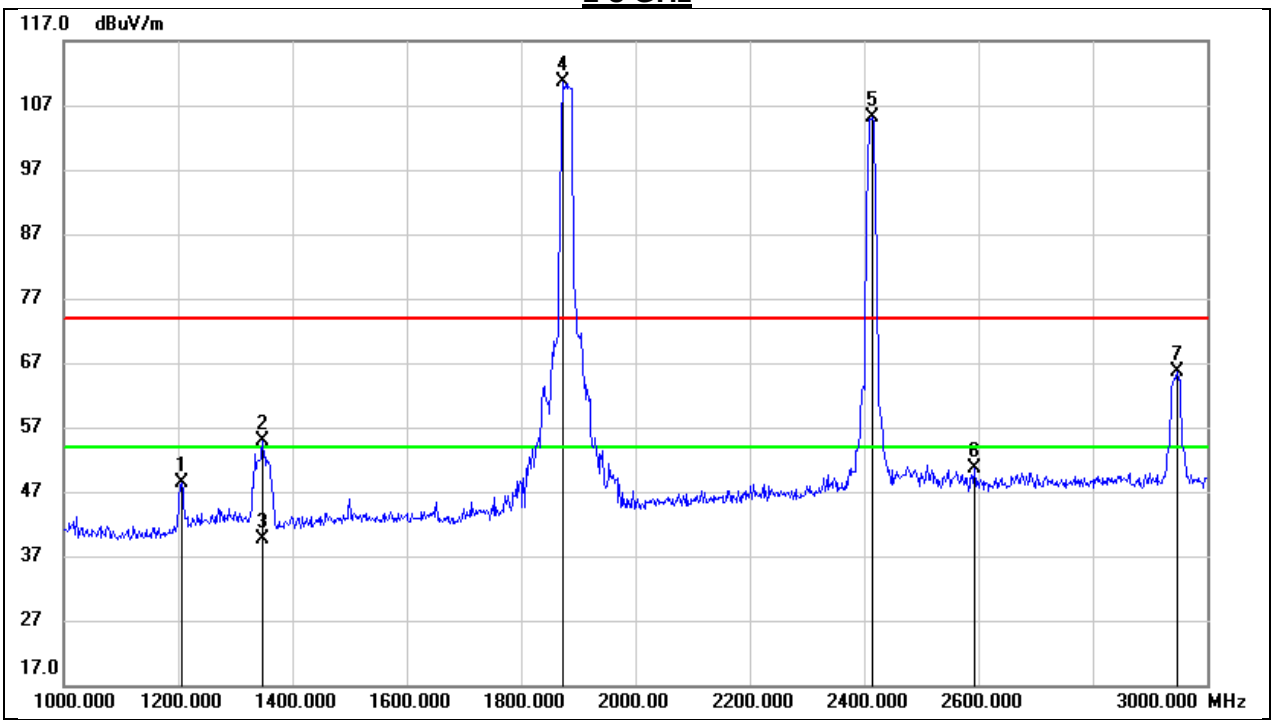

No.	Frequency (MHz)	Reading (dBuV)	Correct (dB/m)	Result (dBuV/m)	Limit (dBuV/m)	Margin (dB)	Remark
1	1206.000	20.91	27.58	48.49	74.00	-25.51	peak
2	1348.000	26.82	28.16	54.98	74.00	-19.02	peak
3	1348.000	11.49	28.16	39.65	54.00	-14.35	AVG
4	1874.000	80.52	30.04	110.56	/	/	Fundamental
5	2412.000	73.44	31.81	105.25	/	/	Fundamental
6	2594.000	18.30	32.35	50.65	74.00	-23.35	peak
7	2948.000	32.14	33.44	65.58	74.00	-8.42	peak

1. Measurement = Reading Level + Correct Factor.
2. If the peak values are less than the average limit of 54 dBuV/m, the average result is deemed to comply with average limit.
3. Peak: Peak detector.
4. AVG: VBW=1/Ton, where: Ton is the transmitting duration.
5. For the transmitting duration, please refer to clause 7.5.
6. Filter losses were only considered in the spurious frequency bands and the authorized band was not corrected for Band reject filter losses.
7. Proper operation of the transmitter prior to adding the filter to the measurement chain.
8. All modes, channels and antennas have been tested, only the worst data was recorded in the report.

This report shall not be reproduced except in full, without the written approval of UL Verification Services (Guangzhou) Co., Ltd, Song Shan Lake Branch.

3-18 GHz

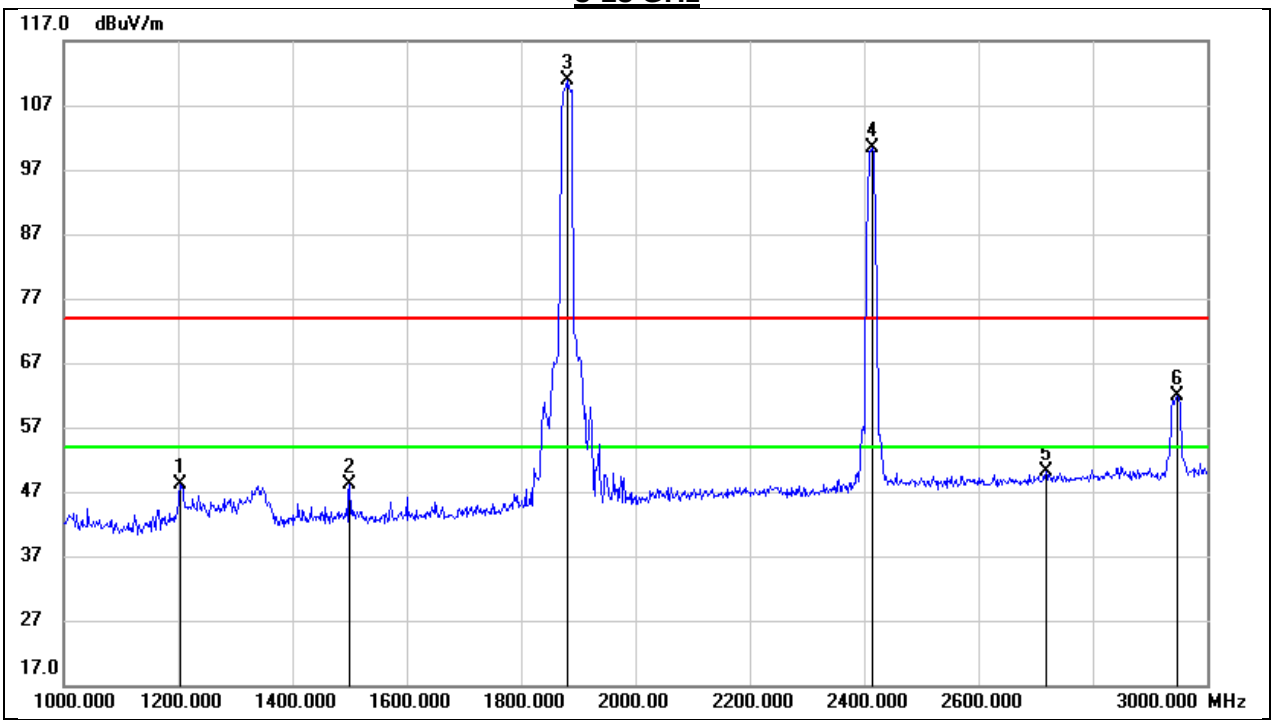

No.	Frequency (MHz)	Reading (dBuV)	Correct (dB/m)	Result (dBuV/m)	Limit (dBuV/m)	Margin (dB)	Remark
1	1204.000	20.15	28.02	48.17	74.00	-25.83	peak
2	1500.000	19.21	28.92	48.13	74.00	-25.87	peak
3	1880.000	80.01	30.77	110.78	/	/	Fundamental
4	2412.000	67.76	32.63	100.39	/	/	Fundamental
5	2718.000	16.37	33.75	50.12	74.00	-23.88	peak
6	2948.000	27.27	34.69	61.96	74.00	-12.04	peak

Note:
1. Peak Result = Reading Level + Correct Factor.
2. If the peak values are less than the average limit of 54 dBuV/m, the average result is deemed to comply with average limit.
3. Peak: Peak detector.
4. AVG: VBW=1/Ton, where: Ton is the transmitting duration.
5. For the transmitting duration, please refer to clause 7.5.
6. Filter losses were only considered in the spurious frequency bands and the authorized band was not corrected for High Pass Filter losses.
7. Proper operation of the transmitter prior to adding the filter to the measurement chain.
8. All modes, channels and antennas have been tested, only the worst data was recorded in the report.

This report shall not be reproduced except in full, without the written approval of UL Verification Services (Guangzhou) Co., Ltd, Song Shan Lake Branch.

SPURIOUS EMISSIONS (LTE Band2, 802.11b 2.4G LOW CHANNEL, WORST-CASE CONFIGURATION, VERTICAL)

1-3 GHz

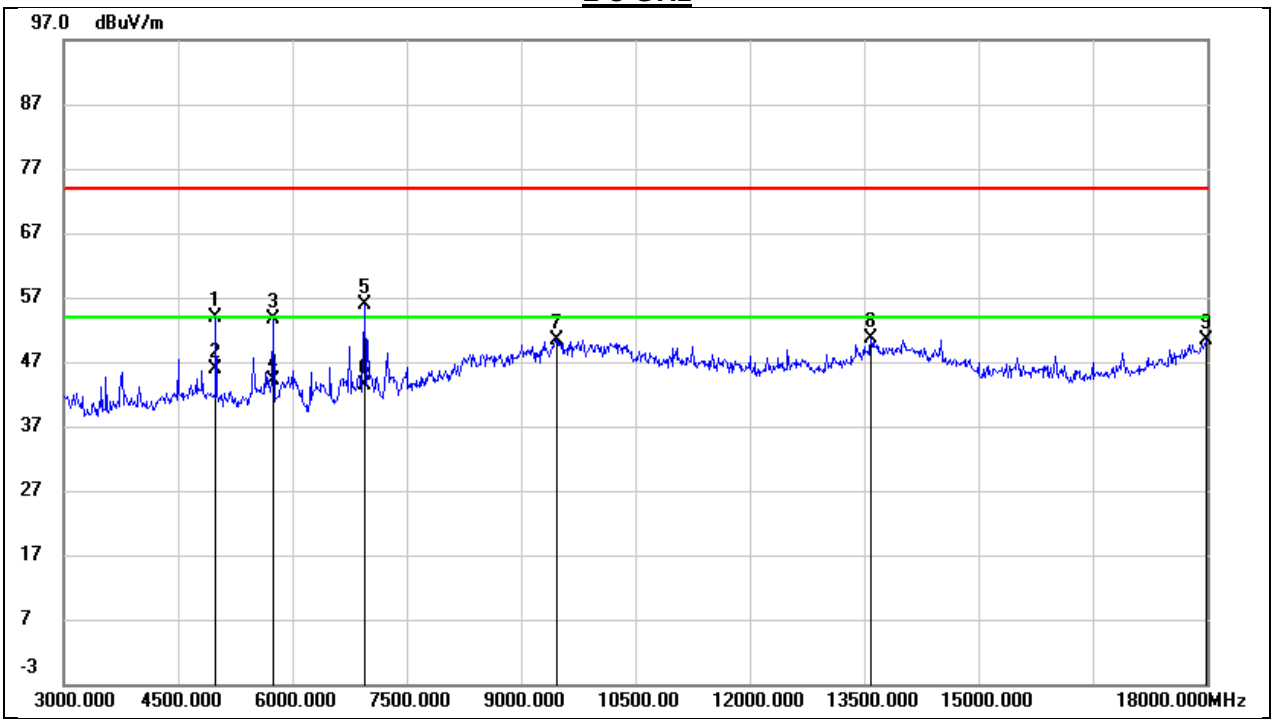

No.	Frequency (MHz)	Reading (dBuV)	Correct (dB/m)	Result (dBuV/m)	Limit (dBuV/m)	Margin (dB)	Remark
1	4995.000	52.97	0.94	53.91	74.00	-20.09	peak
2	4995.000	44.96	0.94	45.90	54.00	-8.10	AVG
3	5745.000	51.08	2.62	53.70	74.00	-20.30	peak
4	5745.000	41.40	2.62	44.02	54.00	-9.98	AVG
5	6945.000	49.59	6.22	55.81	74.00	-18.19	peak
6	6945.000	37.24	6.22	43.46	54.00	-10.54	AVG
7	9465.000	38.26	12.24	50.50	74.00	-23.50	peak
8	13590.000	28.08	22.60	50.68	74.00	-23.32	peak
9	17985.000	20.87	29.49	50.36	74.00	-23.64	peak

1. Measurement = Reading Level + Correct Factor.
2. If the peak values are less than the average limit of 54 dBuV/m, the average result is deemed to comply with average limit.
3. Peak: Peak detector.
4. AVG: VBW=1/Ton, where: Ton is the transmitting duration.
5. For the transmitting duration, please refer to clause 7.5.
6. Filter losses were only considered in the spurious frequency bands and the authorized band was not corrected for Band reject filter losses.
7. Proper operation of the transmitter prior to adding the filter to the measurement chain.
8. All modes, channels and antennas have been tested, only the worst data was recorded in the report.

This report shall not be reproduced except in full, without the written approval of UL Verification Services (Guangzhou) Co., Ltd, Song Shan Lake Branch.

3-18 GHz

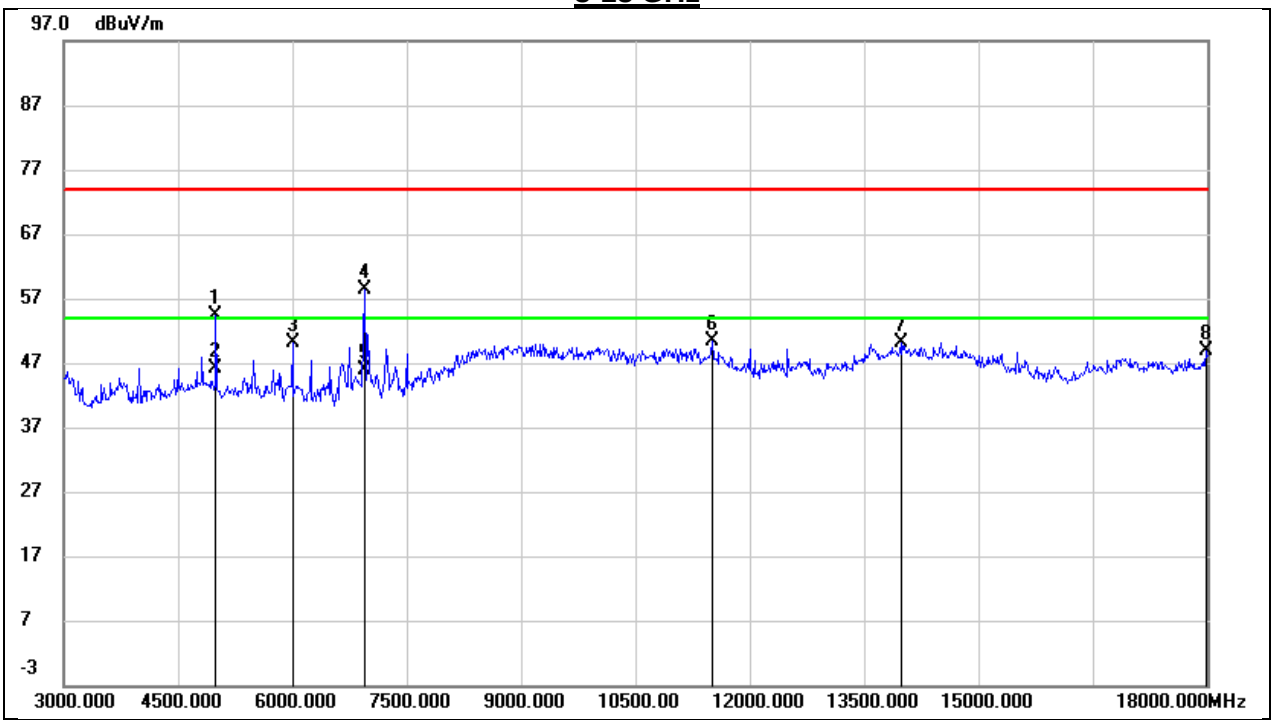

No.	Frequency (MHz)	Reading (dBuV)	Correct (dB/m)	Result (dBuV/m)	Limit (dBuV/m)	Margin (dB)	Remark
1	4995.000	52.18	2.14	54.32	74.00	-19.68	peak
2	4995.000	44.01	2.14	46.15	54.00	-7.85	AVG
3	6000.000	45.92	4.13	50.05	74.00	-23.95	peak
4	6945.000	51.27	7.11	58.38	74.00	-15.62	peak
5	6945.000	38.79	7.11	45.90	54.00	-8.10	AVG
6	11505.000	33.87	16.50	50.37	74.00	-23.63	peak
7	13980.000	28.08	22.11	50.19	74.00	-23.81	peak
8	17985.000	21.48	27.35	48.83	74.00	-25.17	peak

Note:
1. Peak Result = Reading Level + Correct Factor.
2. If the peak values are less than the average limit of 54 dBuV/m, the average result is deemed to comply with average limit.
3. Peak: Peak detector.
4. AVG: VBW=1/Ton, where: Ton is the transmitting duration.
5. For the transmitting duration, please refer to clause 7.5.
6. Filter losses were only considered in the spurious frequency bands and the authorized band was not corrected for High Pass Filter losses.
7. Proper operation of the transmitter prior to adding the filter to the measurement chain.
8. All modes, channels and antennas have been tested, only the worst data was recorded in the report.

Note: For spurious emissions in other bands, no worst spurious emission was found, do not report.

This report shall not be reproduced except in full, without the written approval of UL Verification Services (Guangzhou) Co., Ltd, Song Shan Lake Branch.

9. ANTENNA REQUIREMENT

REQUIREMENT

Please refer to FCC part 15.203
An intentional radiator shall be designed to ensure that no antenna other than that furnished by the responsible party shall be used with the device. The use of a permanently attached antenna or of an antenna that uses a unique coupling to the intentional radiator shall be considered sufficient to comply with the provisions of this section. The manufacturer may design the unit so that a broken antenna can be replaced by the user, but the use of a standard antenna jack or electrical connector is prohibited.

Please refer to FCC part 15.247(b)(4)
The conducted output power limit specified in paragraph (b) of this section is based on the use of antennas with directional gains that do not exceed 6 dBi. Except as shown in paragraph (c) of this section, if transmitting antennas of directional gain greater than 6 dBi are used, the conducted output power from the intentional radiator shall be reduced below the stated values in paragraphs (b)(1), (b)(2), and (b)(3) of this section, as appropriate, by the amount in dB that the directional gain of the antenna exceeds 6 dBi.

DESCRIPTION

Pass

This report shall not be reproduced except in full, without the written approval of UL Verification Services (Guangzhou) Co., Ltd, Song Shan Lake Branch.

10. AC POWER LINE CONDUCTED EMISSION

LIMITS

Please refer to CFR 47 FCC §15.207 (a) and ISED RSS-Gen Clause 8.8

FREQUENCY (MHz)	Quasi-peak	Average
0.15 -0.5	66 - 56 *	56 - 46 *
0.50 -5.0	56.00	46.00
5.0 -30.0	60.00	50.00

TEST PROCEDURE

The EUT is put on a table of non-conducting material that is 80 cm high. The vertical conducting wall of shielding is located 40 cm to the rear of the EUT. The power line of the EUT is connected to the AC mains through a Artificial Mains Network (A.M.N.). A EMI Measurement Receiver (R&S Test Receiver ESR3) is used to test the emissions from both sides of AC line. According to the requirements in Section 6.2 of ANSI C63.10-2013.Conducted emissions from the EUT measured in the frequency range between 0.15 MHz and 30 MHz using CISPR Quasi-Peak and average detector mode. The bandwidth of EMI test receiver is set at 9 kHz.

The arrangement of the equipment is installed to meet the standards and operating in a manner, which tends to maximize its emission characteristics in a normal application.

TEST SETUP

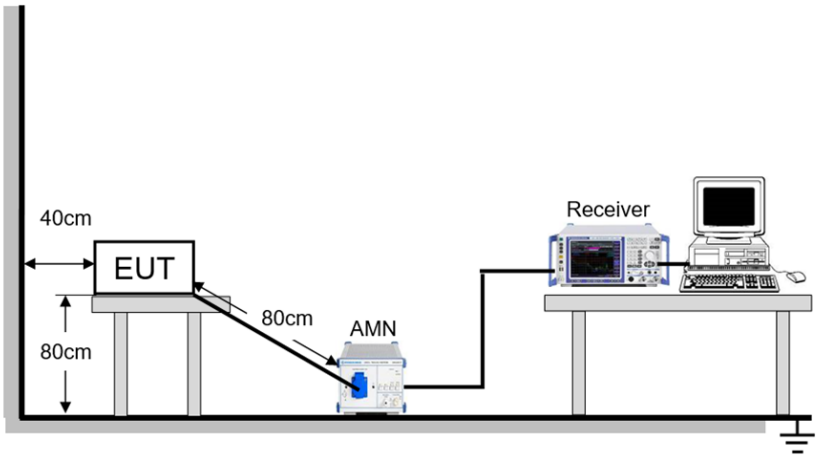

TEST ENVIRONMENT

Temperature	23.2℃	Relative Humidity	52%
Atmosphere Pressure	101kPa	Test Voltage	AC 240V 60Hz

This report shall not be reproduced except in full, without the written approval of UL Verification Services (Guangzhou) Co., Ltd, Song Shan Lake Branch.

TEST RESULTS

Test Mode:	802.11b	Frequency(MHz):	2412
Line:	Line1		

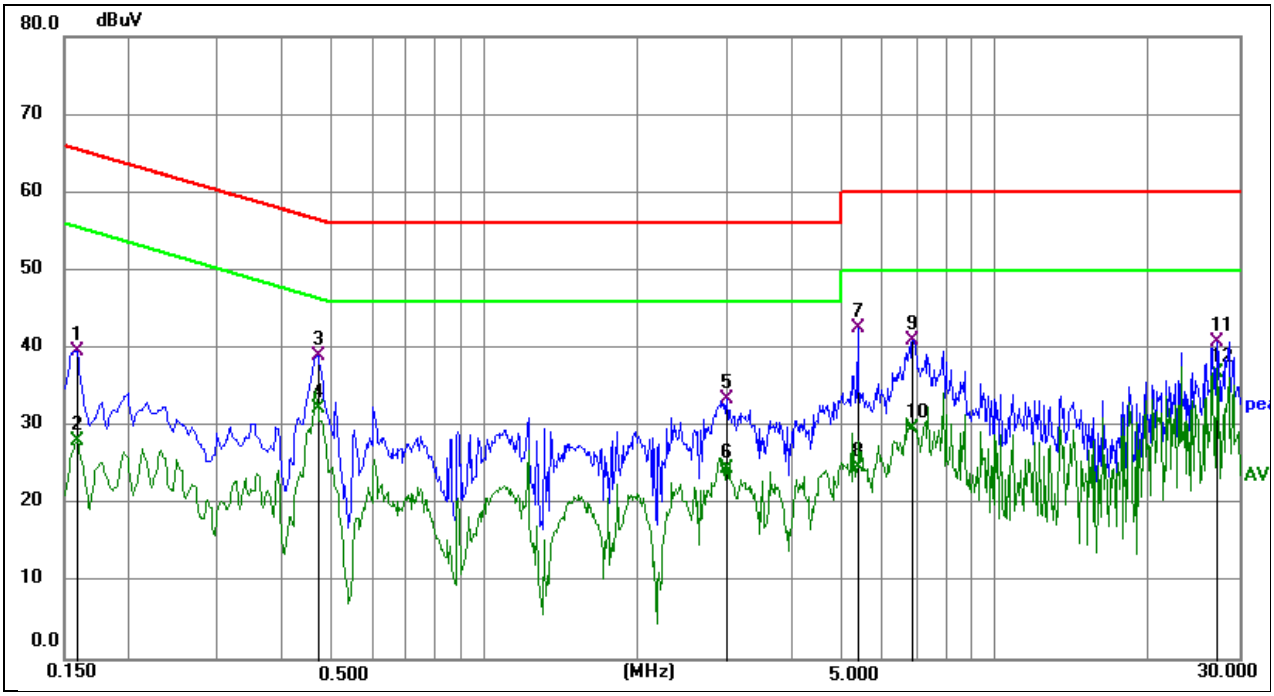

No.	Frequency (MHz)	Reading (dBuV)	Correct (dB)	Result (dBuV)	Limit (dBuV)	Margin (dB)	Remark
1	0.1590	29.81	9.77	39.58	65.52	-25.94	QP
2	0.1590	18.39	9.77	28.16	55.52	-27.36	AVG
3	0.4694	29.19	9.79	38.98	56.52	-17.54	QP
4	0.4694	22.47	9.79	32.26	46.52	-14.26	AVG
5	2.9805	23.53	9.84	33.37	56.00	-22.63	QP
6	2.9805	14.75	9.84	24.59	46.00	-21.41	AVG
7	5.3880	32.60	9.89	42.49	60.00	-17.51	QP
8	5.3880	14.86	9.89	24.75	50.00	-25.25	AVG
9	6.8864	31.12	9.95	41.07	60.00	-18.93	QP
10	6.8864	19.75	9.95	29.70	50.00	-20.30	AVG
11	27.1590	30.75	10.13	40.88	60.00	-19.12	QP
12	27.1590	26.67	10.13	36.80	50.00	-13.20	AVG

Note:
1. Result = Reading + Correct Factor.
2. If QP Result complies with AV limit, AV Result is deemed to comply with AV limit.
3. Test setup: RBW: 200 Hz (9 kHz ~ 150 kHz), 9 kHz (150 kHz ~ 30 MHz).
4. Step size: 80 Hz (0.009 MHz ~ 0.15 MHz), 4 kHz (0.15 MHz ~ 30 MHz), Scan time: auto.

Note: All the modes have been tested, only the worst data was recorded in the report.

This report shall not be reproduced except in full, without the written approval of UL Verification Services (Guangzhou) Co., Ltd, Song Shan Lake Branch.

Test Mode:	802.11b	Frequency(MHz):	2412
Line:	Line2		

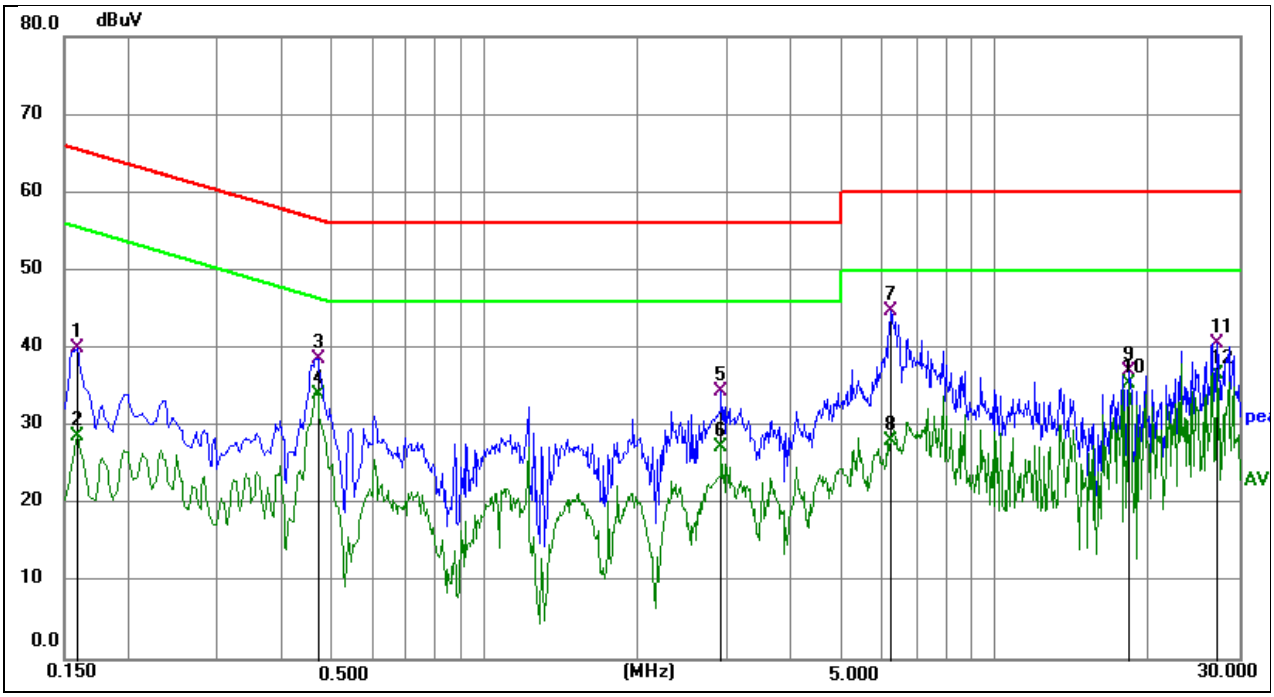

No.	Frequency (MHz)	Reading (dBuV)	Correct (dB)	Result (dBuV)	Limit (dBuV)	Margin (dB)	Remark
1	0.1590	30.35	9.67	40.02	65.52	-25.50	QP
2	0.1590	19.09	9.67	28.76	55.52	-26.76	AVG
3	0.4694	28.86	9.69	38.55	56.52	-17.97	QP
4	0.4694	24.31	9.69	34.00	46.52	-12.52	AVG
5	2.9130	24.71	9.74	34.45	56.00	-21.55	QP
6	2.9130	17.60	9.74	27.34	46.00	-18.66	AVG
7	6.2430	34.92	9.89	44.81	60.00	-15.19	QP
8	6.2430	18.21	9.89	28.10	50.00	-21.90	AVG
9	18.2443	26.84	10.20	37.04	60.00	-22.96	QP
10	18.2443	25.18	10.20	35.38	50.00	-14.62	AVG
11	27.1590	30.34	10.30	40.64	60.00	-19.36	QP
12	27.1590	26.37	10.30	36.67	50.00	-13.33	AVG

Note:
1. Result = Reading + Correct Factor.
2. If QP Result complies with AV limit, AV Result is deemed to comply with AV limit.
3. Test setup: RBW: 200 Hz (9 kHz ~ 150 kHz), 9 kHz (150 kHz ~ 30 MHz).
4. Step size: 80 Hz (0.009 MHz ~ 0.15 MHz), 4 kHz (0.15 MHz ~ 30 MHz), Scan time: auto.

Note: All the modes have been tested, only the worst data was recorded in the report.

This report shall not be reproduced except in full, without the written approval of UL Verification Services (Guangzhou) Co., Ltd, Song Shan Lake Branch.

11. TEST DATA

11.1. APPENDIX A: DUTY CYCLE

Test Mode	On Time (msec)	Period (msec)	Duty Cycle x (Linear)	Duty Cycle (%)	Duty Cycle Correction Factor (dB)	1/T Minimum VBW (kHz)	Final setting For VBW (kHz)
b	8.38	8.49	0.9870	98.70	0.06	0.12	0.01
g	3.11	3.22	0.9658	96.58	0.15	0.32	1
n20	4.77	4.87	0.9795	97.95	0.09	0.21	1
n40	2.32	2.42	0.9587	95.87	0.18	0.43	1

Note:
Duty Cycle Correction Factor=10log (1/x).
Where: x is Duty Cycle (Linear)
Where: T is On Time
If that calculated VBW is not available on the analyzer then the next higher value should be used.

This report shall not be reproduced except in full, without the written approval of UL Verification Services (Guangzhou) Co., Ltd, Song Shan Lake Branch.

Test Graphs

Duty Cycle NVNT b 2412MHz Ant1

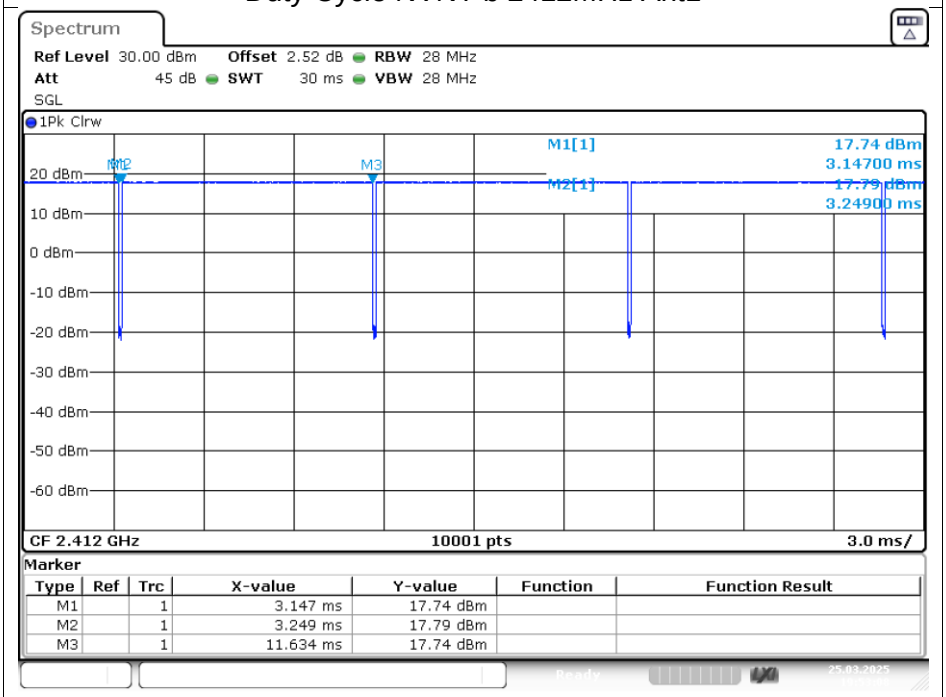

Date: 25.MAR.2025 19:53:08

Duty Cycle NVNT g 2412MHz Ant1

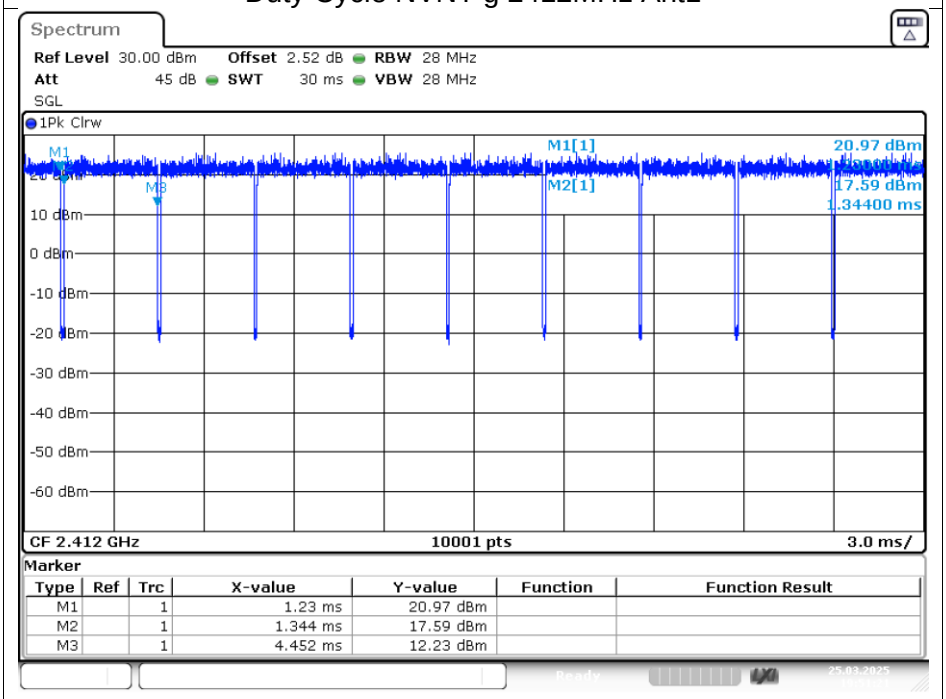

Date: 25.MAR.2025 19:51:21

This report shall not be reproduced except in full, without the written approval of UL Verification Services (Guangzhou) Co., Ltd, Song Shan Lake Branch.

Duty Cycle NVNT n20 2412MHz Ant1

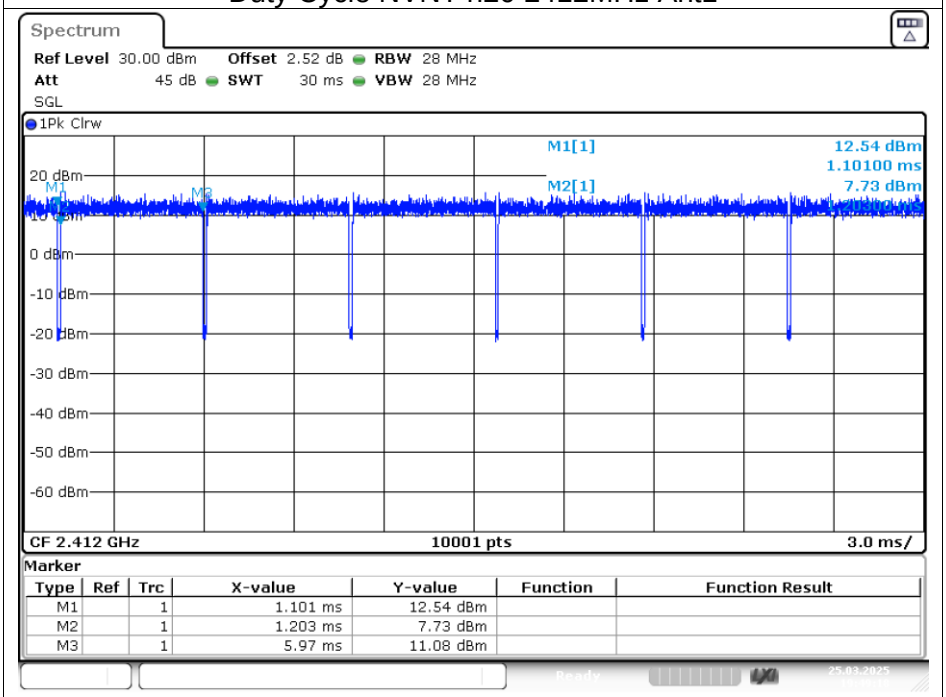

Marker

Type	Ref	Trc	X-value	Y-value	Function	Function Result
M1		1	1.101 ms	12.54 dBm		
M2		1	1.203 ms	7.73 dBm		
M3		1	5.97 ms	11.08 dBm		

Date: 25.MAR.2025 19:49:18

Duty Cycle NVNT n40 2422MHz Ant1

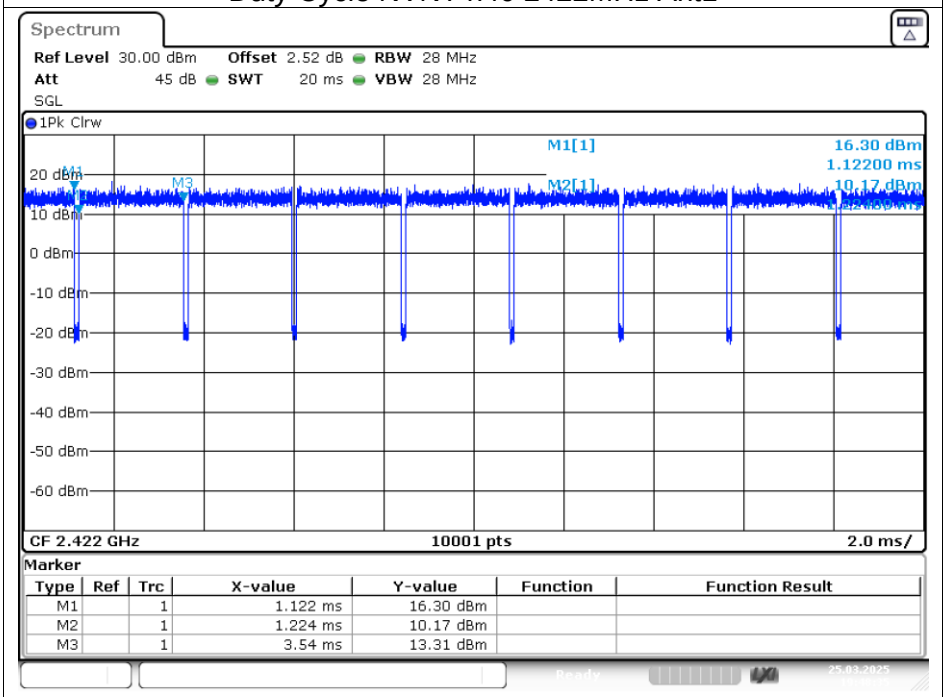

Marker

Type	Ref	Trc	X-value	Y-value	Function	Function Result
M1		1	1.122 ms	16.30 dBm		
M2		1	1.224 ms	10.17 dBm		
M3		1	3.54 ms	13.31 dBm		

Date: 25.MAR.2025 19:48:36

This report shall not be reproduced except in full, without the written approval of UL Verification Services (Guangzhou) Co., Ltd, Song Shan Lake Branch.

11.2. APPENDIX B: MAXIMUM CONDUCTED OUTPUT POWER

Condition	Mode	Frequency (MHz)	Antenna	Conducted Power (dBm)	Limit (dBm)	Verdict
NVNT	b	2412	Ant1	17.7	≤30	Pass
NVNT	b	2437	Ant1	17.03	≤30	Pass
NVNT	b	2462	Ant1	16.23	≤30	Pass
NVNT	b	2412	Ant2	16.73	≤30	Pass
NVNT	b	2437	Ant2	16.67	≤30	Pass
NVNT	b	2462	Ant2	16.01	≤30	Pass
NVNT	g	2412	Ant1	15.34	≤30	Pass
NVNT	g	2412	Ant2	15.37	≤30	Pass
NVNT	g	2437	Ant1	15.44	≤30	Pass
NVNT	g	2437	Ant2	15.41	≤30	Pass
NVNT	g	2462	Ant1	15.37	≤30	Pass
NVNT	g	2462	Ant2	15.36	≤30	Pass
NVNT	n20	2412	Ant1	10.97	≤30	Pass
NVNT	n20	2412	Ant2	9.96	≤30	Pass
NVNT	n20	2412	Sum	13.5	≤30	Pass
NVNT	n20	2437	Ant1	10.99	≤30	Pass
NVNT	n20	2437	Ant2	9.99	≤30	Pass
NVNT	n20	2437	Sum	13.53	≤30	Pass
NVNT	n20	2462	Ant1	10.89	≤30	Pass
NVNT	n20	2462	Ant2	9.56	≤30	Pass
NVNT	n20	2462	Sum	13.29	≤30	Pass
NVNT	n40	2422	Ant1	10.04	≤30	Pass
NVNT	n40	2422	Ant2	10	≤30	Pass
NVNT	n40	2422	Sum	13.03	≤30	Pass
NVNT	n40	2437	Ant1	10.05	≤30	Pass
NVNT	n40	2437	Ant2	9.99	≤30	Pass
NVNT	n40	2437	Sum	13.03	≤30	Pass
NVNT	n40	2452	Ant1	9.98	≤30	Pass
NVNT	n40	2452	Ant2	9.74	≤30	Pass
NVNT	n40	2452	Sum	12.87	≤30	Pass

This report shall not be reproduced except in full, without the written approval of UL Verification Services (Guangzhou) Co., Ltd, Song Shan Lake Branch.

11.3. APPENDIX C: -6DB BANDWIDTH

Condition	Mode	Frequency (MHz)	Antenna	-6 dB Bandwidth (MHz)	Limit -6 dB Bandwidth (MHz)	Verdict
NVNT	b	2412	Ant1	10.06	≥0.5	Pass
NVNT	b	2412	Ant2	10.05	≥0.5	Pass
NVNT	b	2437	Ant1	10.03	≥0.5	Pass
NVNT	b	2437	Ant2	10.06	≥0.5	Pass
NVNT	b	2462	Ant1	10.04	≥0.5	Pass
NVNT	b	2462	Ant2	10.06	≥0.5	Pass
NVNT	g	2412	Ant1	16.46	≥0.5	Pass
NVNT	g	2412	Ant2	16.36	≥0.5	Pass
NVNT	g	2437	Ant1	16.44	≥0.5	Pass
NVNT	g	2437	Ant2	16.34	≥0.5	Pass
NVNT	g	2462	Ant1	16.43	≥0.5	Pass
NVNT	g	2462	Ant2	16.34	≥0.5	Pass
NVNT	n20	2412	Ant1	17.58	≥0.5	Pass
NVNT	n20	2412	Ant2	17.59	≥0.5	Pass
NVNT	n20	2437	Ant1	17.59	≥0.5	Pass
NVNT	n20	2437	Ant2	17.55	≥0.5	Pass
NVNT	n20	2462	Ant1	17.65	≥0.5	Pass
NVNT	n20	2462	Ant2	17.54	≥0.5	Pass
NVNT	n40	2422	Ant1	36.35	≥0.5	Pass
NVNT	n40	2422	Ant2	35.63	≥0.5	Pass
NVNT	n40	2437	Ant1	36.32	≥0.5	Pass
NVNT	n40	2437	Ant2	35.71	≥0.5	Pass
NVNT	n40	2452	Ant1	36.34	≥0.5	Pass
NVNT	n40	2452	Ant2	35.77	≥0.5	Pass

This report shall not be reproduced except in full, without the written approval of UL Verification Services (Guangzhou) Co., Ltd, Song Shan Lake Branch.

Test Graphs

-6dB Bandwidth NVNT b 2412MHz Ant1

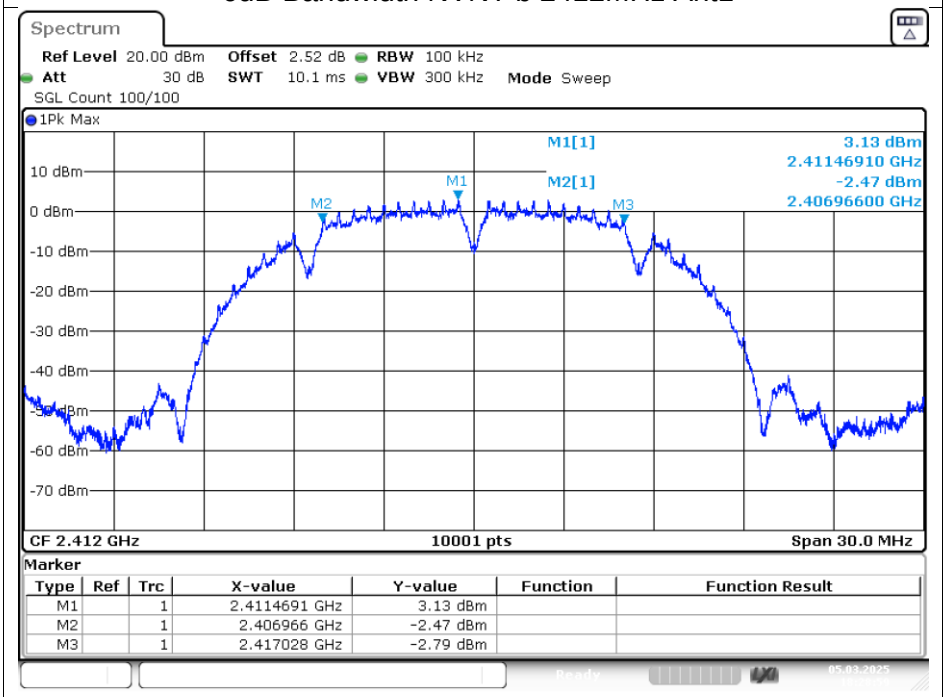

Marker

Type	Ref	Trc	X-value	Y-value	Function	Function Result
M1		1	2.4114691 GHz	3.13 dBm		
M2		1	2.406966 GHz	-2.47 dBm		
M3		1	2.417028 GHz	-2.79 dBm		

Date: 5.MAR.2025 18:28:59

-6dB Bandwidth NVNT b 2412MHz Ant2

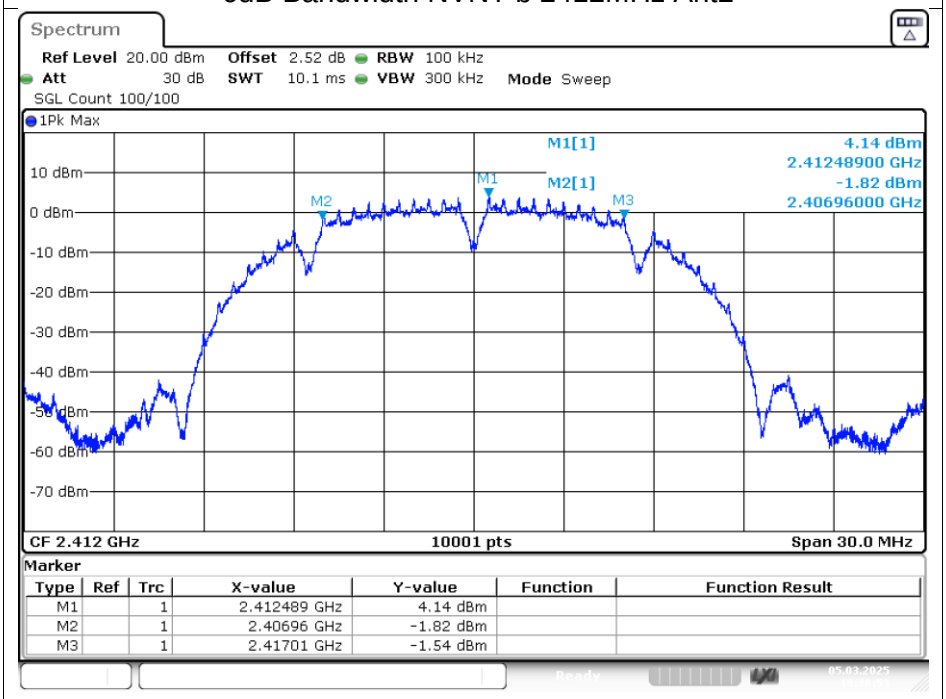

Marker

Type	Ref	Trc	X-value	Y-value	Function	Function Result
M1		1	2.412489 GHz	4.14 dBm		
M2		1	2.40696 GHz	-1.82 dBm		
M3		1	2.41701 GHz	-1.54 dBm		

Date: 5.MAR.2025 19:16:53

This report shall not be reproduced except in full, without the written approval of UL Verification Services (Guangzhou) Co., Ltd, Song Shan Lake Branch.

-6dB Bandwidth NVNT b 2437MHz Ant1

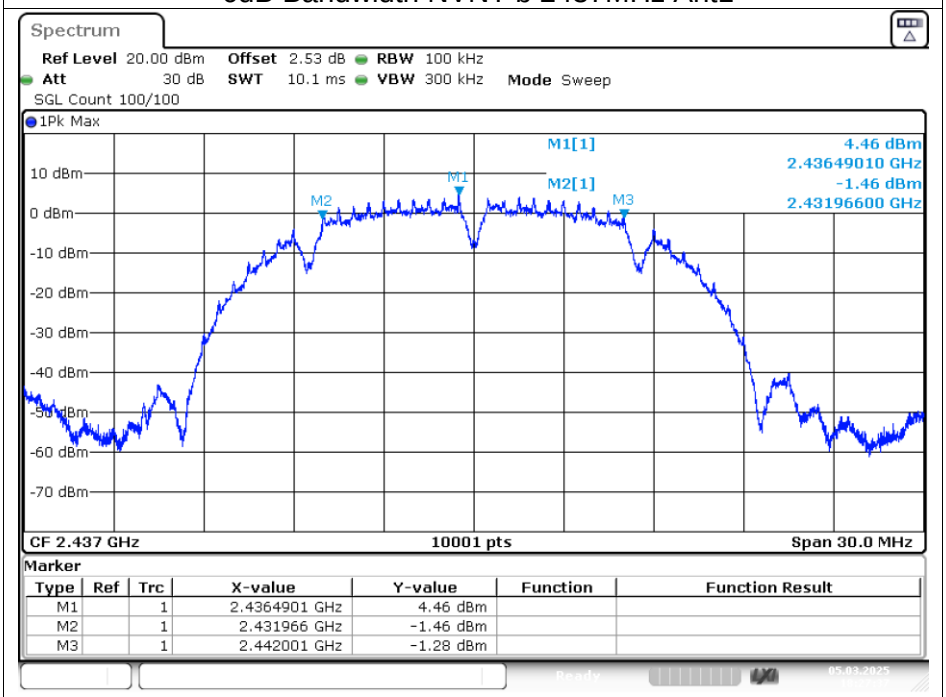

Marker

Type	Ref	Trc	X-value	Y-value	Function	Function Result
M1		1	2.4364901 GHz	4.46 dBm		
M2		1	2.431966 GHz	-1.46 dBm		
M3		1	2.442001 GHz	-1.28 dBm		

Date: 5.MAR.2025 18:27:37

-6dB Bandwidth NVNT b 2437MHz Ant2

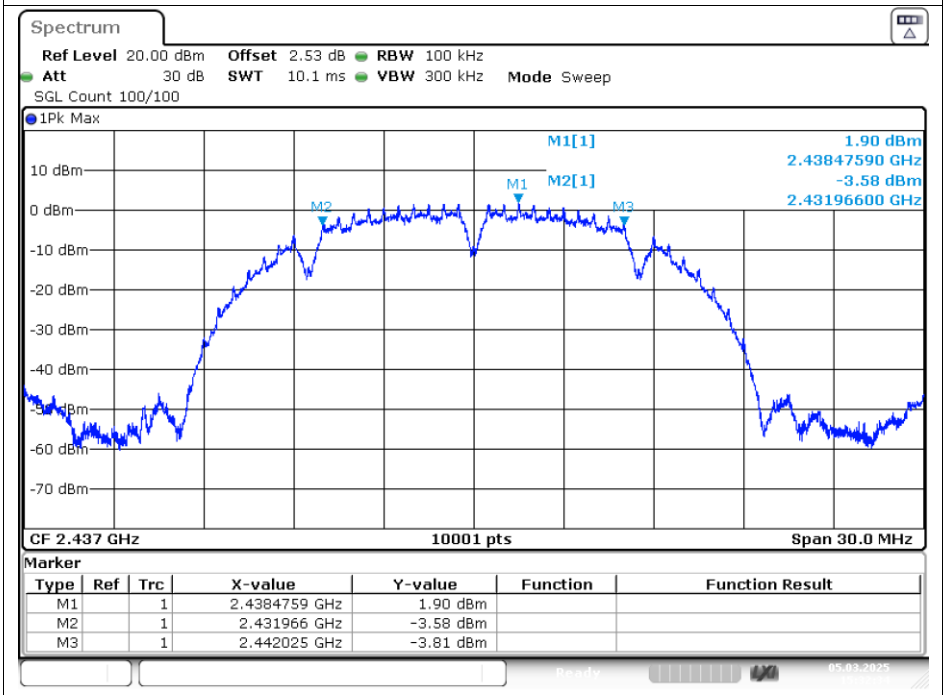

Marker

Type	Ref	Trc	X-value	Y-value	Function	Function Result
M1		1	2.4384759 GHz	1.90 dBm		
M2		1	2.431966 GHz	-3.58 dBm		
M3		1	2.442025 GHz	-3.81 dBm		

Date: 5.MAR.2025 15:32:34

This report shall not be reproduced except in full, without the written approval of UL Verification Services (Guangzhou) Co., Ltd, Song Shan Lake Branch.

-6dB Bandwidth NVNT b 2462MHz Ant1

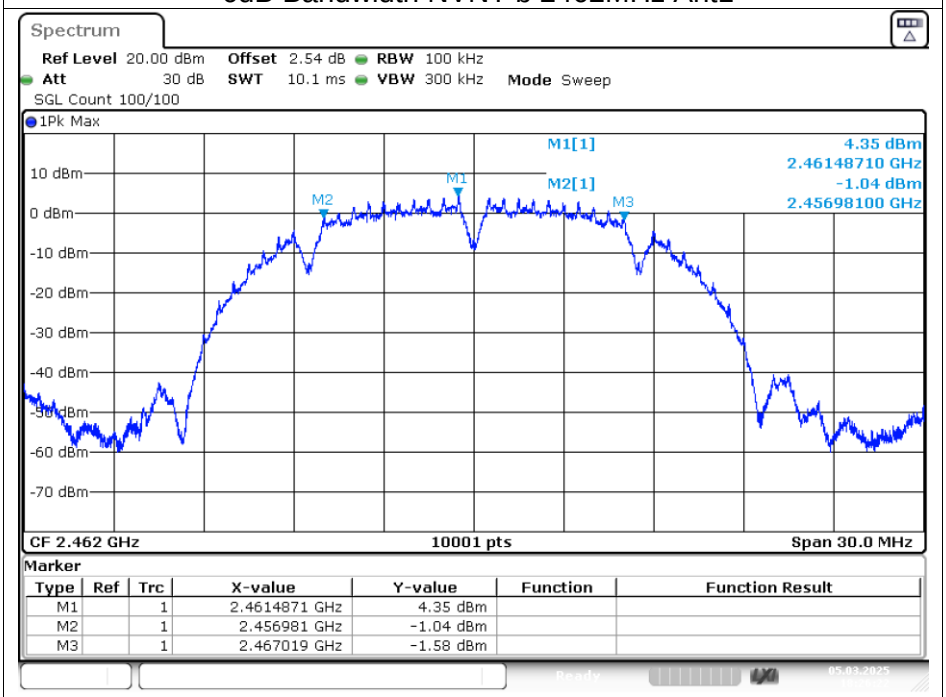

-6dB Bandwidth NVNT b 2462MHz Ant2

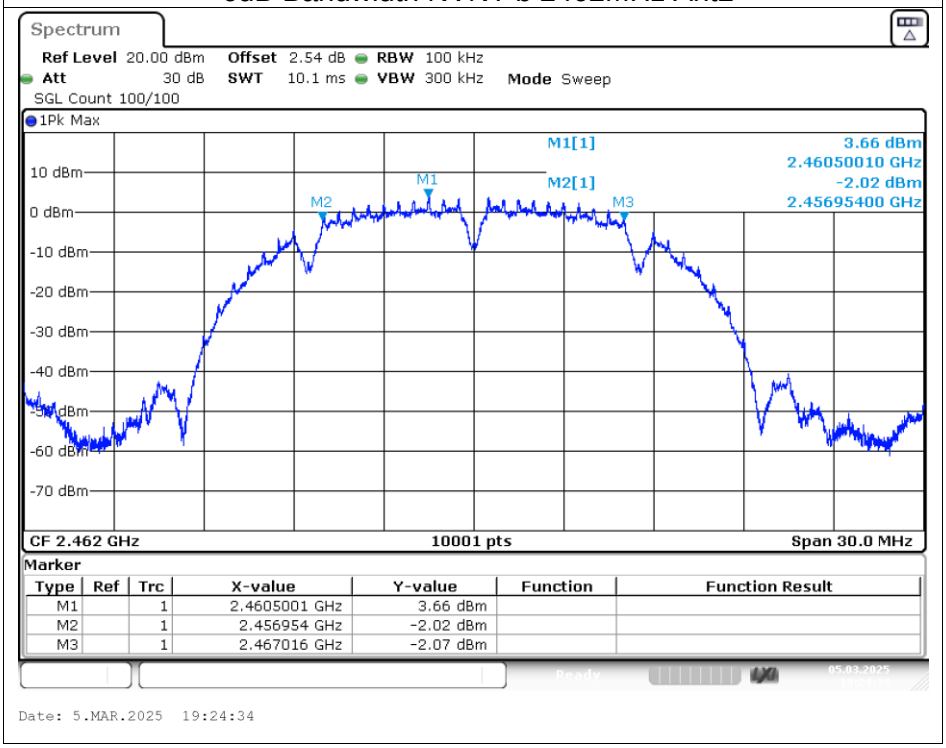

This report shall not be reproduced except in full, without the written approval of UL Verification Services (Guangzhou) Co., Ltd, Song Shan Lake Branch.

-6dB Bandwidth NVNT g 2412MHz Ant1

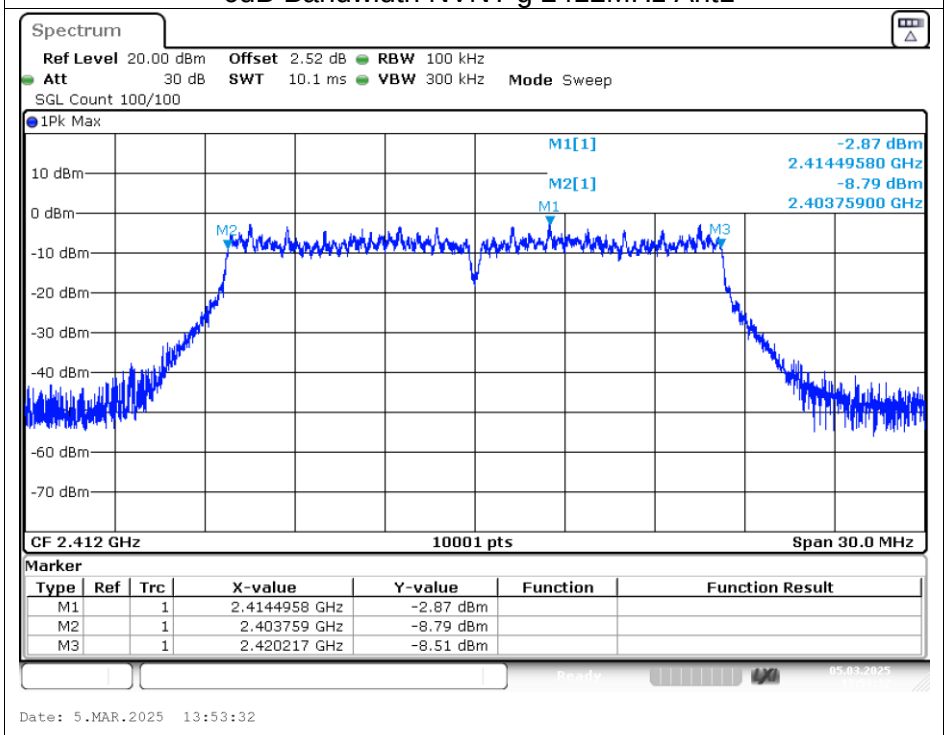

-6dB Bandwidth NVNT g 2412MHz Ant2

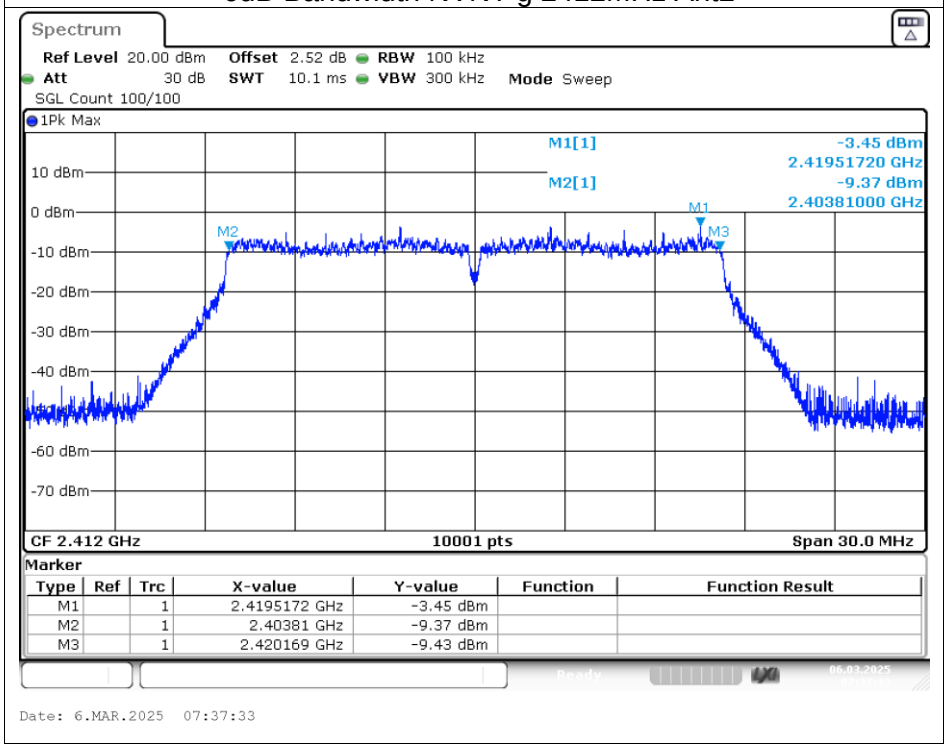

This report shall not be reproduced except in full, without the written approval of UL Verification Services (Guangzhou) Co., Ltd, Song Shan Lake Branch.

-6dB Bandwidth NVNT g 2437MHz Ant1

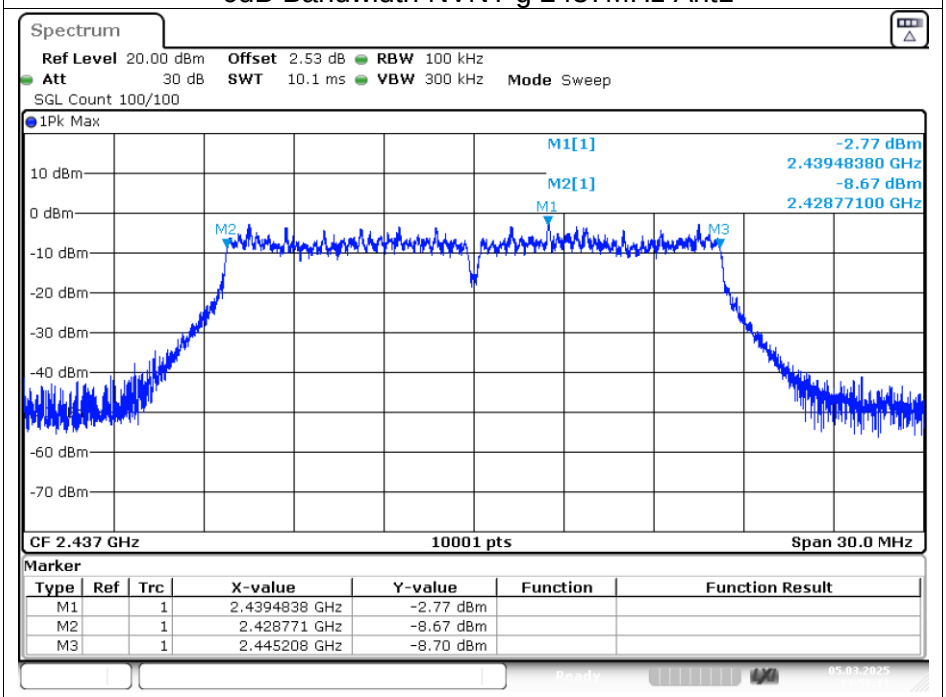

-6dB Bandwidth NVNT g 2437MHz Ant2

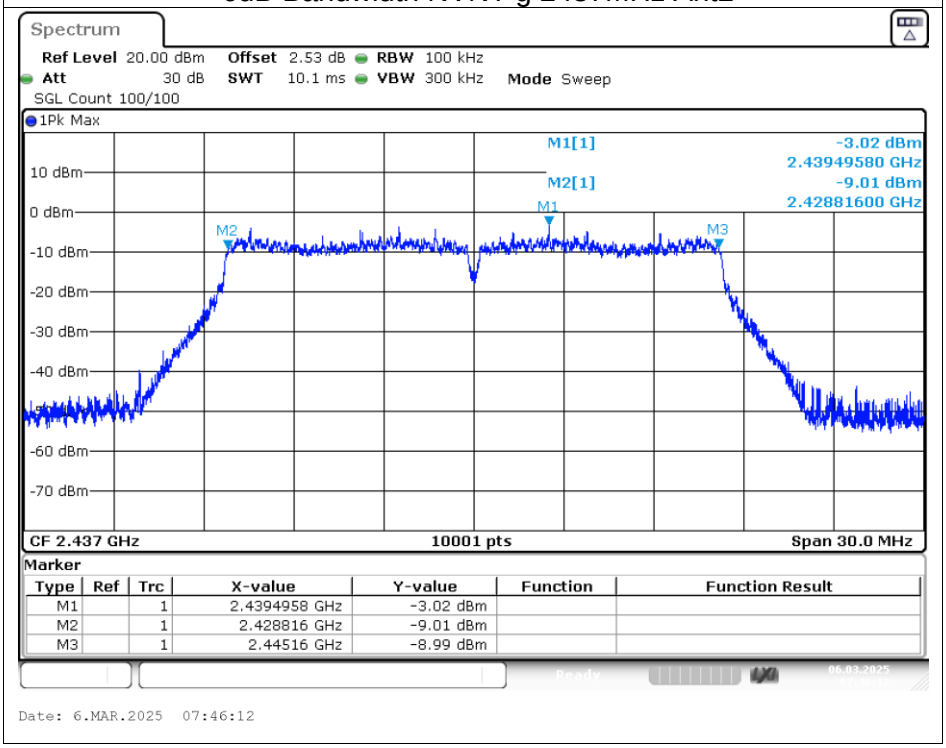

This report shall not be reproduced except in full, without the written approval of UL Verification Services (Guangzhou) Co., Ltd, Song Shan Lake Branch.

-6dB Bandwidth NVNT g 2462MHz Ant1

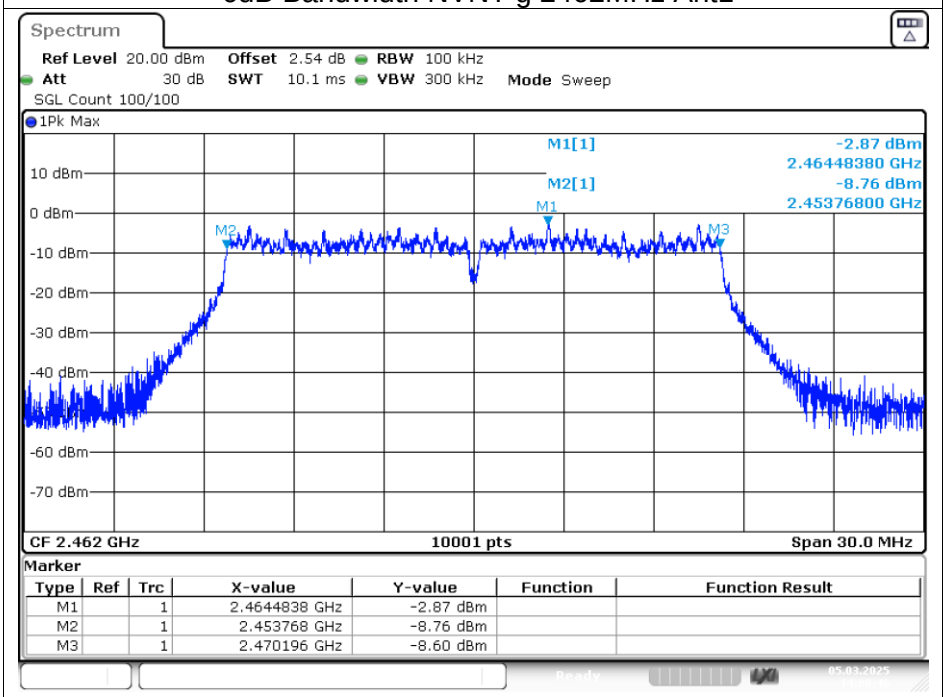

-6dB Bandwidth NVNT g 2462MHz Ant2

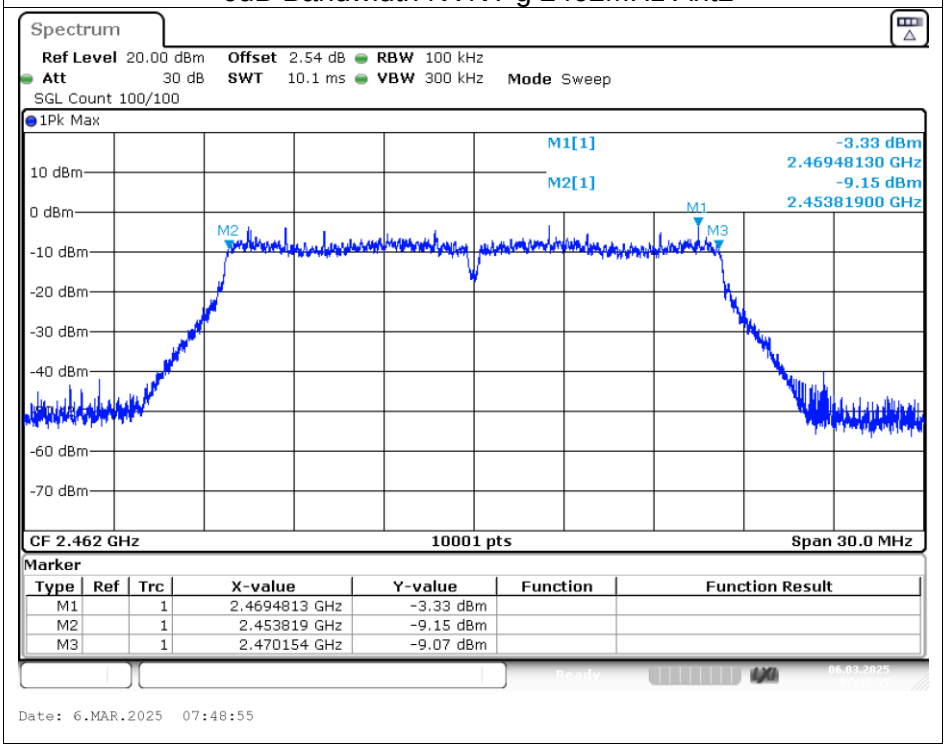

This report shall not be reproduced except in full, without the written approval of UL Verification Services (Guangzhou) Co., Ltd, Song Shan Lake Branch.

-6dB Bandwidth NVNT n20 2412MHz Ant1

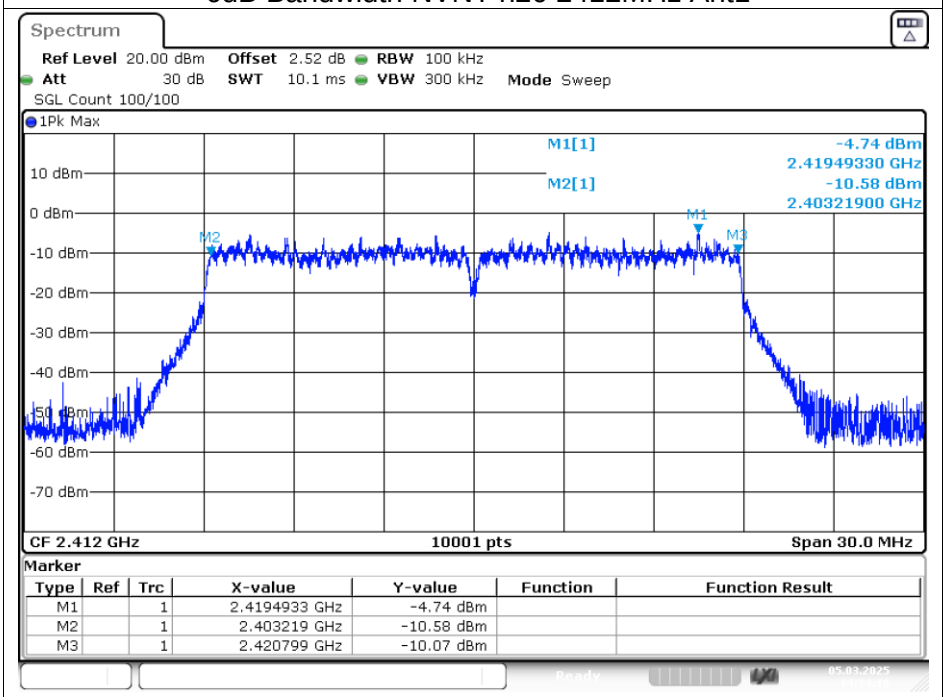

-6dB Bandwidth NVNT n20 2412MHz Ant2

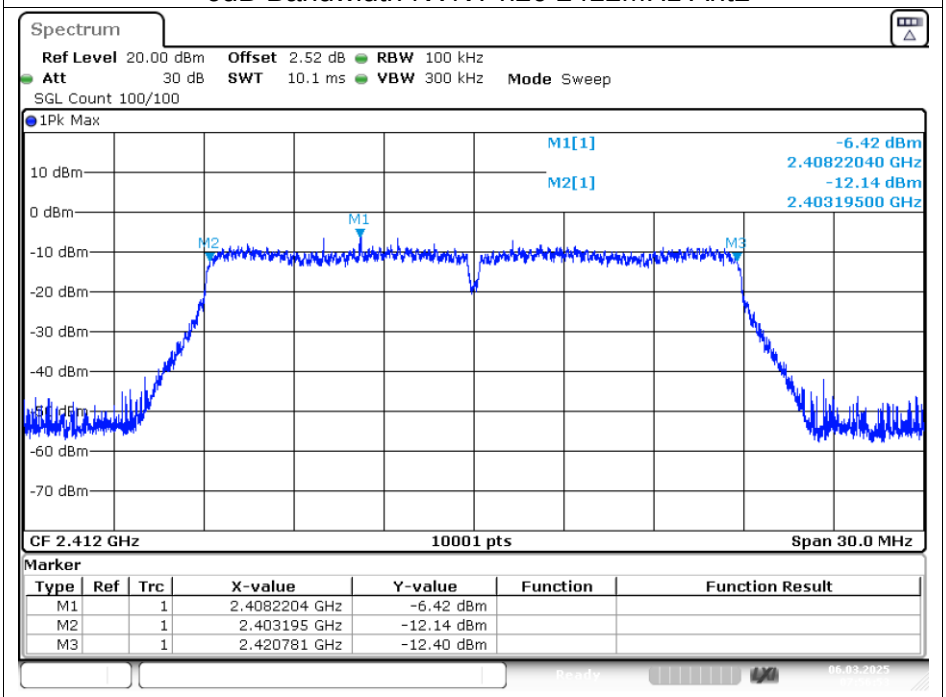

This report shall not be reproduced except in full, without the written approval of UL Verification Services (Guangzhou) Co., Ltd, Song Shan Lake Branch.

-6dB Bandwidth NVNT n20 2437MHz Ant1

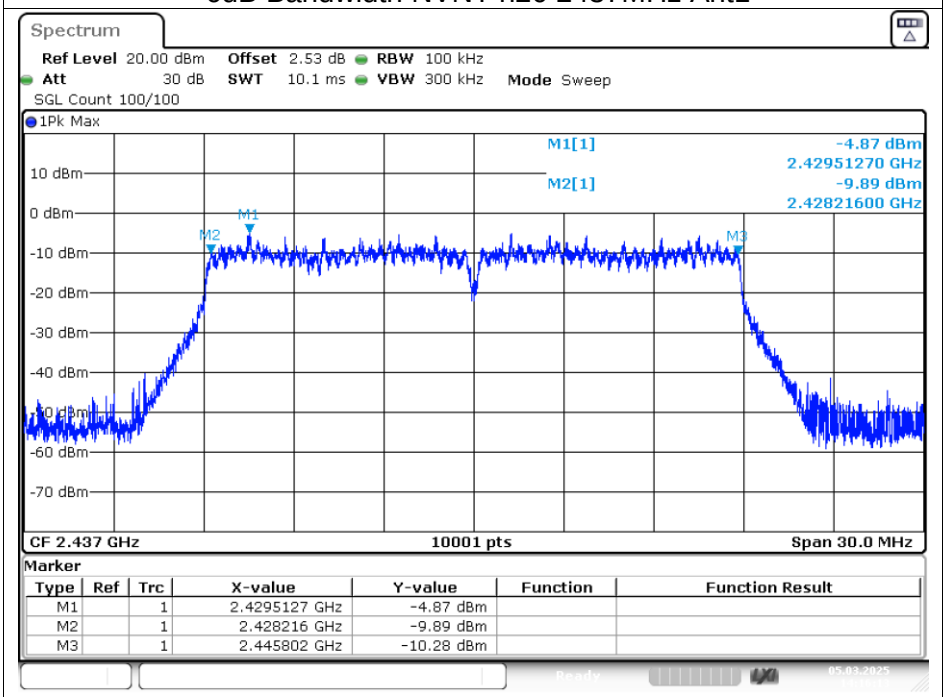

Date: 5.MAR.2025 14:16:13

-6dB Bandwidth NVNT n20 2437MHz Ant2

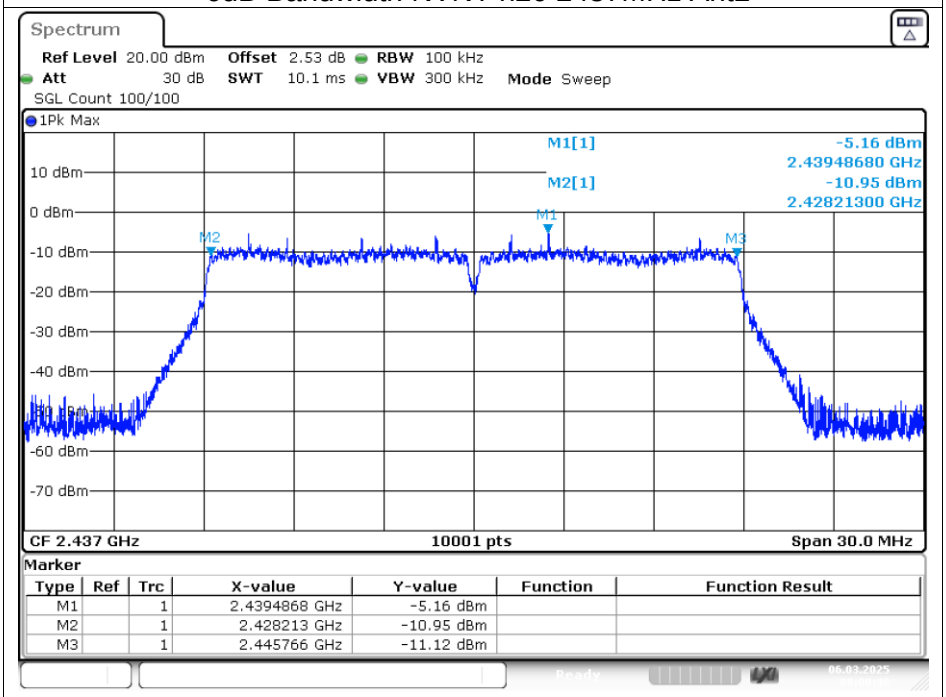

Date: 6.MAR.2025 08:00:48

This report shall not be reproduced except in full, without the written approval of UL Verification Services (Guangzhou) Co., Ltd, Song Shan Lake Branch.

-6dB Bandwidth NVNT n20 2462MHz Ant1

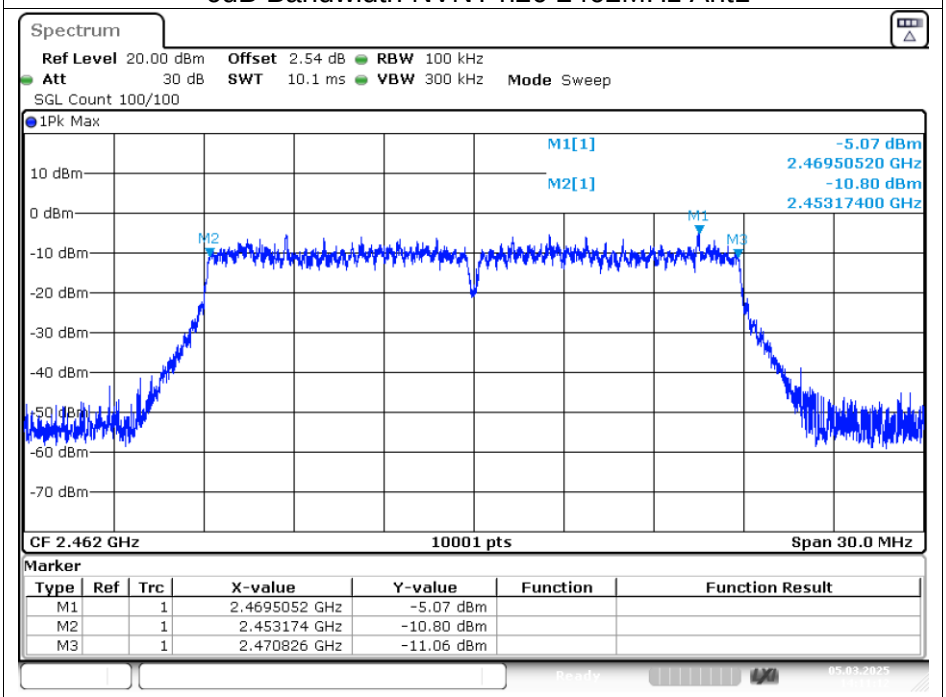

Date: 5.MAR.2025 14:11:12

-6dB Bandwidth NVNT n20 2462MHz Ant2

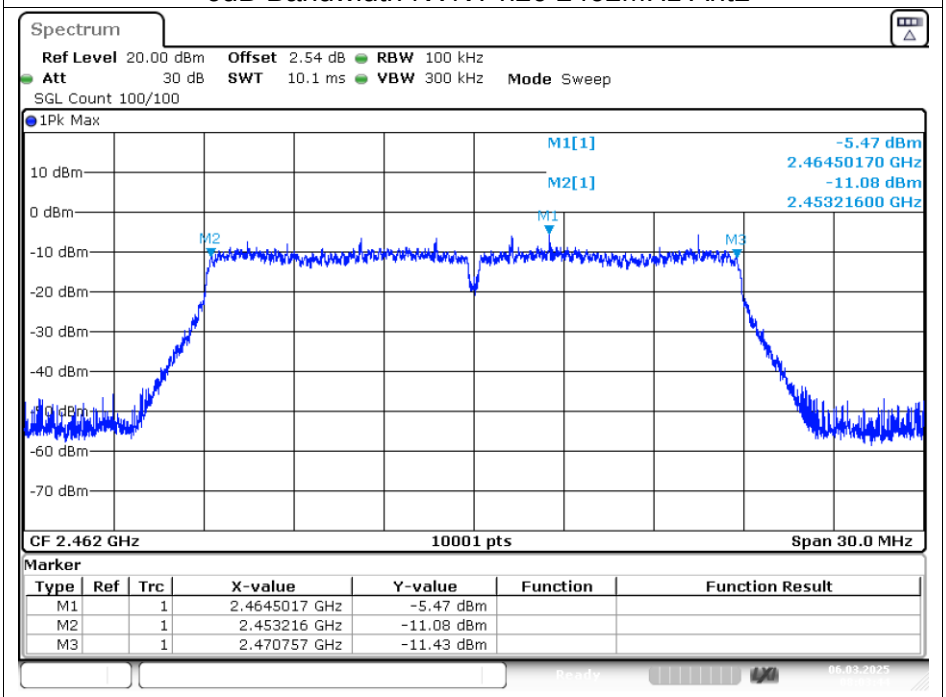

Date: 6.MAR.2025 08:03:44

This report shall not be reproduced except in full, without the written approval of UL Verification Services (Guangzhou) Co., Ltd, Song Shan Lake Branch.

-6dB Bandwidth NVNT n40 2422MHz Ant1

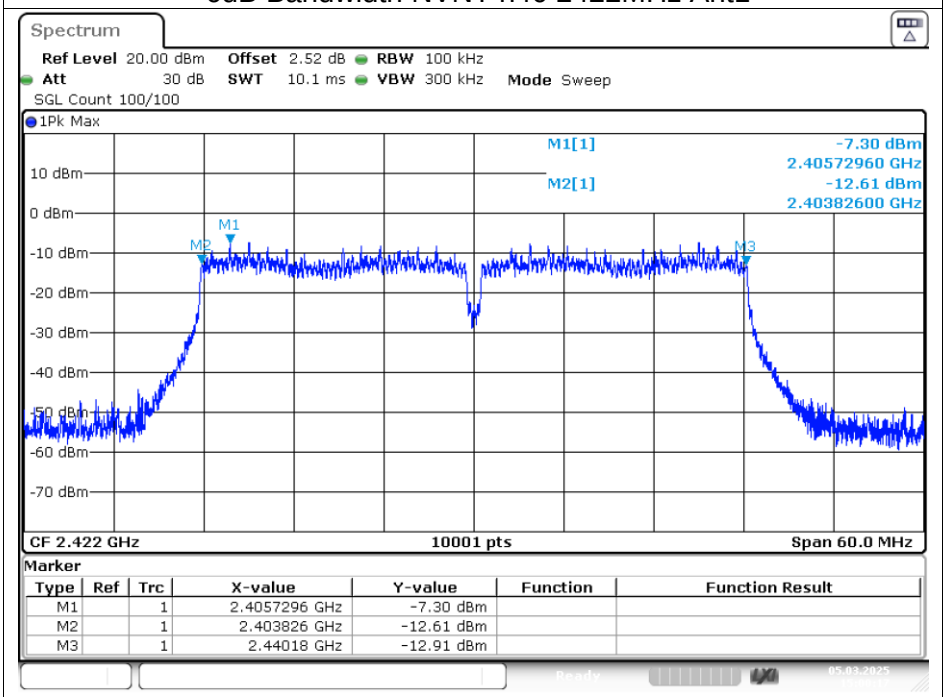

Date: 5.MAR.2025 15:00:17

-6dB Bandwidth NVNT n40 2422MHz Ant2

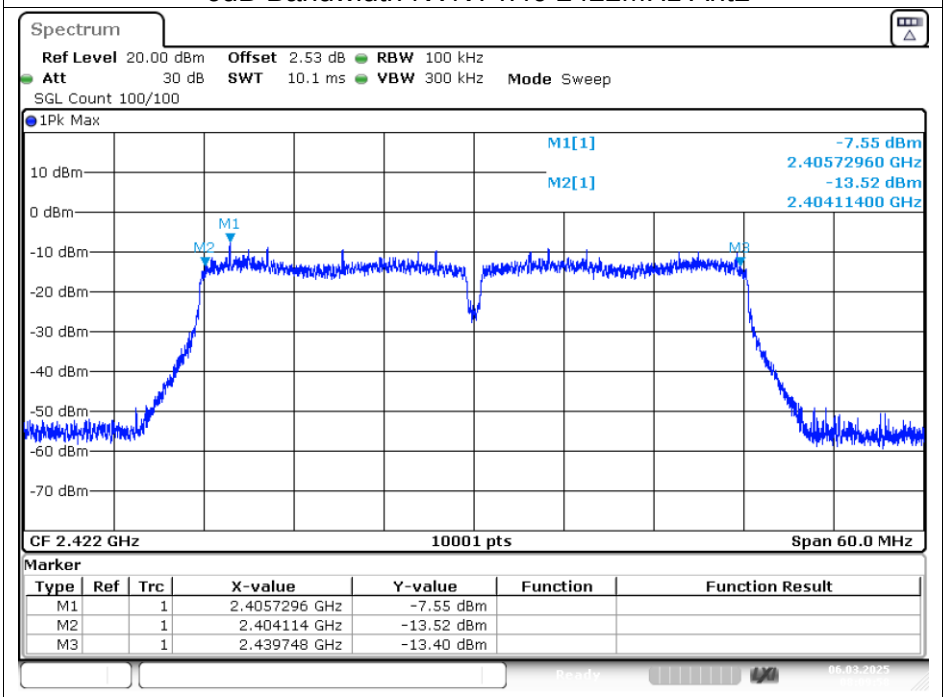

Date: 6.MAR.2025 08:09:58

This report shall not be reproduced except in full, without the written approval of UL Verification Services (Guangzhou) Co., Ltd, Song Shan Lake Branch.

-6dB Bandwidth NVNT n40 2437MHz Ant1

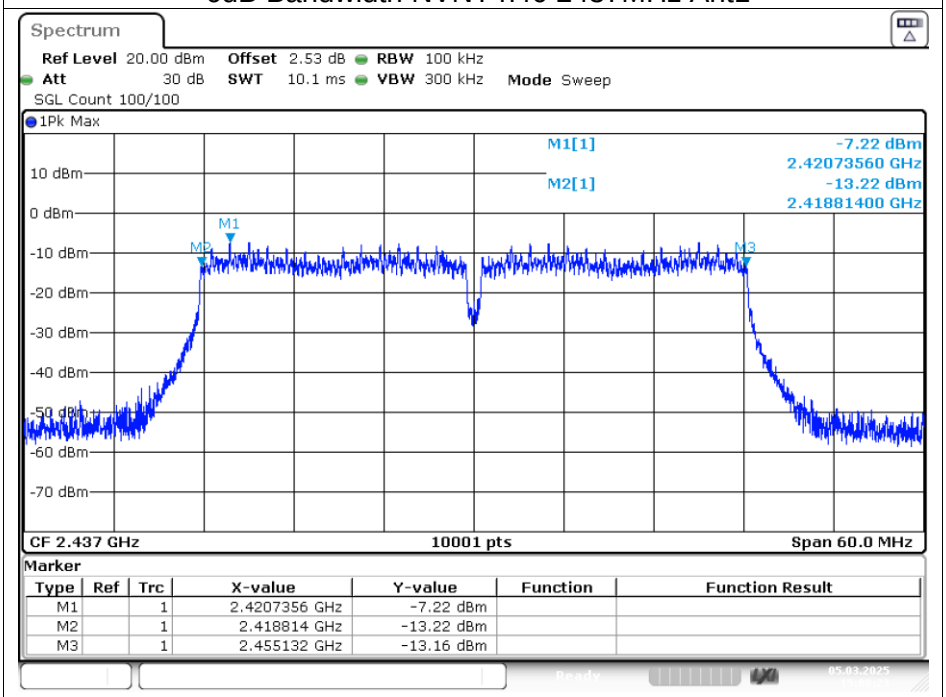

Date: 5.MAR.2025 15:08:23

-6dB Bandwidth NVNT n40 2437MHz Ant2

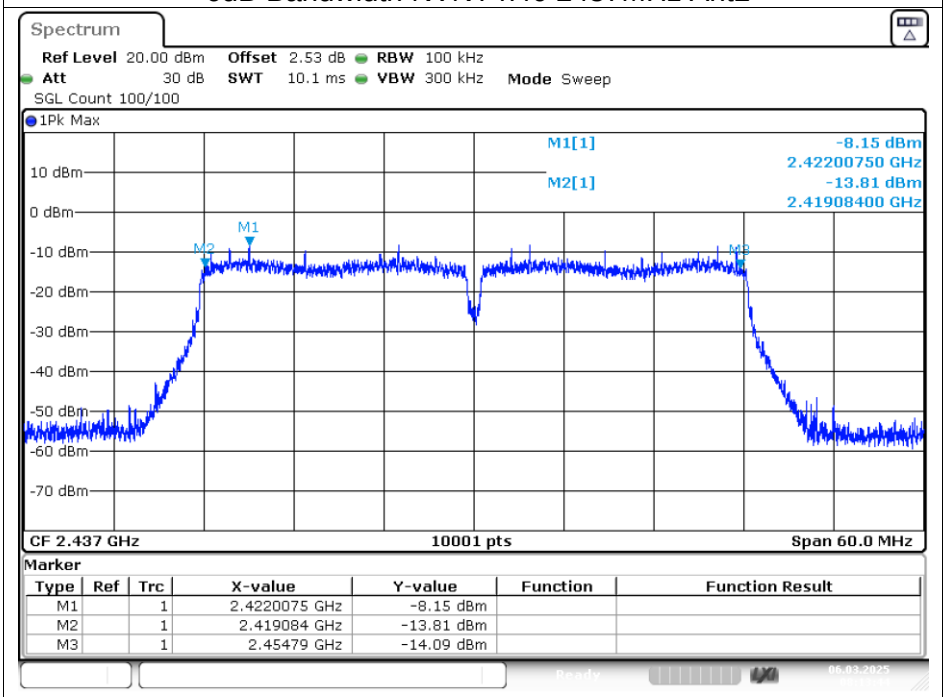

Date: 6.MAR.2025 08:13:44

This report shall not be reproduced except in full, without the written approval of UL Verification Services (Guangzhou) Co., Ltd, Song Shan Lake Branch.

-6dB Bandwidth NVNT n40 2452MHz Ant1

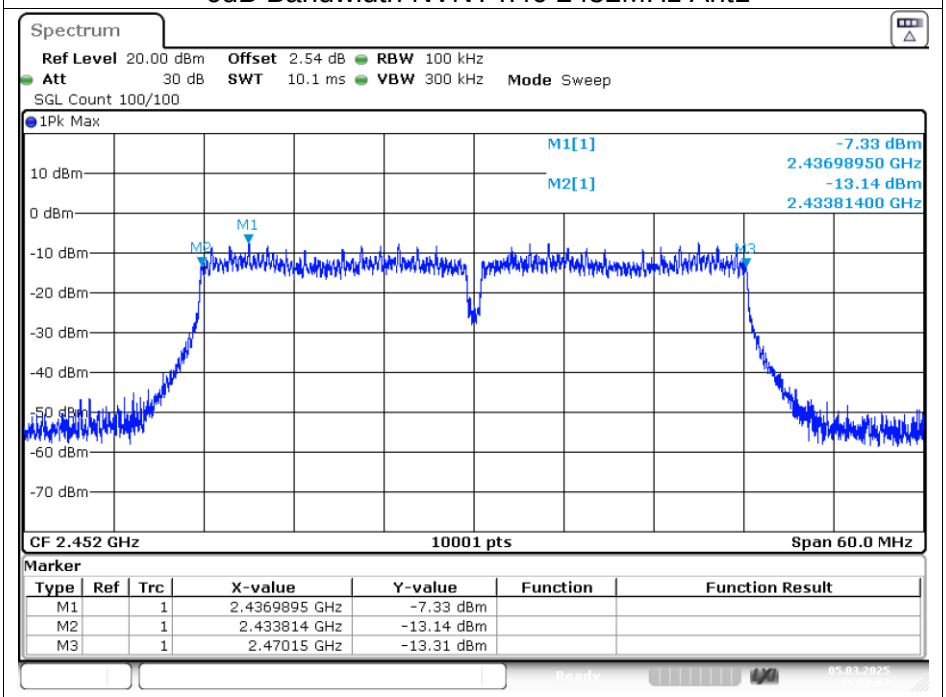

-6dB Bandwidth NVNT n40 2452MHz Ant2

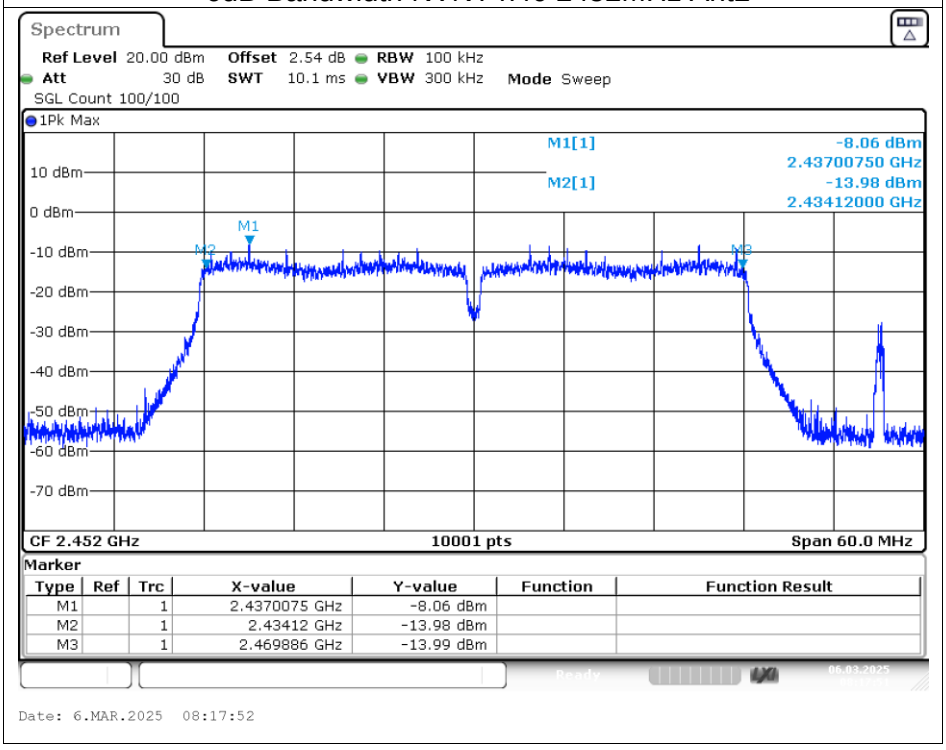

This report shall not be reproduced except in full, without the written approval of UL Verification Services (Guangzhou) Co., Ltd, Song Shan Lake Branch.

11.4. APPENDIX D: OCCUPIED CHANNEL BANDWIDTH

Condition	Mode	Frequency (MHz)	Antenna	99% OBW (MHz)
NVNT	b	2412	Ant1	13.475
NVNT	b	2412	Ant2	13.577
NVNT	b	2437	Ant1	13.457
NVNT	b	2437	Ant2	13.469
NVNT	b	2462	Ant1	13.451
NVNT	b	2462	Ant2	13.457
NVNT	g	2412	Ant1	16.594
NVNT	g	2412	Ant2	16.618
NVNT	g	2437	Ant1	16.546
NVNT	g	2437	Ant2	16.588
NVNT	g	2462	Ant1	16.546
NVNT	g	2462	Ant2	16.576
NVNT	n20	2412	Ant1	17.656
NVNT	n20	2412	Ant2	17.638
NVNT	n20	2437	Ant1	17.65
NVNT	n20	2437	Ant2	17.638
NVNT	n20	2462	Ant1	17.632
NVNT	n20	2462	Ant2	17.62
NVNT	n40	2422	Ant1	36.26
NVNT	n40	2422	Ant2	36.248
NVNT	n40	2437	Ant1	36.236
NVNT	n40	2437	Ant2	36.224
NVNT	n40	2452	Ant1	36.248
NVNT	n40	2452	Ant2	36.248

This report shall not be reproduced except in full, without the written approval of UL Verification Services (Guangzhou) Co., Ltd, Song Shan Lake Branch.

Test Graphs

OBW NVNT b 2412MHz Ant1

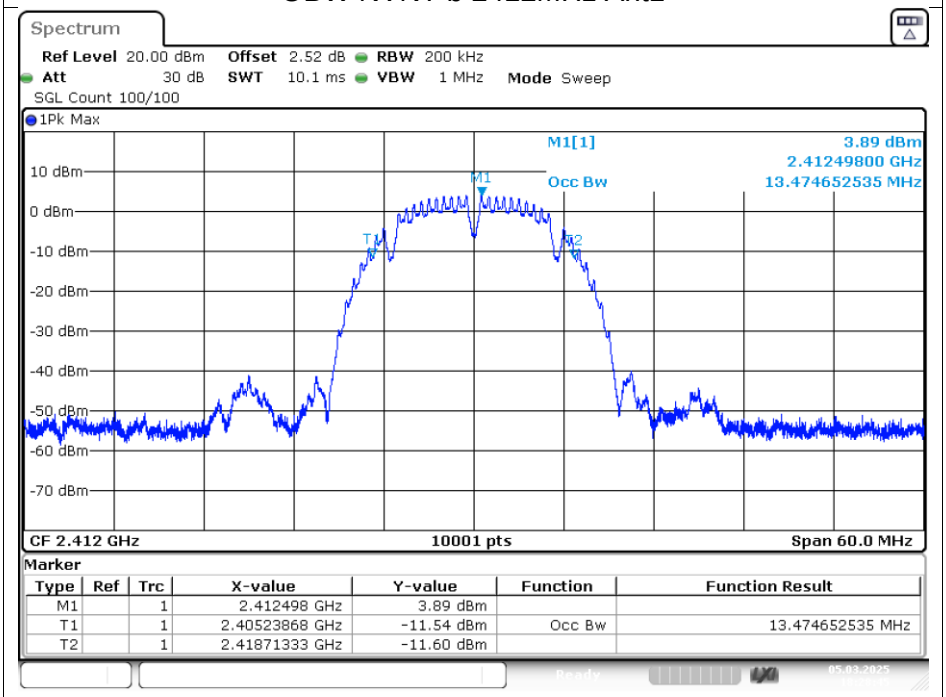

OBW NVNT b 2412MHz Ant2

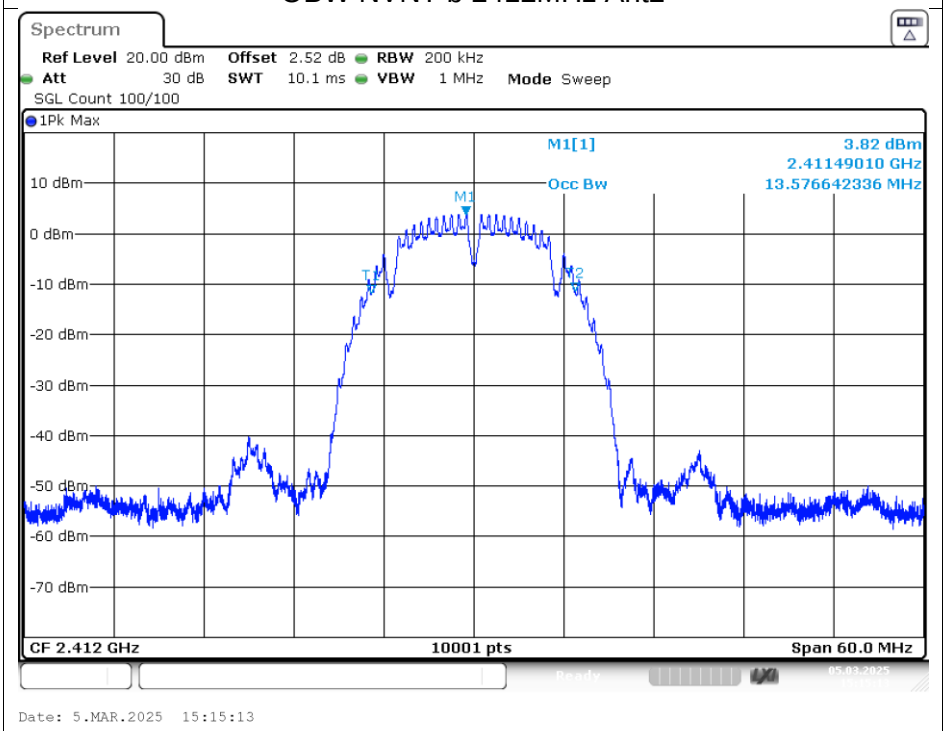

This report shall not be reproduced except in full, without the written approval of UL Verification Services (Guangzhou) Co., Ltd, Song Shan Lake Branch.

OBW NVNT b 2437MHz Ant1

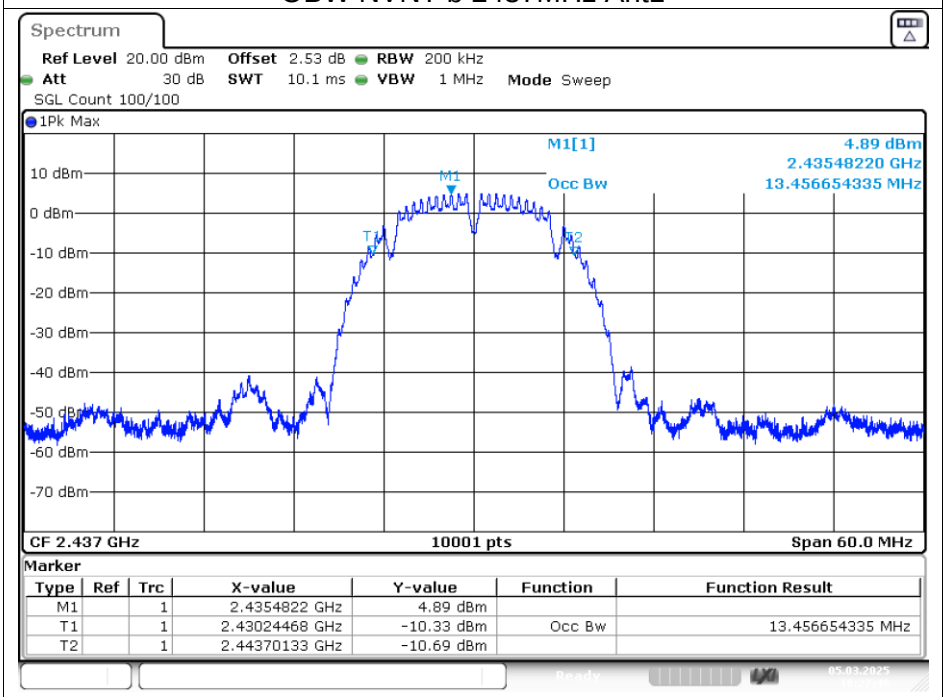

Marker

Type	Ref	Trc	X-value	Y-value	Function	Function Result
M1		1	2.4354822 GHz	4.89 dBm		
T1		1	2.43024468 GHz	-10.33 dBm	Occ Bw	13.456654335 MHz
T2		1	2.44370133 GHz	-10.69 dBm		

Date: 5.MAR.2025 18:27:48

OBW NVNT b 2437MHz Ant2

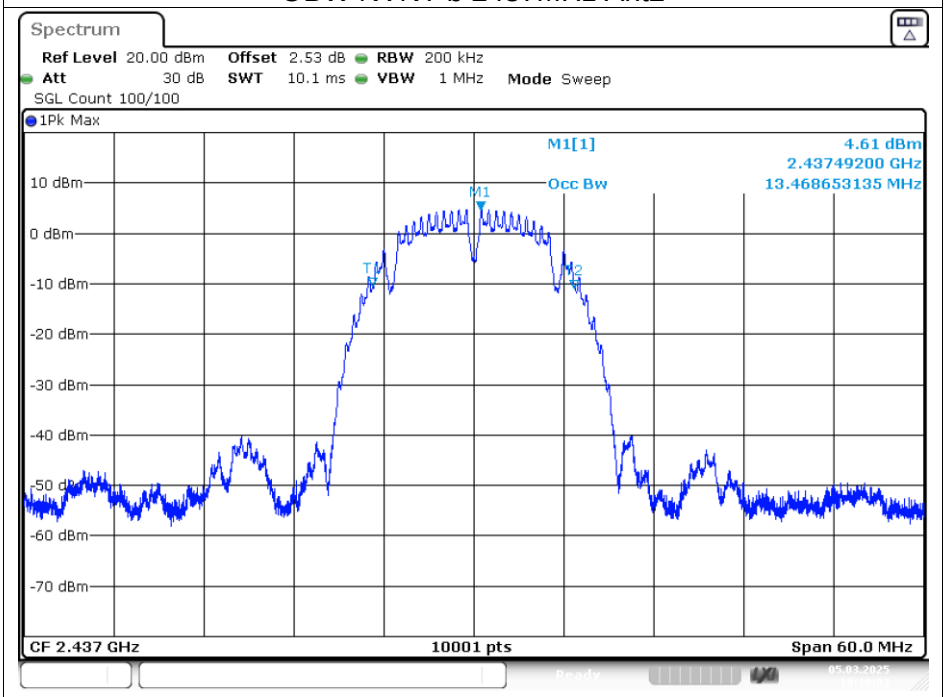

Date: 5.MAR.2025 19:19:03

This report shall not be reproduced except in full, without the written approval of UL Verification Services (Guangzhou) Co., Ltd, Song Shan Lake Branch.

OBW NVNT b 2462MHz Ant1

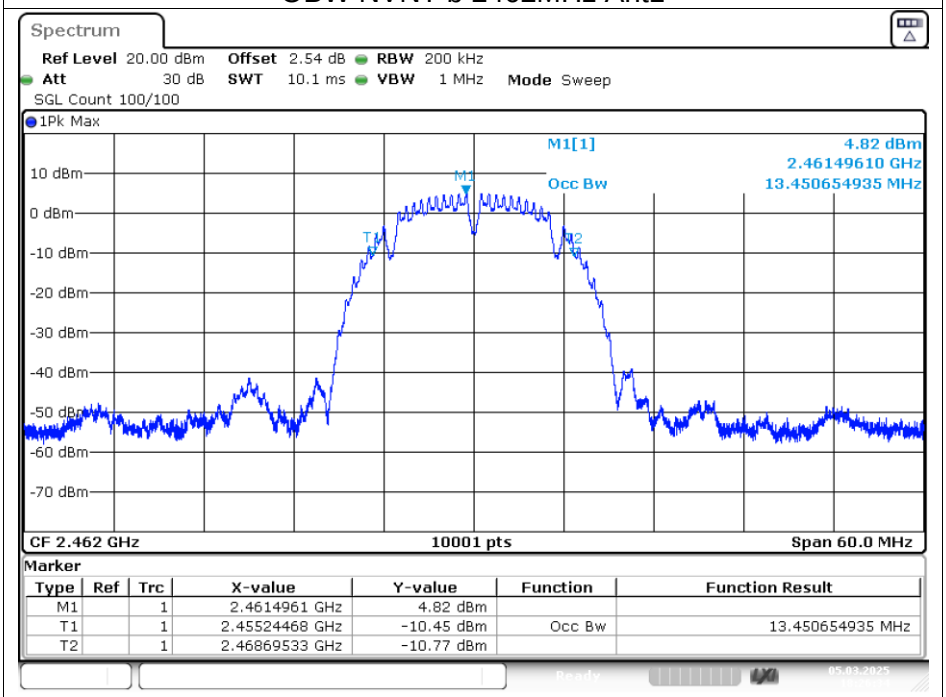

Marker

Type	Ref	Trc	X-value	Y-value	Function	Function Result
M1		1	2.4614961 GHz	4.82 dBm		
T1		1	2.45524468 GHz	-10.45 dBm	Occ Bw	13.450654935 MHz
T2		1	2.46869533 GHz	-10.77 dBm		

Date: 5.MAR.2025 18:26:33

OBW NVNT b 2462MHz Ant2

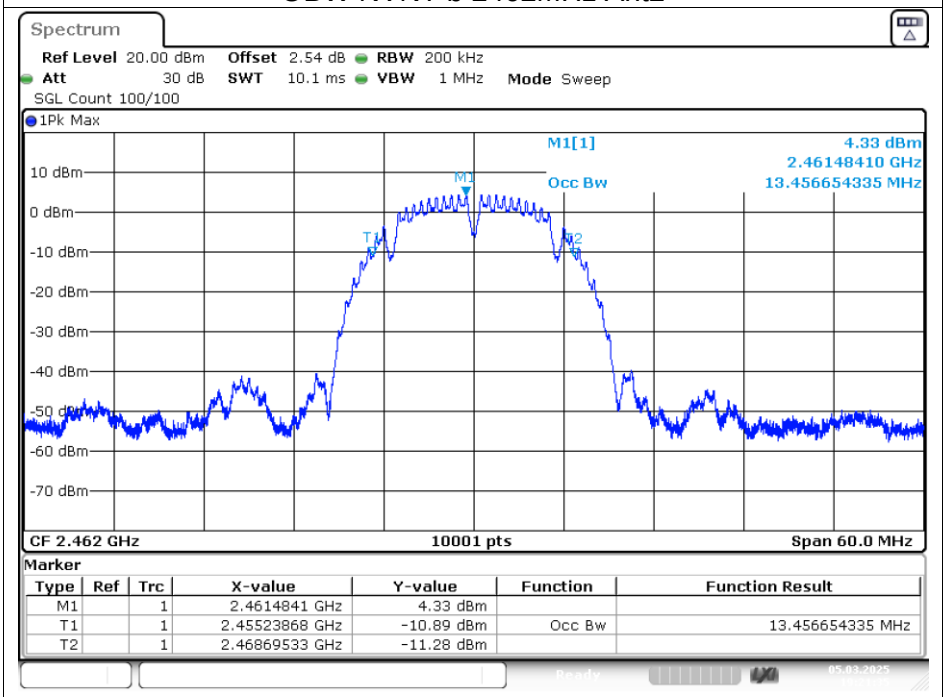

Marker

Type	Ref	Trc	X-value	Y-value	Function	Function Result
M1		1	2.4614841 GHz	4.33 dBm		
T1		1	2.45523868 GHz	-10.89 dBm	Occ Bw	13.456654335 MHz
T2		1	2.46869533 GHz	-11.28 dBm		

Date: 5.MAR.2025 19:21:35

This report shall not be reproduced except in full, without the written approval of UL Verification Services (Guangzhou) Co., Ltd, Song Shan Lake Branch.

OBW NVNT g 2412MHz Ant1

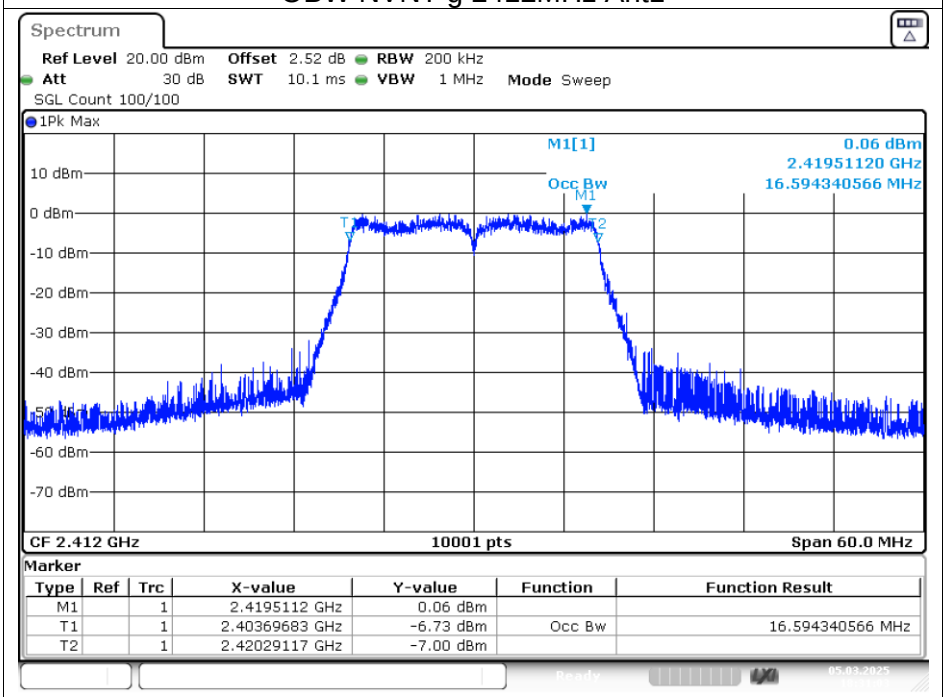

Date: 5.MAR.2025 18:31:03

OBW NVNT g 2412MHz Ant2

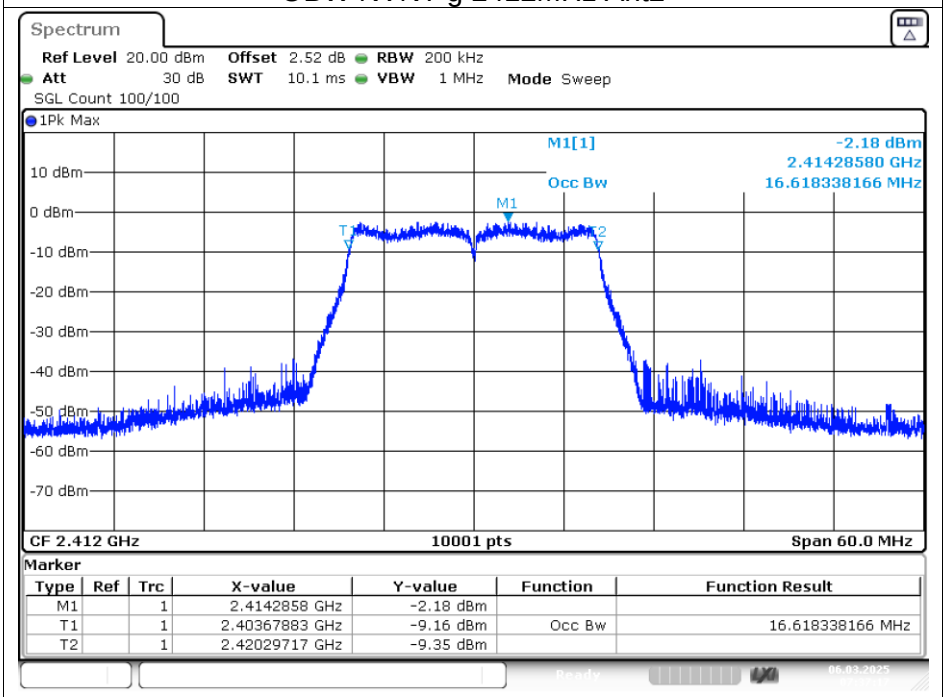

Date: 6.MAR.2025 07:37:17

This report shall not be reproduced except in full, without the written approval of UL Verification Services (Guangzhou) Co., Ltd, Song Shan Lake Branch.

OBW NVNT g 2437MHz Ant1

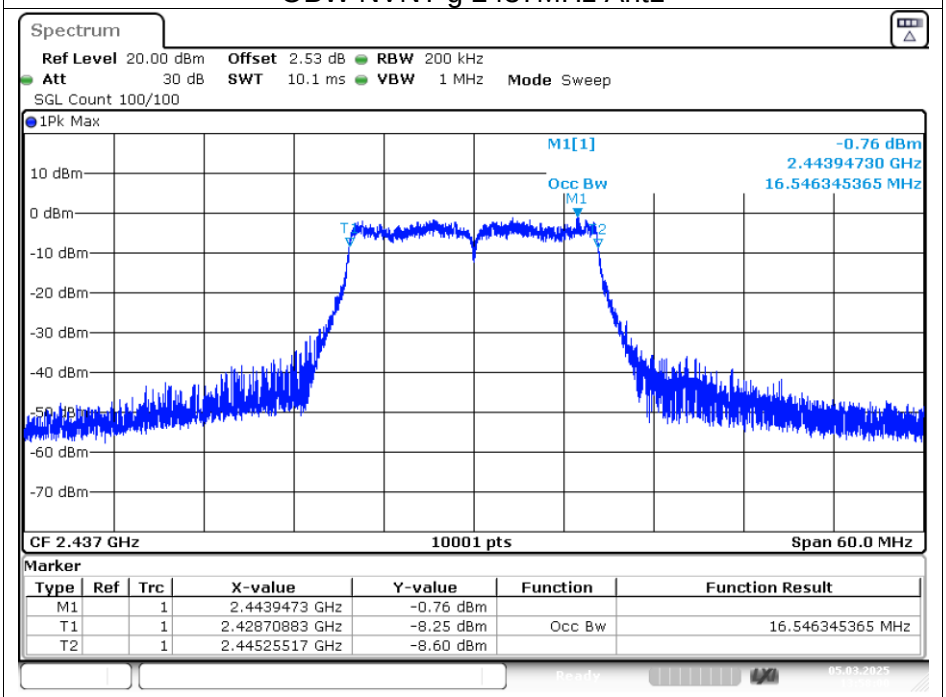

Date: 5.MAR.2025 13:58:01

OBW NVNT g 2437MHz Ant2

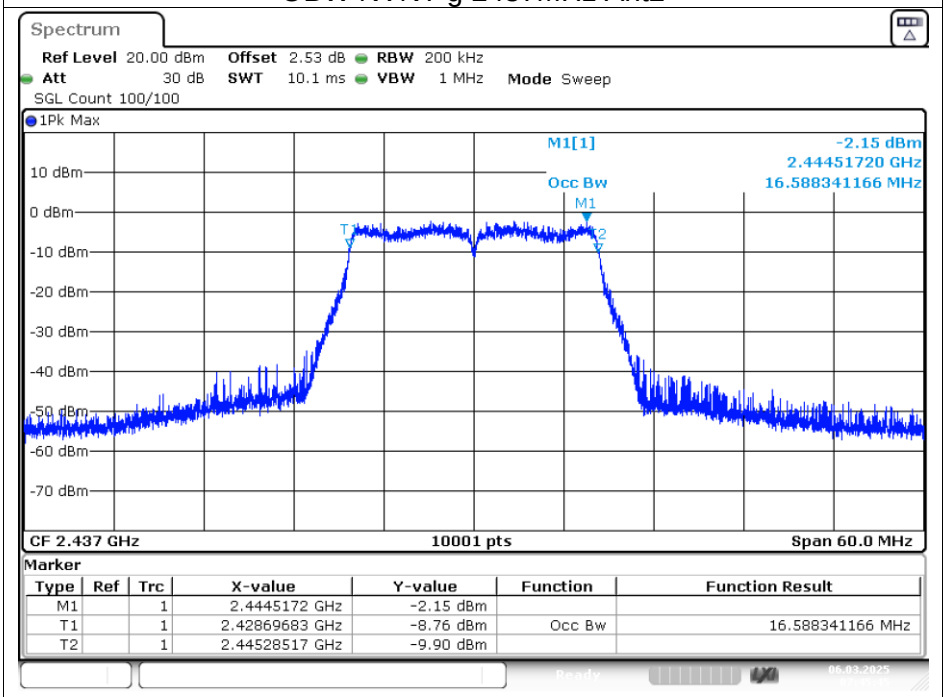

Date: 6.MAR.2025 07:45:45

This report shall not be reproduced except in full, without the written approval of UL Verification Services (Guangzhou) Co., Ltd, Song Shan Lake Branch.

OBW NVNT g 2462MHz Ant1

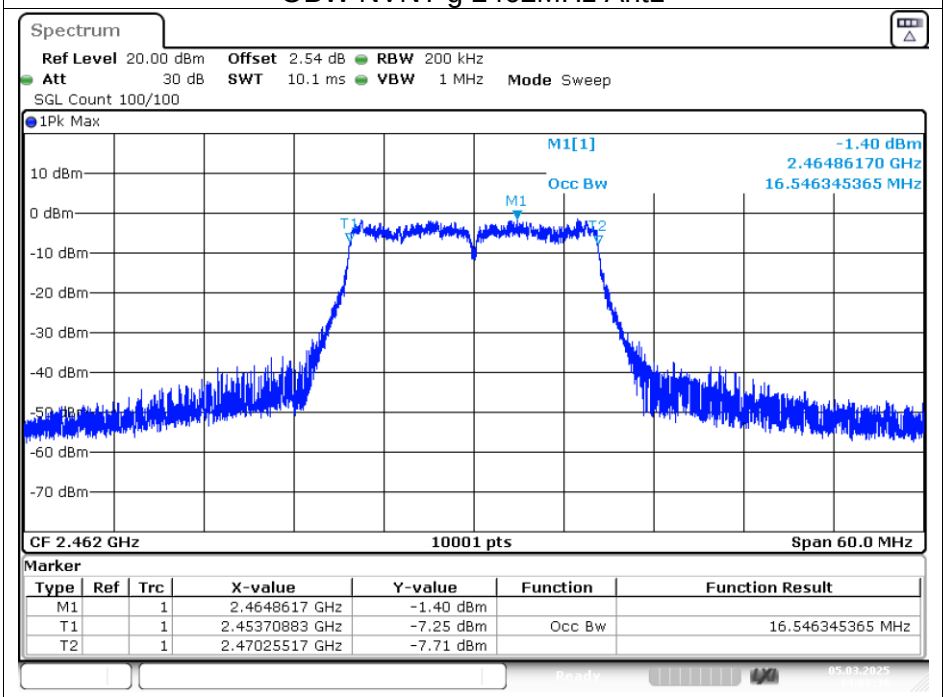

Marker

Type	Ref	Trc	X-value	Y-value	Function	Function Result
M1		1	2.4648617 GHz	-1.40 dBm		
T1		1	2.45370883 GHz	-7.25 dBm	Occ Bw	16.546345365 MHz
T2		1	2.47025517 GHz	-7.71 dBm		

Date: 5.MAR.2025 14:00:30

OBW NVNT g 2462MHz Ant2

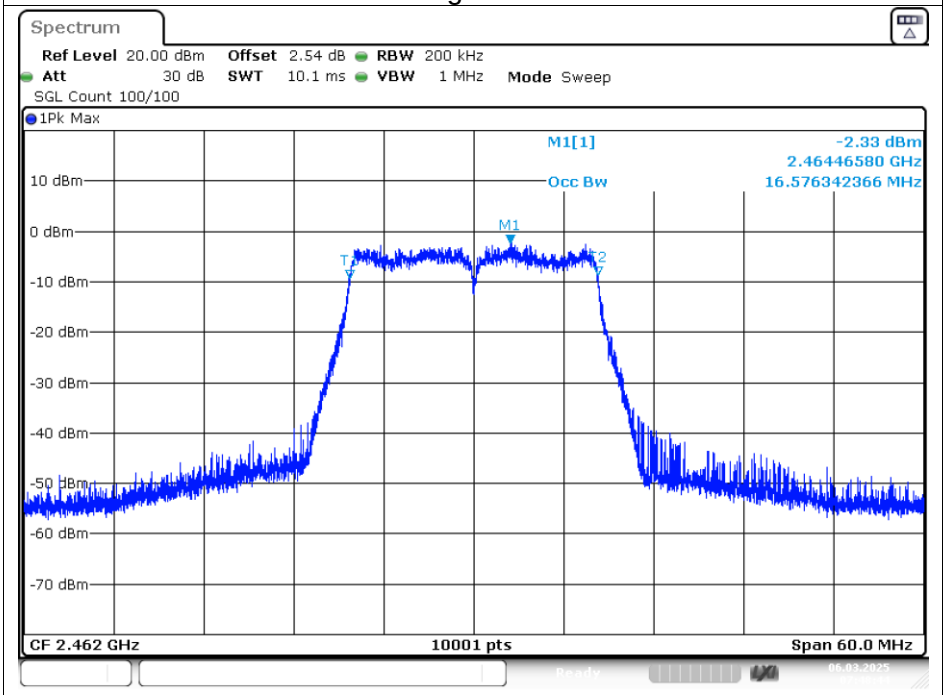

Date: 6.MAR.2025 07:48:44

This report shall not be reproduced except in full, without the written approval of UL Verification Services (Guangzhou) Co., Ltd, Song Shan Lake Branch.

OBW NVNT n20 2412MHz Ant1

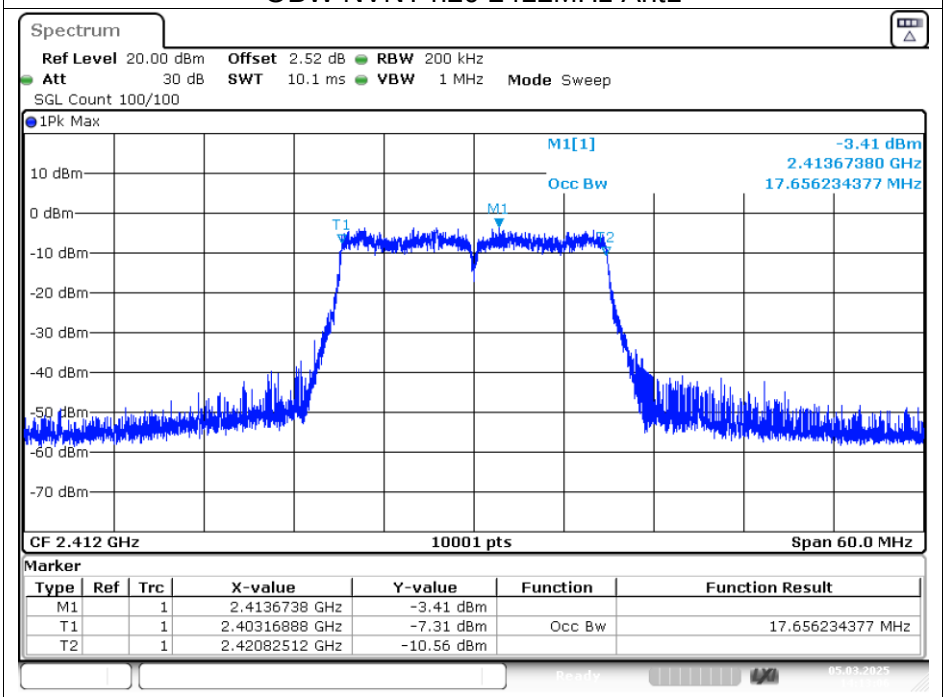

OBW NVNT n20 2412MHz Ant2

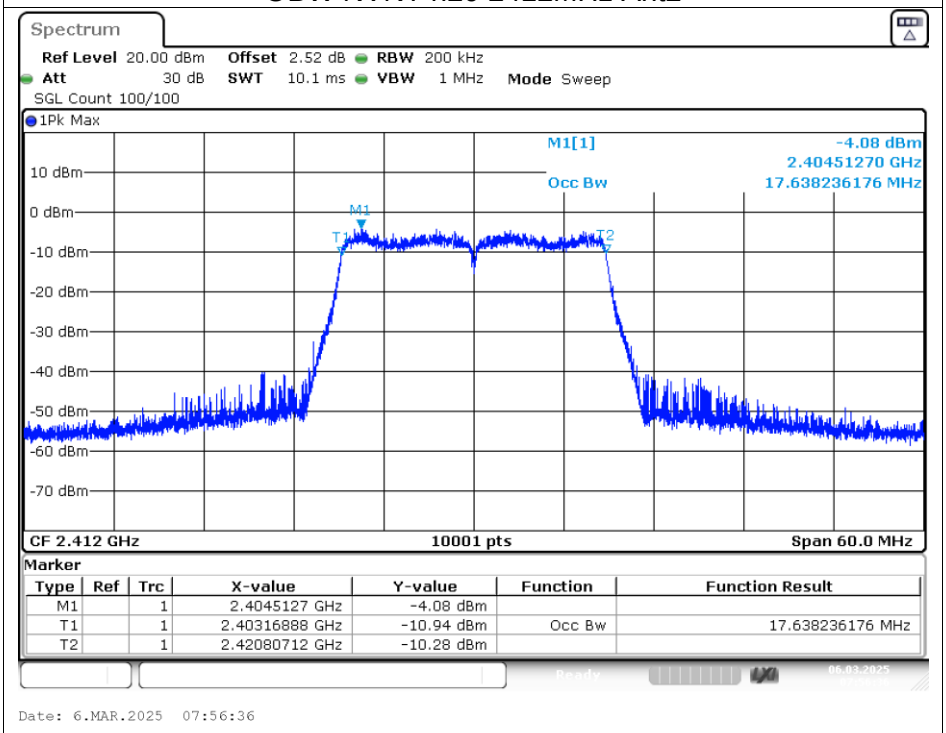

This report shall not be reproduced except in full, without the written approval of UL Verification Services (Guangzhou) Co., Ltd, Song Shan Lake Branch.

OBW NVNT n20 2437MHz Ant1

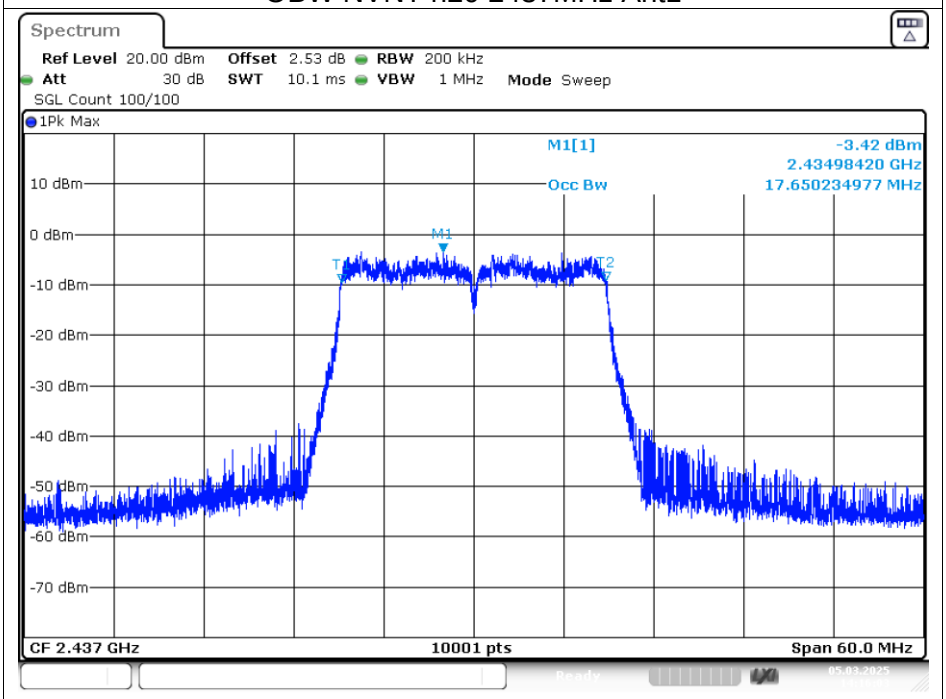

Date: 5.MAR.2025 14:16:02

OBW NVNT n20 2437MHz Ant2

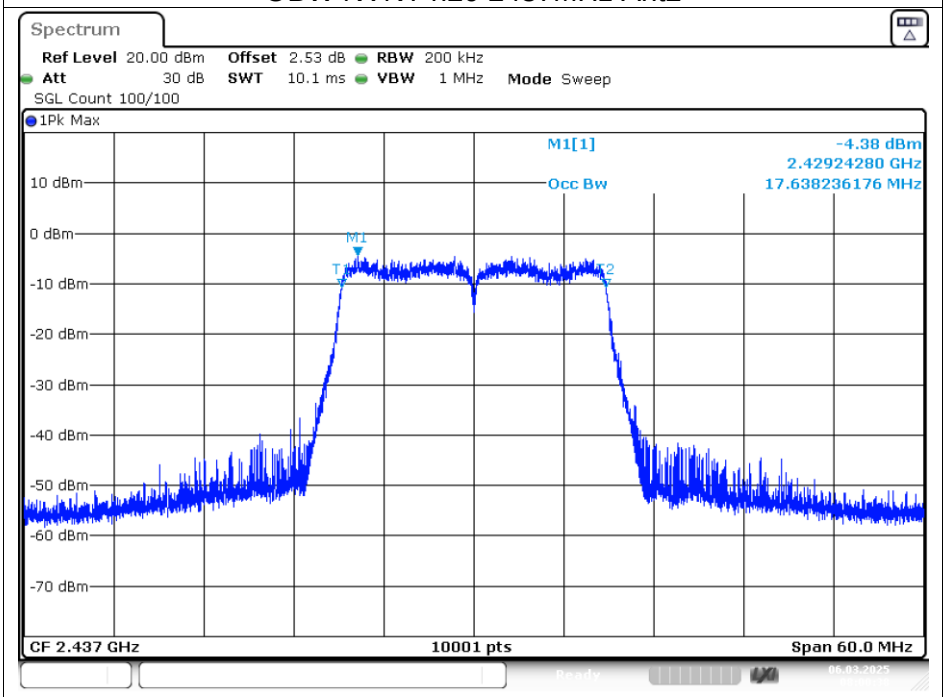

Date: 6.MAR.2025 08:00:38

This report shall not be reproduced except in full, without the written approval of UL Verification Services (Guangzhou) Co., Ltd, Song Shan Lake Branch.