OBW NVNT n20 2462MHz Ant1

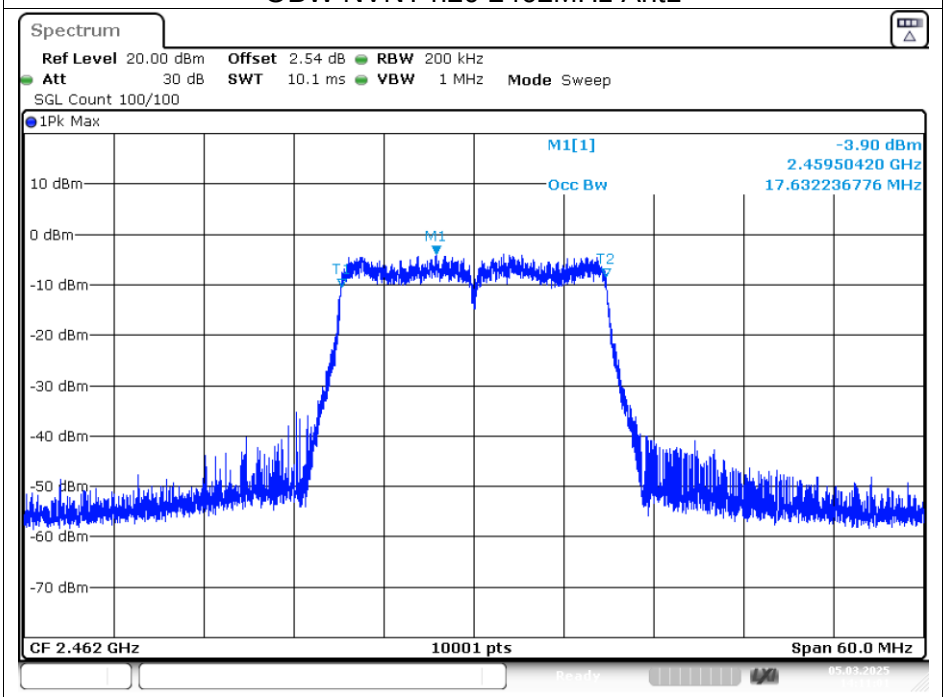

Date: 5.MAR.2025 14:11:00

OBW NVNT n20 2462MHz Ant2

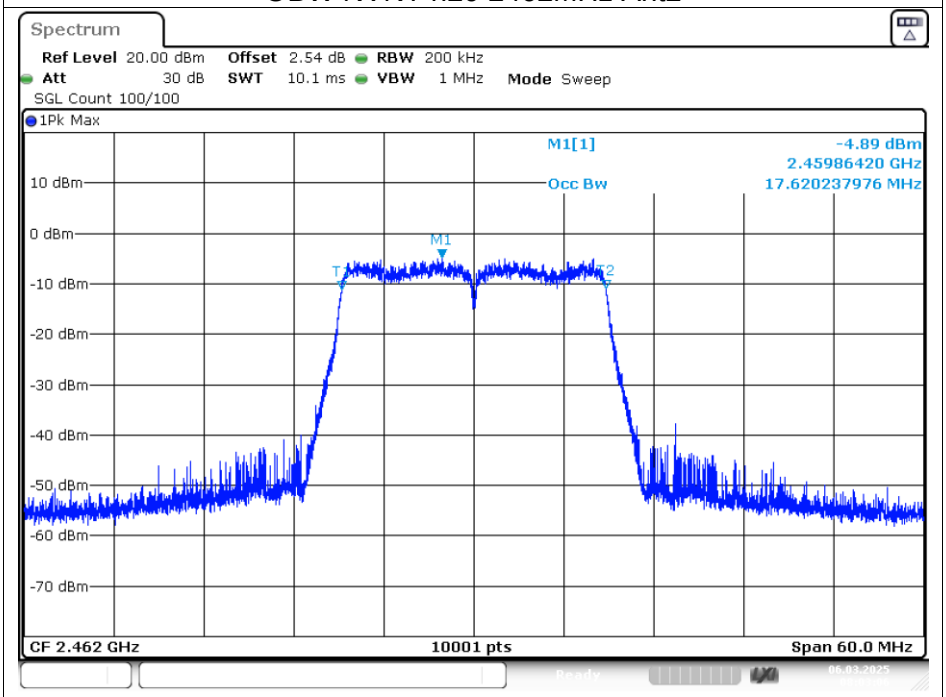

Date: 6.MAR.2025 08:03:06

This report shall not be reproduced except in full, without the written approval of UL Verification Services (Guangzhou) Co., Ltd, Song Shan Lake Branch.

OBW NVNT n40 2422MHz Ant1

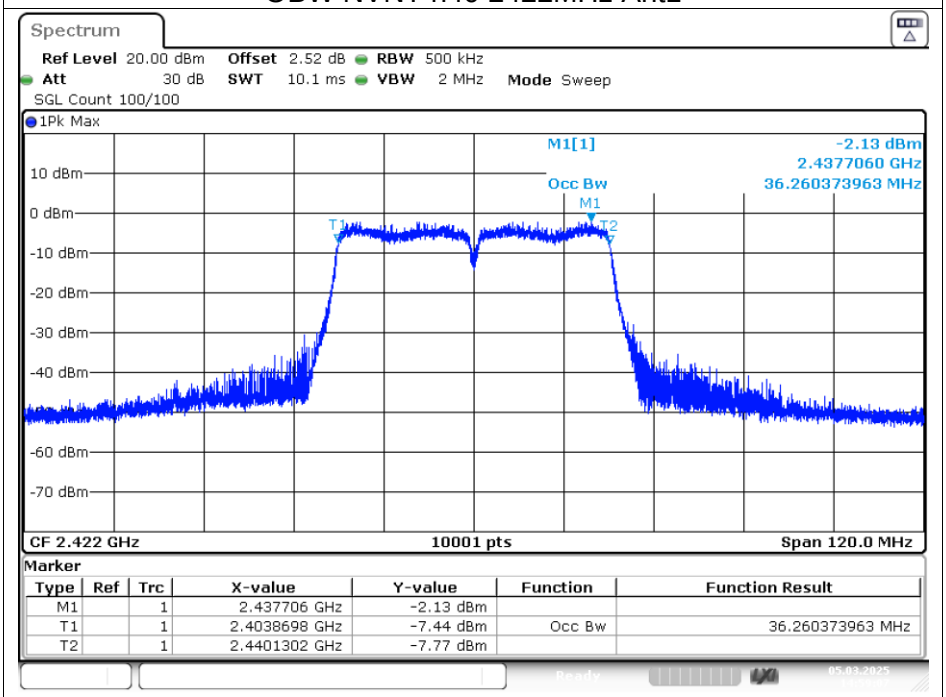

Date: 5.MAR.2025 14:59:06

OBW NVNT n40 2422MHz Ant2

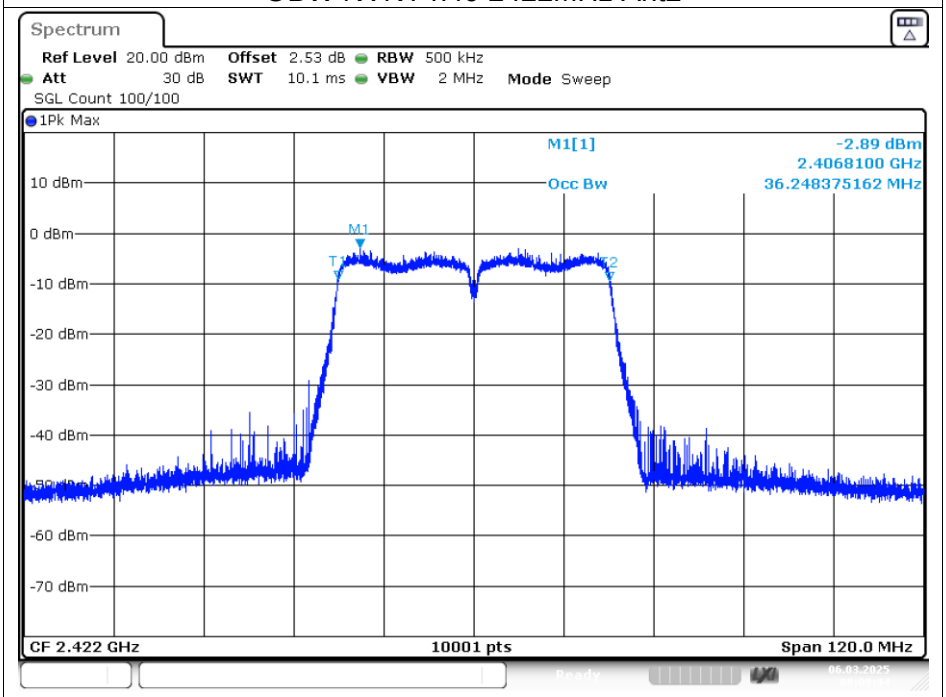

Date: 6.MAR.2025 08:09:45

This report shall not be reproduced except in full, without the written approval of UL Verification Services (Guangzhou) Co., Ltd, Song Shan Lake Branch.

OBW NVNT n40 2437MHz Ant1

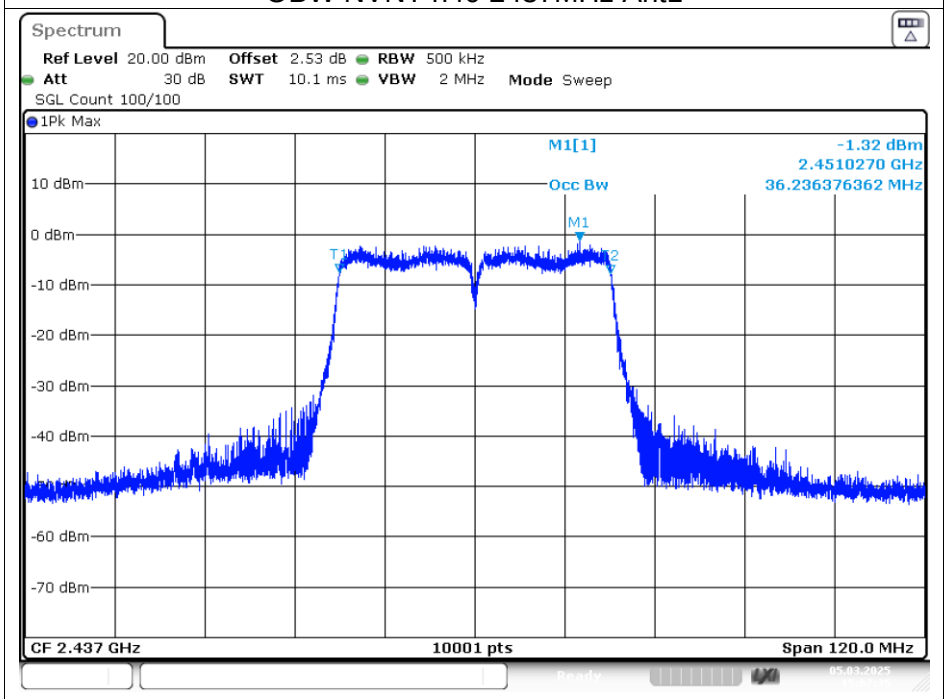

Date: 5.MAR.2025 15:07:35

OBW NVNT n40 2437MHz Ant2

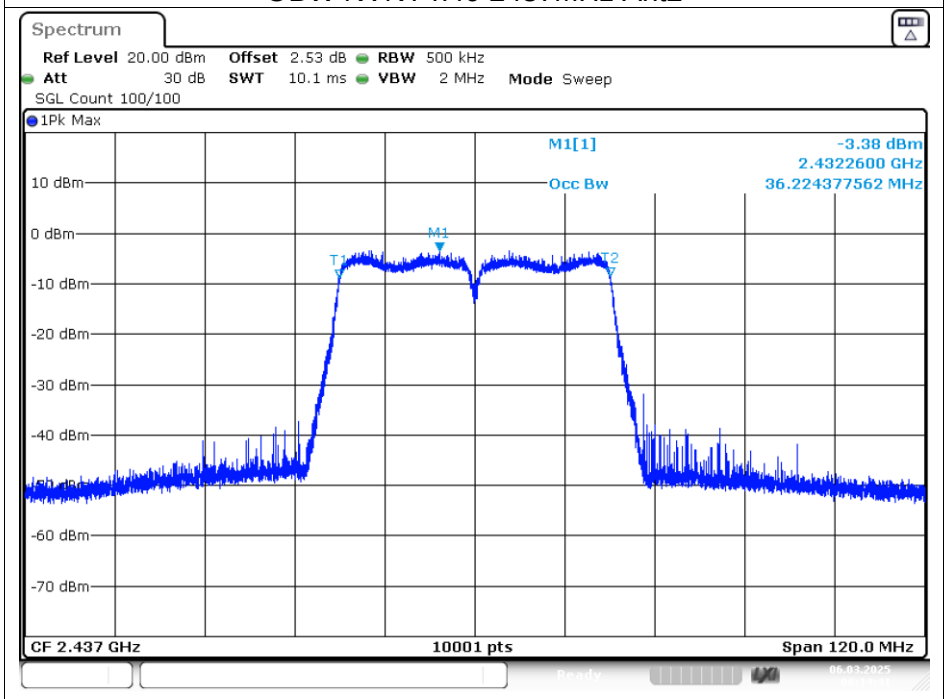

Date: 6.MAR.2025 08:14:41

This report shall not be reproduced except in full, without the written approval of UL Verification Services (Guangzhou) Co., Ltd, Song Shan Lake Branch.

OBW NVNT n40 2452MHz Ant1

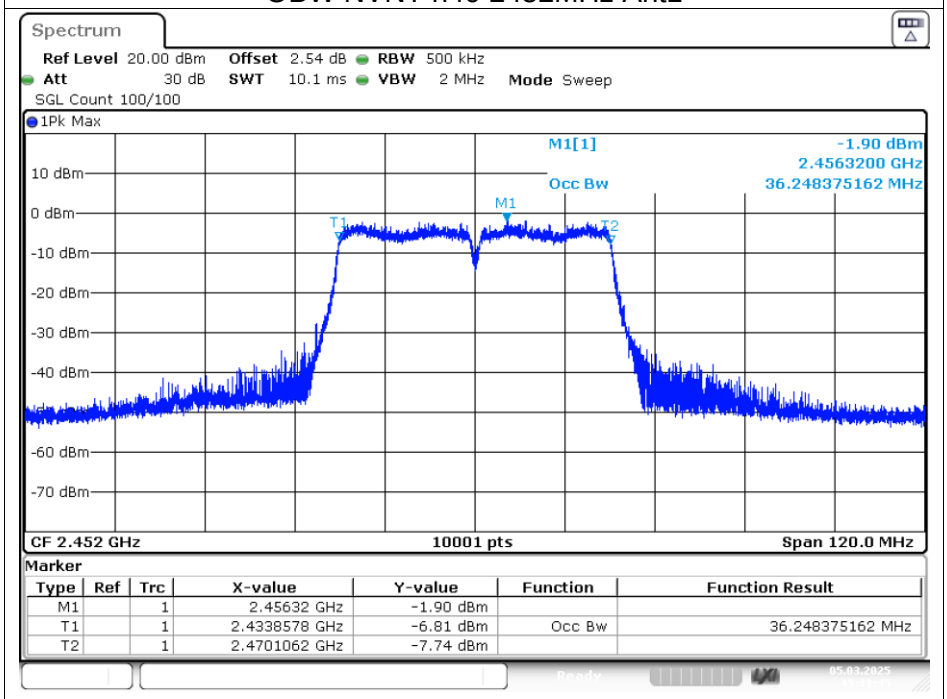

OBW NVNT n40 2452MHz Ant2

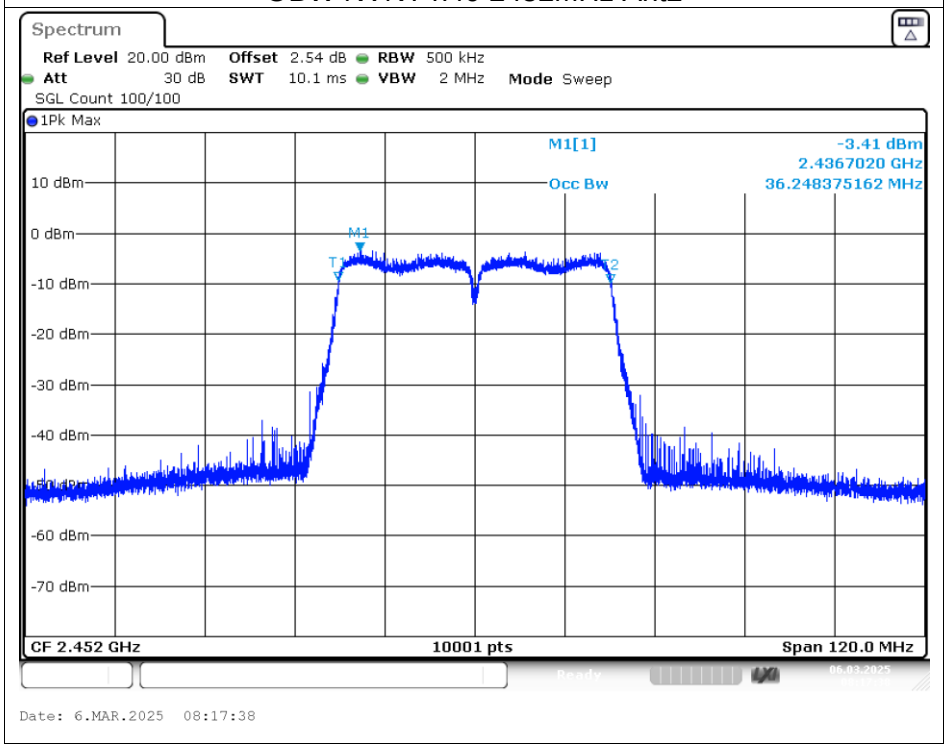

This report shall not be reproduced except in full, without the written approval of UL Verification Services (Guangzhou) Co., Ltd, Song Shan Lake Branch.

11.5. APPENDIX E: MAXIMUM POWER SPECTRAL DENSITY LEVEL

Condition	Mode	Frequency (MHz)	Antenna	Conducted PSD (dBm/3kHz)	Limit (dBm/3kHz)	Verdict
NVNT	b	2412	Ant1	-5.22	≤8	Pass
NVNT	b	2412	Ant2	-10.09	≤8	Pass
NVNT	b	2437	Ant1	-8.39	≤8	Pass
NVNT	b	2437	Ant2	-10.28	≤8	Pass
NVNT	b	2462	Ant1	-6.11	≤8	Pass
NVNT	b	2462	Ant2	-10.69	≤8	Pass
NVNT	g	2412	Ant1	-18.36	≤8	Pass
NVNT	g	2412	Ant2	-18.93	≤8	Pass
NVNT	g	2437	Ant1	-18.05	≤8	Pass
NVNT	g	2437	Ant2	-18.43	≤8	Pass
NVNT	g	2462	Ant1	-17.81	≤8	Pass
NVNT	g	2462	Ant2	-18.81	≤8	Pass
NVNT	n20	2412	Ant1	-21.92	≤8	Pass
NVNT	n20	2412	Ant2	-23.43	≤8	Pass
NVNT	n20	2412	Sum	-19.6	≤8	Pass
NVNT	n20	2437	Ant1	-21.78	≤8	Pass
NVNT	n20	2437	Ant2	-22.99	≤8	Pass
NVNT	n20	2437	Sum	-19.33	≤8	Pass
NVNT	n20	2462	Ant1	-21.11	≤8	Pass
NVNT	n20	2462	Ant2	-24.07	≤8	Pass
NVNT	n20	2462	Sum	-19.33	≤8	Pass
NVNT	n40	2422	Ant1	-26.62	≤8	Pass
NVNT	n40	2422	Ant2	-26.13	≤8	Pass
NVNT	n40	2422	Sum	-23.36	≤8	Pass
NVNT	n40	2437	Ant1	-26.35	≤8	Pass
NVNT	n40	2437	Ant2	-26.54	≤8	Pass
NVNT	n40	2437	Sum	-23.43	≤8	Pass
NVNT	n40	2452	Ant1	-25.92	≤8	Pass
NVNT	n40	2452	Ant2	-26.04	≤8	Pass
NVNT	n40	2452	Sum	-22.97	≤8	Pass

This report shall not be reproduced except in full, without the written approval of UL Verification Services (Guangzhou) Co., Ltd, Song Shan Lake Branch.

Test Graphs

PSD NVNT b 2412MHz Ant1

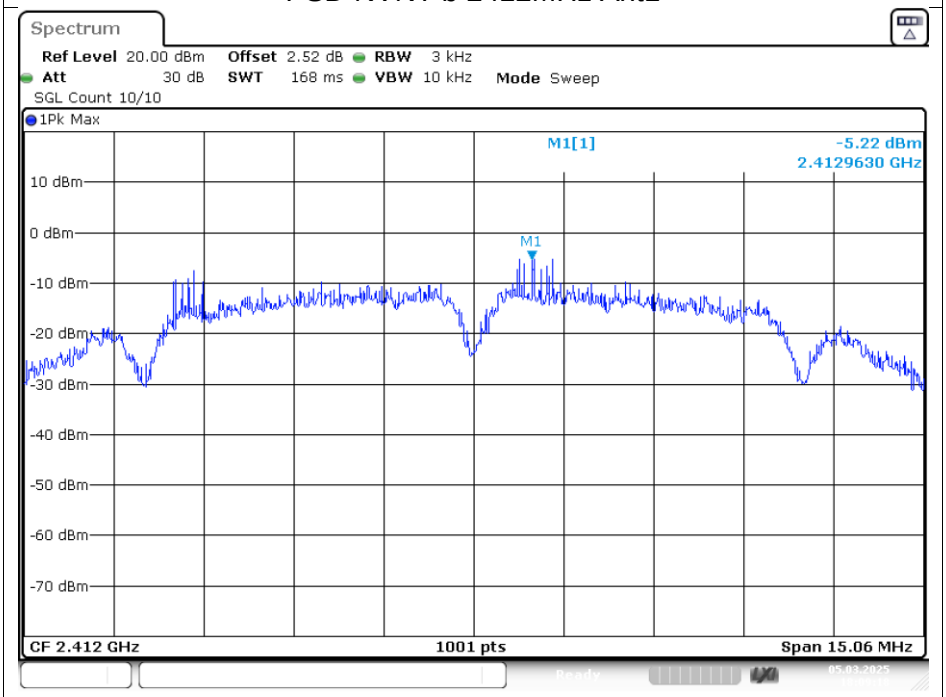

Date: 5.MAR.2025 18:09:18

PSD NVNT b 2412MHz Ant2

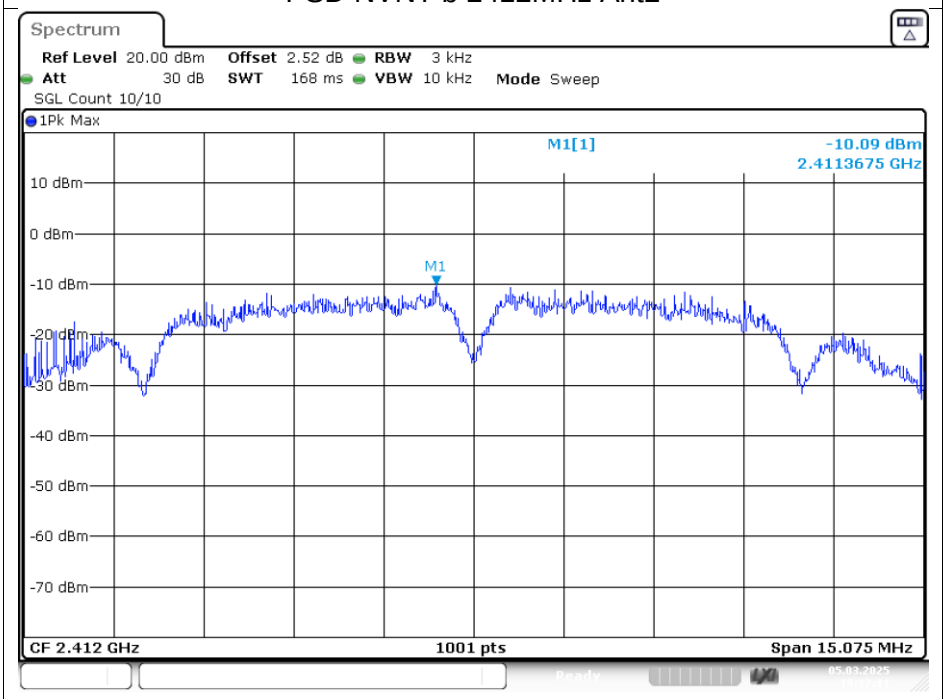

Date: 5.MAR.2025 19:17:11

This report shall not be reproduced except in full, without the written approval of UL Verification Services (Guangzhou) Co., Ltd, Song Shan Lake Branch.

PSD NVNT b 2437MHz Ant1

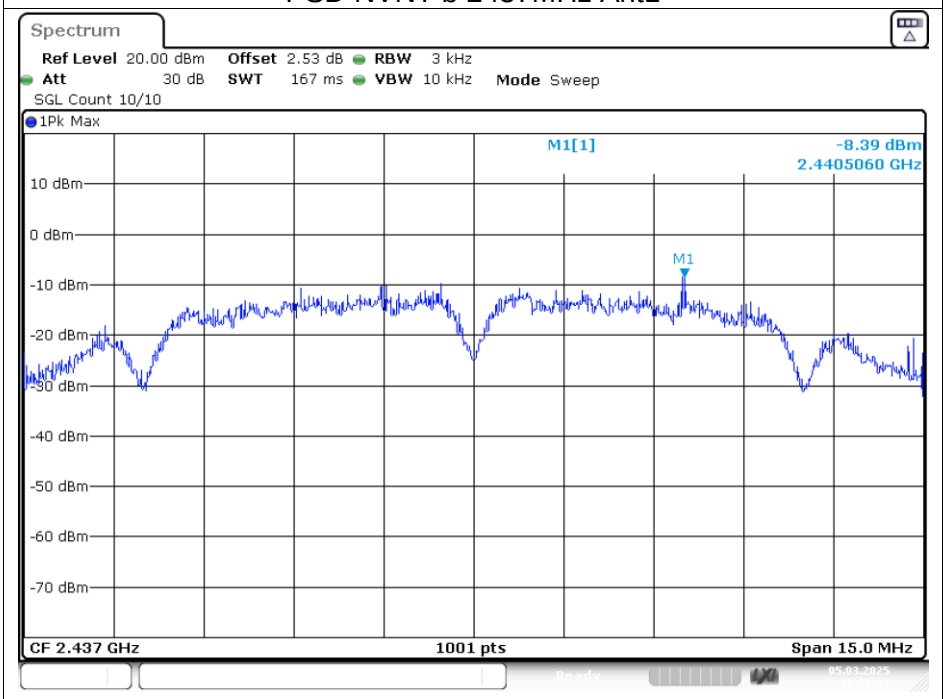

Date: 5.MAR.2025 18:23:31

PSD NVNT b 2437MHz Ant2

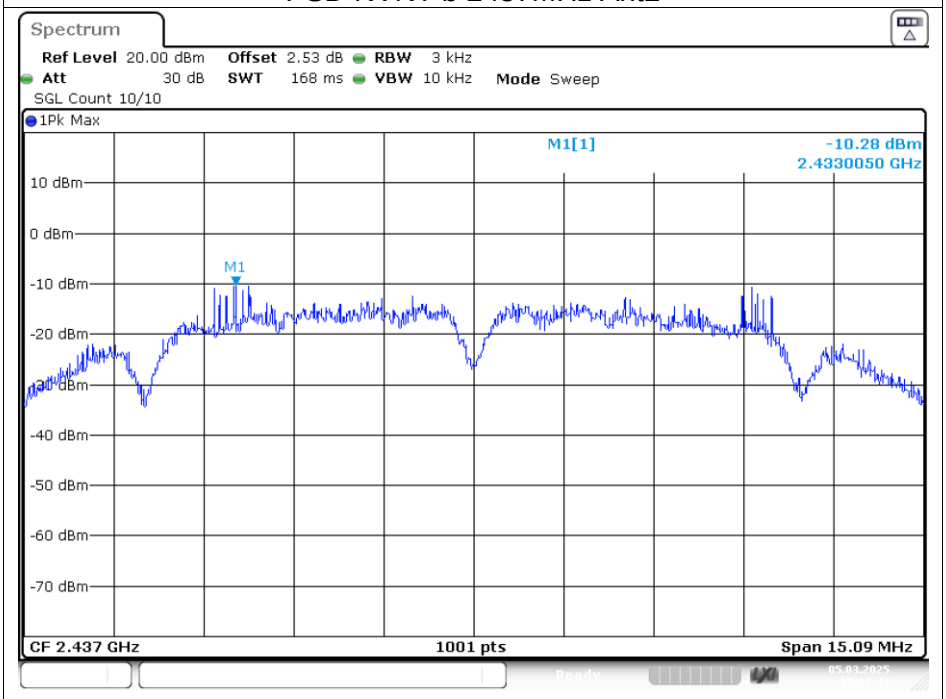

Date: 5.MAR.2025 15:32:42

This report shall not be reproduced except in full, without the written approval of UL Verification Services (Guangzhou) Co., Ltd, Song Shan Lake Branch.

PSD NVNT b 2462MHz Ant1

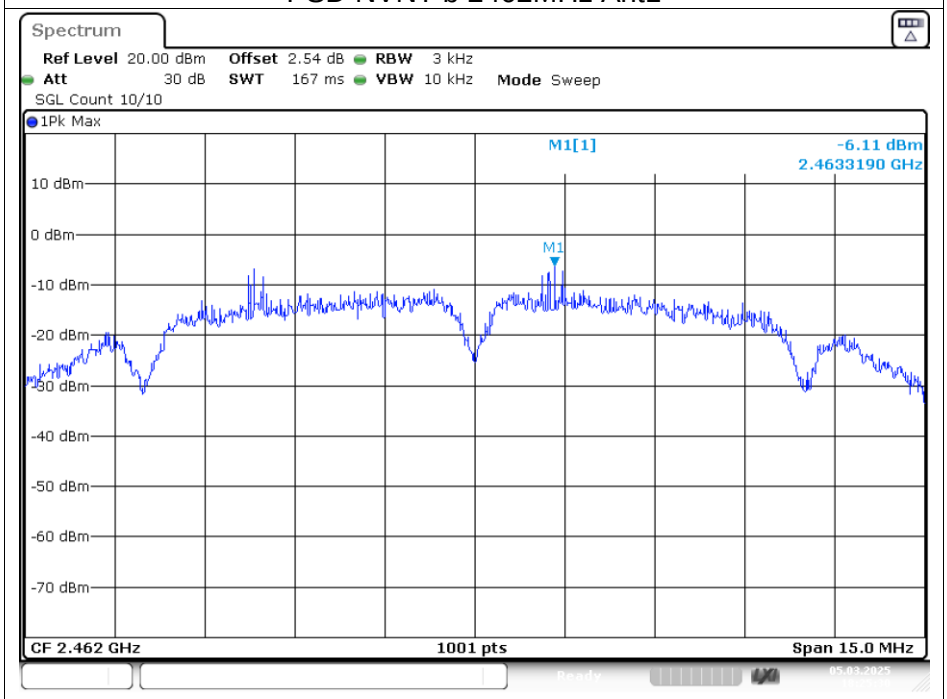

Date: 5.MAR.2025 18:25:30

PSD NVNT b 2462MHz Ant2

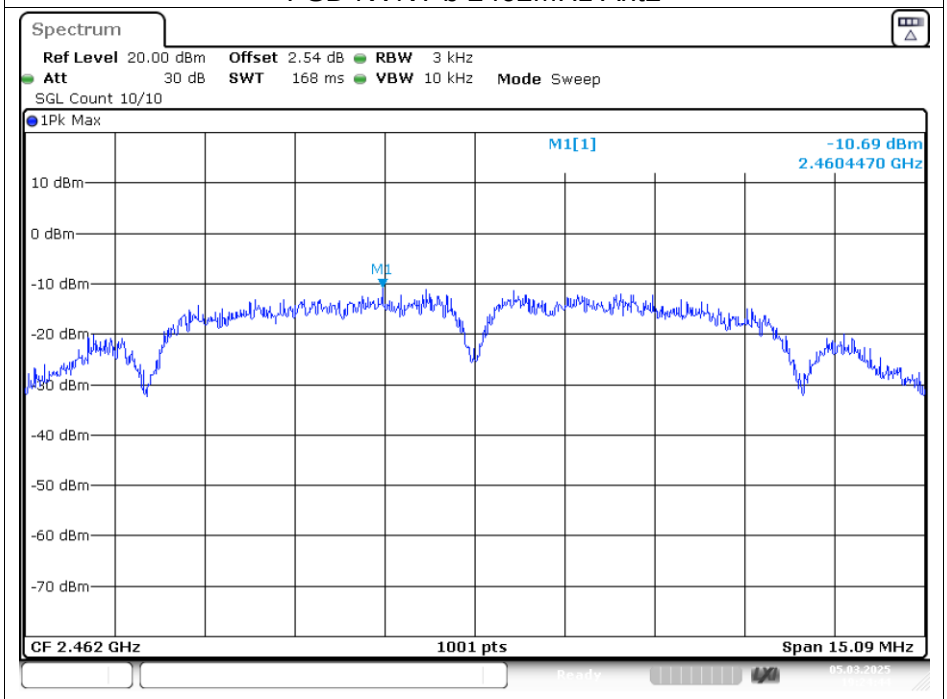

Date: 5.MAR.2025 19:24:44

This report shall not be reproduced except in full, without the written approval of UL Verification Services (Guangzhou) Co., Ltd, Song Shan Lake Branch.

PSD NVNT g 2412MHz Ant1

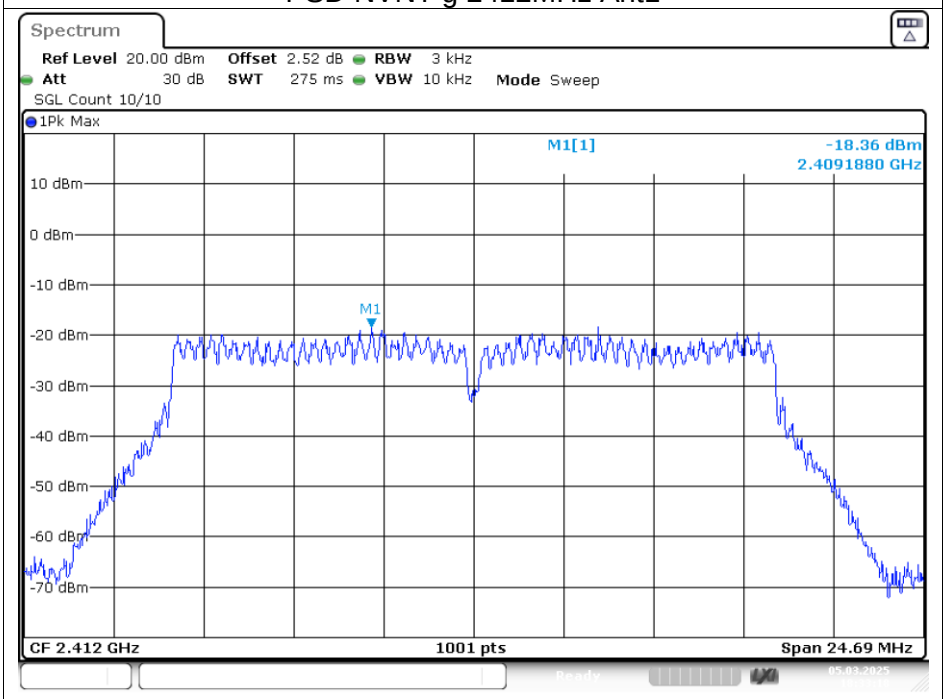

Date: 5.MAR.2025 18:33:18

PSD NVNT g 2412MHz Ant2

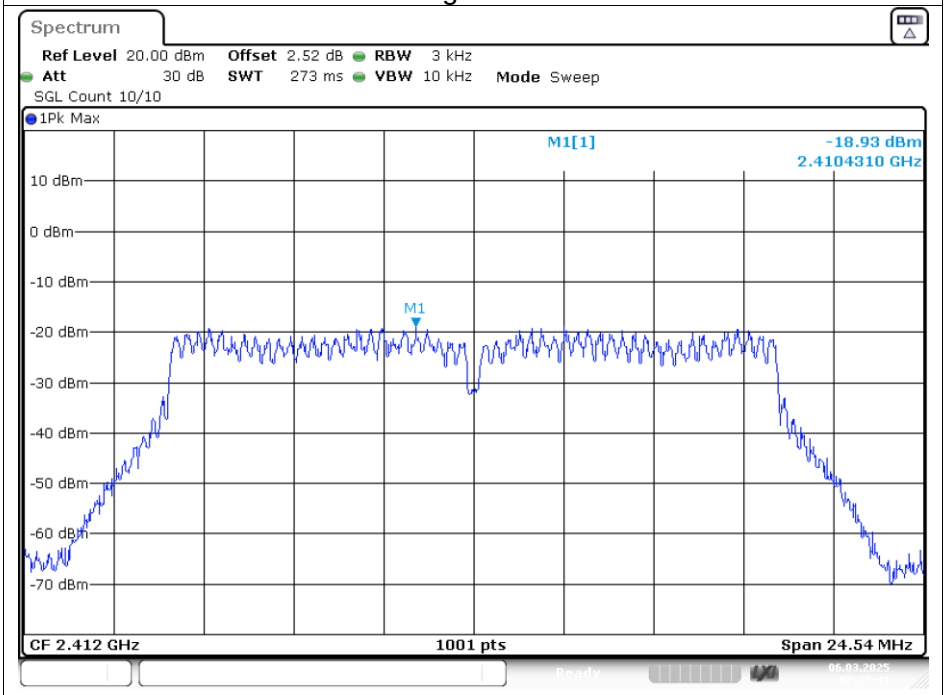

Date: 6.MAR.2025 07:37:42

This report shall not be reproduced except in full, without the written approval of UL Verification Services (Guangzhou) Co., Ltd, Song Shan Lake Branch.

PSD NVNT g 2437MHz Ant1

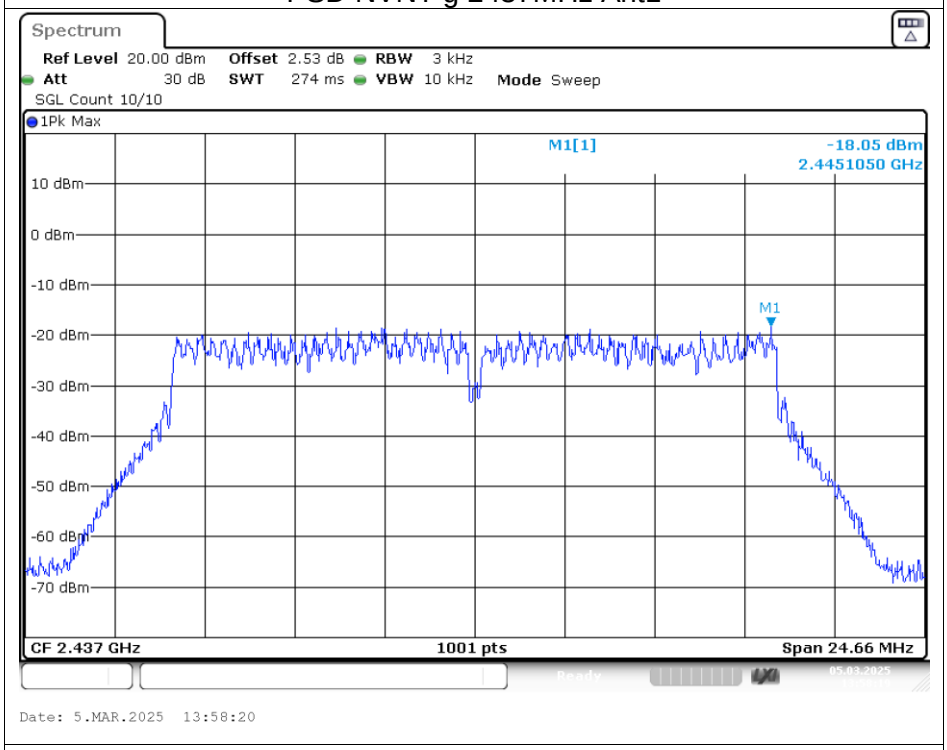

PSD NVNT g 2437MHz Ant2

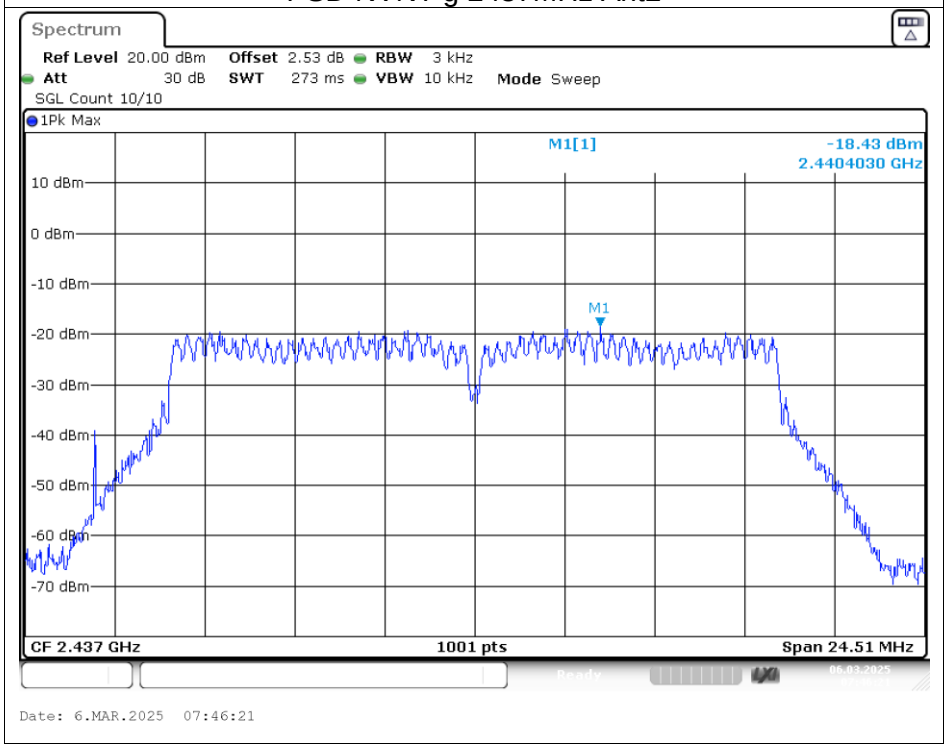

This report shall not be reproduced except in full, without the written approval of UL Verification Services (Guangzhou) Co., Ltd, Song Shan Lake Branch.

PSD NVNT g 2462MHz Ant1

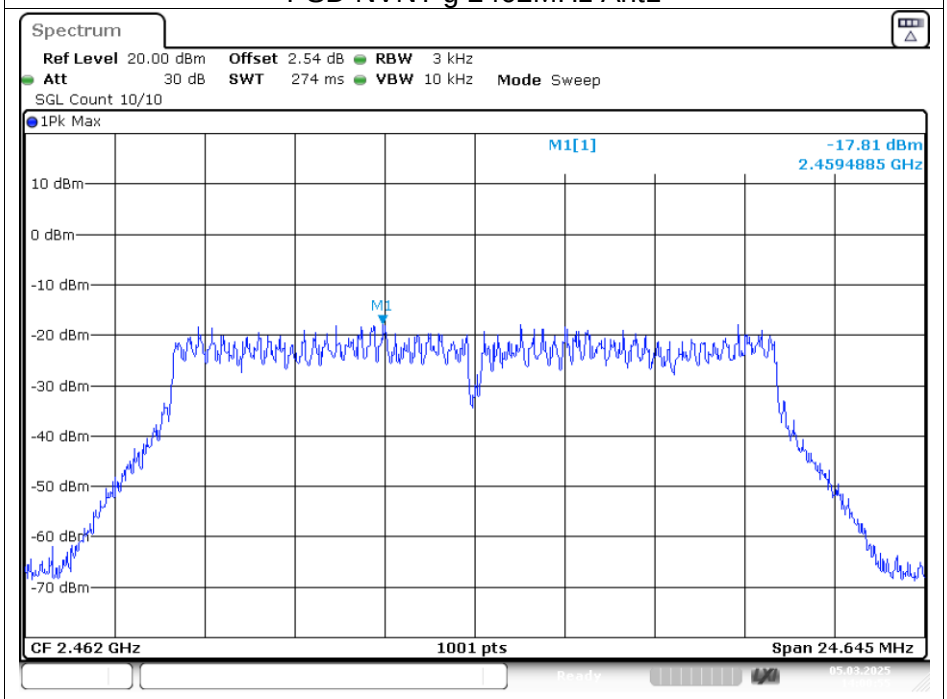

Date: 5.MAR.2025 14:00:55

PSD NVNT g 2462MHz Ant2

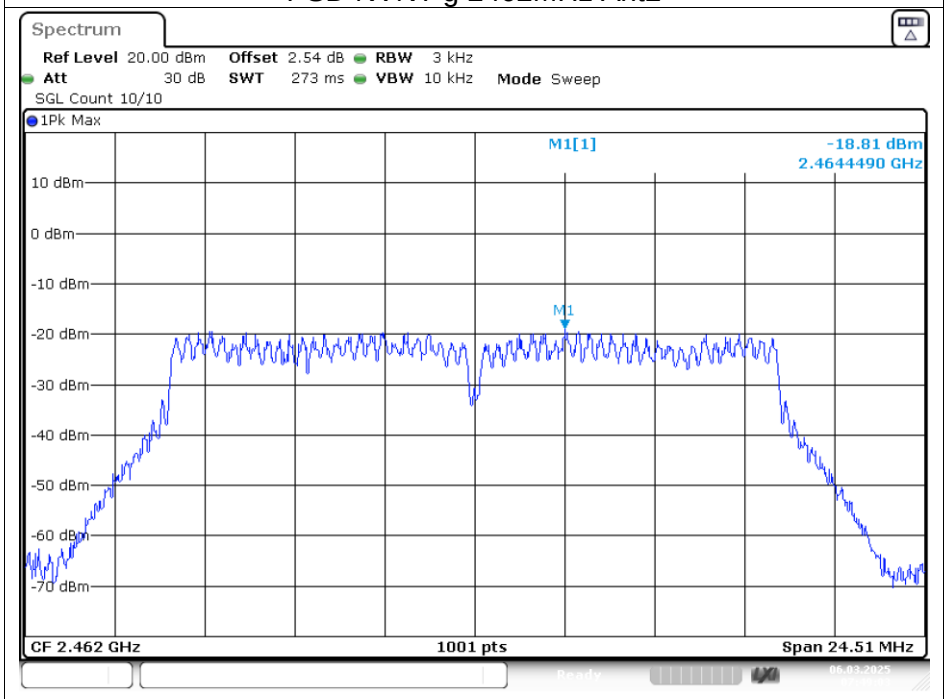

Date: 6.MAR.2025 07:49:04

This report shall not be reproduced except in full, without the written approval of UL Verification Services (Guangzhou) Co., Ltd, Song Shan Lake Branch.

PSD NVNT n20 2412MHz Ant1

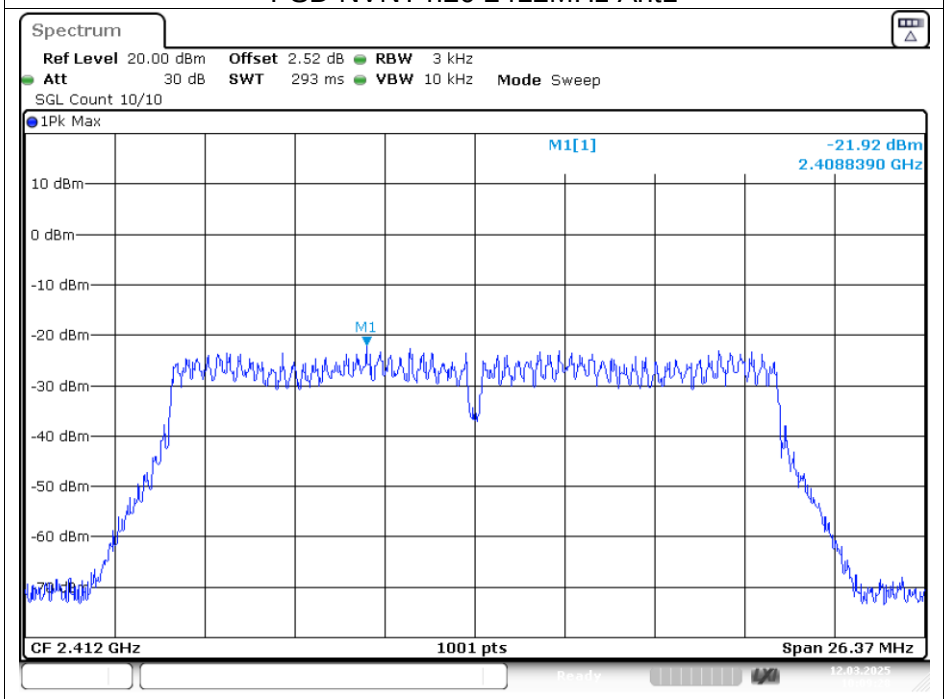

Date: 12.MAR.2025 10:09:29

PSD NVNT n20 2412MHz Ant2

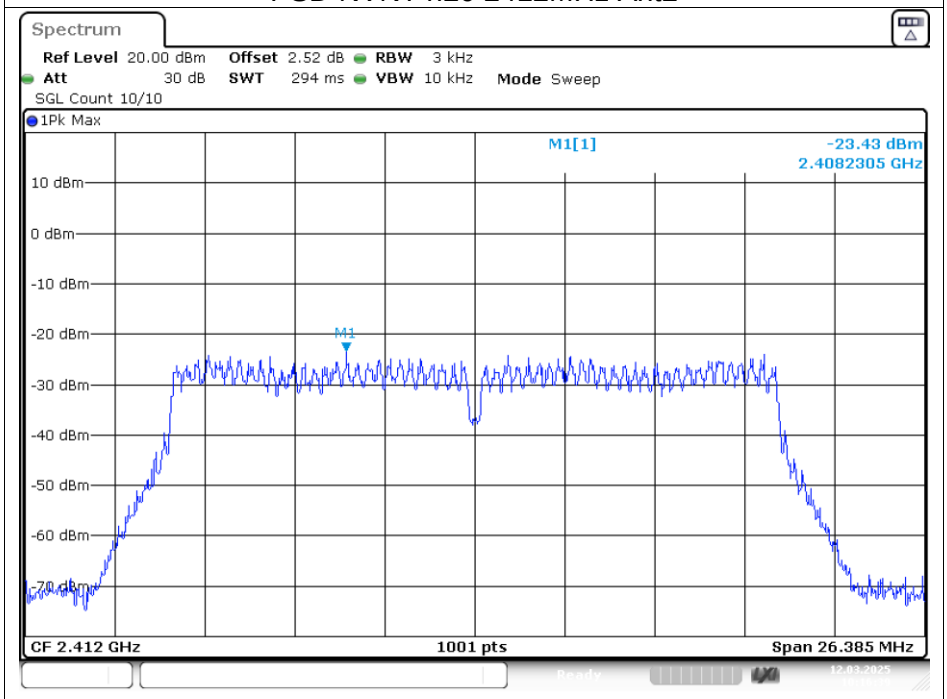

Date: 12.MAR.2025 10:16:39

This report shall not be reproduced except in full, without the written approval of UL Verification Services (Guangzhou) Co., Ltd, Song Shan Lake Branch.

PSD NVNT n20 2437MHz Ant1

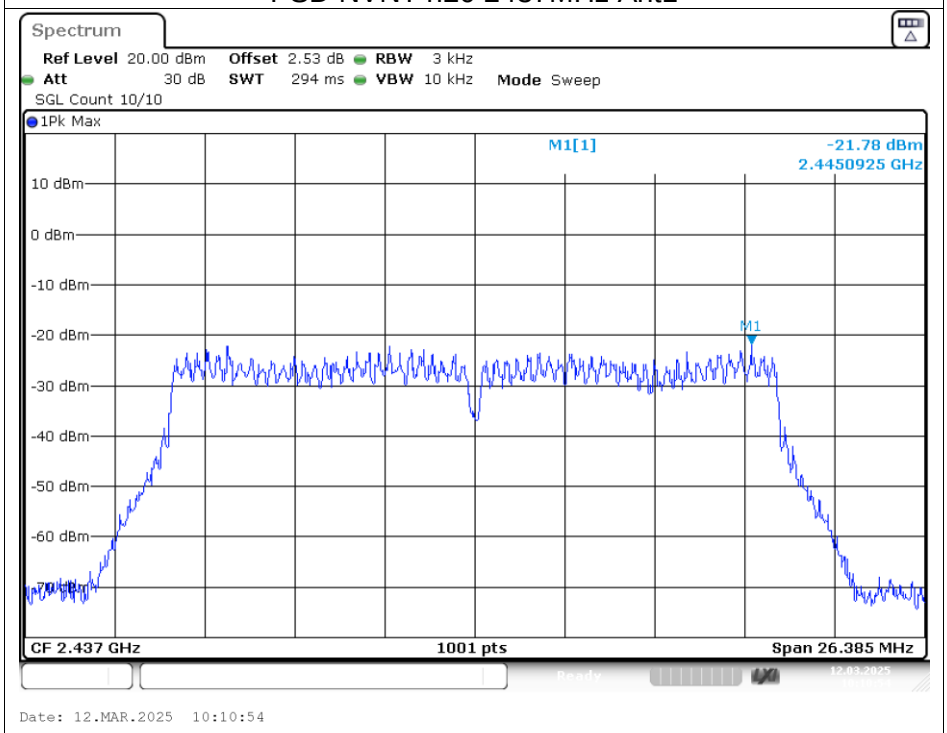

PSD NVNT n20 2437MHz Ant2

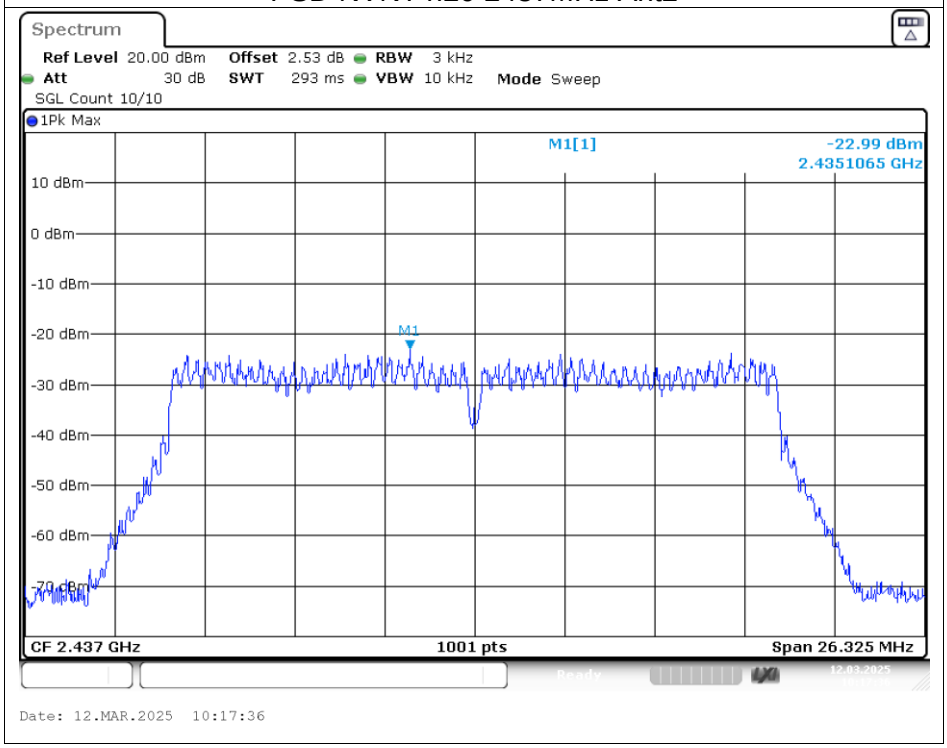

This report shall not be reproduced except in full, without the written approval of UL Verification Services (Guangzhou) Co., Ltd, Song Shan Lake Branch.

PSD NVNT n20 2462MHz Ant1

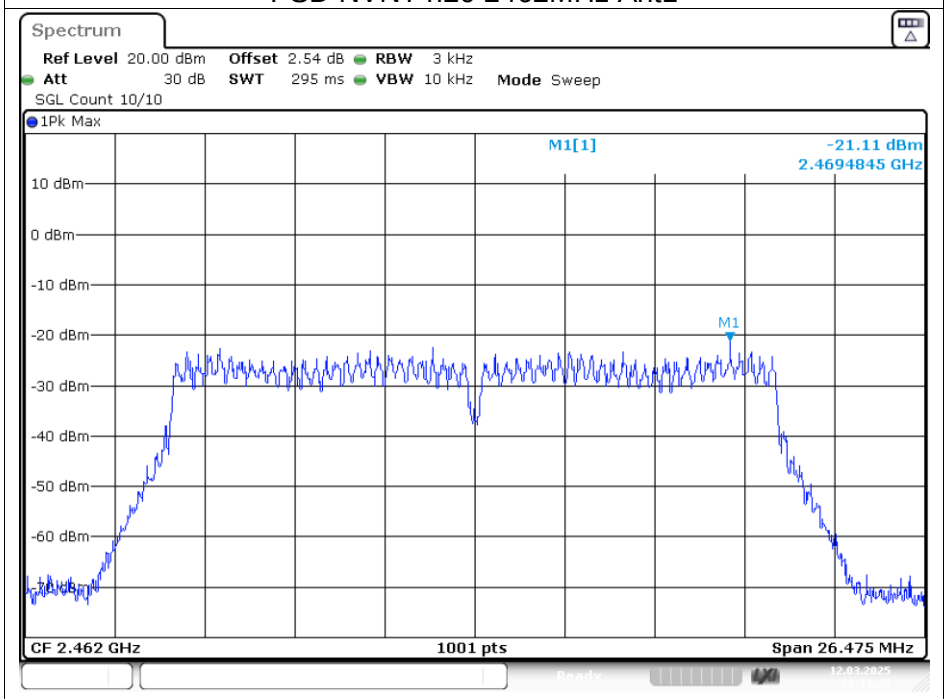

Date: 12.MAR.2025 10:11:25

PSD NVNT n20 2462MHz Ant2

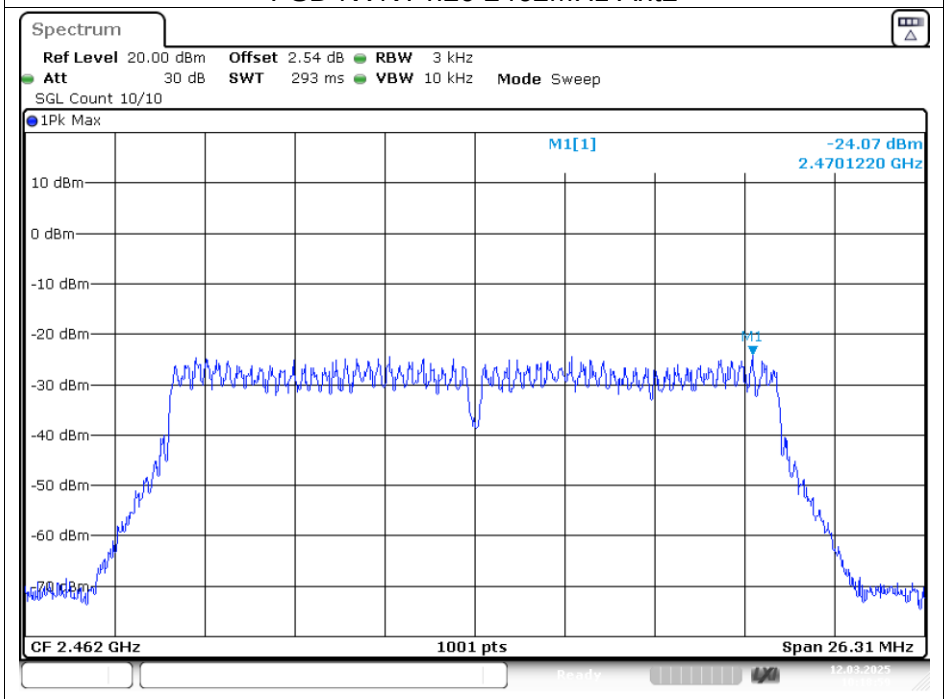

Date: 12.MAR.2025 10:18:59

This report shall not be reproduced except in full, without the written approval of UL Verification Services (Guangzhou) Co., Ltd, Song Shan Lake Branch.

PSD NVNT n40 2422MHz Ant1

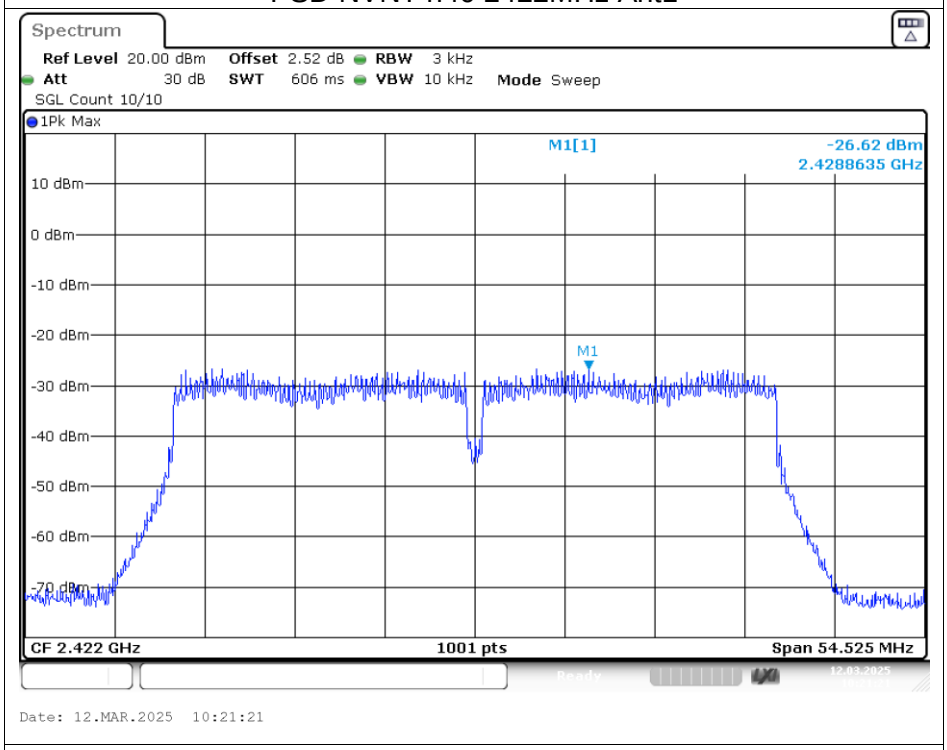

PSD NVNT n40 2422MHz Ant2

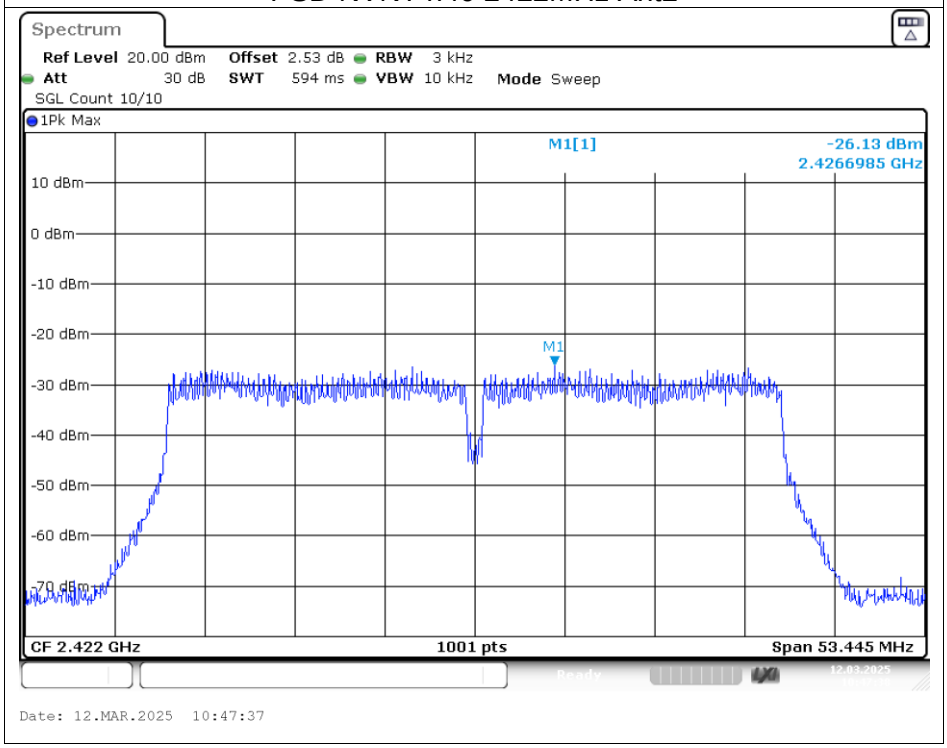

This report shall not be reproduced except in full, without the written approval of UL Verification Services (Guangzhou) Co., Ltd, Song Shan Lake Branch.

PSD NVNT n40 2437MHz Ant1

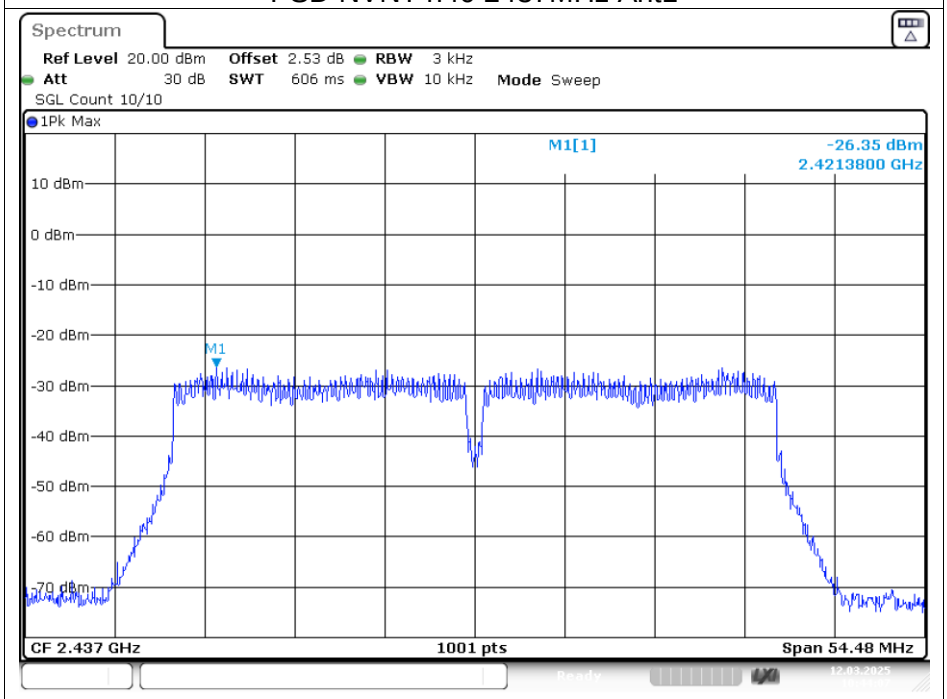

Date: 12.MAR.2025 10:44:07

PSD NVNT n40 2437MHz Ant2

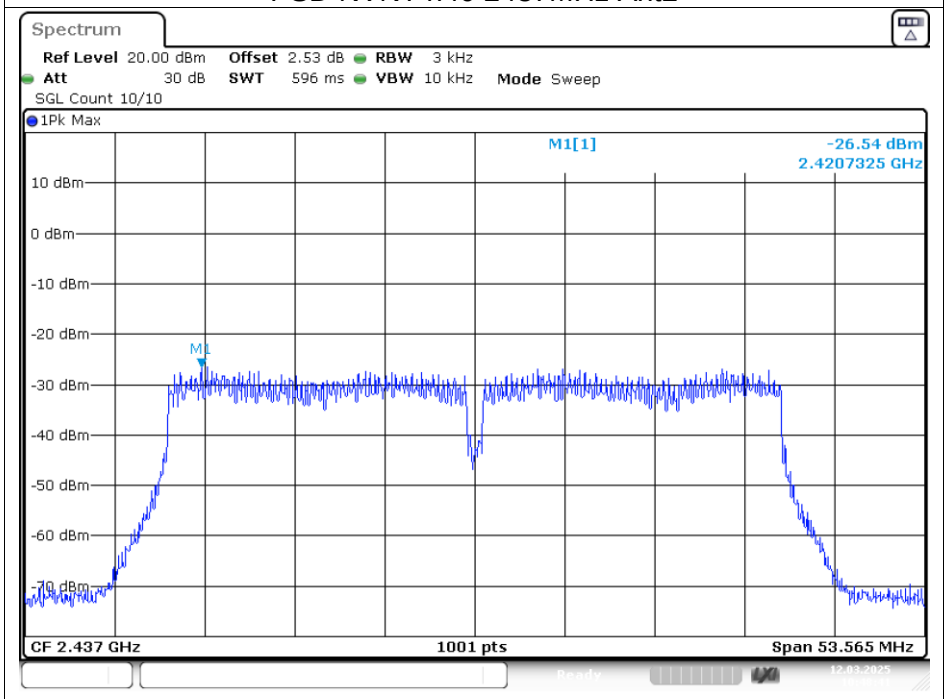

Date: 12.MAR.2025 10:48:41

This report shall not be reproduced except in full, without the written approval of UL Verification Services (Guangzhou) Co., Ltd, Song Shan Lake Branch.

PSD NVNT n40 2452MHz Ant1

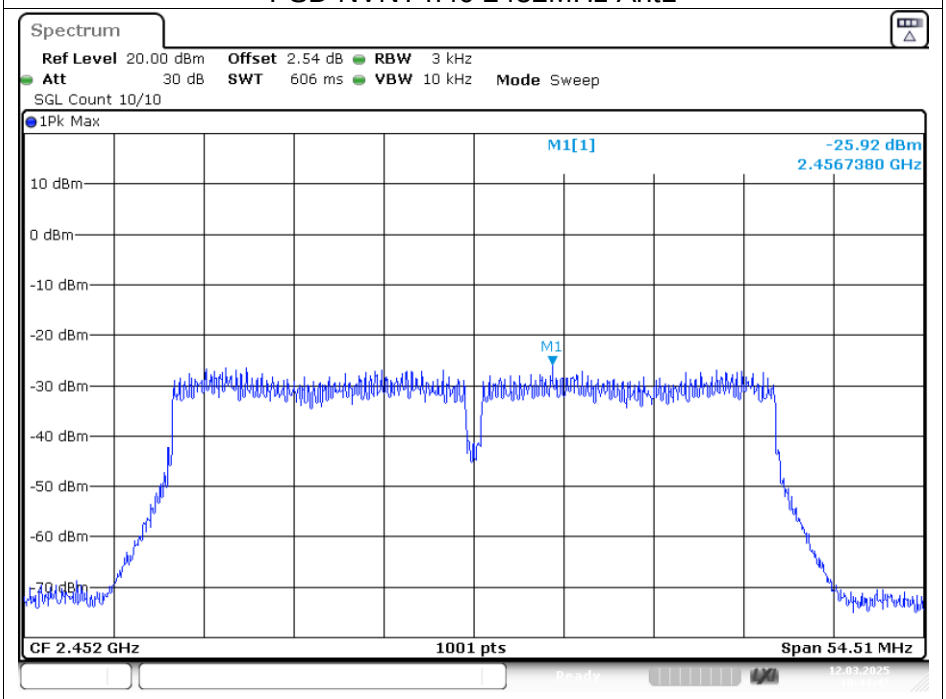

Date: 12.MAR.2025 10:44:43

PSD NVNT n40 2452MHz Ant2

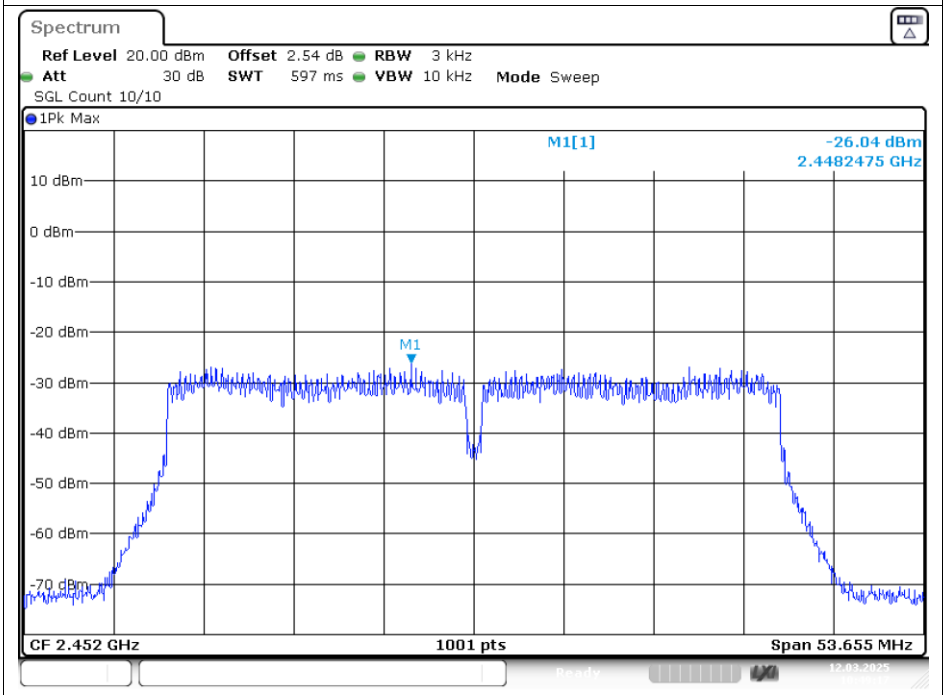

Date: 12.MAR.2025 10:49:18

This report shall not be reproduced except in full, without the written approval of UL Verification Services (Guangzhou) Co., Ltd, Song Shan Lake Branch.

11.6. APPENDIX F: BAND EDGE

Condition	Mode	Frequency (MHz)	Antenna	Max Value (dBc)	Limit (dBc)	Verdict
NVNT	b	2412	Ant1	-42.74	-20	Pass
NVNT	b	2412	Ant2	-45.66	-20	Pass
NVNT	b	2462	Ant1	-55.35	-20	Pass
NVNT	b	2462	Ant2	-55.75	-20	Pass
NVNT	g	2412	Ant1	-39.65	-20	Pass
NVNT	g	2412	Ant2	-41.16	-20	Pass
NVNT	g	2462	Ant1	-49.04	-20	Pass
NVNT	g	2462	Ant2	-50.5	-20	Pass
NVNT	n20	2412	Ant1	-40.11	-20	Pass
NVNT	n20	2412	Ant2	-39.96	-20	Pass
NVNT	n20	2462	Ant1	-46.3	-20	Pass
NVNT	n20	2462	Ant2	-45.29	-20	Pass
NVNT	n40	2422	Ant1	-42.09	-20	Pass
NVNT	n40	2422	Ant2	-42.6	-20	Pass
NVNT	n40	2452	Ant1	-44.33	-20	Pass
NVNT	n40	2452	Ant2	-43.38	-20	Pass

This report shall not be reproduced except in full, without the written approval of UL Verification Services (Guangzhou) Co., Ltd, Song Shan Lake Branch.

Test Graphs

Band Edge NVNT b 2412MHz Ant1 Ref

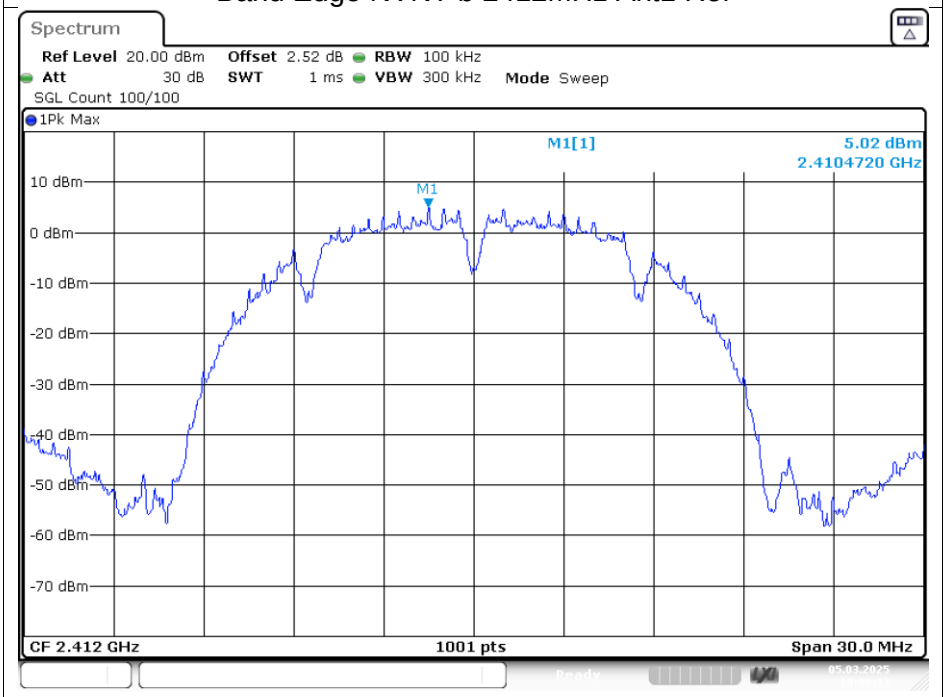

Date: 5.MAR.2025 18:09:33

Band Edge NVNT b 2412MHz Ant1 Emission

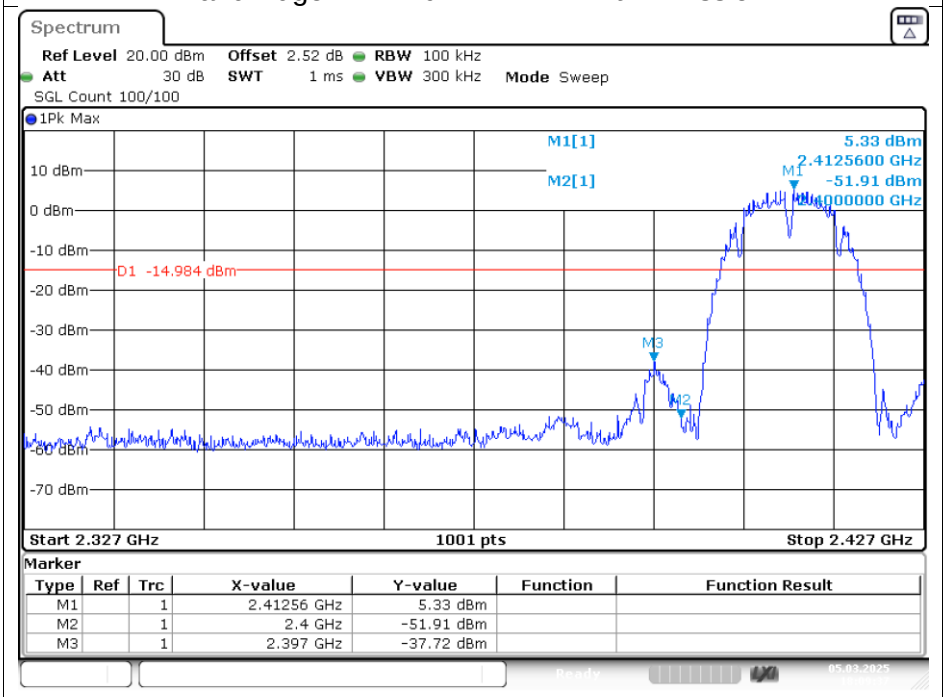

Marker

Type	Ref	Trc	X-value	Y-value	Function	Function Result
M1		1	2.41256 GHz	5.33 dBm		
M2		1	2.4 GHz	-51.91 dBm		
M3		1	2.397 GHz	-37.72 dBm		

Date: 5.MAR.2025 18:09:37

This report shall not be reproduced except in full, without the written approval of UL Verification Services (Guangzhou) Co., Ltd, Song Shan Lake Branch.

Band Edge NVNT b 2412MHz Ant2 Ref

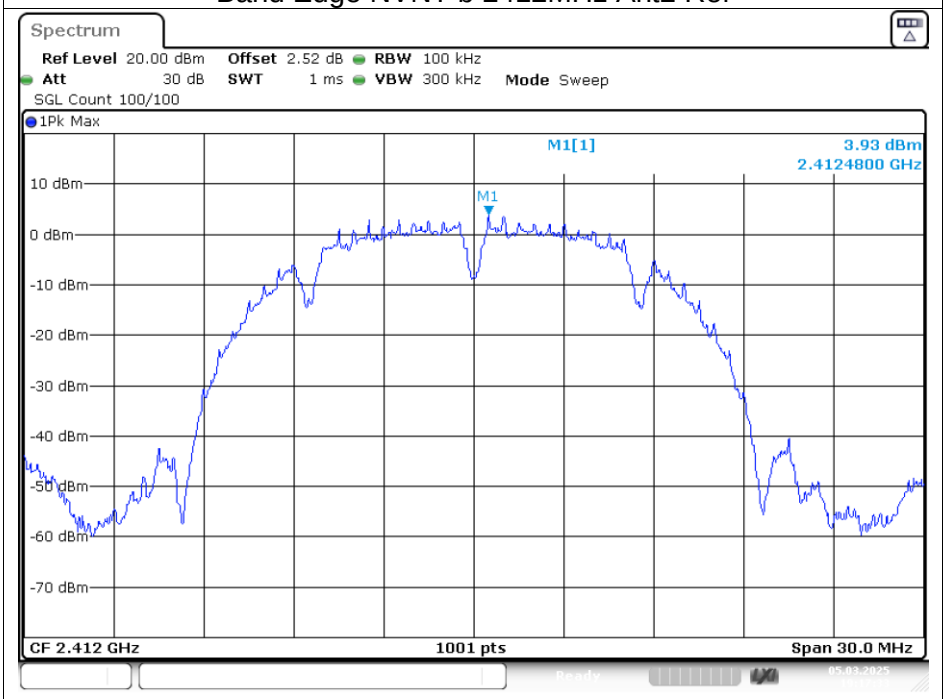

Date: 5.MAR.2025 19:17:33

Band Edge NVNT b 2412MHz Ant2 Emission

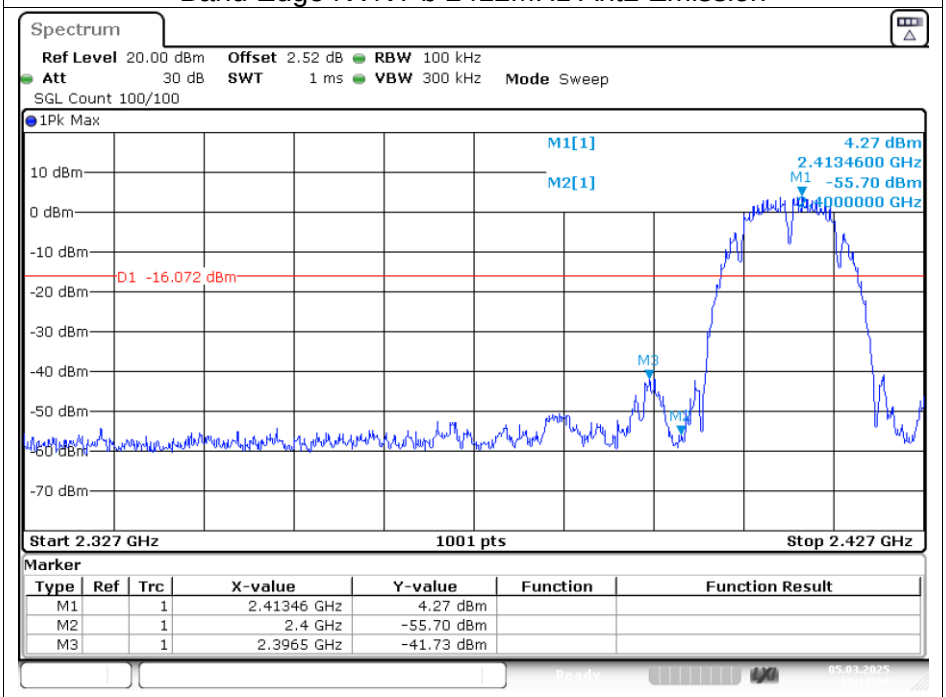

Marker

Type	Ref	Trc	X-value	Y-value	Function	Function Result
M1		1	2.41346 GHz	4.27 dBm		
M2		1	2.4 GHz	-55.70 dBm		
M3		1	2.3965 GHz	-41.73 dBm		

Date: 5.MAR.2025 19:17:36

This report shall not be reproduced except in full, without the written approval of UL Verification Services (Guangzhou) Co., Ltd, Song Shan Lake Branch.

Band Edge NVNT b 2462MHz Ant1 Ref

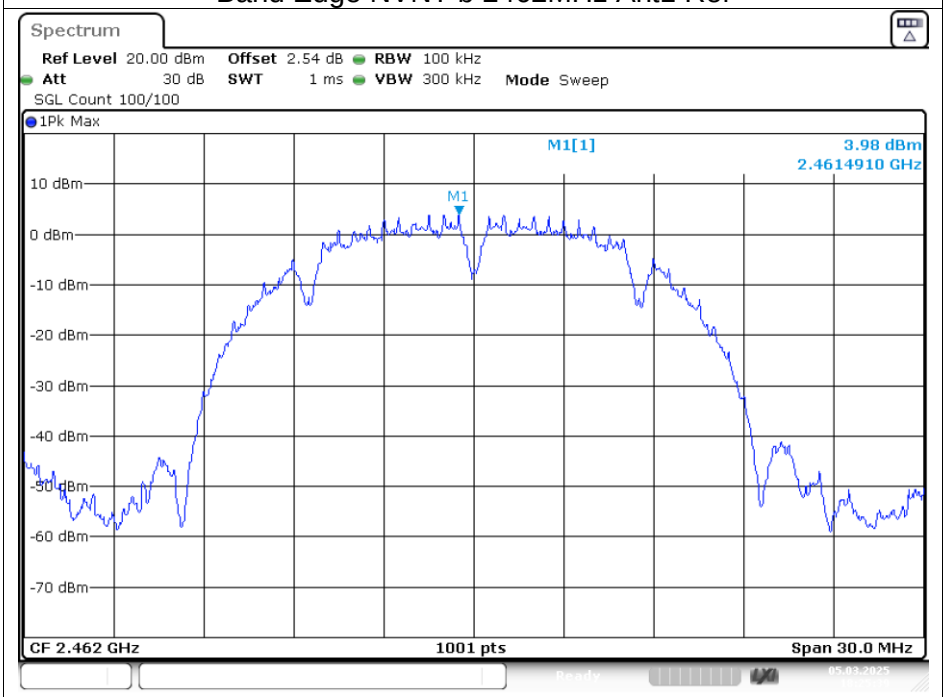

Date: 5.MAR.2025 18:25:39

Band Edge NVNT b 2462MHz Ant1 Emission

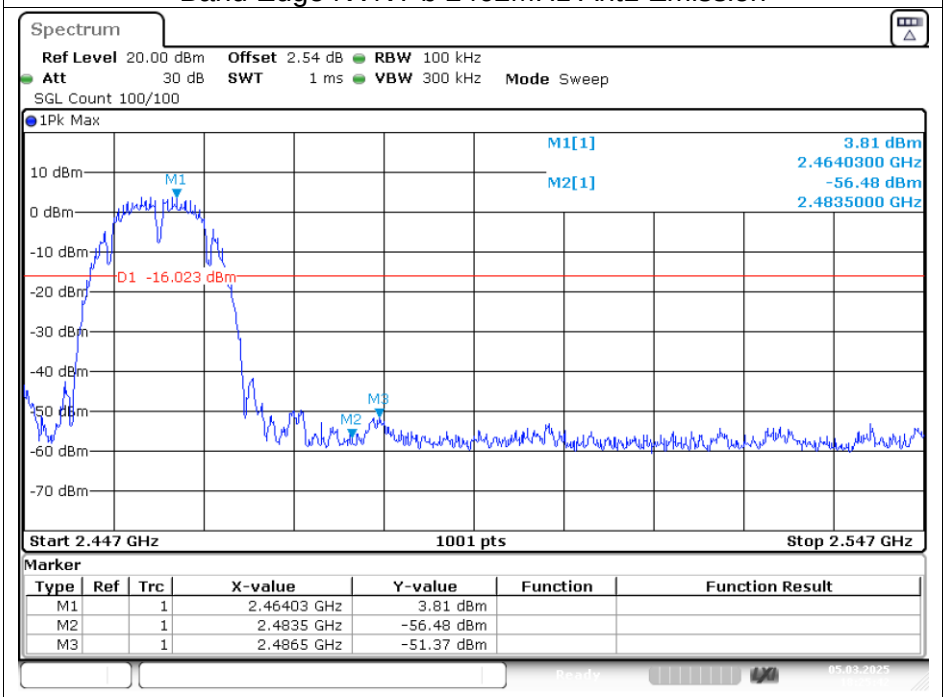

Marker

Type	Ref	Trc	X-value	Y-value	Function	Function Result
M1		1	2.46403 GHz	3.81 dBm		
M2		1	2.4835 GHz	-56.48 dBm		
M3		1	2.4865 GHz	-51.37 dBm		

Date: 5.MAR.2025 18:25:42

This report shall not be reproduced except in full, without the written approval of UL Verification Services (Guangzhou) Co., Ltd, Song Shan Lake Branch.

Band Edge NVNT b 2462MHz Ant2 Ref

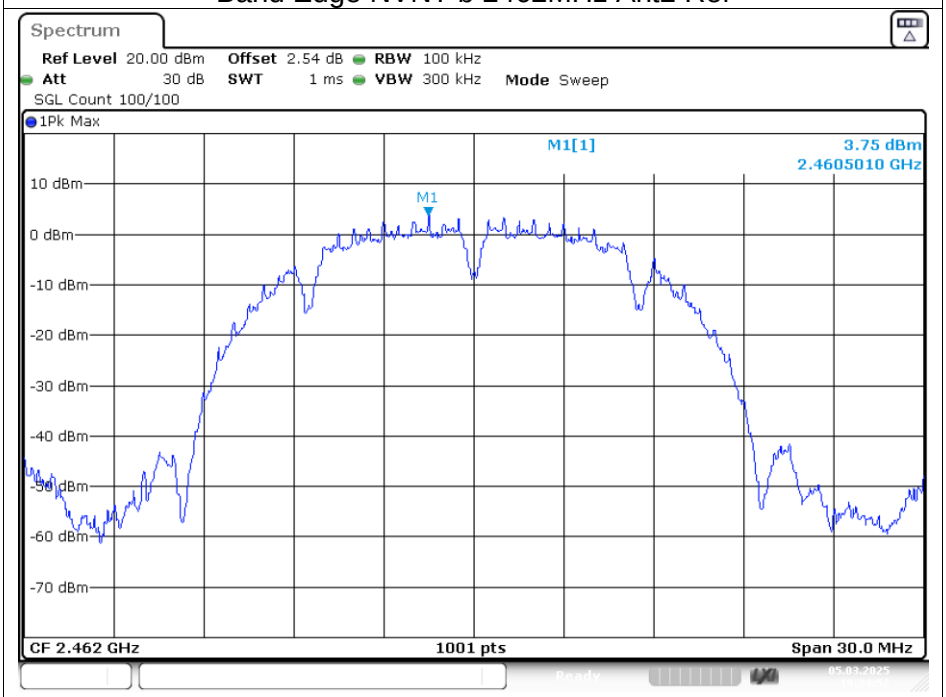

Date: 5.MAR.2025 19:24:52

Band Edge NVNT b 2462MHz Ant2 Emission

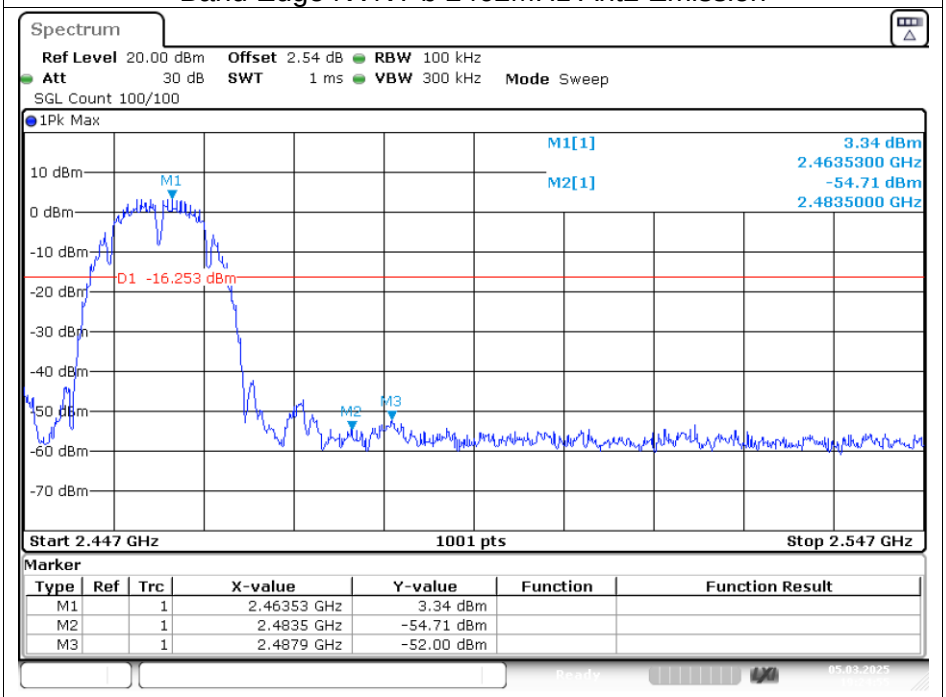

Marker

Type	Ref	Trc	X-value	Y-value	Function	Function Result
M1		1	2.46353 GHz	3.34 dBm		
M2		1	2.4835 GHz	-54.71 dBm		
M3		1	2.4879 GHz	-52.00 dBm		

Date: 5.MAR.2025 19:24:55

This report shall not be reproduced except in full, without the written approval of UL Verification Services (Guangzhou) Co., Ltd, Song Shan Lake Branch.

Band Edge NVNT g 2412MHz Ant1 Ref

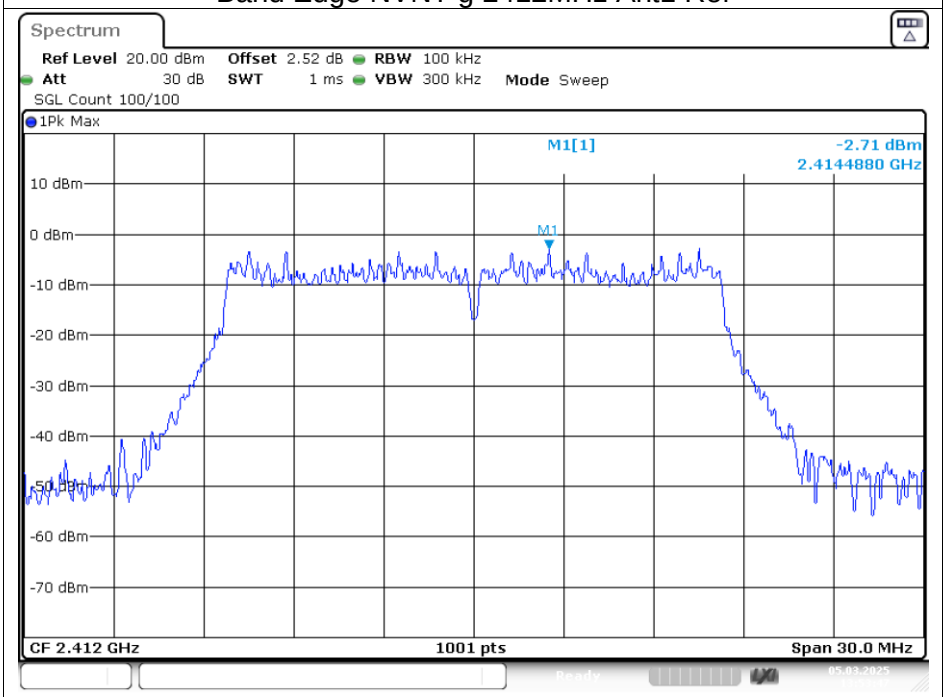

Date: 5.MAR.2025 13:53:47

Band Edge NVNT g 2412MHz Ant1 Emission

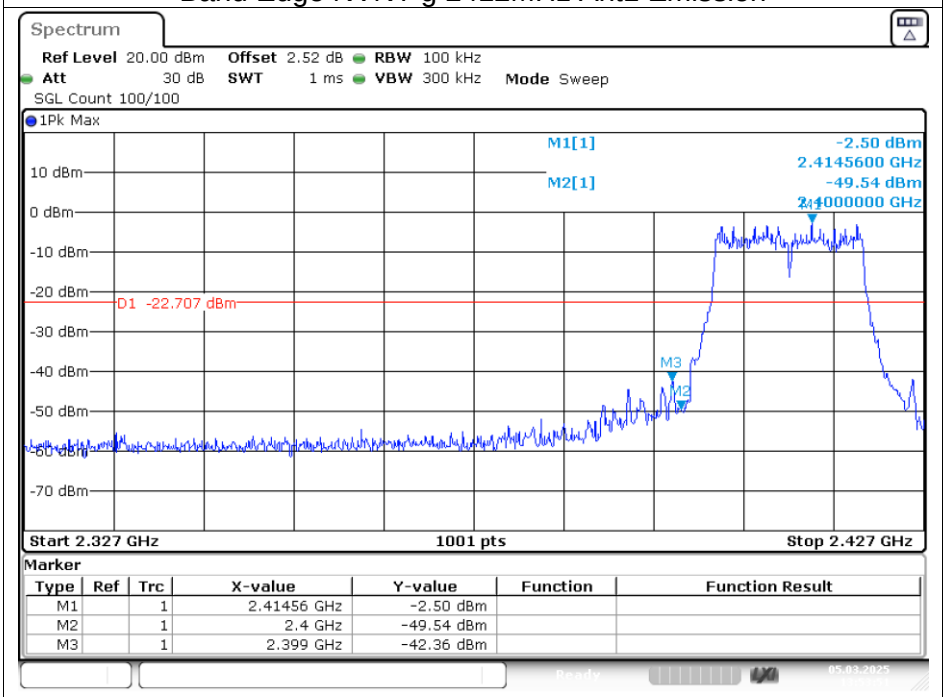

Marker

Type	Ref	Trc	X-value	Y-value	Function	Function Result
M1		1	2.41456 GHz	-2.50 dBm		
M2		1	2.4 GHz	-49.54 dBm		
M3		1	2.399 GHz	-42.36 dBm		

Date: 5.MAR.2025 13:53:51

This report shall not be reproduced except in full, without the written approval of UL Verification Services (Guangzhou) Co., Ltd, Song Shan Lake Branch.

Band Edge NVNT g 2412MHz Ant2 Ref

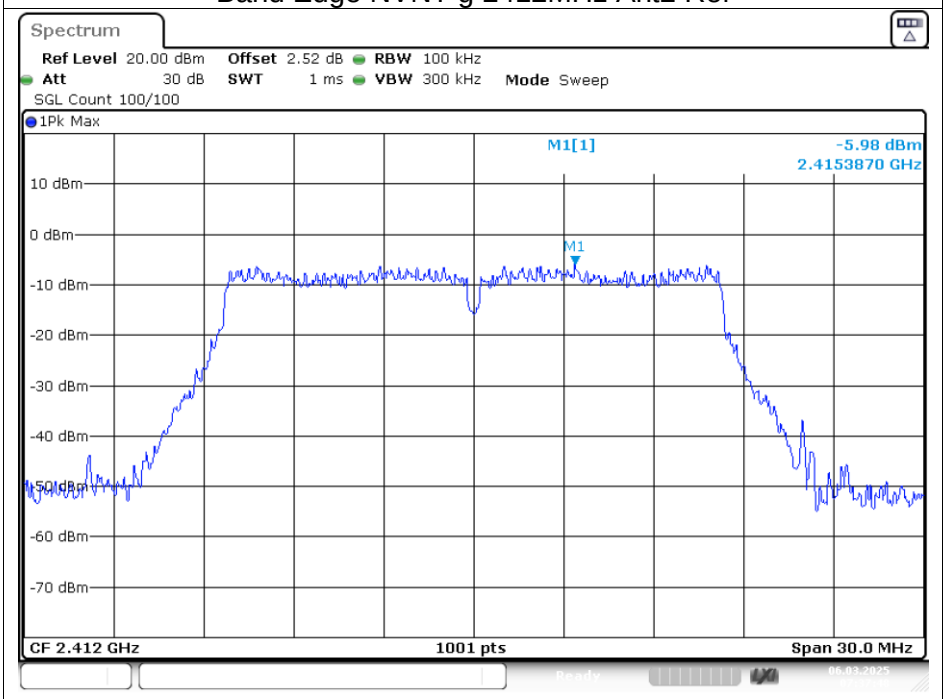

Date: 6.MAR.2025 07:37:48

Band Edge NVNT g 2412MHz Ant2 Emission

Marker

Type	Ref	Trc	X-value	Y-value	Function	Function Result
M1		1	2.41446 GHz	-3.18 dBm		
M2		1	2.4 GHz	-48.80 dBm		
M3		1	2.3996 GHz	-47.14 dBm		

Date: 6.MAR.2025 07:37:51

This report shall not be reproduced except in full, without the written approval of UL Verification Services (Guangzhou) Co., Ltd, Song Shan Lake Branch.

Band Edge NVNT g 2462MHz Ant1 Ref

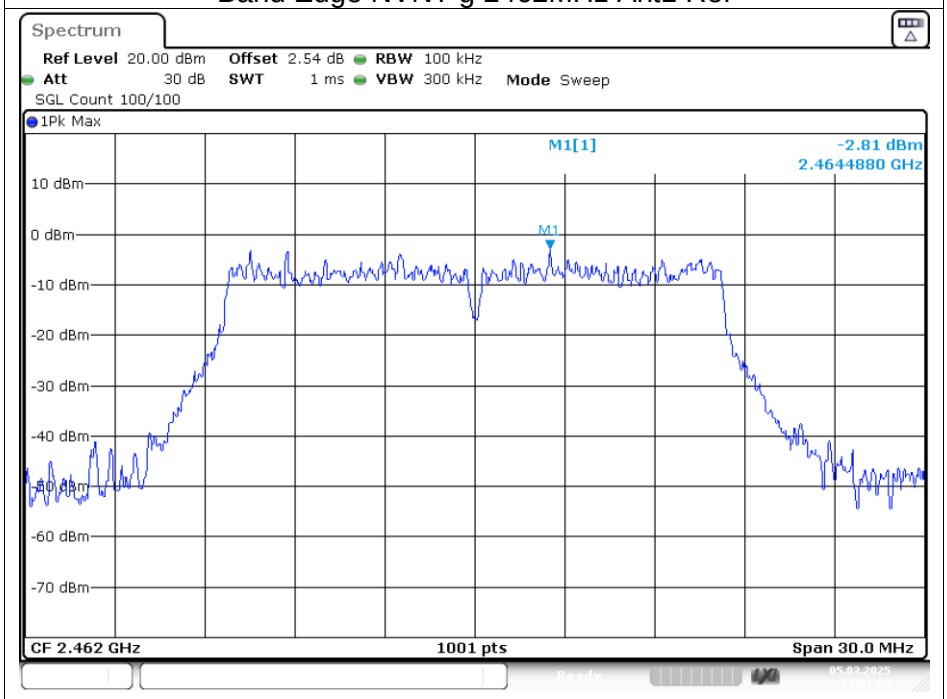

Date: 5.MAR.2025 14:01:03

Band Edge NVNT g 2462MHz Ant1 Emission

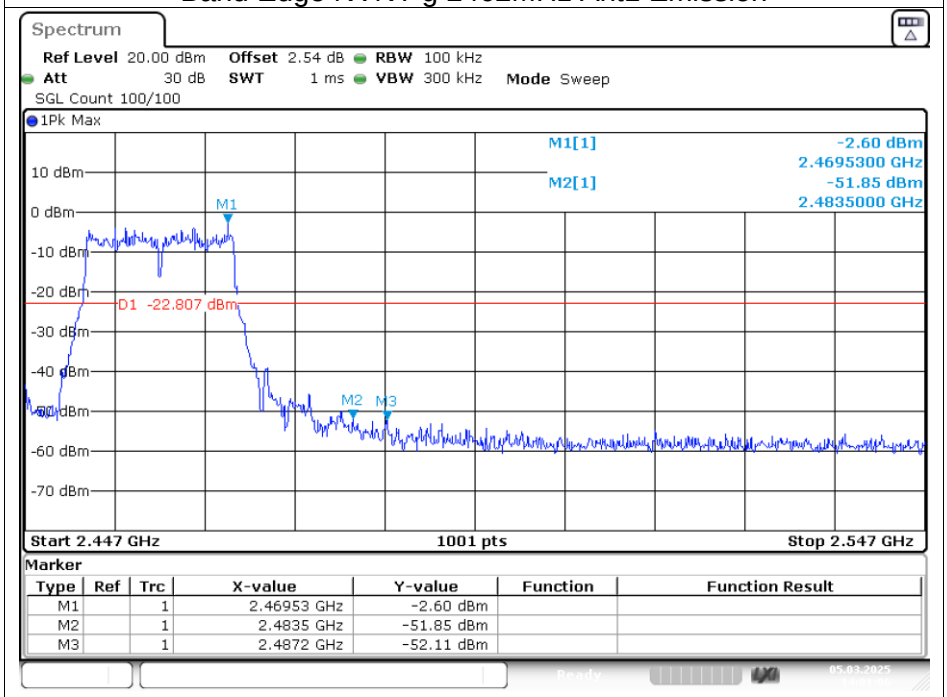

Marker

Type	Ref	Trc	X-value	Y-value	Function	Function Result
M1		1	2.46953 GHz	-2.60 dBm		
M2		1	2.4835 GHz	-51.85 dBm		
M3		1	2.4872 GHz	-52.11 dBm		

Date: 5.MAR.2025 14:01:06

This report shall not be reproduced except in full, without the written approval of UL Verification Services (Guangzhou) Co., Ltd, Song Shan Lake Branch.

Band Edge NVNT g 2462MHz Ant2 Ref

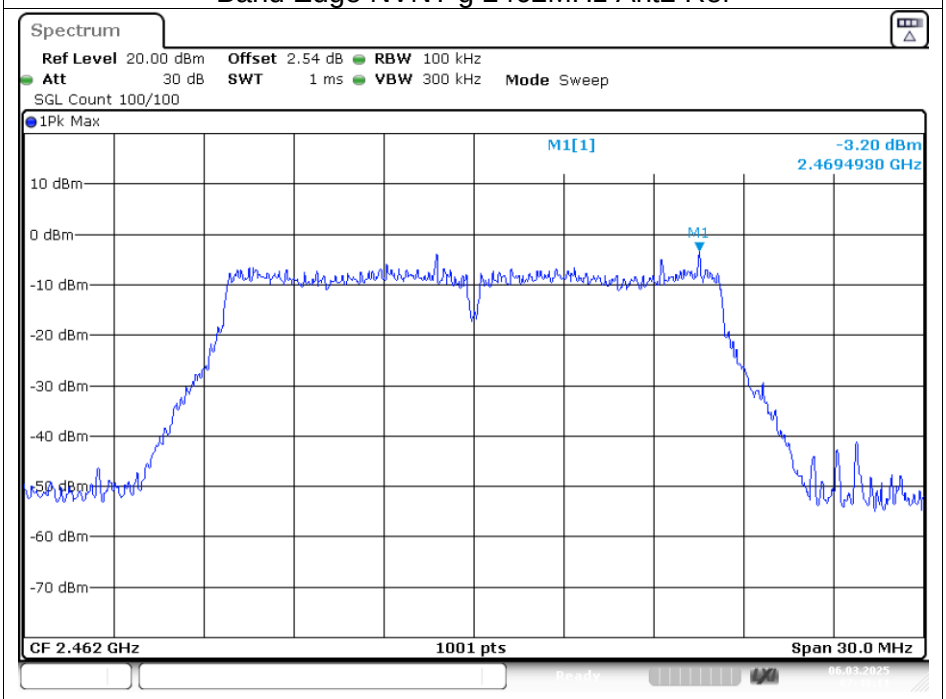

Date: 6.MAR.2025 07:49:11

Band Edge NVNT g 2462MHz Ant2 Emission

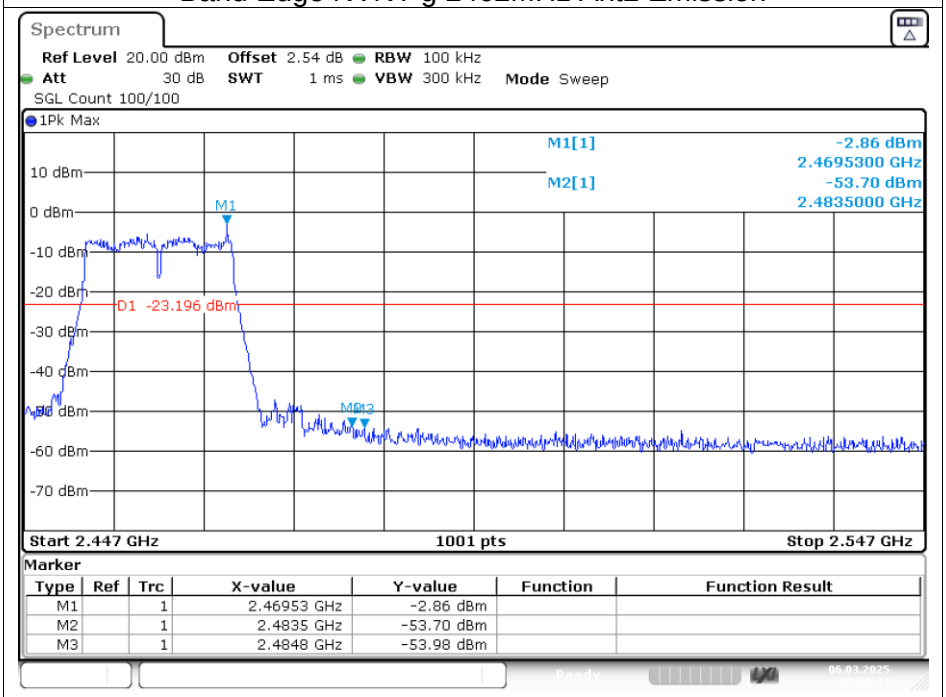

Marker

Type	Ref	Trc	X-value	Y-value	Function	Function Result
M1		1	2.46953 GHz	-2.86 dBm		
M2		1	2.4835 GHz	-53.70 dBm		
M3		1	2.4848 GHz	-53.98 dBm		

Date: 6.MAR.2025 07:49:14

This report shall not be reproduced except in full, without the written approval of UL Verification Services (Guangzhou) Co., Ltd, Song Shan Lake Branch.

Band Edge NVNT n20 2412MHz Ant1 Ref

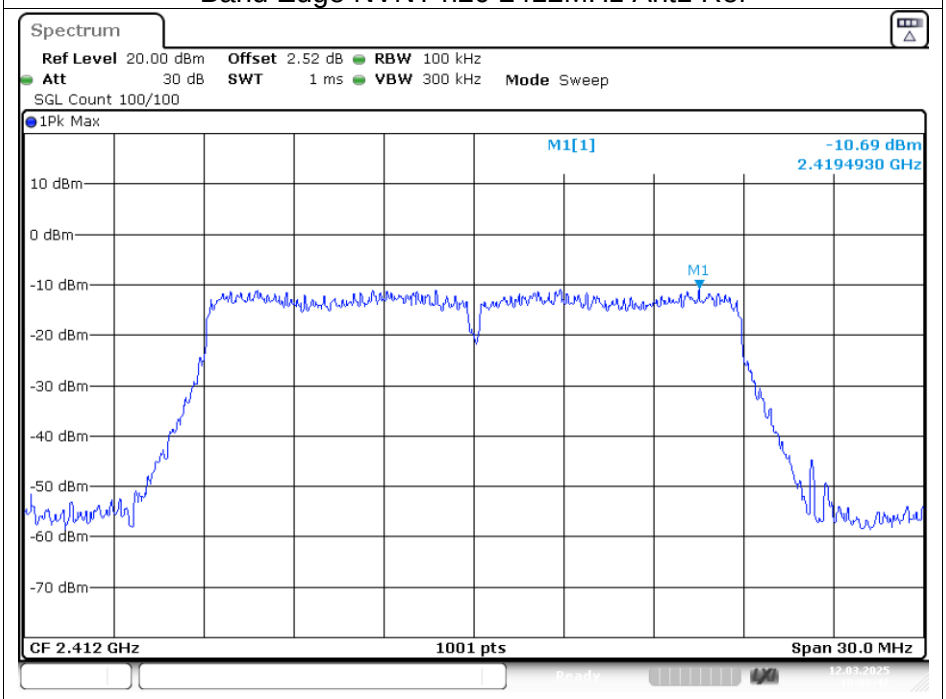

Date: 12.MAR.2025 10:09:43

Band Edge NVNT n20 2412MHz Ant1 Emission

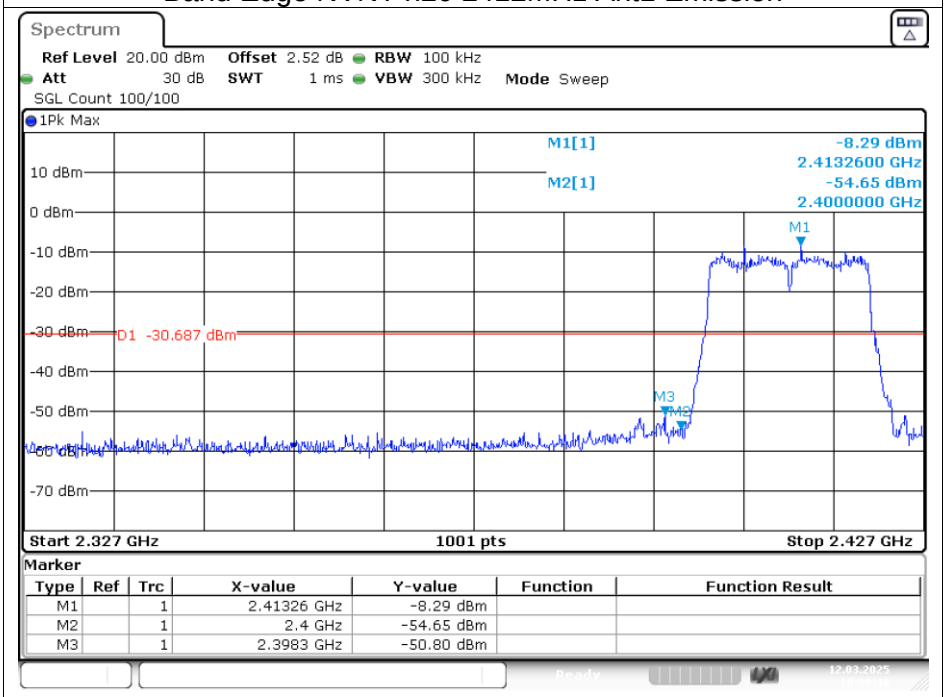

Marker

Type	Ref	Trc	X-value	Y-value	Function	Function Result
M1		1	2.41326 GHz	-8.29 dBm		
M2		1	2.4 GHz	-54.65 dBm		
M3		1	2.3983 GHz	-50.80 dBm		

Date: 12.MAR.2025 10:09:46

This report shall not be reproduced except in full, without the written approval of UL Verification Services (Guangzhou) Co., Ltd, Song Shan Lake Branch.

Band Edge NVNT n20 2412MHz Ant2 Ref

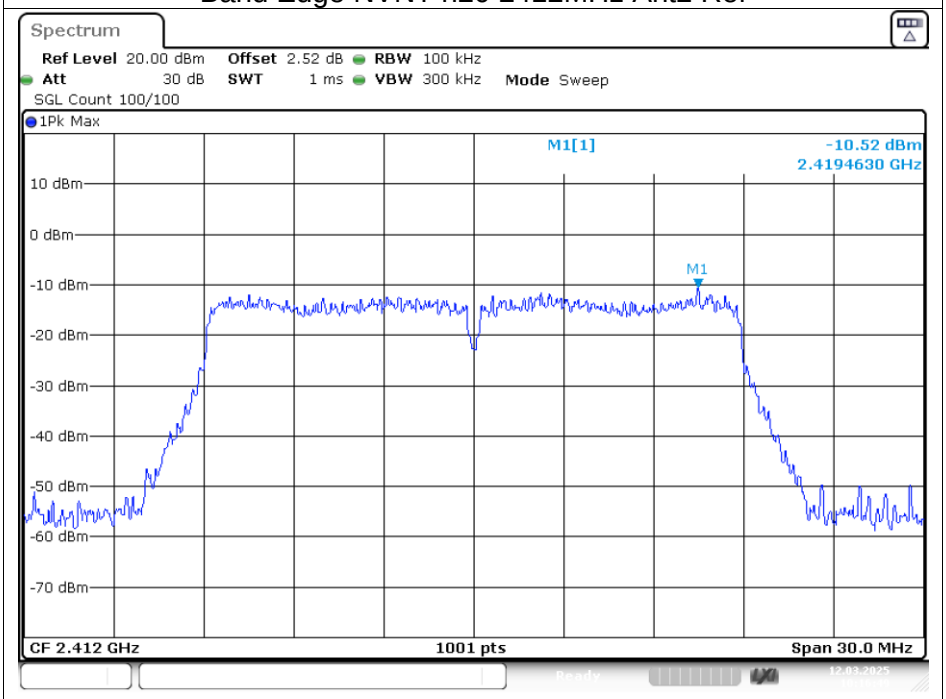

Date: 12.MAR.2025 10:16:48

Band Edge NVNT n20 2412MHz Ant2 Emission

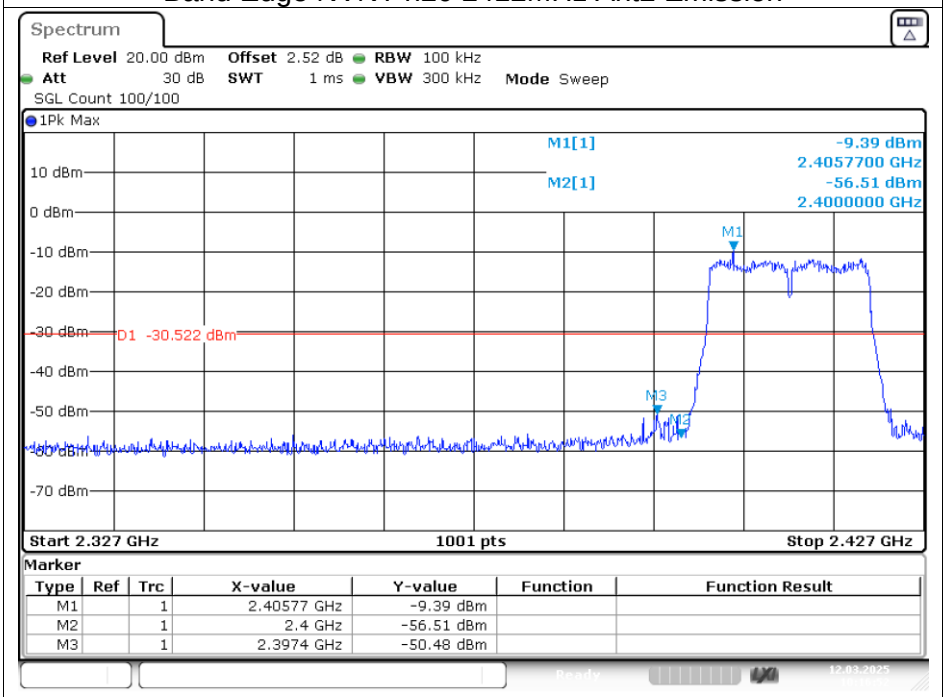

Date: 12.MAR.2025 10:16:52

This report shall not be reproduced except in full, without the written approval of UL Verification Services (Guangzhou) Co., Ltd, Song Shan Lake Branch.

Band Edge NVNT n20 2462MHz Ant1 Ref

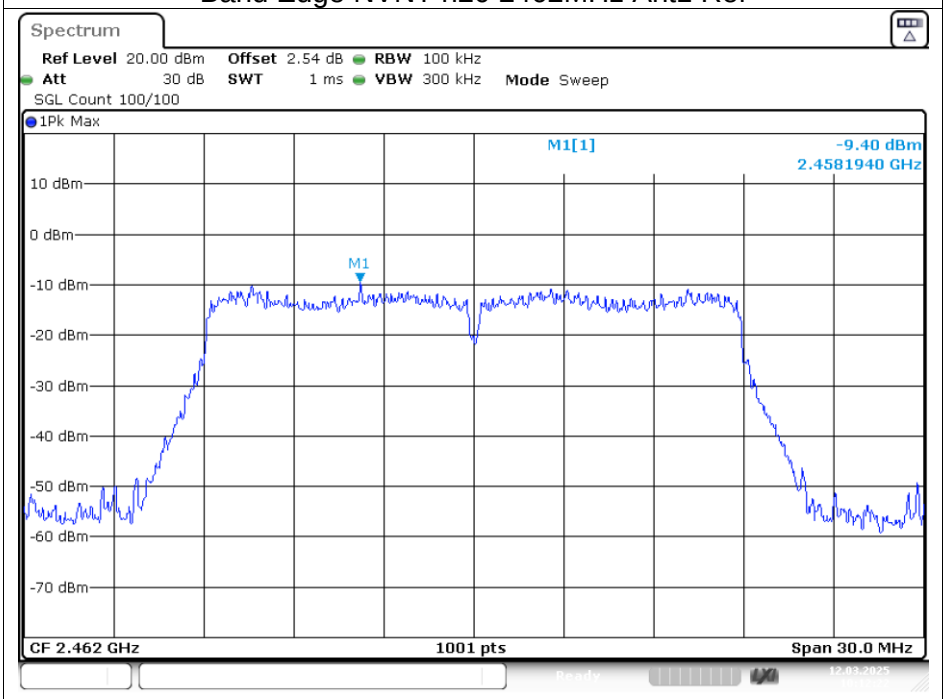

Date: 12.MAR.2025 10:12:22

Band Edge NVNT n20 2462MHz Ant1 Emission

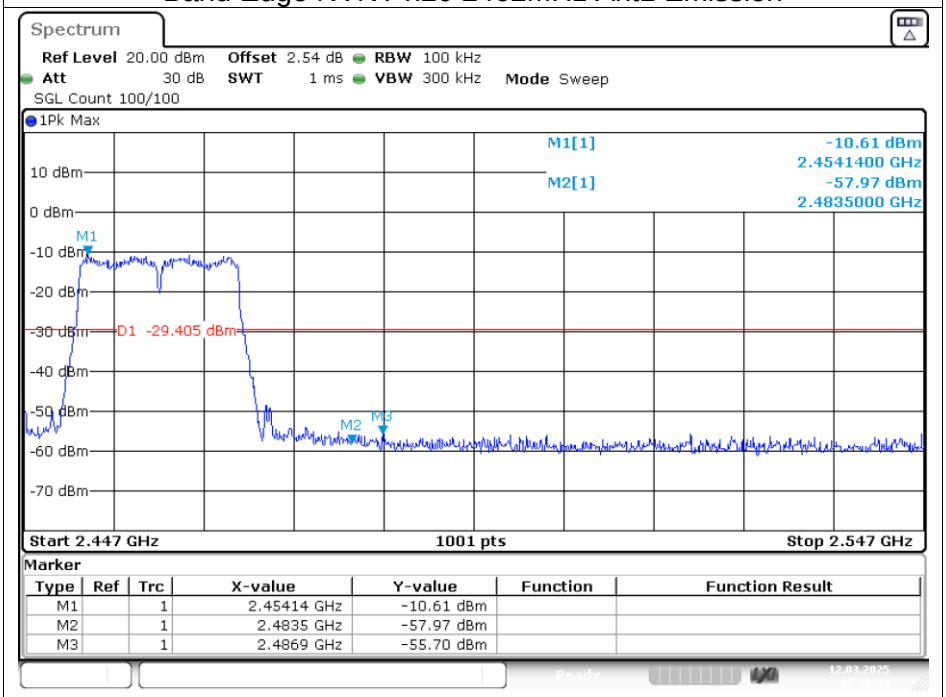

Marker

Type	Ref	Trc	X-value	Y-value	Function	Function Result
M1		1	2.45414 GHz	-10.61 dBm		
M2		1	2.4835 GHz	-57.97 dBm		
M3		1	2.4869 GHz	-55.70 dBm		

Date: 12.MAR.2025 10:12:25

This report shall not be reproduced except in full, without the written approval of UL Verification Services (Guangzhou) Co., Ltd, Song Shan Lake Branch.

Band Edge NVNT n20 2462MHz Ant2 Ref

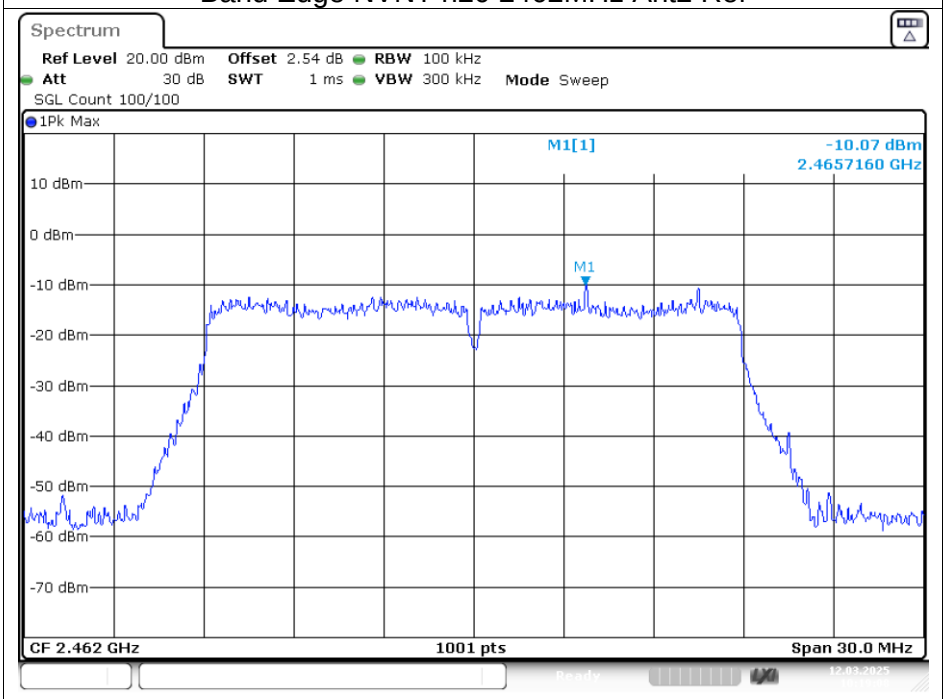

Date: 12.MAR.2025 10:19:08

Band Edge NVNT n20 2462MHz Ant2 Emission

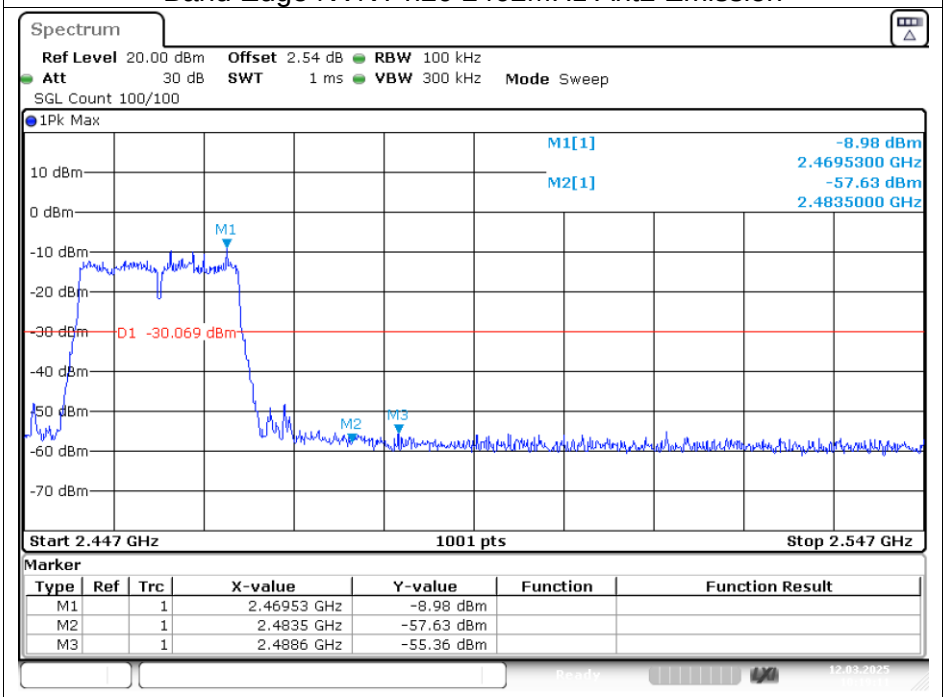

Marker

Type	Ref	Trc	X-value	Y-value	Function	Function Result
M1		1	2.46953 GHz	-8.98 dBm		
M2		1	2.4835 GHz	-57.63 dBm		
M3		1	2.4886 GHz	-55.36 dBm		

Date: 12.MAR.2025 10:19:11

This report shall not be reproduced except in full, without the written approval of UL Verification Services (Guangzhou) Co., Ltd, Song Shan Lake Branch.

Band Edge NVNT n40 2422MHz Ant1 Ref

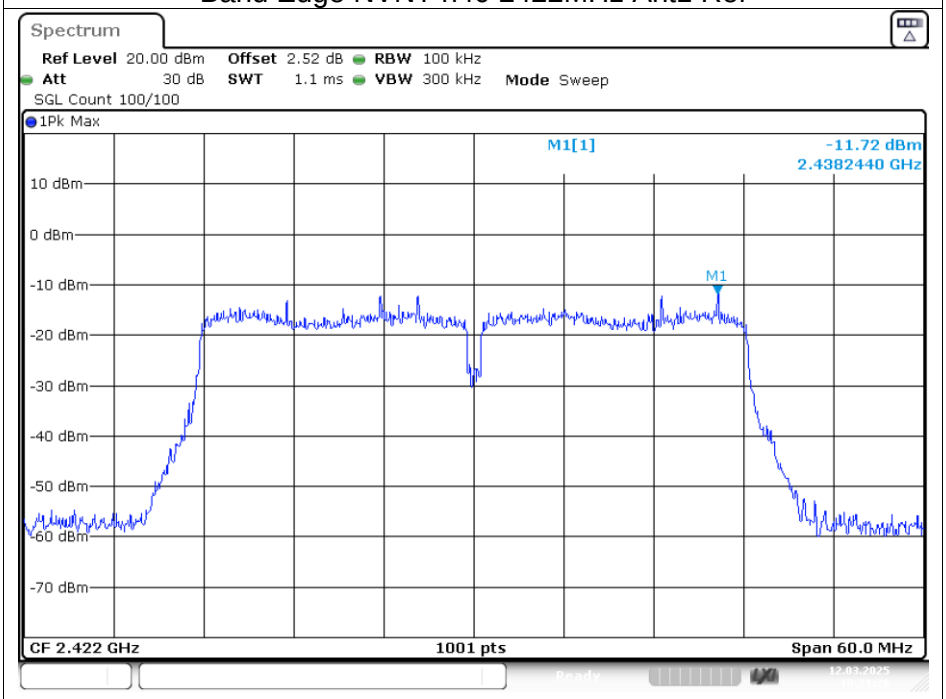

Date: 12.MAR.2025 10:21:26

Band Edge NVNT n40 2422MHz Ant1 Emission

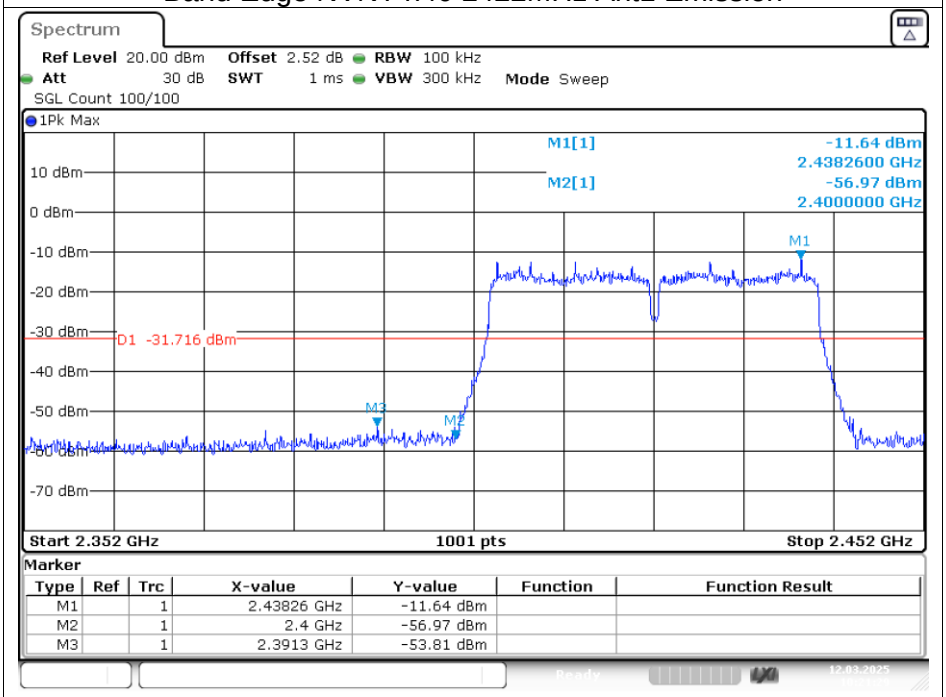

Marker

Type	Ref	Trc	X-value	Y-value	Function	Function Result
M1		1	2.43826 GHz	-11.64 dBm		
M2		1	2.4 GHz	-56.97 dBm		
M3		1	2.3913 GHz	-53.81 dBm		

Date: 12.MAR.2025 10:21:29

This report shall not be reproduced except in full, without the written approval of UL Verification Services (Guangzhou) Co., Ltd, Song Shan Lake Branch.

Band Edge NVNT n40 2422MHz Ant2 Ref

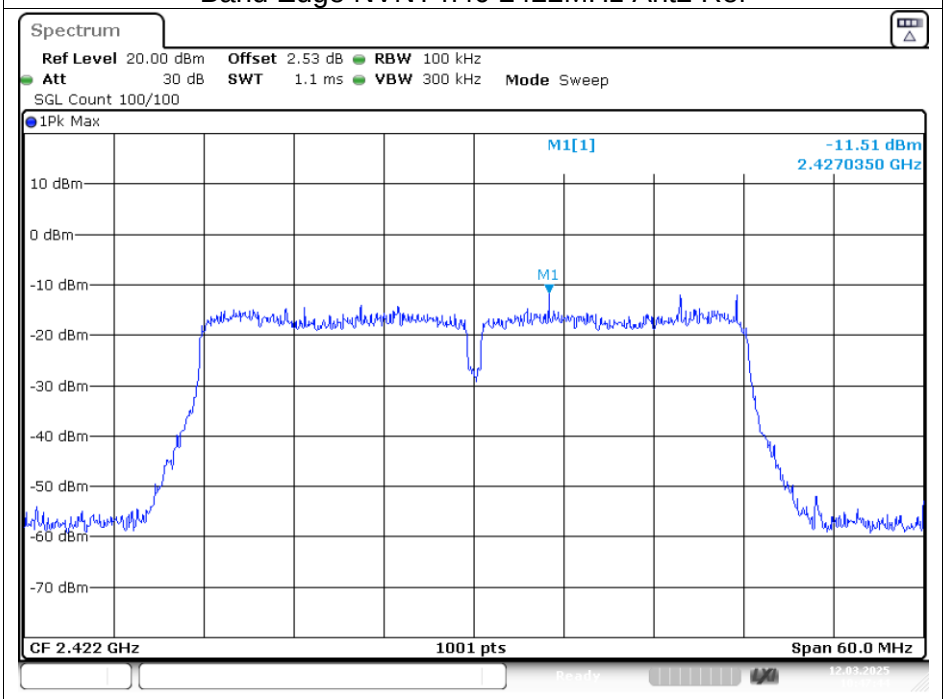

Date: 12.MAR.2025 10:47:44

Band Edge NVNT n40 2422MHz Ant2 Emission

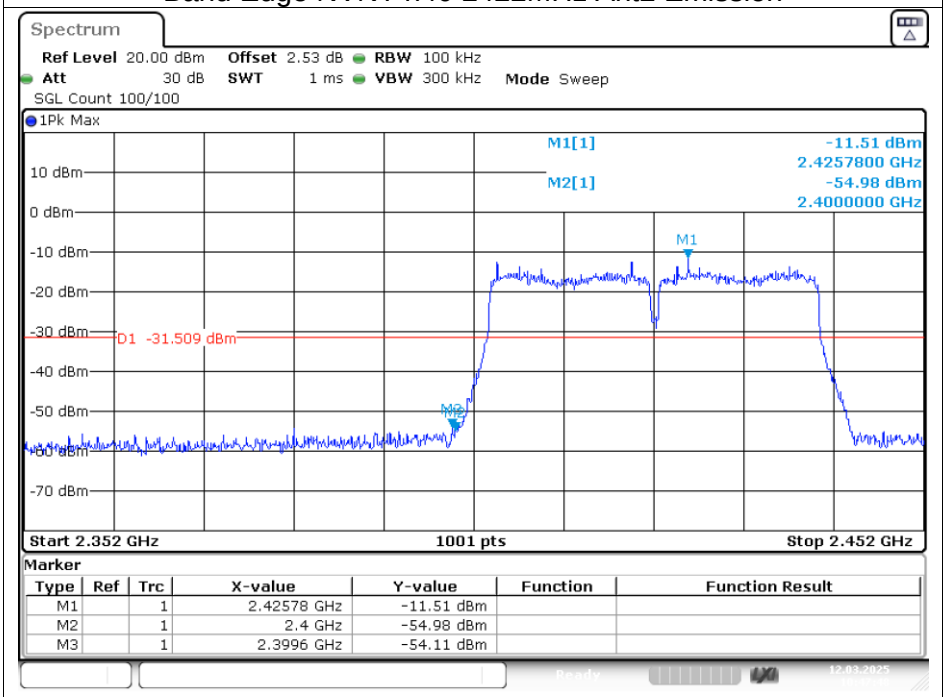

Marker

Type	Ref	Trc	X-value	Y-value	Function	Function Result
M1		1	2.42578 GHz	-11.51 dBm		
M2		1	2.4 GHz	-54.98 dBm		
M3		1	2.3996 GHz	-54.11 dBm		

Date: 12.MAR.2025 10:47:48

This report shall not be reproduced except in full, without the written approval of UL Verification Services (Guangzhou) Co., Ltd, Song Shan Lake Branch.

Band Edge NVNT n40 2452MHz Ant1 Ref

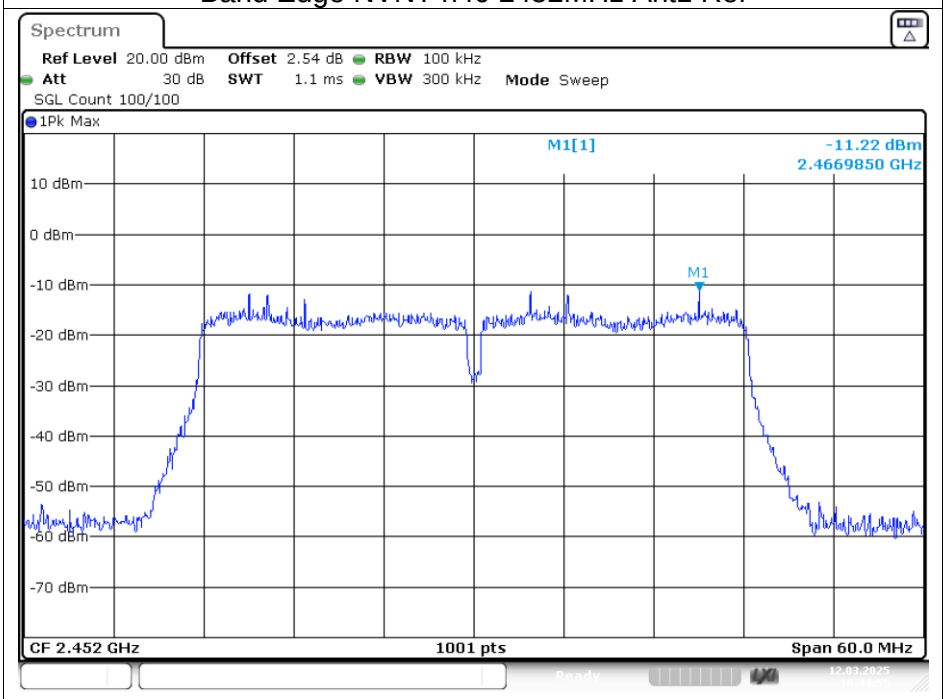

Date: 12.MAR.2025 10:44:55

Band Edge NVNT n40 2452MHz Ant1 Emission

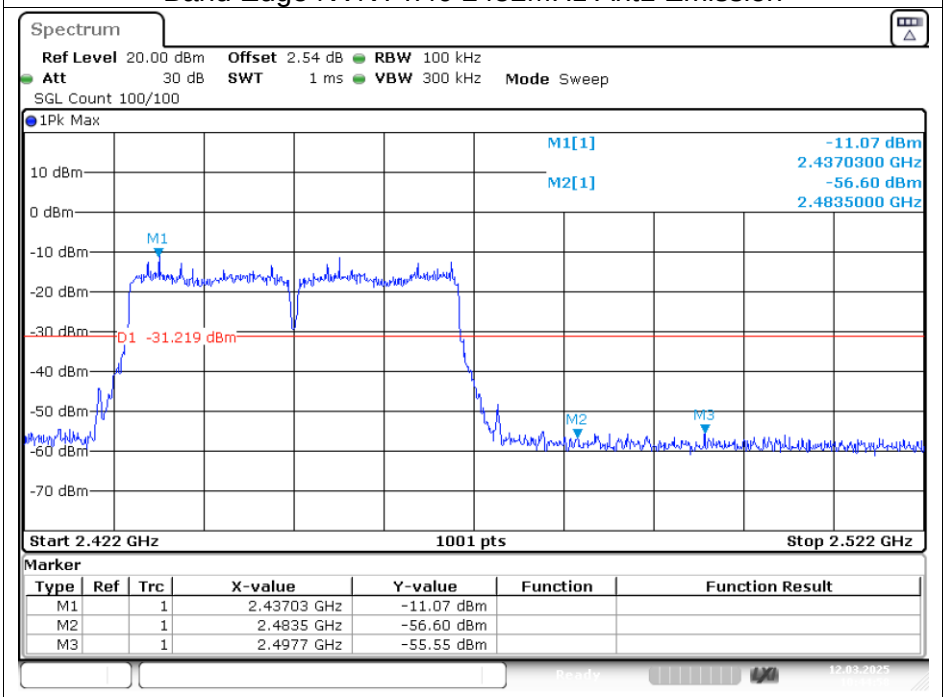

Marker

Type	Ref	Trc	X-value	Y-value	Function	Function Result
M1		1	2.43703 GHz	-11.07 dBm		
M2		1	2.4835 GHz	-56.60 dBm		
M3		1	2.4977 GHz	-55.55 dBm		

Date: 12.MAR.2025 10:44:58

This report shall not be reproduced except in full, without the written approval of UL Verification Services (Guangzhou) Co., Ltd, Song Shan Lake Branch.

Band Edge NVNT n40 2452MHz Ant2 Ref

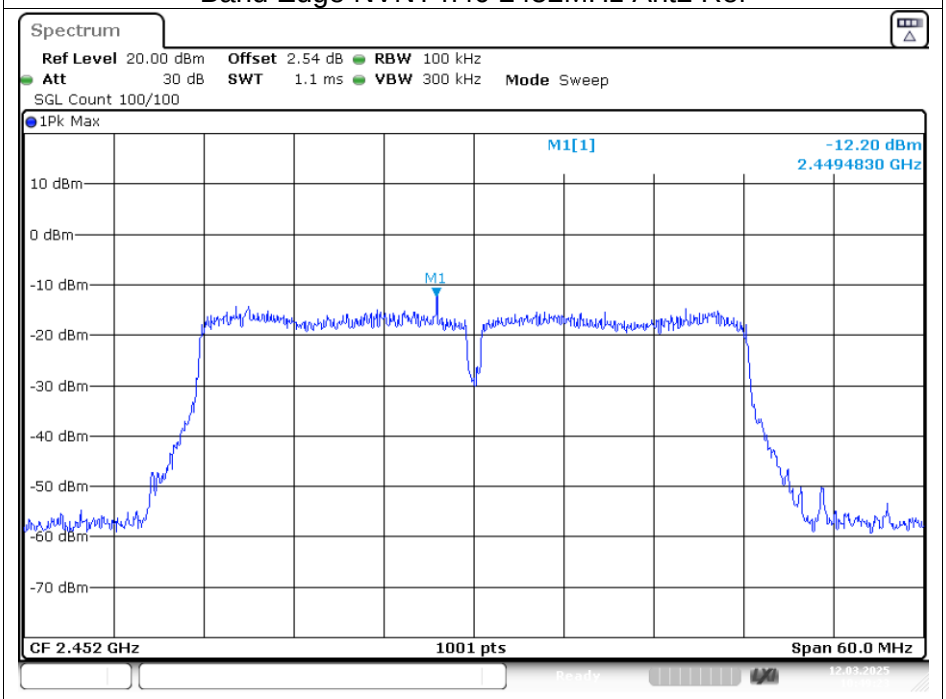

Date: 12.MAR.2025 10:49:23

Band Edge NVNT n40 2452MHz Ant2 Emission

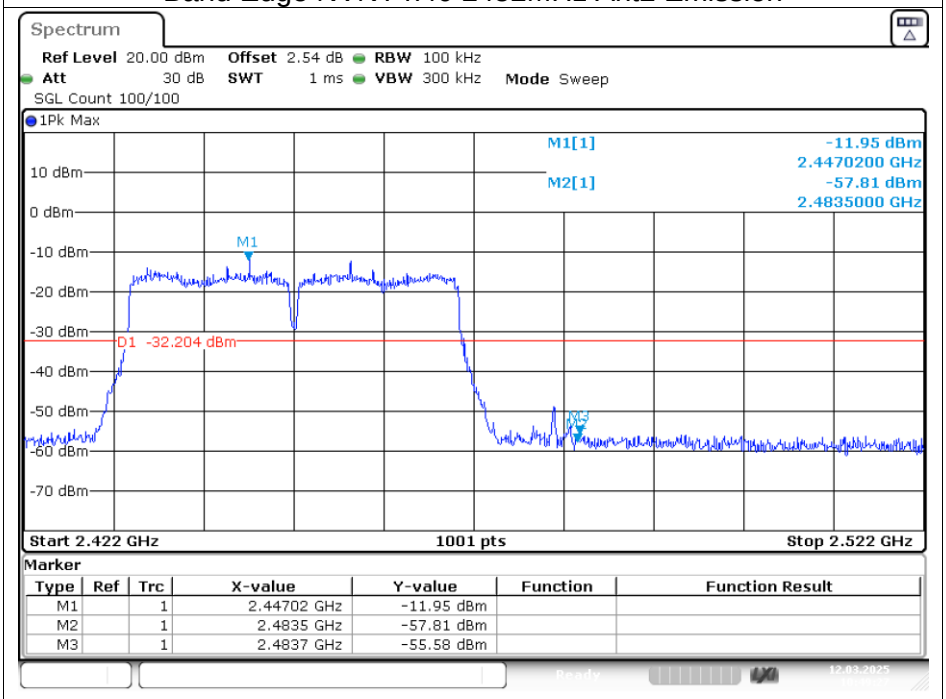

Marker

Type	Ref	Trc	X-value	Y-value	Function	Function Result
M1		1	2.44702 GHz	-11.95 dBm		
M2		1	2.4835 GHz	-57.81 dBm		
M3		1	2.4837 GHz	-55.58 dBm		

Date: 12.MAR.2025 10:49:26

This report shall not be reproduced except in full, without the written approval of UL Verification Services (Guangzhou) Co., Ltd, Song Shan Lake Branch.

11.7. APPENDIX G: CONDUCTED RF SPURIOUS EMISSION

Condition	Mode	Frequency (MHz)	Antenna	Max Value (dBc)	Limit (dBc)	Verdict
NVNT	b	2412	Ant1	-49.88	-20	Pass
NVNT	b	2412	Ant2	-52.95	-20	Pass
NVNT	b	2437	Ant1	-49.47	-20	Pass
NVNT	b	2437	Ant2	-53.16	-20	Pass
NVNT	b	2462	Ant1	-47.29	-20	Pass
NVNT	b	2462	Ant2	-53.55	-20	Pass
NVNT	g	2412	Ant1	-45.29	-20	Pass
NVNT	g	2412	Ant2	-46.16	-20	Pass
NVNT	g	2437	Ant1	-46.7	-20	Pass
NVNT	g	2437	Ant2	-46.58	-20	Pass
NVNT	g	2462	Ant1	-46.52	-20	Pass
NVNT	g	2462	Ant2	-46.48	-20	Pass
NVNT	n20	2412	Ant1	-44.31	-20	Pass
NVNT	n20	2412	Ant2	-42.74	-20	Pass
NVNT	n20	2437	Ant1	-45.26	-20	Pass
NVNT	n20	2437	Ant2	-44.25	-20	Pass
NVNT	n20	2462	Ant1	-44.46	-20	Pass
NVNT	n20	2462	Ant2	-42.97	-20	Pass
NVNT	n40	2422	Ant1	-42.79	-20	Pass
NVNT	n40	2422	Ant2	-40.42	-20	Pass
NVNT	n40	2437	Ant1	-43.06	-20	Pass
NVNT	n40	2437	Ant2	-42.84	-20	Pass
NVNT	n40	2452	Ant1	-42.4	-20	Pass
NVNT	n40	2452	Ant2	-42.1	-20	Pass

This report shall not be reproduced except in full, without the written approval of UL Verification Services (Guangzhou) Co., Ltd, Song Shan Lake Branch.

Test Graphs

Tx. Spurious NVNT b 2412MHz Ant1 Ref

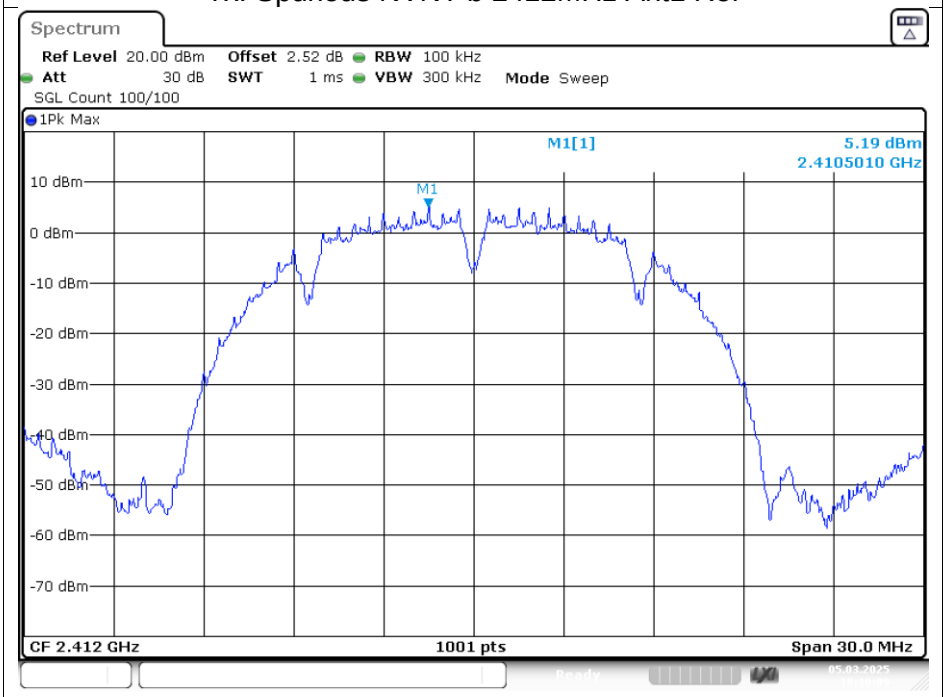

Date: 5.MAR.2025 18:10:09

Tx. Spurious NVNT b 2412MHz Ant1 Emission

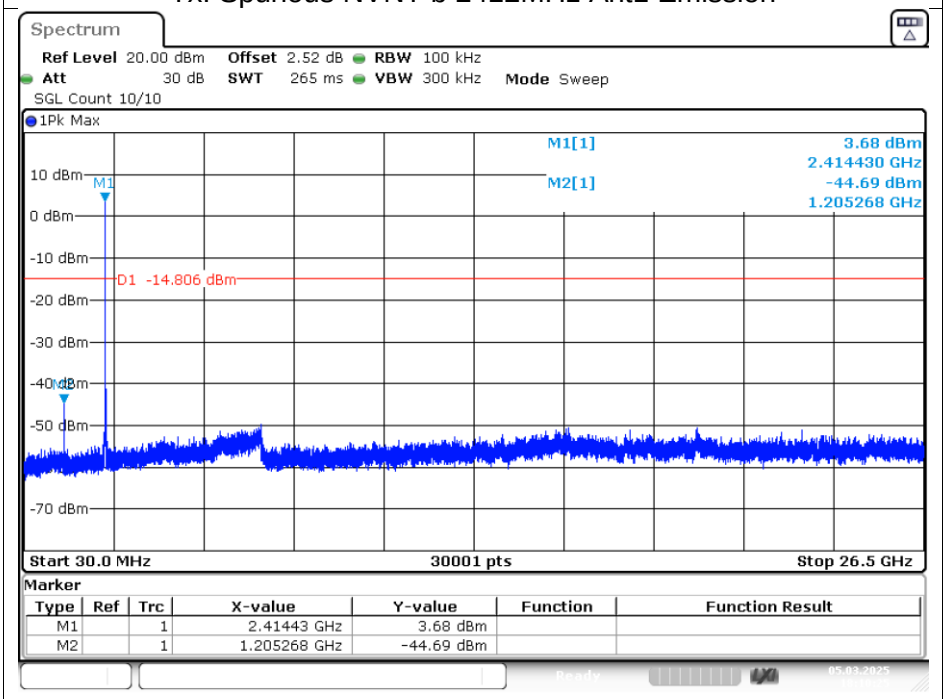

Marker

Type	Ref	Trc	X-value	Y-value	Function	Function Result
M1		1	2.41443 GHz	3.68 dBm		
M2		1	1.205268 GHz	-44.69 dBm		

Date: 5.MAR.2025 18:10:25

This report shall not be reproduced except in full, without the written approval of UL Verification Services (Guangzhou) Co., Ltd, Song Shan Lake Branch.

Tx. Spurious NVNT b 2412MHz Ant2 Ref

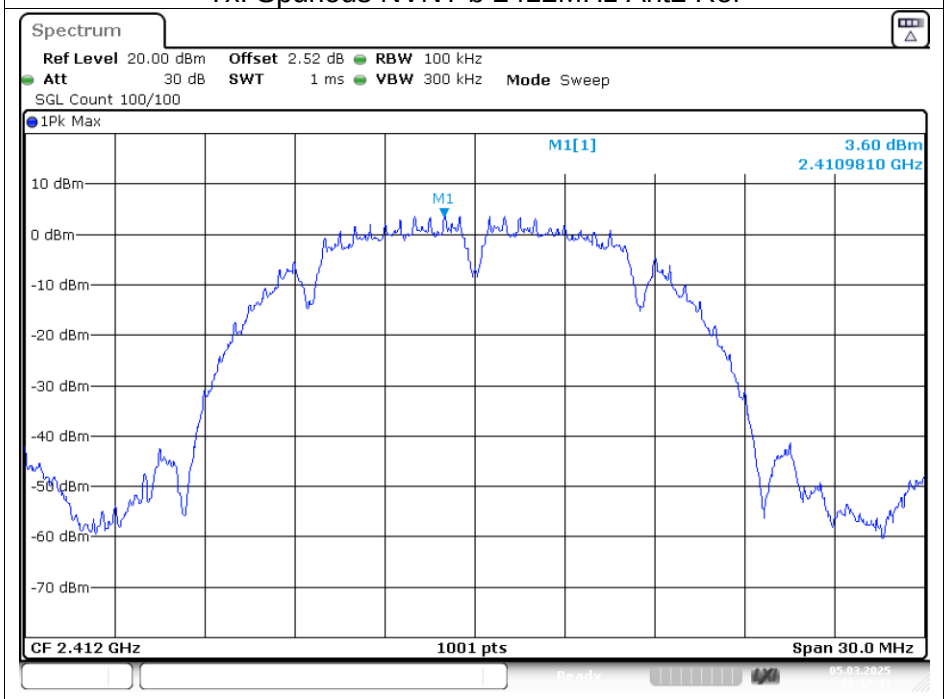

Tx. Spurious NVNT b 2412MHz Ant2 Emission

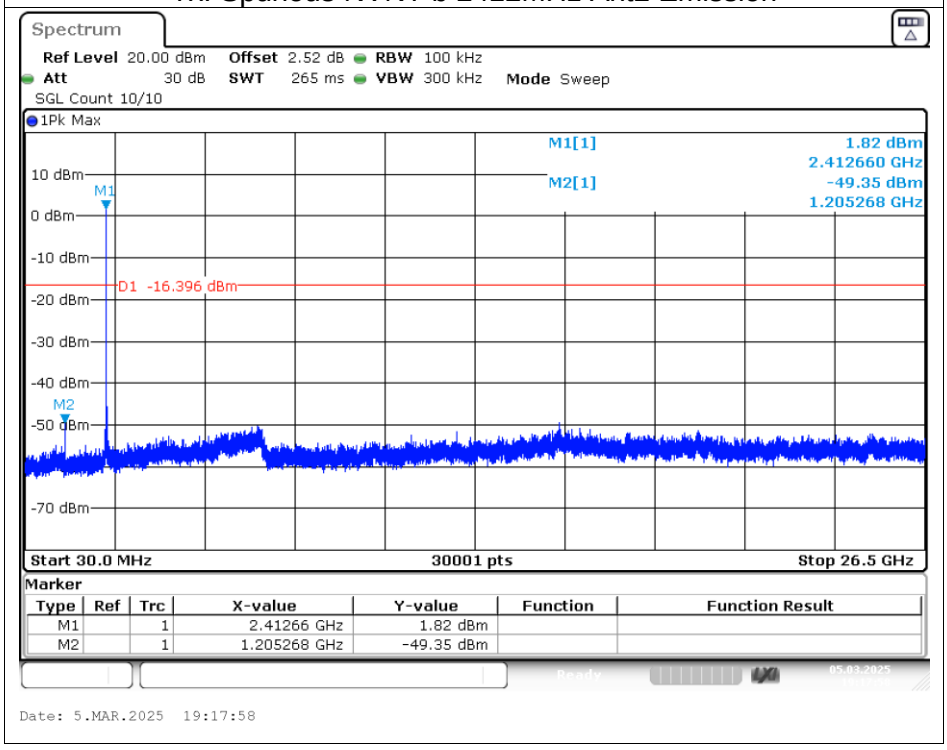

This report shall not be reproduced except in full, without the written approval of UL Verification Services (Guangzhou) Co., Ltd, Song Shan Lake Branch.

Tx. Spurious NVNT b 2437MHz Ant1 Ref

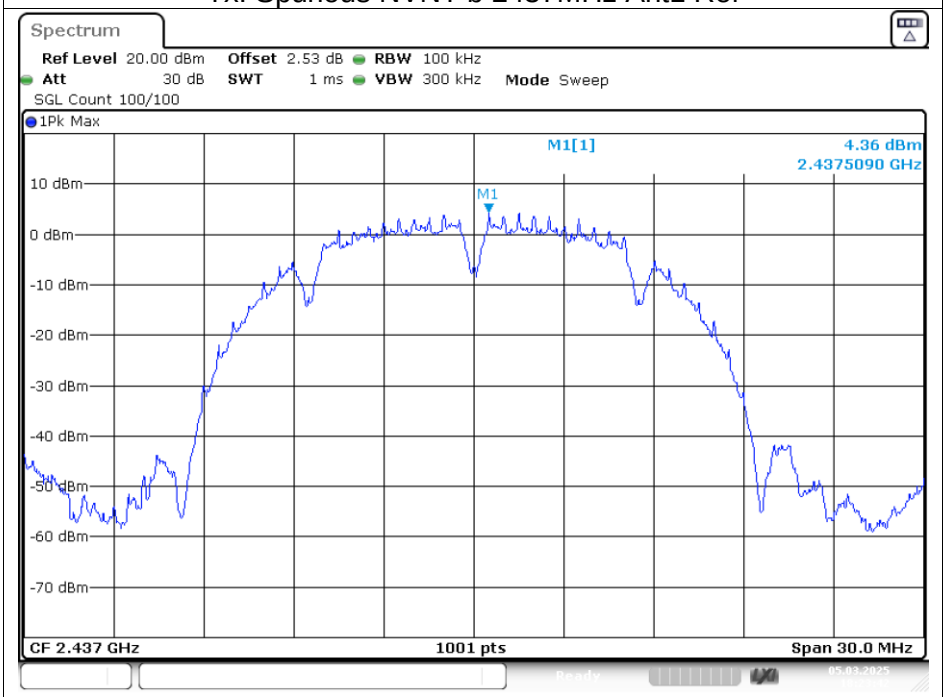

Date: 5.MAR.2025 18:23:42

Tx. Spurious NVNT b 2437MHz Ant1 Emission

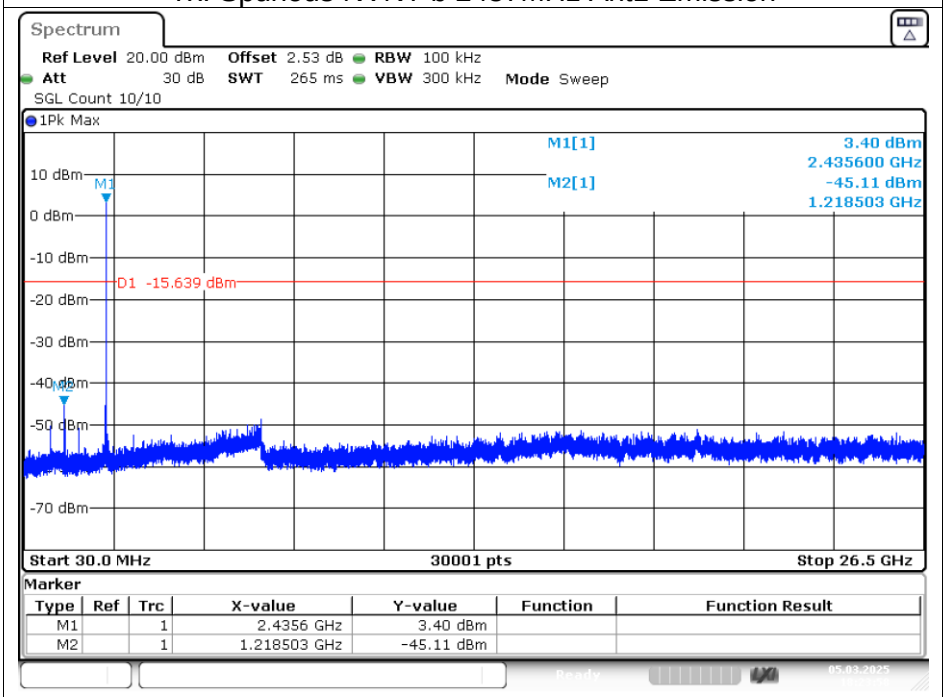

Date: 5.MAR.2025 18:23:57

This report shall not be reproduced except in full, without the written approval of UL Verification Services (Guangzhou) Co., Ltd, Song Shan Lake Branch.

Tx. Spurious NVNT b 2437MHz Ant2 Ref

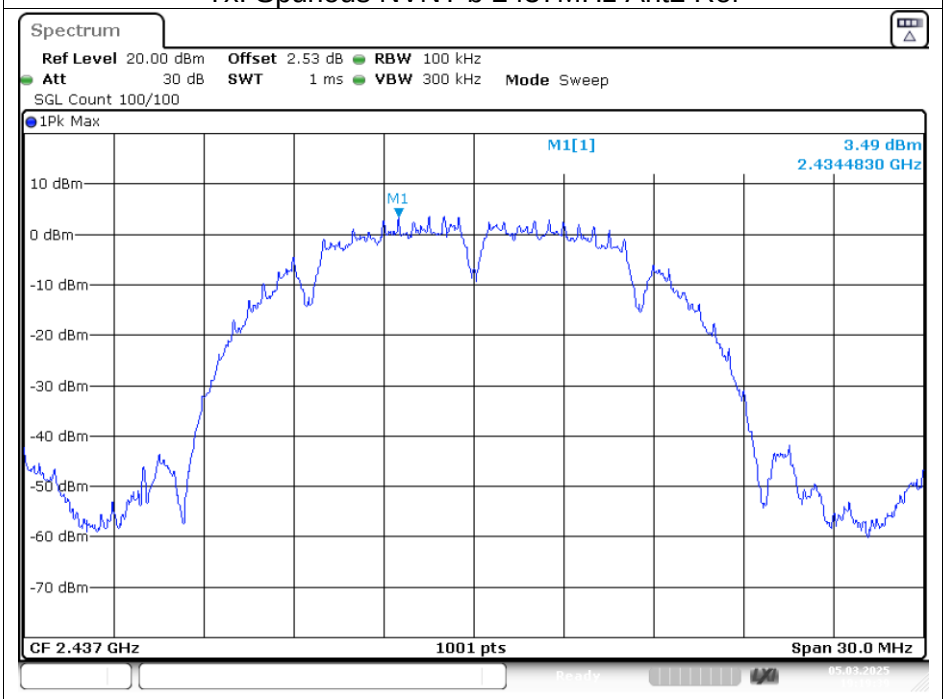

Date: 5.MAR.2025 19:19:39

Tx. Spurious NVNT b 2437MHz Ant2 Emission

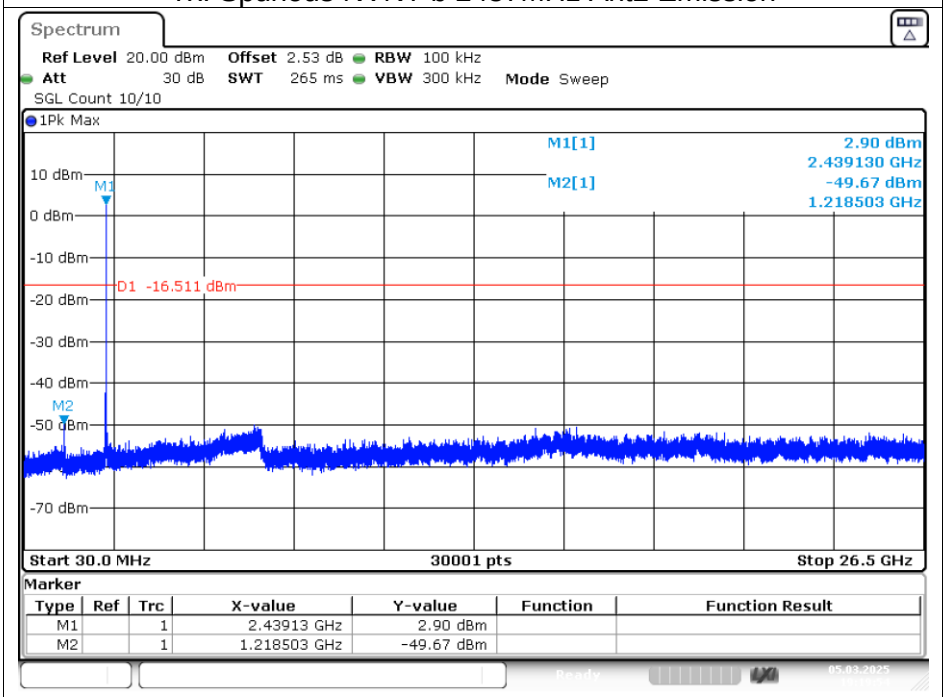

Marker

Type	Ref	Trc	X-value	Y-value	Function	Function Result
M1		1	2.43913 GHz	2.90 dBm		
M2		1	1.218503 GHz	-49.67 dBm		

Date: 5.MAR.2025 19:19:54

This report shall not be reproduced except in full, without the written approval of UL Verification Services (Guangzhou) Co., Ltd, Song Shan Lake Branch.