# RF Test Report

## For

| | |
|---|---|
| **Applicant Name:** | **Guangdong Huaduo Intelligent Technology Co., Ltd.** |
| Address: | Unit 301, 3rd Floor, No. 7-3, Xinhui Road, Wusha Community, Daliang Street, Shunde District, Foshan City, Guangdong Province, China (address declaration) |
| EUT Name: | Interactive flat panel, Interactive flat panel display, Interactive display, Interactive touch monitor |
| Brand Name: | N/A |
| Model Number: | HD-MX2-750M5 |
| Series Model Number: | Refer to section 2 |

## Issued By

| | |
|---|---|
| **Company Name:** | **BTF Testing Lab (Shenzhen) Co., Ltd.** |
| Address: | F101, 201 and 301, Building 1, Block 2, Tantou Industrial Park, Tantou Community, Songgang Street, Bao'an District, Shenzhen, China |
| Report Number: | BTF230725R00602 |
| Test Standards: | 47 CFR Part 15.247 |
| Test Conclusion: | Pass |
| FCC ID: | 2BCMU-HDMX2750M5 |
| Test Date: | 2023-07-25 to 2023-10-27 |
| Date of Issue: | 2023-10-30 |

Prepared By: Elma.Yang

elma.yang / Project Engineer

Date: 2023-10-30

Approved By: Ryan.CJ

Ryan.CJ / EMC Manager

Date: 2023-10-30

*Note: All the test results in this report only related to the testing samples. Which can be duplicated completely for the legal use with approval of applicant; it shall not be reproduced except in full without the written approval of BTF Testing Lab (Shenzhen) Co., Ltd., All the objections should be raised within thirty days from the date of issue. To validate the report, you can contact us.*

| Revision History | | |
|---|---|---|
| Version | Issue Date | Revisions Content |
| R_V0 | 2023-10-30 | Original |
| | | |
| *Note: Once the revision has been made, then previous versions reports are invalid.* | | |

Total or partial reproduction of this document without permission of the Laboratory is not allowed.

BTF Testing Lab (Shenzhen) Co., Ltd.
F101, 201 and 301, Building 1, Block 2, Tantou Industrial Park, Tantou Community, Songgang Street, Bao'an District, Shenzhen, China

# Table of Contents


1 INTRODUCTION ..... 5
1.1 Identification of Testing Laboratory ..... 5
1.2 Identification of the Responsible Testing Location ..... 5
1.3 Announcement ..... 5
2 PRODUCT INFORMATION ..... 6
2.1 Application Information ..... 6
2.2 Manufacturer Information ..... 6
2.3 Factory Information ..... 6
2.4 General Description of Equipment under Test (EUT) ..... 6
2.5 Technical Information ..... 6
3 SUMMARY OF TEST RESULTS ..... 7
3.1 Test Standards ..... 7
3.2 Uncertainty of Test ..... 7
3.3 Summary of Test Result ..... 7
4 TEST CONFIGURATION ..... 8
4.1 Test Equipment List ..... 8
4.2 Test Auxiliary Equipment ..... 10
4.3 Test Modes ..... 10
5 EVALUATION RESULTS (EVALUATION) ..... 11
5.1 Antenna requirement ..... 11
6 RADIO SPECTRUM MATTER TEST RESULTS (RF) ..... 11
6.1 Conducted Emission at AC power line ..... 11
6.1.1 E.U.T. Operation: ..... 11
6.1.2 Test Setup Diagram: ..... 12
6.1.3 Test Data: ..... 13
6.2 Occupied Bandwidth ..... 15
6.2.1 E.U.T. Operation: ..... 15
6.2.2 Test Setup Diagram: ..... 16
6.2.3 Test Data: ..... 16
6.3 Maximum Conducted Output Power ..... 17
6.3.1 E.U.T. Operation: ..... 17
6.3.2 Test Setup Diagram: ..... 17
6.3.3 Test Data: ..... 17
6.4 Power Spectral Density ..... 18
6.4.1 E.U.T. Operation: ..... 18
6.4.2 Test Setup Diagram: ..... 18
6.4.3 Test Data: ..... 18
6.5 Emissions in non-restricted frequency bands ..... 19
6.5.1 E.U.T. Operation: ..... 19
6.5.2 Test Setup Diagram: ..... 19
6.5.3 Test Data: ..... 19
6.6 Band edge emissions (Radiated) ..... 20
6.6.1 E.U.T. Operation: ..... 20
6.6.2 Test Setup Diagram: ..... 20
6.6.3 Test Data: ..... 21
6.7 Emissions in frequency bands (below 1GHz) ..... 22
6.7.1 E.U.T. Operation: ..... 23
6.7.2 Test Setup Diagram: ..... 23
6.7.3 Test Data: ..... 24


Total or partial reproduction of this document without permission of the Laboratory is not allowed.

BTF Testing Lab (Shenzhen) Co., Ltd.
F101, 201 and 301, Building 1, Block 2, Tantou Industrial Park, Tantou Community, Songgang Street, Bao'an District, Shenzhen, China

**6.8 Emissions in frequency bands (above 1GHz) ..... 28**
6.8.1 E.U.T. Operation: ..... 28
6.8.2 Test Setup Diagram: ..... 28
6.8.3 Test Data: ..... 29
**7 TEST SETUP PHOTOS ..... 32**
**8 EUT CONSTRUCTIONAL DETAILS (EUT PHOTOS) ..... 35**
**APPENDIX ..... 36**
**IC MT7663BUN ..... 37**
**IC AIC8800D ..... 99**

Total or partial reproduction of this document without permission of the Laboratory is not allowed.

BTF Testing Lab (Shenzhen) Co., Ltd.
F101, 201 and 301, Building 1, Block 2, Tantou Industrial Park, Tantou Community, Songgang Street, Bao'an District, Shenzhen, China

# 1 Introduction

## 1.1 Identification of Testing Laboratory

| | |
|---|---|
| Company Name: | BTF Testing Lab (Shenzhen) Co., Ltd. |
| Address: | F101, 201 and 301, Building 1, Block 2, Tantou Industrial Park, Tantou Community, Songgang Street, Bao'an District, Shenzhen, China |
| Phone Number: | +86-0755-23146130 |
| Fax Number: | +86-0755-23146130 |

## 1.2 Identification of the Responsible Testing Location

| | |
|---|---|
| Company Name: | BTF Testing Lab (Shenzhen) Co., Ltd. |
| Address: | F101, 201 and 301, Building 1, Block 2, Tantou Industrial Park, Tantou Community, Songgang Street, Bao'an District, Shenzhen, China |
| Phone Number: | +86-0755-23146130 |
| Fax Number: | +86-0755-23146130 |
| FCC Registration Number: | 518915 |
| Designation Number: | CN1330 |

## 1.3 Announcement

(1) The test report reference to the report template version v0.
(2) The test report is invalid if not marked with the signatures of the persons responsible for preparing, reviewing and approving the test report.
(3) The test report is invalid if there is any evidence and/or falsification.
(4) This document may not be altered or revised in any way unless done so by BTF and all revisions are duly noted in the revisions section.
(5) Content of the test report, in part or in full, cannot be used for publicity and/or promotional purposes without prior written approval from the laboratory.
(6) The laboratory is only responsible for the data released by the laboratory, except for the part provided by the applicant.

Total or partial reproduction of this document without permission of the Laboratory is not allowed.

# 2 Product Information

## 2.1 Application Information

| | |
|---|---|
| Company Name: | Guangdong Huaduo Intelligent Technology Co., Ltd. |
| Address: | Unit 301, 3rd Floor, No. 7-3, Xinhui Road, Wusha Community, Daliang Street, Shunde District, Foshan City, Guangdong Province, China (address declaration) |

## 2.2 Manufacturer Information

| | |
|---|---|
| Company Name: | Guangdong Huaduo Intelligent Technology Co., Ltd. |
| Address: | Unit 301, 3rd Floor, No. 7-3, Xinhui Road, Wusha Community, Daliang Street, Shunde District, Foshan City, Guangdong Province, China (address declaration) |

## 2.3 Factory Information

| | |
|---|---|
| Company Name: | Guangdong Huaduo Intelligent Technology Co., Ltd. |
| Address: | Unit 301, 3rd Floor, No. 7-3, Xinhui Road, Wusha Community, Daliang Street, Shunde District, Foshan City, Guangdong Province, China (address declaration) |

## 2.4 General Description of Equipment under Test (EUT)

| | |
|---|---|
| EUT Name: | Interactive flat panel, Interactive flat panel display, Interactive display, Interactive touch monitor |
| Test Model Number: | HD-MX2-750M5 |
| Series Model Number: | HD-MX2-550M5, HD-MX2-650M5, HD-MX2-860M5, HD-MX2-980M5, HD-MX2-A10M5, HD-DY1-550M5, HD-DY1-650M5, HD-DY1-750M5, HD-DY1-860M5, HD-BM3-750M5, HD-BM3-860M5, HD-BM3-980M5, HD-DG1-550M5, HD-DG1-650M5, HD-DG1-750M5, HD-DG1-860M5, HD-ADE-550E1, HD-ADE-500E1, HD-ADE-490E1, HD-ADE-430E1, HD-ADE-320E1, HD-ADE-215E1, HD-CAC-156E3, HD-CAC-236E3, HD-CAC-320E3, HD-CAC-430E3 |
| Description of Model name differentiation: | Only the model name is different, the others are the same. |

## 2.5 Technical Information

| | |
|---|---|
| Power Supply: | 120V/60Hz |
| Rate power: | 100-240V~50/60Hz 8.0A Max |
| Operation Frequency: | 802.11b/g/n(HT20): 2412MHz to 2462MHz; |
| Number of Channels: | 802.11b/g/n(HT20): 11 Channels; |
| Modulation Type: | 802.11b: DSSS(CCK, DQPSK, DBPSK);<br>802.11g: OFDM(BPSK, QPSK, 16QAM, 64QAM);<br>802.11n(HT20): OFDM (BPSK, QPSK, 16QAM, 64QAM) |
| Antenna Type: | External ANT(MIMO:2*1+2*1) |
| Antenna Gain#: | 2 dBi |
| Note:<br>#: The antenna gain provided by the applicant, and the laboratory will not be responsible for the accumulated calculation results which covers the information provided by the applicant. | |

Total or partial reproduction of this document without permission of the Laboratory is not allowed.

BTF Testing Lab (Shenzhen) Co., Ltd.
F101, 201 and 301, Building 1, Block 2, Tantou Industrial Park, Tantou Community, Songgang Street, Bao'an District, Shenzhen, China

# 3 Summary of Test Results

## 3.1 Test Standards

The tests were performed according to following standards:
**47 CFR Part 15.247:** Operation within the bands 902-928 MHz, 2400-2483.5 MHz, and 5725-5850 MHz

## 3.2 Uncertainty of Test

| Item | Measurement Uncertainty |
|---|---|
| Conducted Emission (150 kHz-30 MHz) | ±2.64dB |
| Occupied Bandwidth | ±69kHz |
| Transmitter Power, Conducted | ±0.87dB |
| Power Spectral Density | ±0.69dB |
| Conducted Spurious Emissions | ±0.95dB |
| Radiated Spurious Emissions (above 1GHz) | 1-6GHz: ±3.94dB<br>6-18GHz: ±4.16dB |
| Radiated Spurious Emissions (30M - 1GHz) | ±4.12dB |
| The following measurement uncertainty levels have been estimated for tests performed on the EUT as specified in CISPR 16-4-2. This uncertainty represents an expanded uncertainty expressed at approximately the 95% confidence level using a coverage factor of k=2. | |

## 3.3 Summary of Test Result

| Item | Standard | Requirement | Result |
|---|---|---|---|
| Antenna requirement | 47 CFR Part 15.247 | 47 CFR 15.203 | Pass |
| Conducted Emission at AC power line | 47 CFR Part 15.247 | 47 CFR 15.207(a) | Pass |
| Occupied Bandwidth | 47 CFR Part 15.247 | 47 CFR 15.247(a)(2) | Pass |
| Maximum Conducted Output Power | 47 CFR Part 15.247 | 47 CFR 15.247(b)(3) | Pass |
| Power Spectral Density | 47 CFR Part 15.247 | 47 CFR 15.247(e) | Pass |
| Emissions in non-restricted frequency bands | 47 CFR Part 15.247 | 47 CFR 15.247(d) | Pass |
| Band edge emissions (Radiated) | 47 CFR Part 15.247 | 47 CFR 15.247(d) | Pass |
| Emissions in frequency bands (below 1GHz) | 47 CFR Part 15.247 | 47 CFR 15.247(d) | Pass |
| Emissions in frequency bands (above 1GHz) | 47 CFR Part 15.247 | 47 CFR 15.247(d) | Pass |

Total or partial reproduction of this document without permission of the Laboratory is not allowed.

BTF Testing Lab (Shenzhen) Co., Ltd.
F101, 201 and 301, Building 1, Block 2, Tantou Industrial Park, Tantou Community, Songgang Street, Bao'an District, Shenzhen, China

# 4 Test Configuration

## 4.1 Test Equipment List

| Conducted Emission at AC power line | | | | | |
|---|---|---|---|---|---|
| **Equipment** | **Manufacturer** | **Model No** | **Inventory No** | **Cal Date** | **Cal Due Date** |
| Pulse Limiter | SCHWARZBECK | VTSD 9561-F | 00953 | 2022-11-24 | 2023-11-23 |
| Coaxial Switcher | SCHWARZBECK | CX210 | CX210 | 2022-11-24 | 2023-11-23 |
| V-LISN | SCHWARZBECK | NSLK 8127 | 01073 | 2022-11-24 | 2023-11-23 |
| LISN | AFJ | LS16/110VAC | 16010020076 | 2023-02-23 | 2024-02-22 |
| EMI Receiver | ROHDE&SCHWARZ | ESCI3 | 101422 | 2022-11-24 | 2023-11-23 |

| Emissions in non-restricted frequency bands<br>Occupied Bandwidth<br>Maximum Conducted Output Power<br>Power Spectral Density | | | | | |
|---|---|---|---|---|---|
| **Equipment** | **Manufacturer** | **Model No** | **Inventory No** | **Cal Date** | **Cal Due Date** |
| RFTest software | / | V1.00 | / | / | / |
| RF Control Unit | Techy | TR1029-1 | / | 2022-11-24 | 2023-11-23 |
| RF Sensor Unit | Techy | TR1029-2 | / | 2022-11-24 | 2023-11-23 |
| Programmable constant temperature and humidity box | ZZCKONG | ZZ-K02A | 20210928007 | 2022-11-24 | 2023-11-23 |
| Adjustable Direct Current Regulated Power Supply | Dongguan Tongmen Electronic Technology Co., LTD | etm-6050c | 20211026123 | 2022-11-24 | 2023-11-23 |
| WIDEBAND RADIO COMMNUNICATION TESTER | Rohde & Schwarz | CMW500 | 161997 | 2022-11-24 | 2023-11-23 |
| MXA Signal Analyzer | KEYSIGHT | N9020A | MY50410020 | 2022-11-24 | 2023-11-23 |

Total or partial reproduction of this document without permission of the Laboratory is not allowed.

BTF Testing Lab (Shenzhen) Co., Ltd.
F101, 201 and 301, Building 1, Block 2, Tantou Industrial Park, Tantou Community, Songgang Street, Bao'an District, Shenzhen, China

| Emissions in frequency bands (above 1GHz)<br>Band edge emissions (Radiated)<br>Emissions in frequency bands (below 1GHz) | | | | | |
|---|---|---|---|---|---|
| **Equipment** | **Manufacturer** | **Model No** | **Inventory No** | **Cal Date** | **Cal Due Date** |
| Coaxial cable Multiflex 141 | Schwarzbeck | N/SMA 0.5m | 517386 | 2023-03-24 | 2024-03-23 |
| Preamplifier | SCHWARZBECK | BBV9744 | 00246 | 2022-11-24 | 2023-11-23 |
| RE Cable | REBES Talent | UF1-SMASMAM-10m | 21101566 | 2022-11-24 | 2023-11-23 |
| RE Cable | REBES Talent | UF2-NMNM-10m | 21101570 | 2022-11-24 | 2023-11-23 |
| RE Cable | REBES Talent | UF1-SMASMAM-1m | 21101568 | 2022-11-24 | 2023-11-23 |
| RE Cable | REBES Talent | UF2-NMNM-1m | 21101576 | 2022-11-24 | 2023-11-23 |
| RE Cable | REBES Talent | UF2-NMNM-2.5m | 21101573 | 2022-11-24 | 2023-11-23 |
| POSITIONAL CONTROLLER | SKET | PCI-GPIB | / | / | / |
| Horn Antenna | SCHWARZBECK | BBHA9170 | 01157 | 2021-11-28 | 2023-11-27 |
| EMI TEST RECEIVER | ROHDE&SCHWARZ | ESCI7 | 101032 | 2022-11-24 | 2023-11-23 |
| SIGNAL ANALYZER | ROHDE&SCHWARZ | FSQ40 | 100010 | 2022-11-24 | 2023-11-23 |
| POSITIONAL CONTROLLER | SKET | PCI-GPIB | / | / | / |
| Broadband Preamplilifier | SCHWARZBECK | BBV9718D | 00008 | 2023-03-24 | 2024-03-23 |
| Horn Antenna | SCHWARZBECK | BBHA9120D | 2597 | 2022-05-22 | 2024-05-21 |
| EZ_EMC | Frad | FA-03A2 RE+ | / | / | / |
| POSITIONAL CONTROLLER | SKET | PCI-GPIB | / | / | / |
| Log periodic antenna | SCHWARZBECK | VULB 9168 | 01328 | 2021-11-28 | 2023-11-27 |

Total or partial reproduction of this document without permission of the Laboratory is not allowed.

BTF Testing Lab (Shenzhen) Co., Ltd.
F101, 201 and 301, Building 1, Block 2, Tantou Industrial Park, Tantou Community, Songgang Street, Bao'an District, Shenzhen, China

## 4.2 Test Auxiliary Equipment

The EUT was tested as an independent device.

## 4.3 Test Modes

| No. | Test Modes | Description |
|---|---|---|
| TM1 | 802.11b mode | Keep the EUT in 802.11b transmitting mode. |
| TM2 | 802.11g mode | Keep the EUT in 802.11g transmitting mode. |
| TM3 | 802.11n(HT20) mode | Keep the EUT in 802.11n(HT20) transmitting mode. |

Total or partial reproduction of this document without permission of the Laboratory is not allowed.

BTF Testing Lab (Shenzhen) Co., Ltd.
F101, 201 and 301, Building 1, Block 2, Tantou Industrial Park, Tantou Community, Songgang Street, Bao'an District, Shenzhen, China

# 5 Evaluation Results (Evaluation)

## 5.1 Antenna requirement

| | |
|---|---|
| Test Requirement: | An intentional radiator shall be designed to ensure that no antenna other than that furnished by the responsible party shall be used with the device. The use of a permanently attached antenna or of an antenna that uses a unique coupling to the intentional radiator shall be considered sufficient to comply with the provisions of this section. |

# 6 Radio Spectrum Matter Test Results (RF)

## 6.1 Conducted Emission at AC power line

| | |
|---|---|
| Test Requirement: | Refer to 47 CFR 15.207(a), Except as shown in paragraphs (b)and (c)of this section, for an intentional radiator that is designed to be connected to the public utility (AC) power line, the radio frequency voltage that is conducted back onto the AC power line on any frequency or frequencies, within the band 150 kHz to 30 MHz, shall not exceed the limits in the following table, as measured using a 50 µH/50 ohms line impedance stabilization network (LISN). |
| Test Method: | ANSI C63.10-2013 section 6.2<br>ANSI C63.10-2020 section 6.2 |
| Test Limit: | Frequency of emission (MHz) / Conducted limit (dBµV): Quasi-peak / Average<br>0.15-0.5: 66 to 56* / 56 to 46*<br>0.5-5: 56 / 46<br>5-30: 60 / 50<br>*Decreases with the logarithm of the frequency. |
| Procedure: | Refer to ANSI C63.10-2013 section 6.2, standard test method for ac power-line conducted emissions from unlicensed wireless devices<br><br>Refer to ANSI C63.10-2020 section 6.2, standard test method for ac power-line conducted emissions from unlicensed wireless devices |

### 6.1.1 E.U.T. Operation:

| Operating Environment: | |
|---|---|
| Temperature: | 23.5 °C |
| Humidity: | 45.6 % |
| Atmospheric Pressure: | 1010 mbar |

Total or partial reproduction of this document without permission of the Laboratory is not allowed.

BTF Testing Lab (Shenzhen) Co., Ltd.
F101, 201 and 301, Building 1, Block 2, Tantou Industrial Park, Tantou Community, Songgang Street, Bao'an District, Shenzhen, China

### 6.1.2 Test Setup Diagram:

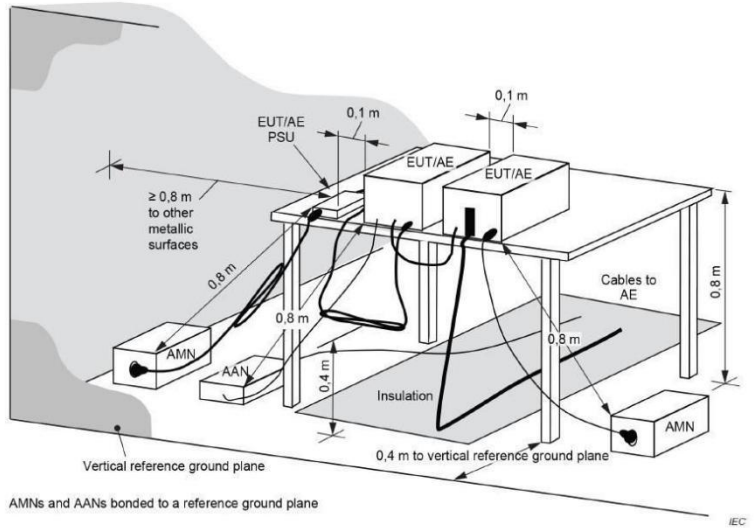

### 6.1.3 Test Data:

TM1 / Line: Line / Band: 2400-2483.5 MHz / BW: 20 / CH: M

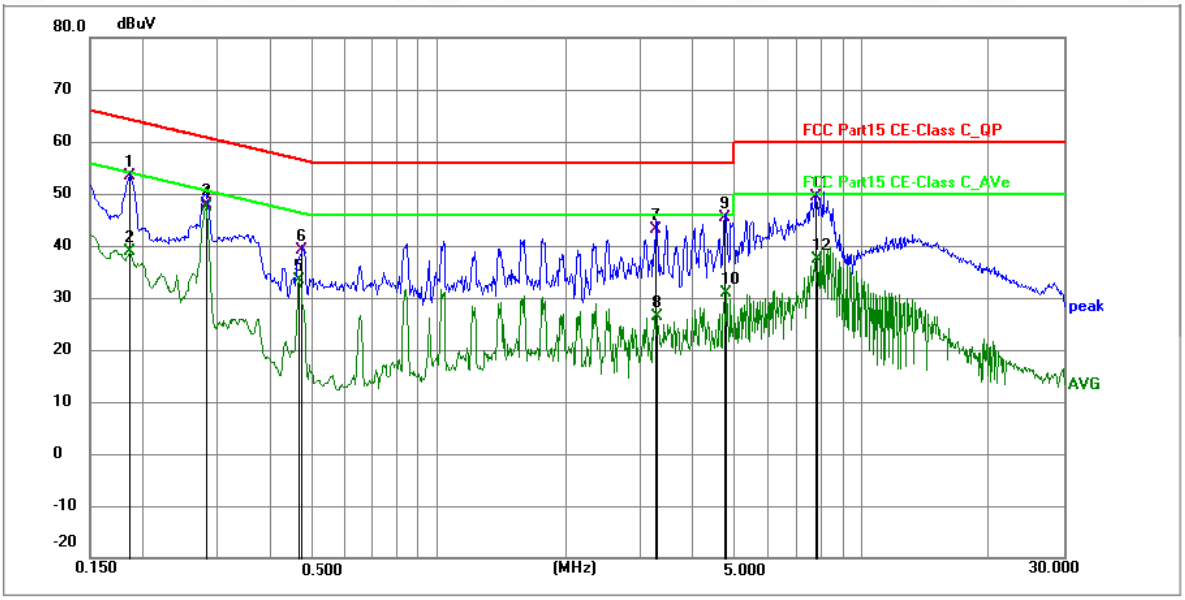


| No. | Frequency (MHz) | Reading (dBuV) | Factor (dB) | Level (dBuV) | Limit (dBuV) | Margin (dB) | Detector | P/F | Remark |
|---|---|---|---|---|---|---|---|---|---|
| 1 | 0.1860 | 42.83 | 10.57 | 53.40 | 64.21 | -10.81 | QP | P | |
| 2 | 0.1860 | 28.27 | 10.57 | 38.84 | 54.21 | -15.37 | AVG | P | |
| 3 | 0.2805 | 37.20 | 10.60 | 47.80 | 60.80 | -13.00 | QP | P | |
| 4 * | 0.2805 | 36.71 | 10.60 | 47.31 | 50.80 | -3.49 | AVG | P | |
| 5 | 0.4650 | 22.76 | 10.61 | 33.37 | 46.60 | -13.23 | AVG | P | |
| 6 | 0.4740 | 28.59 | 10.61 | 39.20 | 56.44 | -17.24 | QP | P | |
| 7 | 3.2683 | 32.38 | 10.72 | 43.10 | 56.00 | -12.90 | QP | P | |
| 8 | 3.2865 | 15.72 | 10.72 | 26.44 | 46.00 | -19.56 | AVG | P | |
| 9 | 4.7220 | 34.51 | 10.79 | 45.30 | 56.00 | -10.70 | QP | P | |
| 10 | 4.7895 | 20.04 | 10.80 | 30.84 | 46.00 | -15.16 | AVG | P | |
| 11 | 7.7460 | 38.61 | 10.79 | 49.40 | 60.00 | -10.60 | QP | P | |
| 12 | 7.8315 | 26.51 | 10.80 | 37.31 | 50.00 | -12.69 | AVG | P | |

Total or partial reproduction of this document without permission of the Laboratory is not allowed.

BTF Testing Lab (Shenzhen) Co., Ltd.
F101, 201 and 301, Building 1, Block 2, Tantou Industrial Park, Tantou Community, Songgang Street, Bao'an District, Shenzhen, China

TM1 / Line: Neutral / Band: 2400-2483.5 MHz / BW: 20 / CH: M

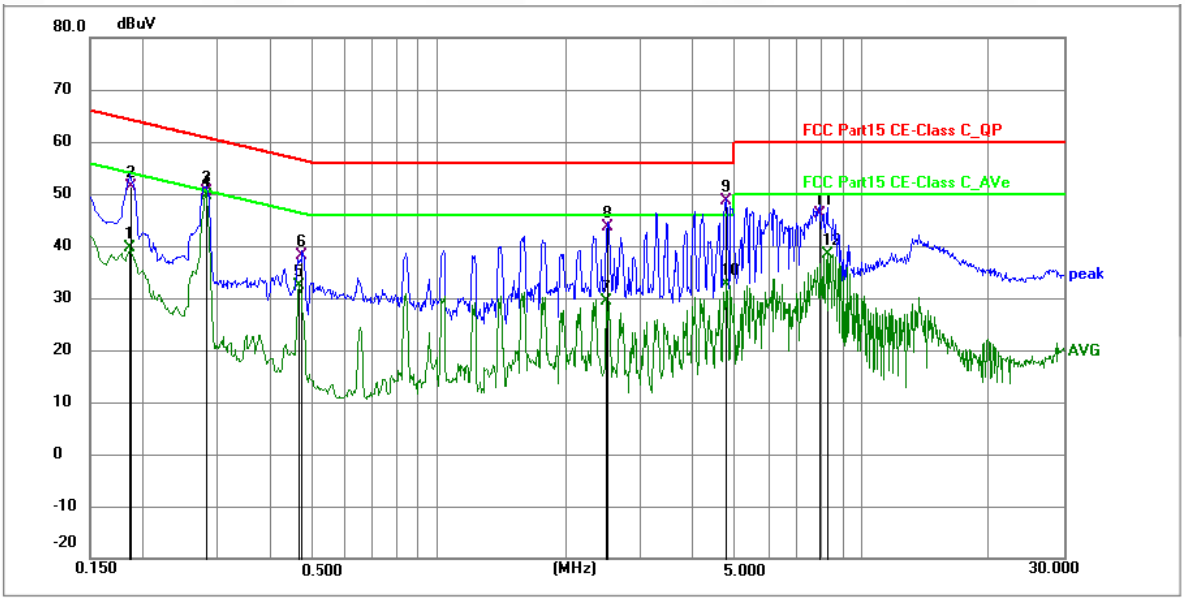


| No. | Frequency (MHz) | Reading (dBuV) | Factor (dB) | Level (dBuV) | Limit (dBuV) | Margin (dB) | Detector | P/F | Remark |
|---|---|---|---|---|---|---|---|---|---|
| 1 | 0.1860 | 29.07 | 10.57 | 39.64 | 54.21 | -14.57 | AVG | P | |
| 2 | 0.1873 | 40.83 | 10.57 | 51.40 | 64.16 | -12.76 | QP | P | |
| 3 | 0.2805 | 39.80 | 10.60 | 50.40 | 60.80 | -10.40 | QP | P | |
| 4 * | 0.2805 | 39.11 | 10.60 | 49.71 | 50.80 | -1.09 | AVG | P | |
| 5 | 0.4650 | 21.67 | 10.61 | 32.28 | 46.60 | -14.32 | AVG | P | |
| 6 | 0.4740 | 27.49 | 10.61 | 38.10 | 56.44 | -18.34 | QP | P | |
| 7 | 2.4944 | 18.73 | 10.70 | 29.43 | 46.00 | -16.57 | AVG | P | |
| 8 | 2.5034 | 33.00 | 10.70 | 43.70 | 56.00 | -12.30 | QP | P | |
| 9 | 4.7625 | 37.90 | 10.80 | 48.70 | 56.00 | -7.30 | QP | P | |
| 10 | 4.7940 | 21.71 | 10.80 | 32.51 | 46.00 | -13.49 | AVG | P | |
| 11 | 7.9214 | 35.30 | 10.80 | 46.10 | 60.00 | -13.90 | QP | P | |
| 12 | 8.2364 | 27.66 | 10.83 | 38.49 | 50.00 | -11.51 | AVG | P | |

Total or partial reproduction of this document without permission of the Laboratory is not allowed.

BTF Testing Lab (Shenzhen) Co., Ltd.
F101, 201 and 301, Building 1, Block 2, Tantou Industrial Park, Tantou Community, Songgang Street, Bao'an District, Shenzhen, China

## 6.2 Occupied Bandwidth

| | |
|---|---|
| Test Requirement: | 47 CFR 15.247(a)(2) |
| Test Method: | ANSI C63.10-2013, section 11.8<br>ANSI C63.10-2020, section 11.8<br>KDB 558074 D01 15.247 Meas Guidance v05r02 |
| Test Limit: | Refer to 47 CFR 15.247(a)(2), Systems using digital modulation techniques may operate in the 902-928 MHz, and 2400-2483.5 MHz bands. The minimum 6 dB bandwidth shall be at least 500 kHz. |
| Procedure: | a) Set RBW = 100 kHz.<br>b) Set the VBW >= [3 × RBW].<br>c) Detector = peak.<br>d) Trace mode = max hold.<br>e) Sweep = auto couple.<br>f) Allow the trace to stabilize.<br>g) Measure the maximum width of the emission that is constrained by the frequencies associated with the two outermost amplitude points (upper and lower frequencies) that are attenuated by 6 dB relative to the maximum level measured in the fundamental emission.<br><br>11.8.1 Option 1<br>The steps for the first option are as follows:<br>a) Set RBW = shall be in the range of 1% to 5% of the OBW but not less than 100 kHz.<br>b) Set the VBW ≥ [3 × RBW].<br>c) Detector = peak.<br>d) Trace mode = max-hold.<br>e) Sweep = No faster than coupled (auto) time.<br>f) Allow the trace to stabilize.<br>g) Measure the maximum width of the emission by placing two markers, one at the lowest frequency and the other at the highest frequency of the envelope of the spectral display, such that each marker is at or slightly below the “−6 dB down amplitude”. If a marker is below this “−6 dB down amplitude” value, then it shall be as close as possible to this value.<br><br>11.8.2 Option 2<br>The automatic bandwidth measurement capability of an instrument may be employed using the X dB bandwidth mode with X set to 6 dB, if the functionality described in 11.8.1 (i.e., RBW = 100 kHz, VBW ≥ 3 × RBW, and peak detector with maximum hold) is implemented by the instrumentation function.<br>When using this capability, care shall be taken so that the bandwidth measurement is not influenced by any intermediate power nulls in the fundamental emission that might be ≥ 6 dB. |

### 6.2.1 E.U.T. Operation:

| Operating Environment: | |
|---|---|
| Temperature: | 23.5 °C |
| Humidity: | 45.6 % |
| Atmospheric Pressure: | 1010 mbar |

Total or partial reproduction of this document without permission of the Laboratory is not allowed.

BTF Testing Lab (Shenzhen) Co., Ltd.
F101, 201 and 301, Building 1, Block 2, Tantou Industrial Park, Tantou Community, Songgang Street, Bao'an District, Shenzhen, China

### 6.2.2 Test Setup Diagram:

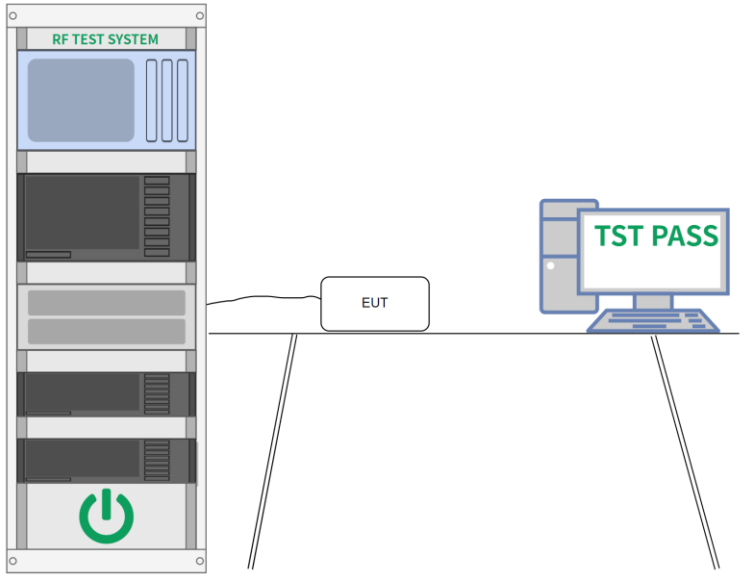


### 6.2.3 Test Data:

Please Refer to Appendix for Details.

Total or partial reproduction of this document without permission of the Laboratory is not allowed.

BTF Testing Lab (Shenzhen) Co., Ltd.
F101, 201 and 301, Building 1, Block 2, Tantou Industrial Park, Tantou Community, Songgang Street, Bao'an District, Shenzhen, China

## 6.3 Maximum Conducted Output Power

| | |
|---|---|
| Test Requirement: | 47 CFR 15.247(b)(3) |
| Test Method: | ANSI C63.10-2013, section 11.9.1<br>ANSI C63.10-2020 section 11.9.1<br>KDB 558074 D01 15.247 Meas Guidance v05r02 |
| Test Limit: | Refer to 47 CFR 15.247(b)(3), For systems using digital modulation in the 902-928 MHz, 2400-2483.5 MHz, and 5725-5850 MHz bands: 1 Watt. As an alternative to a peak power measurement, compliance with the one Watt limit can be based on a measurement of the maximum conducted output power. Maximum Conducted Output Power is defined as the total transmit power delivered to all antennas and antenna elements averaged across all symbols in the signaling alphabet when the transmitter is operating at its maximum power control level. Power must be summed across all antennas and antenna elements. The average must not include any time intervals during which the transmitter is off or is transmitting at a reduced power level. If multiple modes of operation are possible (e.g., alternative modulation methods), the maximum conducted output power is the highest total transmit power occurring in any mode. |
| Procedure: | ANSI C63.10-2013, section 11.9.1 Maximum peak conducted output power<br><br>ANSI C63.10-2020, section 11.9.1 Maximum peak conducted output power |

### 6.3.1 E.U.T. Operation:

| Operating Environment: | |
|---|---|
| Temperature: | 23.5 °C |
| Humidity: | 45.6 % |
| Atmospheric Pressure: | 1010 mbar |

### 6.3.2 Test Setup Diagram:

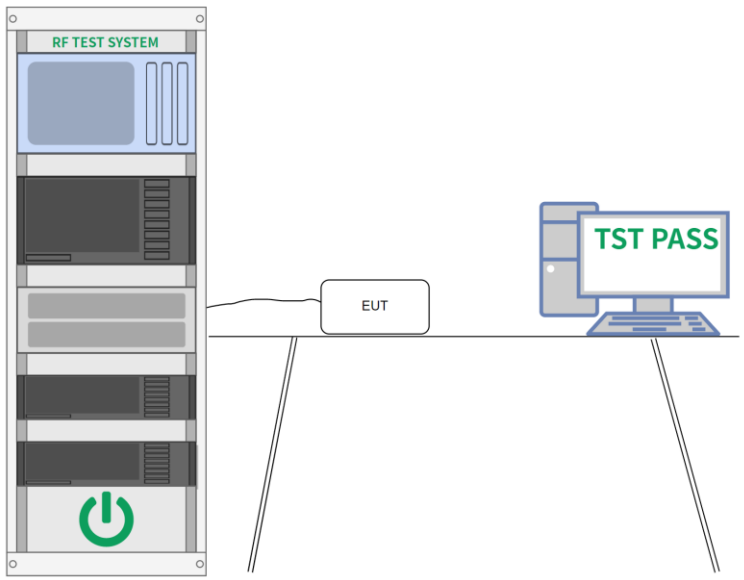


### 6.3.3 Test Data:

Please Refer to Appendix for Details.

Total or partial reproduction of this document without permission of the Laboratory is not allowed.

BTF Testing Lab (Shenzhen) Co., Ltd.
F101, 201 and 301, Building 1, Block 2, Tantou Industrial Park, Tantou Community, Songgang Street, Bao'an District, Shenzhen, China

## 6.4 Power Spectral Density

| | |
|---|---|
| Test Requirement: | 47 CFR 15.247(e) |
| Test Method: | ANSI C63.10-2013, section 11.10<br>ANSI C63.10-2020, section 11.10<br>KDB 558074 D01 15.247 Meas Guidance v05r02 |
| Test Limit: | Refer to 47 CFR 15.247(e), For digitally modulated systems, the power spectral density conducted from the intentional radiator to the antenna shall not be greater than 8 dBm in any 3 kHz band during any time interval of continuous transmission. This power spectral density shall be determined in accordance with the provisions of paragraph (b) of this section. The same method of determining the conducted output power shall be used to determine the power spectral density. |
| Procedure: | ANSI C63.10-2013, section 11.10, Maximum power spectral density level in the fundamental emission<br><br>ANSI C63.10-2020, section 11.10, Maximum power spectral density level in the fundamental emission |

### 6.4.1 E.U.T. Operation:

| Operating Environment: | |
|---|---|
| Temperature: | 23.5 °C |
| Humidity: | 45.6 % |
| Atmospheric Pressure: | 1010 mbar |

### 6.4.2 Test Setup Diagram:

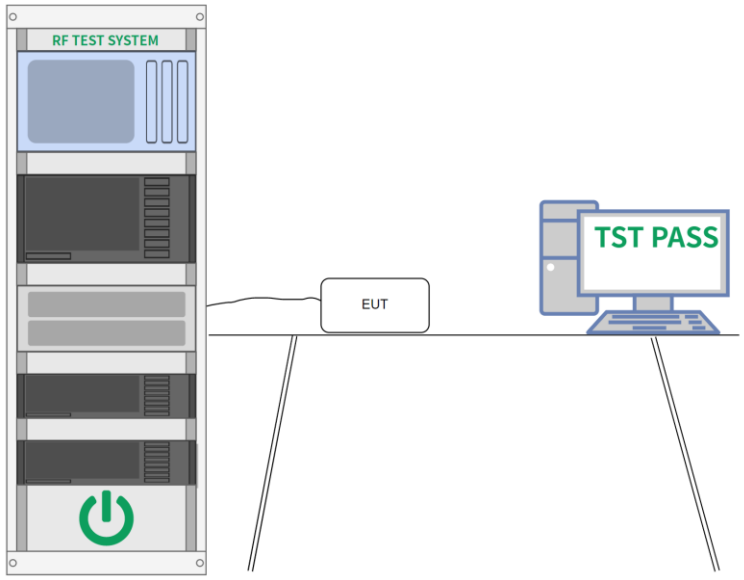


### 6.4.3 Test Data:

Please Refer to Appendix for Details.

Total or partial reproduction of this document without permission of the Laboratory is not allowed.

BTF Testing Lab (Shenzhen) Co., Ltd.
F101, 201 and 301, Building 1, Block 2, Tantou Industrial Park, Tantou Community, Songgang Street, Bao'an District, Shenzhen, China

## 6.5 Emissions in non-restricted frequency bands

| | |
|---|---|
| Test Requirement: | 47 CFR 15.247(d) |
| Test Method: | ANSI C63.10-2013 section 11.11<br>ANSI C63.10-2020 section 11.11<br>KDB 558074 D01 15.247 Meas Guidance v05r02 |
| Test Limit: | Refer to 47 CFR 15.247(d), In any 100 kHz bandwidth outside the frequency band in which the spread spectrum or digitally modulated intentional radiator is operating, the radio frequency power that is produced by the intentional radiator shall be at least 20 dB below that in the 100 kHz bandwidth within the band that contains the highest level of the desired power, based on either an RF conducted or a radiated measurement, provided the transmitter demonstrates compliance with the peak conducted power limits. If the transmitter complies with the conducted power limits based on the use of RMS averaging over a time interval, as permitted under paragraph (b)(3) of this section, the attenuation required under this paragraph shall be 30 dB instead of 20 dB. Attenuation below the general limits specified in § 15.209(a) is not required. |
| Procedure: | ANSI C63.10-2013<br>Section 11.11.1, Section 11.11.2, Section 11.11.3<br><br>ANSI C63.10-2020<br>Section 11.11.1, Section 11.11.2, Section 11.11.3 |

### 6.5.1 E.U.T. Operation:

| Operating Environment: | |
|---|---|
| Temperature: | 23.5 °C |
| Humidity: | 45.6 % |
| Atmospheric Pressure: | 1010 mbar |

### 6.5.2 Test Setup Diagram:

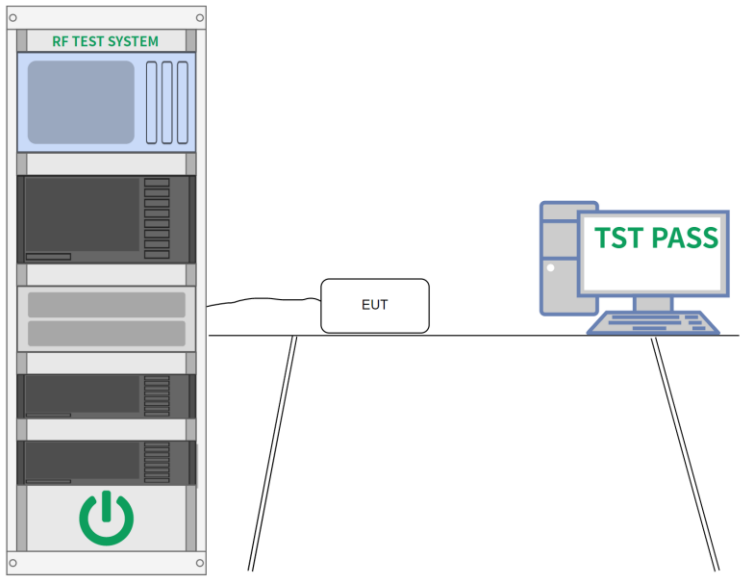


### 6.5.3 Test Data:

Please Refer to Appendix for Details.

Total or partial reproduction of this document without permission of the Laboratory is not allowed.

BTF Testing Lab (Shenzhen) Co., Ltd.
F101, 201 and 301, Building 1, Block 2, Tantou Industrial Park, Tantou Community, Songgang Street, Bao'an District, Shenzhen, China

## 6.6 Band edge emissions (Radiated)

| | |
|---|---|
| Test Requirement: | Refer to 47 CFR 15.247(d), In addition, radiated emissions which fall in the restricted bands, as defined in § 15.205(a), must also comply with the radiated emission limits specified in § 15.209(a)(see § 15.205(c)).` |
| Test Method: | ANSI C63.10-2013 section 6.10<br>ANSI C63.10-2020 section 6.10<br>KDB 558074 D01 15.247 Meas Guidance v05r02 |
| Test Limit: | |

| Frequency (MHz) | Field strength (microvolts/meter) | Measurement distance (meters) |
|---|---|---|
| 0.009-0.490 | 2400/F(kHz) | 300 |
| 0.490-1.705 | 24000/F(kHz) | 30 |
| 1.705-30.0 | 30 | 30 |
| 30-88 | 100 ** | 3 |
| 88-216 | 150 ** | 3 |
| 216-960 | 200 ** | 3 |
| Above 960 | 500 | 3 |

** Except as provided in paragraph (g), fundamental emissions from intentional radiators operating under this section shall not be located in the frequency bands 54-72 MHz, 76-88 MHz, 174-216 MHz or 470-806 MHz. However, operation within these frequency bands is permitted under other sections of this part, e.g., §§ 15.231 and 15.241.

| | |
|---|---|
| Procedure: | ANSI C63.10-2013 section 6.10.5.2<br><br>ANSI C63.10-2020 section 6.10.5.2 |

### 6.6.1 E.U.T. Operation:

| Operating Environment: | |
|---|---|
| Temperature: | 23.5 °C |
| Humidity: | 45.6 % |
| Atmospheric Pressure: | 1010 mbar |

### 6.6.2 Test Setup Diagram:

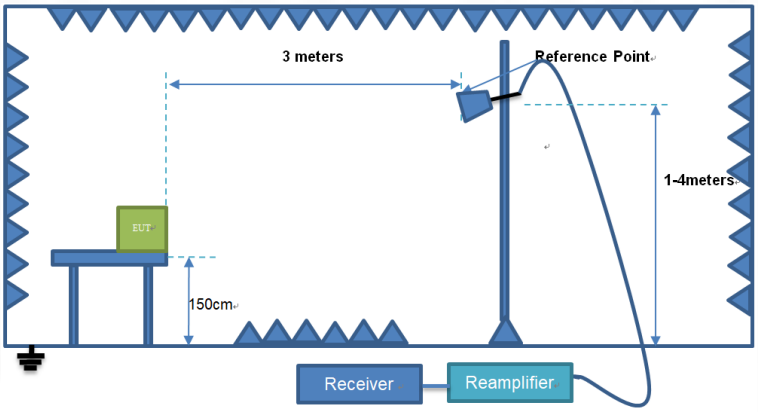

### 6.6.3 Test Data:

Note: All the mode have been tested, and only the worst case of 802.11b mode are in the report

IC MT7663BUN（ANT1）:

TM1 / Polarization: Horizontal / Band: 2400-2483.5 MHz / BW: 20 / CH: L

| No. | Frequency (MHz) | Reading (dBuV) | Factor (dB/m) | Level (dBuV/m) | Limit (dBuV/m) | Margin (dB) | Detector | P/F |
|---|---|---|---|---|---|---|---|---|
| 1 | 2310.000 | 64.34 | -30.59 | 33.75 | 74.00 | -40.25 | peak | P |
| 2 | 2390.000 | 73.74 | -30.49 | 43.25 | 74.00 | -30.75 | peak | P |
| 3 * | 2400.000 | 83.83 | -30.48 | 53.35 | 74.00 | -20.65 | peak | P |

TM1 / Polarization: Vertical / Band: 2400-2483.5 MHz / BW: 20 / CH: L

| No. | Frequency (MHz) | Reading (dBuV) | Factor (dB/m) | Level (dBuV/m) | Limit (dBuV/m) | Margin (dB) | Detector | P/F |
|---|---|---|---|---|---|---|---|---|
| 1 | 2310.000 | 66.74 | -30.59 | 36.15 | 74.00 | -37.85 | peak | P |
| 2 | 2390.000 | 75.93 | -30.49 | 45.44 | 74.00 | -28.56 | peak | P |
| 3 * | 2400.000 | 82.67 | -30.48 | 52.19 | 74.00 | -21.81 | peak | P |

TM1 / Polarization: Horizontal / Band: 2400-2483.5 MHz / BW: 20 / CH: H

| No. | Frequency (MHz) | Reading (dBuV) | Factor (dB/m) | Level (dBuV/m) | Limit (dBuV/m) | Margin (dB) | Detector | P/F |
|---|---|---|---|---|---|---|---|---|
| 1 * | 2483.500 | 80.53 | -30.39 | 50.14 | 74.00 | -23.86 | peak | P |
| 2 | 2500.000 | 72.13 | -30.37 | 41.76 | 74.00 | -32.24 | peak | P |

TM1 / Polarization: Vertical / Band: 2400-2483.5 MHz / BW: 20 / CH: H

| No. | Frequency (MHz) | Reading (dBuV) | Factor (dB/m) | Level (dBuV/m) | Limit (dBuV/m) | Margin (dB) | Detector | P/F |
|---|---|---|---|---|---|---|---|---|
| 1 * | 2483.500 | 81.03 | -30.39 | 50.64 | 74.00 | -23.36 | peak | P |
| 2 | 2500.000 | 69.63 | -30.37 | 39.26 | 74.00 | -34.74 | peak | P |

Total or partial reproduction of this document without permission of the Laboratory is not allowed.

BTF Testing Lab (Shenzhen) Co., Ltd.
F101, 201 and 301, Building 1, Block 2, Tantou Industrial Park, Tantou Community, Songgang Street, Bao'an District, Shenzhen, China

IC AIC8800D(ANT1)

TM1 / Polarization: Horizontal / Band: 2400-2483.5 MHz / BW: 20 / CH: L

| No. | Frequency (MHz) | Reading (dBuV) | Factor (dB/m) | Level (dBuV/m) | Limit (dBuV/m) | Margin (dB) | Detector | P/F |
|---|---|---|---|---|---|---|---|---|
| 1 | 2310.000 | 74.46 | -31.35 | 43.11 | 74.00 | -30.89 | peak | P |
| 2 | 2390.000 | 75.91 | -31.46 | 44.45 | 74.00 | -29.55 | peak | P |
| 3 | 2400.000 | 78.59 | -31.52 | 47.07 | 74.00 | -26.93 | peak | P |

TM1 / Polarization: Vertical / Band: 2400-2483.5 MHz / BW: 20 / CH: L

| No. | Frequency (MHz) | Reading (dBuV) | Factor (dB/m) | Level (dBuV/m) | Limit (dBuV/m) | Margin (dB) | Detector | P/F |
|---|---|---|---|---|---|---|---|---|
| 1 | 2310.000 | 75.44 | -31.46 | 43.98 | 74.00 | -30.02 | peak | P |
| 2 | 2390.000 | 76.89 | -31.57 | 45.32 | 74.00 | -28.68 | peak | P |
| 3 | 2400.000 | 79.57 | -31.63 | 47.94 | 74.00 | -26.06 | peak | P |

TM1 / Polarization: Horizontal / Band: 2400-2483.5 MHz / BW: 20 / CH: H

| No. | Frequency (MHz) | Reading (dBuV) | Factor (dB/m) | Level (dBuV/m) | Limit (dBuV/m) | Margin (dB) | Detector | P/F |
|---|---|---|---|---|---|---|---|---|
| 1 | 2483.500 | 81.57 | -31.40 | 50.17 | 74.00 | -23.83 | peak | P |
| 2 | 2500.000 | 79.60 | -31.51 | 48.09 | 74.00 | -25.91 | peak | P |

TM1 / Polarization: Vertical / Band: 2400-2483.5 MHz / BW: 20 / CH: H

| No. | Frequency (MHz) | Reading (dBuV) | Factor (dB/m) | Level (dBuV/m) | Limit (dBuV/m) | Margin (dB) | Detector | P/F |
|---|---|---|---|---|---|---|---|---|
| 1 | 2483.500 | 81.88 | -31.36 | 50.52 | 74.00 | -23.48 | peak | P |
| 2 | 2500.000 | 79.91 | -31.47 | 48.44 | 74.00 | -25.56 | peak | P |

## 6.7 Emissions in frequency bands (below 1GHz)

| | |
|---|---|
| Test Requirement: | Refer to 47 CFR 15.247(d), In addition, radiated emissions which fall in the restricted bands, as defined in § 15.205(a), must also comply with the radiated emission limits specified in § 15.209(a)(see § 15.205(c)).` |
| Test Method: | ANSI C63.10-2013 section 6.6.4<br>ANSI C63.10-2020 section 6.6.4<br>KDB 558074 D01 15.247 Meas Guidance v05r02 |
| Test Limit: | |

| Frequency (MHz) | Field strength (microvolts/meter) | Measurement distance (meters) |
|---|---|---|
| 0.009-0.490 | 2400/F(kHz) | 300 |
| 0.490-1.705 | 24000/F(kHz) | 30 |
| 1.705-30.0 | 30 | 30 |
| 30-88 | 100 ** | 3 |
| 88-216 | 150 ** | 3 |
| 216-960 | 200 ** | 3 |
| Above 960 | 500 | 3 |

** Except as provided in paragraph (g), fundamental emissions from intentional radiators operating under this section shall not be located in the frequency bands 54-72 MHz, 76-88 MHz, 174-216 MHz or 470-806 MHz. However, operation within these frequency bands is permitted under other sections of this part, e.g.,

Total or partial reproduction of this document without permission of the Laboratory is not allowed.

BTF Testing Lab (Shenzhen) Co., Ltd.
F101, 201 and 301, Building 1, Block 2, Tantou Industrial Park, Tantou Community, Songgang Street, Bao'an District, Shenzhen, China

| | |
|---|---|
| | §§ 15.231 and 15.241. |
| Procedure: | ANSI C63.10-2013 section 6.6.4<br><br>ANSI C63.10-2020 section 6.6.4 |

### 6.7.1 E.U.T. Operation:

| Operating Environment: | |
|---|---|
| Temperature: | 23.5 °C |
| Humidity: | 45.6 % |
| Atmospheric Pressure: | 1010 mbar |

### 6.7.2 Test Setup Diagram:

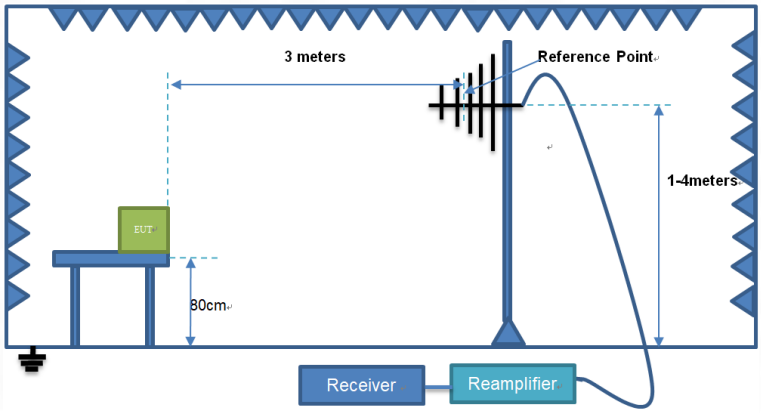

### 6.7.3 Test Data:

Note: All the mode have been tested, and only the worst case of 802.11b mode are in the report
TM1 / Polarization: Horizontal / Band: 2400-2483.5 MHz / BW: 20 / CH: L

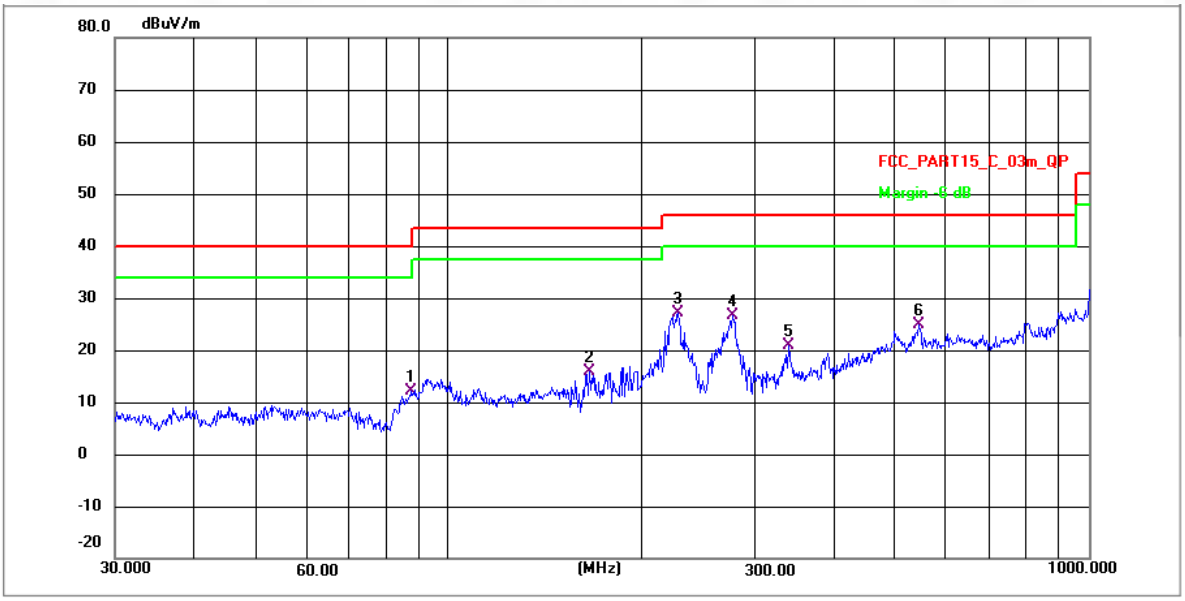


| No. | Frequency (MHz) | Reading (dBuV) | Factor (dB/m) | Level (dBuV/m) | Limit (dBuV/m) | Margin (dB) | Detector | P/F |
|---|---|---|---|---|---|---|---|---|
| 1 | 87.7246 | 42.31 | -30.25 | 12.06 | 40.00 | -27.94 | QP | P |
| 2 | 165.7770 | 43.57 | -27.64 | 15.93 | 43.50 | -27.57 | QP | P |
| 3 * | 228.0901 | 53.18 | -26.10 | 27.08 | 46.00 | -18.92 | QP | P |
| 4 | 278.0668 | 52.27 | -25.61 | 26.66 | 46.00 | -19.34 | QP | P |
| 5 | 338.4000 | 46.01 | -25.12 | 20.89 | 46.00 | -25.11 | QP | P |
| 6 | 544.2274 | 46.37 | -21.60 | 24.77 | 46.00 | -21.23 | QP | P |

Total or partial reproduction of this document without permission of the Laboratory is not allowed.

BTF Testing Lab (Shenzhen) Co., Ltd.
F101, 201 and 301, Building 1, Block 2, Tantou Industrial Park, Tantou Community, Songgang Street, Bao'an District, Shenzhen, China

TM1 / Polarization: Vertical / Band: 2400-2483.5 MHz / BW: 20 / CH: L

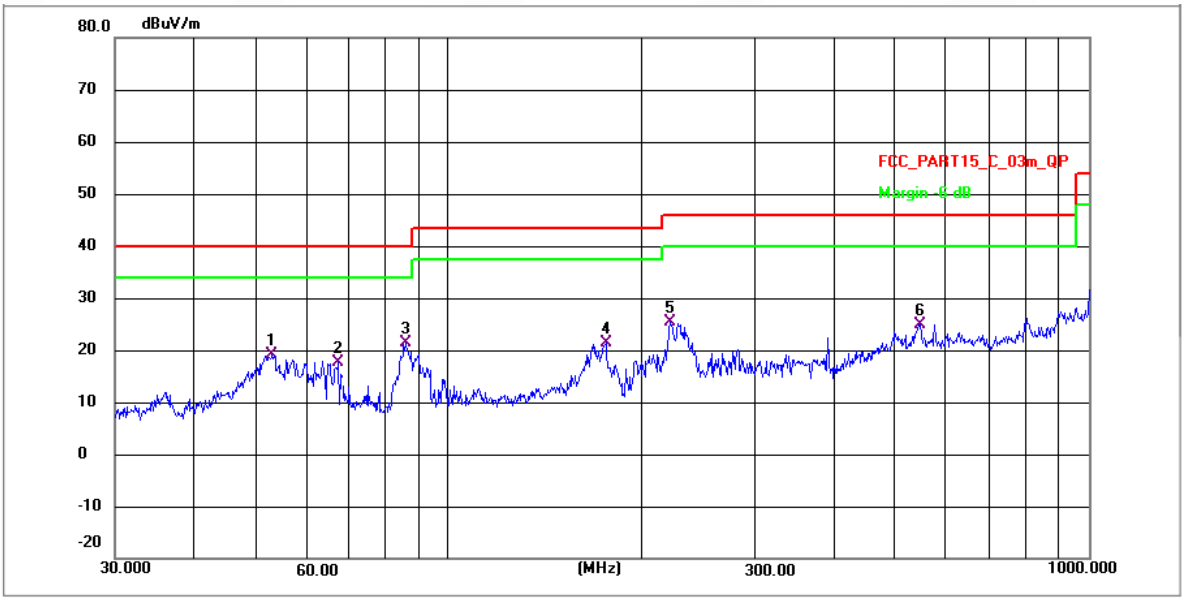


| No. | Frequency (MHz) | Reading (dBuV) | Factor (dB/m) | Level (dBuV/m) | Limit (dBuV/m) | Margin (dB) | Detector | P/F |
|---|---|---|---|---|---|---|---|---|
| 1 | 52.8524 | 39.41 | -20.28 | 19.13 | 40.00 | -20.87 | QP | P |
| 2 | 67.0844 | 37.60 | -20.04 | 17.56 | 40.00 | -22.44 | QP | P |
| 3 * | 85.8983 | 51.94 | -30.56 | 21.38 | 40.00 | -18.62 | QP | P |
| 4 | 175.6516 | 48.83 | -27.55 | 21.28 | 43.50 | -22.22 | QP | P |
| 5 | 221.7804 | 51.65 | -26.38 | 25.27 | 46.00 | -20.73 | QP | P |
| 6 | 546.1390 | 46.54 | -21.62 | 24.92 | 46.00 | -21.08 | QP | P |

Total or partial reproduction of this document without permission of the Laboratory is not allowed.

BTF Testing Lab (Shenzhen) Co., Ltd.
F101, 201 and 301, Building 1, Block 2, Tantou Industrial Park, Tantou Community, Songgang Street, Bao'an District, Shenzhen, China

IC AIC8800D(ANT2)
TM1 / Polarization: Horizontal / Band: 2400-2483.5 MHz / BW: 20 / CH: L

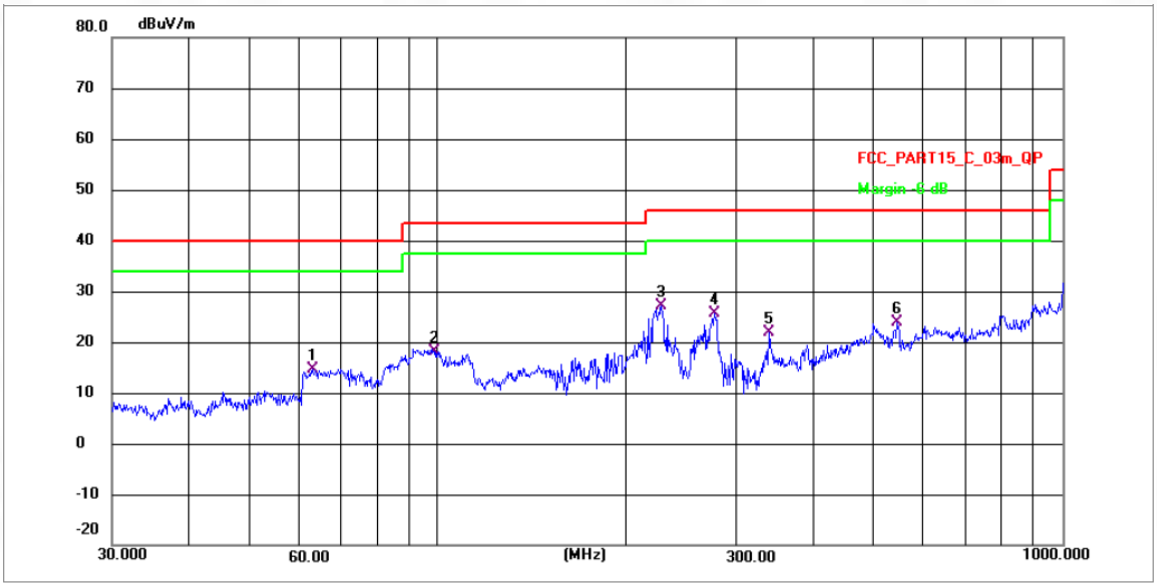


| No. | Frequency (MHz) | Reading (dBuV) | Factor (dB/m) | Level (dBuV/m) | Limit (dBuV/m) | Margin (dB) | Detector | P/F |
|---|---|---|---|---|---|---|---|---|
| 1 | 62.9810 | 32.75 | -18.16 | 14.59 | 40.00 | -25.41 | QP | P |
| 2 | 98.6594 | 46.70 | -28.45 | 18.25 | 43.50 | -25.25 | QP | P |
| 3 * | 228.0901 | 53.18 | -26.10 | 27.08 | 46.00 | -18.92 | QP | P |
| 4 | 278.0668 | 51.27 | -25.61 | 25.66 | 46.00 | -20.34 | QP | P |
| 5 | 338.4000 | 47.01 | -25.12 | 21.89 | 46.00 | -24.11 | QP | P |
| 6 | 544.2273 | 45.37 | -21.60 | 23.77 | 46.00 | -22.23 | QP | P |

Total or partial reproduction of this document without permission of the Laboratory is not allowed.

BTF Testing Lab (Shenzhen) Co., Ltd.
F101, 201 and 301, Building 1, Block 2, Tantou Industrial Park, Tantou Community, Songgang Street, Bao'an District, Shenzhen, China

TM1 / Polarization: Vertical / Band: 2400-2483.5 MHz / BW: 20 / CH: L

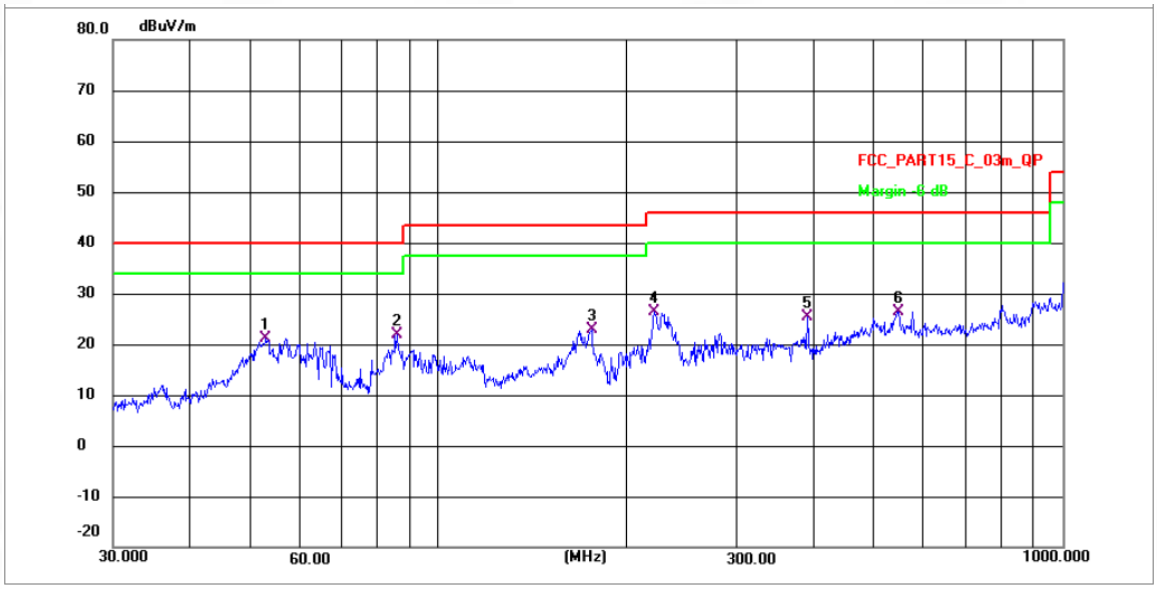


| No. | Frequency (MHz) | Reading (dBuV) | Factor (dB/m) | Level (dBuV/m) | Limit (dBuV/m) | Margin (dB) | Detector | P/F |
|---|---|---|---|---|---|---|---|---|
| 1 | 52.8524 | 41.41 | -20.28 | 21.13 | 40.00 | -18.87 | QP | P |
| 2 * | 85.8983 | 52.44 | -30.56 | 21.88 | 40.00 | -18.12 | QP | P |
| 3 | 175.6516 | 50.33 | -27.55 | 22.78 | 43.50 | -20.72 | QP | P |
| 4 | 221.7803 | 52.65 | -26.38 | 26.27 | 46.00 | -19.73 | QP | P |
| 5 | 390.0380 | 50.11 | -24.71 | 25.40 | 46.00 | -20.60 | QP | P |
| 6 | 546.1390 | 48.04 | -21.62 | 26.42 | 46.00 | -19.58 | QP | P |

Total or partial reproduction of this document without permission of the Laboratory is not allowed.

BTF Testing Lab (Shenzhen) Co., Ltd.
F101, 201 and 301, Building 1, Block 2, Tantou Industrial Park, Tantou Community, Songgang Street, Bao'an District, Shenzhen, China

## 6.8 Emissions in frequency bands (above 1GHz)

| | |
|---|---|
| Test Requirement: | In addition, radiated emissions which fall in the restricted bands, as defined in § 15.205(a), must also comply with the radiated emission limits specified in § 15.209(a)(see § 15.205(c)).` |
| Test Method: | ANSI C63.10-2013 section 6.6.4<br>ANSI C63.10-2020 section 6.6.4<br>KDB 558074 D01 15.247 Meas Guidance v05r02 |
| Test Limit: | |

| Frequency (MHz) | Field strength (microvolts/meter) | Measurement distance (meters) |
|---|---|---|
| 0.009-0.490 | 2400/F(kHz) | 300 |
| 0.490-1.705 | 24000/F(kHz) | 30 |
| 1.705-30.0 | 30 | 30 |
| 30-88 | 100 ** | 3 |
| 88-216 | 150 ** | 3 |
| 216-960 | 200 ** | 3 |
| Above 960 | 500 | 3 |

** Except as provided in paragraph (g), fundamental emissions from intentional radiators operating under this section shall not be located in the frequency bands 54-72 MHz, 76-88 MHz, 174-216 MHz or 470-806 MHz. However, operation within these frequency bands is permitted under other sections of this part, e.g., §§ 15.231 and 15.241.

| | |
|---|---|
| Procedure: | ANSI C63.10-2013 section 6.6.4<br><br>ANSI C63.10-2020 section 6.6.4 |

### 6.8.1 E.U.T. Operation:

| Operating Environment: | |
|---|---|
| Temperature: | 23.5 °C |
| Humidity: | 45.6 % |
| Atmospheric Pressure: | 1010 mbar |

### 6.8.2 Test Setup Diagram:

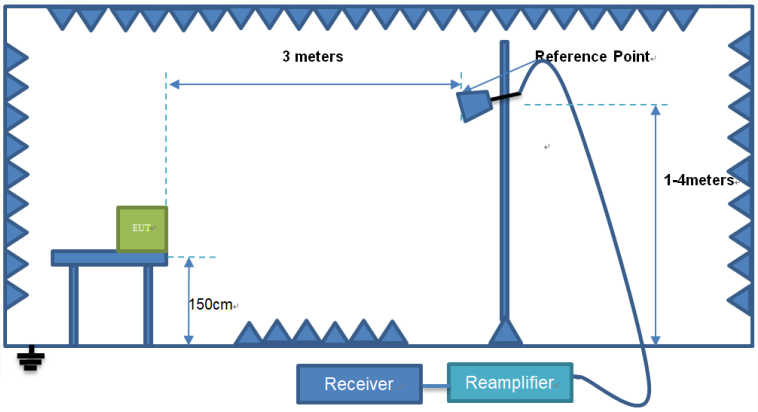

### 6.8.3 Test Data:

Note: All the mode have been tested, and only the worst case of 802.11b mode are in the report

IC MT7663BUN（ANT1）:

TM1 / Polarization: Horizontal / Band: 2400-2483.5 MHz / BW: 20 / CH: L

| No. | Frequency (MHz) | Reading (dBuV) | Factor (dB/m) | Level (dBuV/m) | Limit (dBuV/m) | Margin (dB) | Detector | P/F |
|---|---|---|---|---|---|---|---|---|
| 1 | 4310.625 | 66.49 | -28.86 | 37.63 | 74.00 | -36.37 | peak | P |
| 2 | 6285.695 | 64.61 | -25.35 | 39.26 | 74.00 | -34.74 | peak | P |
| 3 | 9021.160 | 67.70 | -24.26 | 43.44 | 74.00 | -30.56 | peak | P |
| 4 | 11728.463 | 70.22 | -22.67 | 47.55 | 74.00 | -26.45 | peak | P |
| 5 | 14462.667 | 72.21 | -21.19 | 51.02 | 74.00 | -22.98 | peak | P |
| 6 * | 16048.638 | 73.04 | -21.36 | 51.68 | 74.00 | -22.32 | peak | P |

TM1 / Polarization: Vertical / Band: 2400-2483.5 MHz / BW: 20 / CH: L

| No. | Frequency (MHz) | Reading (dBuV) | Factor (dB/m) | Level (dBuV/m) | Limit (dBuV/m) | Margin (dB) | Detector | P/F |
|---|---|---|---|---|---|---|---|---|
| 1 | 3718.740 | 65.54 | -29.03 | 36.51 | 74.00 | -37.49 | peak | P |
| 2 | 5230.196 | 66.98 | -27.17 | 39.81 | 74.00 | -34.19 | peak | P |
| 3 | 8094.493 | 72.29 | -25.49 | 46.80 | 74.00 | -27.20 | peak | P |
| 4 | 10024.895 | 72.08 | -24.30 | 47.78 | 74.00 | -26.22 | peak | P |
| 5 | 11988.951 | 71.55 | -22.21 | 49.34 | 74.00 | -24.66 | peak | P |
| 6 * | 13793.101 | 72.44 | -21.04 | 51.40 | 74.00 | -22.60 | peak | P |

TM1 / Polarization: Horizontal / Band: 2400-2483.5 MHz / BW: 20 / CH: M

| No. | Frequency (MHz) | Reading (dBuV) | Factor (dB/m) | Level (dBuV/m) | Limit (dBuV/m) | Margin (dB) | Detector | P/F |
|---|---|---|---|---|---|---|---|---|
| 1 | 3284.121 | 61.58 | -29.25 | 32.33 | 74.00 | -41.67 | peak | P |
| 2 | 5081.188 | 63.44 | -27.30 | 36.14 | 74.00 | -37.86 | peak | P |
| 3 | 7294.573 | 66.86 | -24.84 | 42.02 | 74.00 | -31.98 | peak | P |
| 4 | 9739.285 | 67.75 | -23.72 | 44.03 | 74.00 | -29.97 | peak | P |
| 5 | 12433.621 | 69.84 | -21.69 | 48.15 | 74.00 | -25.85 | peak | P |
| 6 * | 15213.027 | 71.73 | -20.86 | 50.87 | 74.00 | -23.13 | peak | P |

TM1 / Polarization: Vertical / Band: 2400-2483.5 MHz / BW: 20 / CH: M

| No. | Frequency (MHz) | Reading (dBuV) | Factor (dB/m) | Level (dBuV/m) | Limit (dBuV/m) | Margin (dB) | Detector | P/F |
|---|---|---|---|---|---|---|---|---|
| 1 | 3260.475 | 62.81 | -29.28 | 33.53 | 74.00 | -40.47 | peak | P |
| 2 | 5222.643 | 67.44 | -27.19 | 40.25 | 74.00 | -33.75 | peak | P |
| 3 | 7422.180 | 67.84 | -24.80 | 43.04 | 74.00 | -30.96 | peak | P |
| 4 | 10298.023 | 71.73 | -24.43 | 47.30 | 74.00 | -26.70 | peak | P |
| 5 | 12924.635 | 70.62 | -21.38 | 49.24 | 74.00 | -24.76 | peak | P |
| 6 * | 15641.063 | 71.71 | -21.52 | 50.19 | 74.00 | -23.81 | peak | P |

Total or partial reproduction of this document without permission of the Laboratory is not allowed.

BTF Testing Lab (Shenzhen) Co., Ltd.
F101, 201 and 301, Building 1, Block 2, Tantou Industrial Park, Tantou Community, Songgang Street, Bao'an District, Shenzhen, China

TM1 / Polarization: Horizontal / Band: 2400-2483.5 MHz / BW: 20 / CH: H

| No. | Frequency (MHz) | Reading (dBuV) | Factor (dB/m) | Level (dBuV/m) | Limit (dBuV/m) | Margin (dB) | Detector | P/F |
|---|---|---|---|---|---|---|---|---|
| 1 | 3587.818 | 62.97 | -29.04 | 33.93 | 74.00 | -40.07 | peak | P |
| 2 | 5778.630 | 65.15 | -26.05 | 39.10 | 74.00 | -34.90 | peak | P |
| 3 | 8207.577 | 69.46 | -25.44 | 44.02 | 74.00 | -29.98 | peak | P |
| 4 | 11028.179 | 69.72 | -23.41 | 46.31 | 74.00 | -27.69 | peak | P |
| 5 | 14177.087 | 69.32 | -21.13 | 48.19 | 74.00 | -25.81 | peak | P |
| 6 * | 16886.163 | 67.30 | -18.49 | 48.81 | 74.00 | -25.19 | peak | P |

TM1 / Polarization: Vertical / Band: 2400-2483.5 MHz / BW: 20 / CH: H

| No. | Frequency (MHz) | Reading (dBuV) | Factor (dB/m) | Level (dBuV/m) | Limit (dBuV/m) | Margin (dB) | Detector | P/F |
|---|---|---|---|---|---|---|---|---|
| 1 | 3019.192 | 60.00 | -29.50 | 30.50 | 74.00 | -43.50 | peak | P |
| 2 | 5224.153 | 64.96 | -27.19 | 37.77 | 74.00 | -36.23 | peak | P |
| 3 | 7134.019 | 62.20 | -24.89 | 37.31 | 74.00 | -36.69 | peak | P |
| 4 | 10342.767 | 67.06 | -24.44 | 42.62 | 74.00 | -31.38 | peak | P |
| 5 | 14136.169 | 65.94 | -21.12 | 44.82 | 74.00 | -29.18 | peak | P |
| 6 * | 17798.235 | 68.98 | -16.65 | 52.33 | 74.00 | -21.67 | peak | P |

Total or partial reproduction of this document without permission of the Laboratory is not allowed.

BTF Testing Lab (Shenzhen) Co., Ltd.
F101, 201 and 301, Building 1, Block 2, Tantou Industrial Park, Tantou Community, Songgang Street, Bao'an District, Shenzhen, China

IC AIC8800D(ANT1)

TM1 / Polarization: Horizontal / Band: 2400-2483.5 MHz / BW: 20 / CH: L

| No. | Frequency (MHz) | Reading (dBuV) | Factor (dB/m) | Level (dBuV/m) | Limit (dBuV/m) | Margin (dB) | Detector | P/F |
|---|---|---|---|---|---|---|---|---|
| 1 | 2271.365 | 76.64 | -29.64 | 47.00 | 74.00 | -27.00 | peak | P |
| 2 | 3670.365 | 80.01 | -30.15 | 49.86 | 74.00 | -24.14 | peak | P |
| 3 | 7284.045 | 80.64 | -30.37 | 50.27 | 74.00 | -23.73 | peak | P |
| 4 | 8264.315 | 78.24 | -31.15 | 47.09 | 74.00 | -26.91 | peak | P |
| 5 | 10566.206 | 78.68 | -31.64 | 47.04 | 74.00 | -26.96 | peak | P |
| 6 | 14224.817 | 80.30 | -30.73 | 49.57 | 74.00 | -24.43 | peak | P |

TM1 / Polarization: Vertical / Band: 2400-2483.5 MHz / BW: 20 / CH: L

| No. | Frequency (MHz) | Reading (dBuV) | Factor (dB/m) | Level (dBuV/m) | Limit (dBuV/m) | Margin (dB) | Detector | P/F |
|---|---|---|---|---|---|---|---|---|
| 1 | 2132.254 | 76.78 | -29.61 | 47.17 | 74.00 | -26.83 | peak | P |
| 2 | 3531.254 | 80.15 | -30.12 | 50.03 | 74.00 | -23.97 | peak | P |
| 3 | 7144.934 | 80.78 | -30.34 | 50.44 | 74.00 | -23.56 | peak | P |
| 4 | 8125.204 | 78.38 | -31.12 | 47.26 | 74.00 | -26.74 | peak | P |
| 5 | 10427.095 | 78.82 | -31.61 | 47.21 | 74.00 | -26.79 | peak | P |
| 6 | 14085.706 | 80.44 | -30.70 | 49.74 | 74.00 | -24.26 | peak | P |

TM1 / Polarization: Horizontal / Band: 2400-2483.5 MHz / BW: 20 / CH: M

| No. | Frequency (MHz) | Reading (dBuV) | Factor (dB/m) | Level (dBuV/m) | Limit (dBuV/m) | Margin (dB) | Detector | P/F |
|---|---|---|---|---|---|---|---|---|
| 1 | 2034.326 | 76.64 | -29.40 | 47.24 | 74.00 | -26.76 | peak | P |
| 2 | 3433.326 | 80.01 | -29.91 | 50.10 | 74.00 | -23.90 | peak | P |
| 3 | 7047.006 | 80.64 | -30.13 | 50.51 | 74.00 | -23.49 | peak | P |
| 4 | 8027.276 | 78.24 | -30.91 | 47.33 | 74.00 | -26.67 | peak | P |
| 5 | 10329.167 | 78.68 | -31.40 | 47.28 | 74.00 | -26.72 | peak | P |
| 6 | 13987.778 | 80.30 | -30.49 | 49.81 | 74.00 | -24.19 | peak | P |

TM1 / Polarization: Vertical / Band: 2400-2483.5 MHz / BW: 20 / CH: M

| No. | Frequency (MHz) | Reading (dBuV) | Factor (dB/m) | Level (dBuV/m) | Limit (dBuV/m) | Margin (dB) | Detector | P/F |
|---|---|---|---|---|---|---|---|---|
| 1 | 1894.624 | 76.76 | -29.31 | 47.45 | 74.00 | -26.55 | peak | P |
| 2 | 3293.624 | 80.13 | -29.82 | 50.31 | 74.00 | -23.69 | peak | P |
| 3 | 6907.304 | 80.76 | -30.04 | 50.72 | 74.00 | -23.28 | peak | P |
| 4 | 7887.574 | 78.36 | -30.82 | 47.54 | 74.00 | -26.46 | peak | P |
| 5 | 10189.465 | 78.80 | -31.31 | 47.49 | 74.00 | -26.51 | peak | P |
| 6 | 13848.076 | 80.42 | -30.40 | 50.02 | 74.00 | -23.98 | peak | P |

Total or partial reproduction of this document without permission of the Laboratory is not allowed.

BTF Testing Lab (Shenzhen) Co., Ltd.
F101, 201 and 301, Building 1, Block 2, Tantou Industrial Park, Tantou Community, Songgang Street, Bao'an District, Shenzhen, China

TM1 / Polarization: Horizontal / Band: 2400-2483.5 MHz / BW: 20 / CH: H

| No. | Frequency (MHz) | Reading (dBuV) | Factor (dB/m) | Level (dBuV/m) | Limit (dBuV/m) | Margin (dB) | Detector | P/F |
|---|---|---|---|---|---|---|---|---|
| 1 | 2227.326 | 75.74 | -29.50 | 46.24 | 74.00 | -27.76 | peak | P |
| 2 | 3626.326 | 79.11 | -30.01 | 49.10 | 74.00 | -24.90 | peak | P |
| 3 | 7240.006 | 79.74 | -30.23 | 49.51 | 74.00 | -24.49 | peak | P |
| 4 | 8220.276 | 77.34 | -31.01 | 46.33 | 74.00 | -27.67 | peak | P |
| 5 | 10522.167 | 77.78 | -31.50 | 46.28 | 74.00 | -27.72 | peak | P |
| 6 | 14180.778 | 79.40 | -30.59 | 48.81 | 74.00 | -25.19 | peak | P |

TM1 / Polarization: Vertical / Band: 2400-2483.5 MHz / BW: 20 / CH: H

| No. | Frequency (MHz) | Reading (dBuV) | Factor (dB/m) | Level (dBuV/m) | Limit (dBuV/m) | Margin (dB) | Detector | P/F |
|---|---|---|---|---|---|---|---|---|
| 1 | 1925.362 | 75.84 | -29.40 | 46.44 | 74.00 | -27.56 | peak | P |
| 2 | 3324.362 | 79.21 | -29.91 | 49.30 | 74.00 | -24.70 | peak | P |
| 3 | 6938.042 | 79.84 | -30.13 | 49.71 | 74.00 | -24.29 | peak | P |
| 4 | 7918.312 | 77.44 | -30.91 | 46.53 | 74.00 | -27.47 | peak | P |
| 5 | 10220.203 | 77.88 | -31.40 | 46.48 | 74.00 | -27.52 | peak | P |
| 6 | 13878.814 | 79.50 | -30.49 | 49.01 | 74.00 | -24.99 | peak | P |

# 7 Test Setup Photos

**Conducted Emission at AC power line**

| Occupied Bandwidth<br>Maximum Conducted Output Power<br>Power Spectral Density<br>Emissions in non-restricted frequency bands |
|---|
| |

Total or partial reproduction of this document without permission of the Laboratory is not allowed.

BTF Testing Lab (Shenzhen) Co., Ltd.
F101, 201 and 301, Building 1, Block 2, Tantou Industrial Park, Tantou Community, Songgang Street, Bao'an District, Shenzhen, China

| Band edge emissions (Radiated)<br>Emissions in frequency bands (above 1GHz) |
|---|
| |

| Emissions in frequency bands (below 1GHz) |
|---|
| |

Total or partial reproduction of this document without permission of the Laboratory is not allowed.

BTF Testing Lab (Shenzhen) Co., Ltd.
F101, 201 and 301, Building 1, Block 2, Tantou Industrial Park, Tantou Community, Songgang Street, Bao'an District, Shenzhen, China

# 8 EUT Constructional Details (EUT Photos)

Please refer to the report BTF230725R00601

Total or partial reproduction of this document without permission of the Laboratory is not allowed.

BTF Testing Lab (Shenzhen) Co., Ltd.
F101, 201 and 301, Building 1, Block 2, Tantou Industrial Park, Tantou Community, Songgang Street, Bao'an District, Shenzhen, China

# Appendix

Total or partial reproduction of this document without permission of the Laboratory is not allowed.

BTF Testing Lab (Shenzhen) Co., Ltd.
F101, 201 and 301, Building 1, Block 2, Tantou Industrial Park, Tantou Community, Songgang Street, Bao'an District, Shenzhen, China

## IC MT7663BUN

Not: All modes are tested, only the worst mode antenna 1 is shown here

1. Duty Cycle

1.1 Ant1

1.1.1 Test Result

| Ant1 | | | | | | | |
|---|---|---|---|---|---|---|---|
| Mode | TX Type | Frequency (MHz) | T_on (ms) | Period (ms) | Duty Cycle (%) | Duty Cycle Correction Factor (dB) | Max. DC Variation (%) |
| 802.11b | SISO | 2412 | 8.383 | 8.413 | 99.64 | 0.02 | 0.04 |
| | | 2437 | 8.384 | 8.414 | 99.64 | 0.02 | 0.04 |
| | | 2462 | 8.383 | 8.413 | 99.64 | 0.02 | 0.04 |
| 802.11g | SISO | 2412 | 1.393 | 1.428 | 97.55 | 0.11 | 0.13 |
| | | 2437 | 1.392 | 1.428 | 97.48 | 0.11 | 0.10 |
| | | 2462 | 1.392 | 1.427 | 97.55 | 0.11 | 0.03 |
| 802.11n (HT20) | MIMO | 2412 | 1.302 | 1.336 | 97.46 | 0.11 | 0.03 |
| | | 2437 | 1.302 | 1.336 | 97.46 | 0.11 | 0.04 |
| | | 2462 | 1.302 | 1.336 | 97.46 | 0.11 | 0.03 |

Total or partial reproduction of this document without permission of the Laboratory is not allowed.

BTF Testing Lab (Shenzhen) Co., Ltd.
F101, 201 and 301, Building 1, Block 2, Tantou Industrial Park, Tantou Community, Songgang Street, Bao'an District, Shenzhen, China

1.1.2 Test Graph

802.11b_LCH_2412MHz_Ant1 (SISO)_NTNV

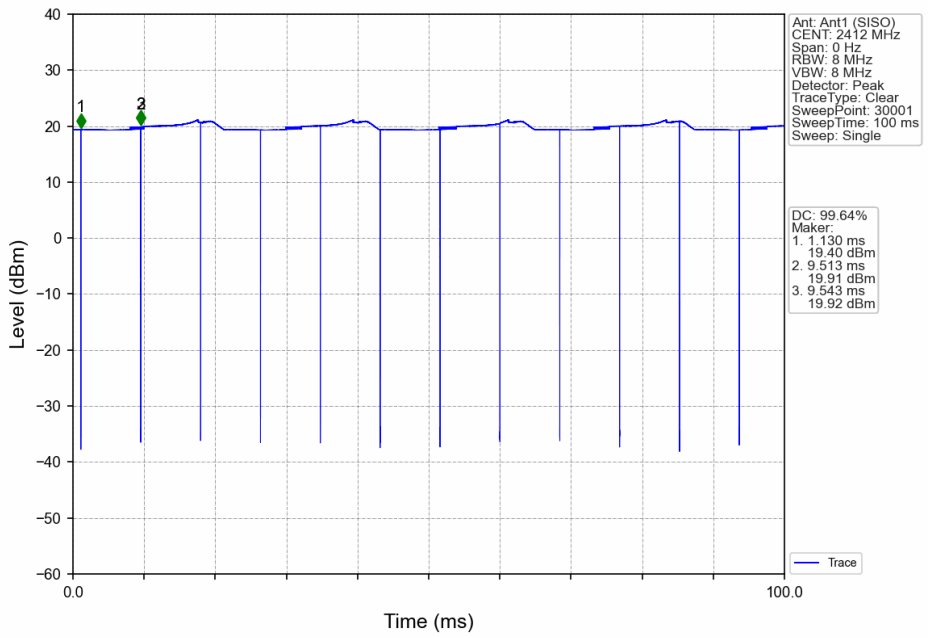


802.11b_MCH_2437MHz_Ant1 (SISO)_NTNV

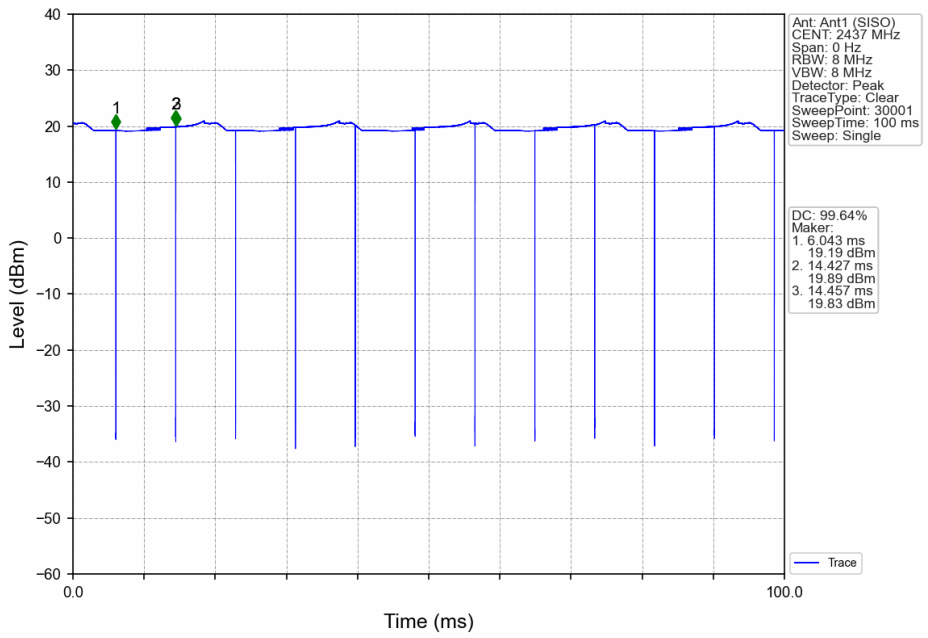


Total or partial reproduction of this document without permission of the Laboratory is not allowed.

BTF Testing Lab (Shenzhen) Co., Ltd.
F101, 201 and 301, Building 1, Block 2, Tantou Industrial Park, Tantou Community, Songgang Street, Bao'an District, Shenzhen, China

802.11b_HCH_2462MHz_Ant1 (SISO)_NTNV

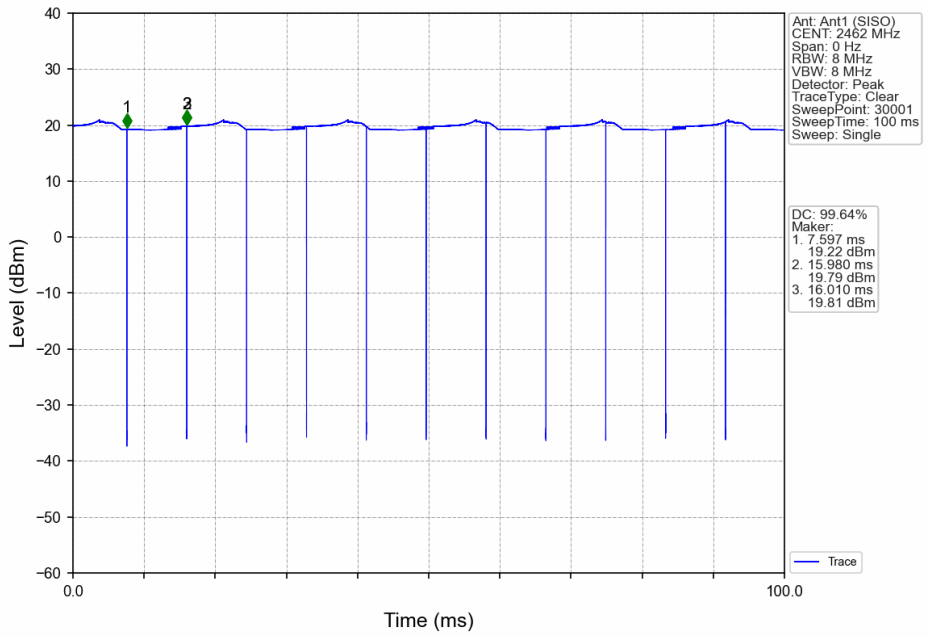


802.11g_LCH_2412MHz_Ant1 (SISO)_NTNV

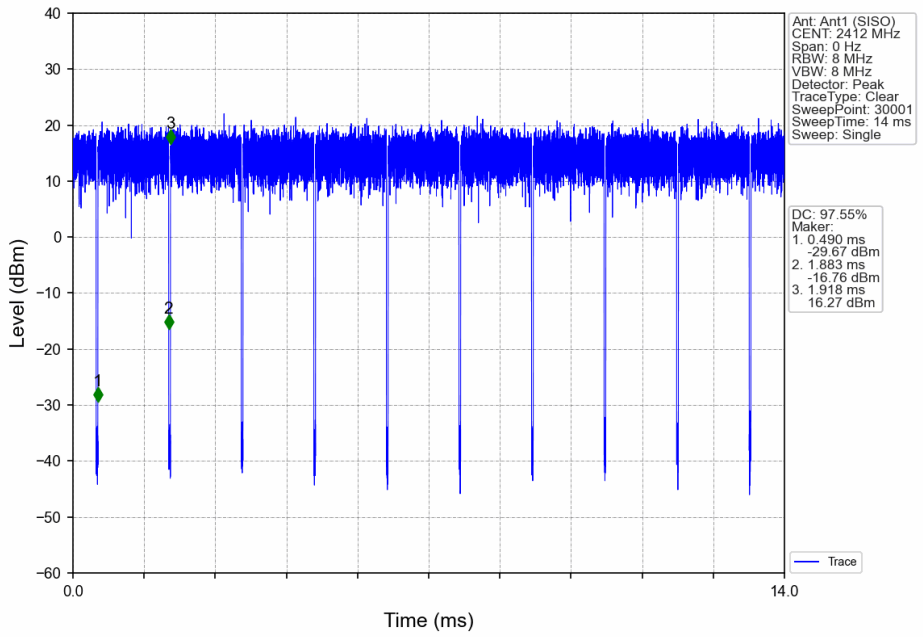


Total or partial reproduction of this document without permission of the Laboratory is not allowed.
BTF Testing Lab (Shenzhen) Co., Ltd.
F101, 201 and 301, Building 1, Block 2, Tantou Industrial Park, Tantou Community, Songgang Street, Bao'an District, Shenzhen, China

802.11g_MCH_2437MHz_Ant1 (SISO)_NTNV

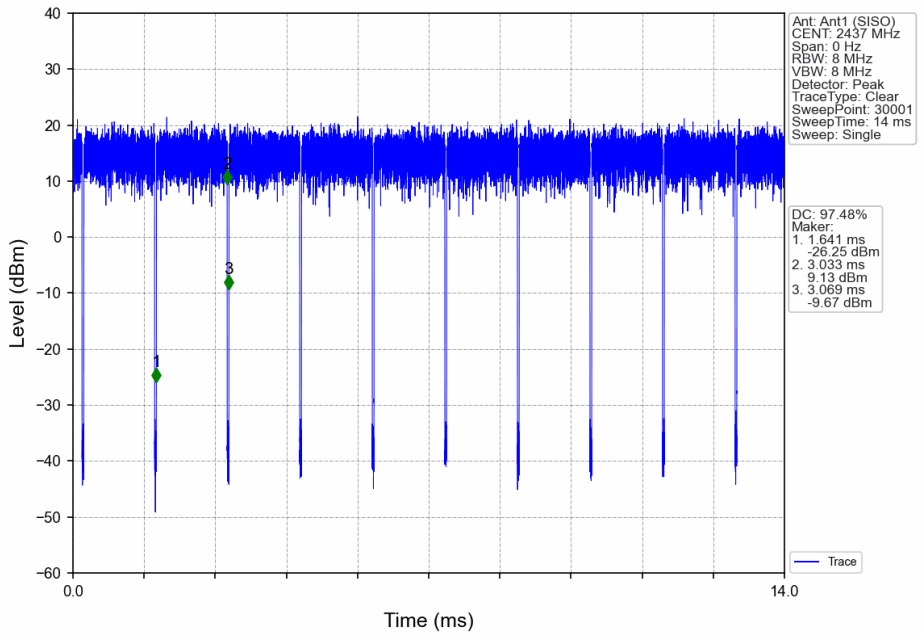


802.11g_HCH_2462MHz_Ant1 (SISO)_NTNV

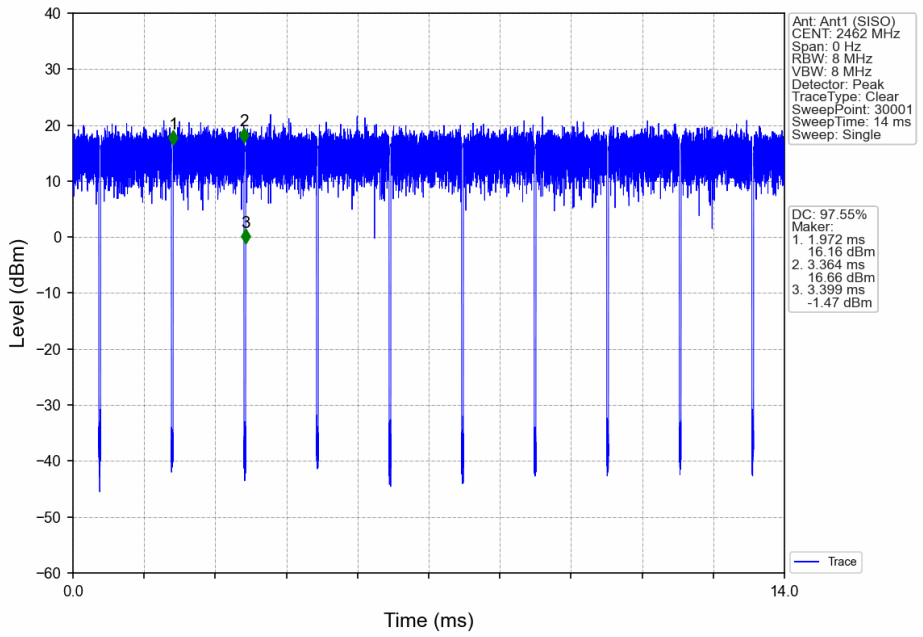


Total or partial reproduction of this document without permission of the Laboratory is not allowed.
BTF Testing Lab (Shenzhen) Co., Ltd.
F101, 201 and 301, Building 1, Block 2, Tantou Industrial Park, Tantou Community, Songgang Street, Bao'an District, Shenzhen, China

802.11n(HT20)_LCH_2412MHz_Ant1 (MIMO)_NTNV

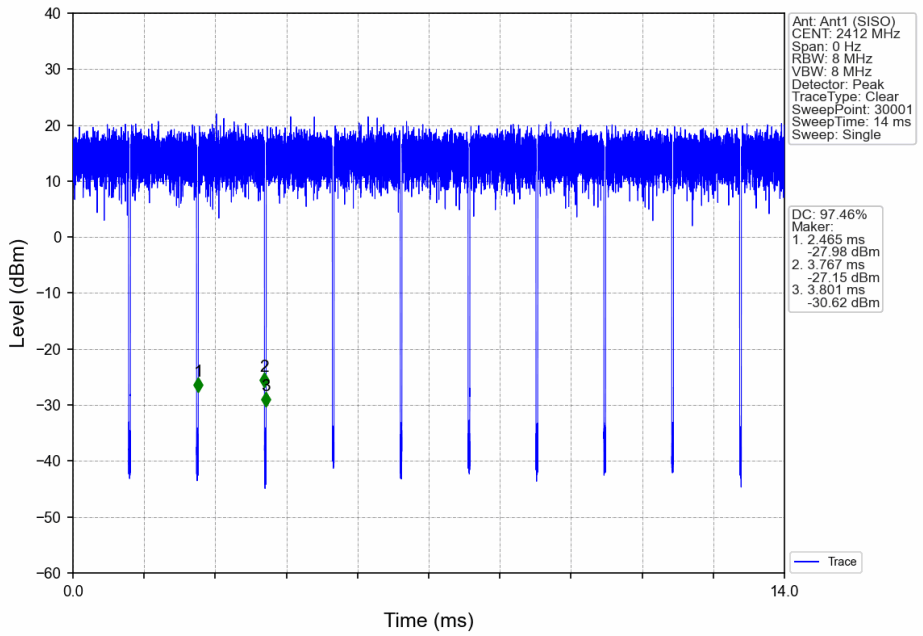


802.11n(HT20)_MCH_2437MHz_Ant1 (MIMO)_NTNV

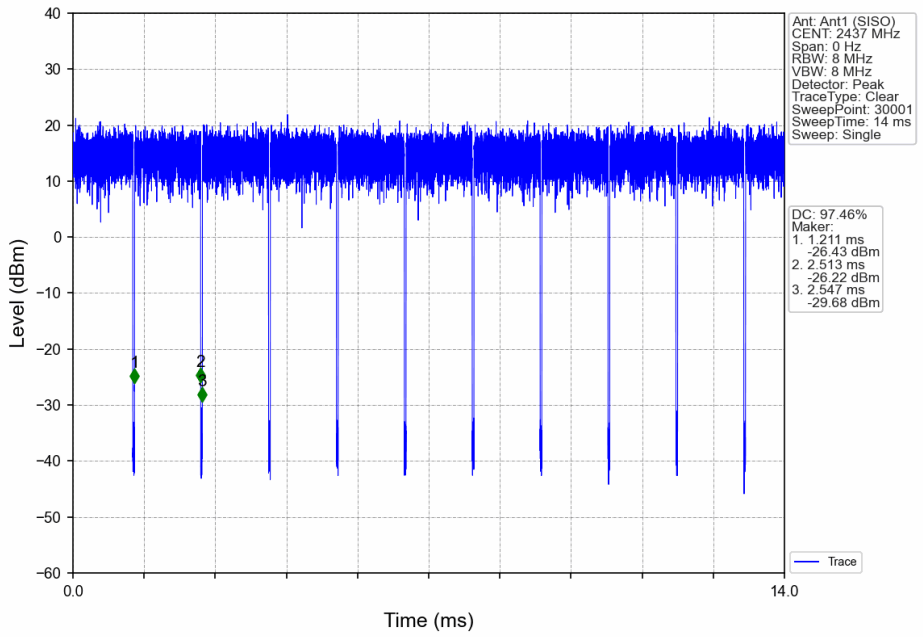


Total or partial reproduction of this document without permission of the Laboratory is not allowed.
BTF Testing Lab (Shenzhen) Co., Ltd.
F101, 201 and 301, Building 1, Block 2, Tantou Industrial Park, Tantou Community, Songgang Street, Bao'an District, Shenzhen, China

802.11n(HT20)_HCH_2462MHz_Ant1 (MIMO)_NTNV

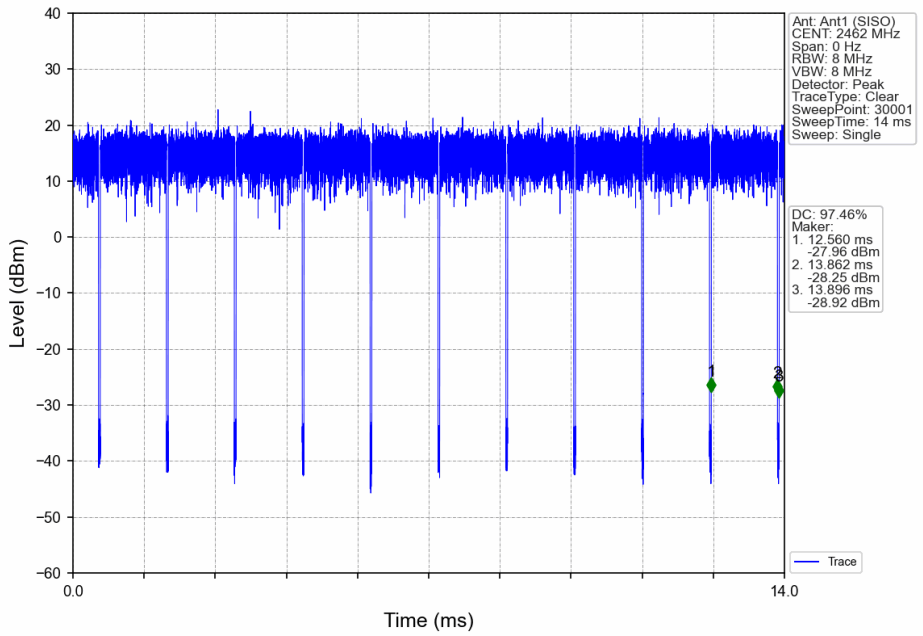


## 1.2 Ant2

### 1.2.1 Test Result

| Ant2 | | | | | | | |
|---|---|---|---|---|---|---|---|
| Mode | TX Type | Frequency (MHz) | T_on (ms) | Period (ms) | Duty Cycle (%) | Duty Cycle Correction Factor (dB) | Max. DC Variation (%) |
| 802.11b | SISO | 2412 | 8.384 | 8.414 | 99.64 | 0.02 | 0.04 |
| | | 2437 | 8.383 | 8.413 | 99.64 | 0.02 | 0.00 |
| | | 2462 | 8.383 | 8.413 | 99.64 | 0.02 | 0.00 |
| 802.11g | SISO | 2412 | 1.393 | 1.428 | 97.55 | 0.11 | 0.03 |
| | | 2437 | 1.393 | 1.427 | 97.62 | 0.10 | 0.03 |
| | | 2462 | 1.393 | 1.428 | 97.55 | 0.11 | 0.03 |
| 802.11n (HT20) | MIMO | 2412 | 1.301 | 1.336 | 97.38 | 0.12 | 0.03 |
| | | 2437 | 1.301 | 1.336 | 97.38 | 0.12 | 0.03 |
| | | 2462 | 1.302 | 1.336 | 97.46 | 0.11 | 0.03 |

Total or partial reproduction of this document without permission of the Laboratory is not allowed.

BTF Testing Lab (Shenzhen) Co., Ltd.
F101, 201 and 301, Building 1, Block 2, Tantou Industrial Park, Tantou Community, Songgang Street, Bao'an District, Shenzhen, China

## 1.2.2 Test Graph

802.11b_LCH_2412MHz_Ant2 (SISO)_NTNV

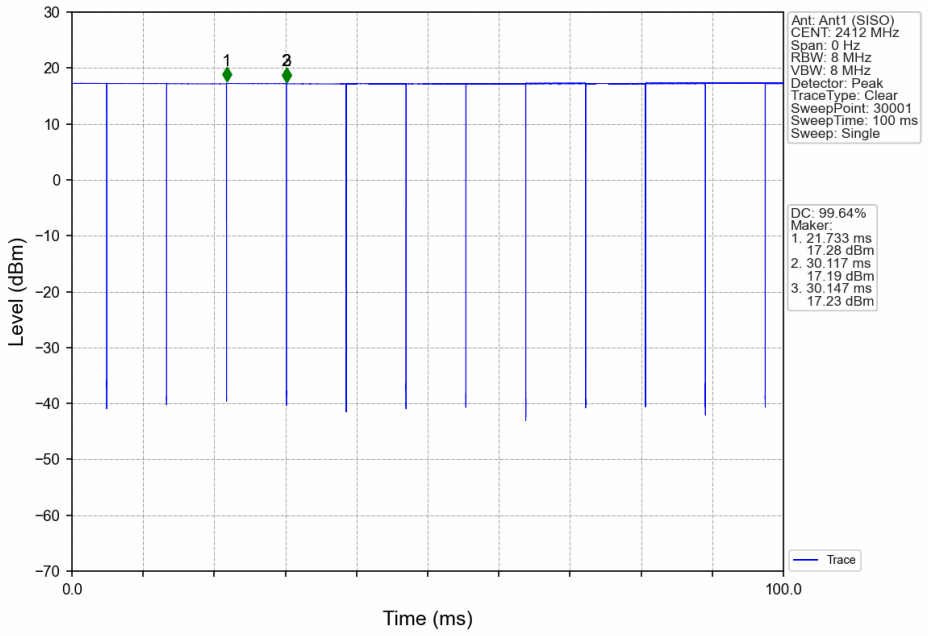


802.11b_MCH_2437MHz_Ant2 (SISO)_NTNV

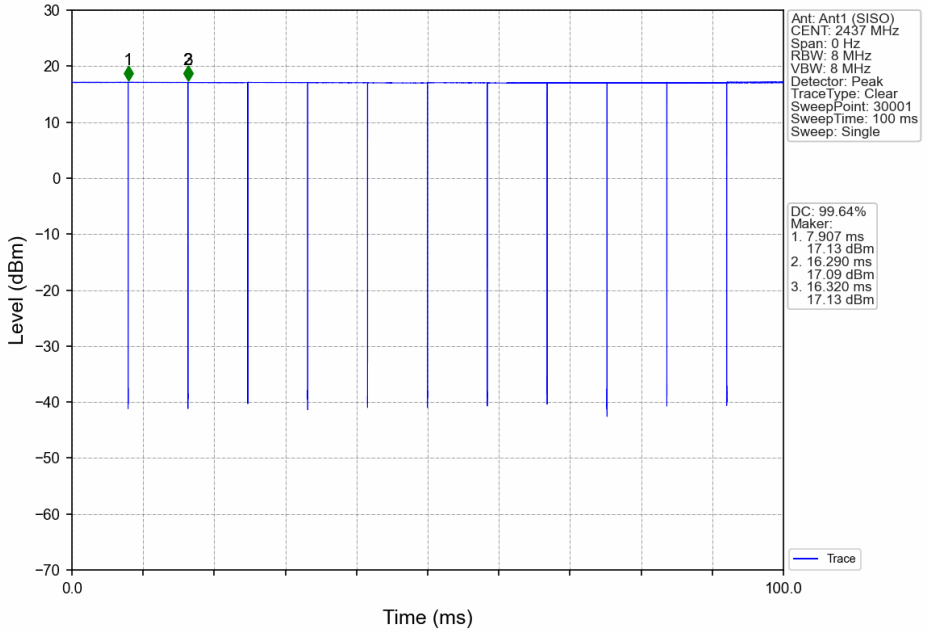


Total or partial reproduction of this document without permission of the Laboratory is not allowed.

BTF Testing Lab (Shenzhen) Co., Ltd.
F101, 201 and 301, Building 1, Block 2, Tantou Industrial Park, Tantou Community, Songgang Street, Bao'an District, Shenzhen, China

802.11b_HCH_2462MHz_Ant2 (SISO)_NTNV

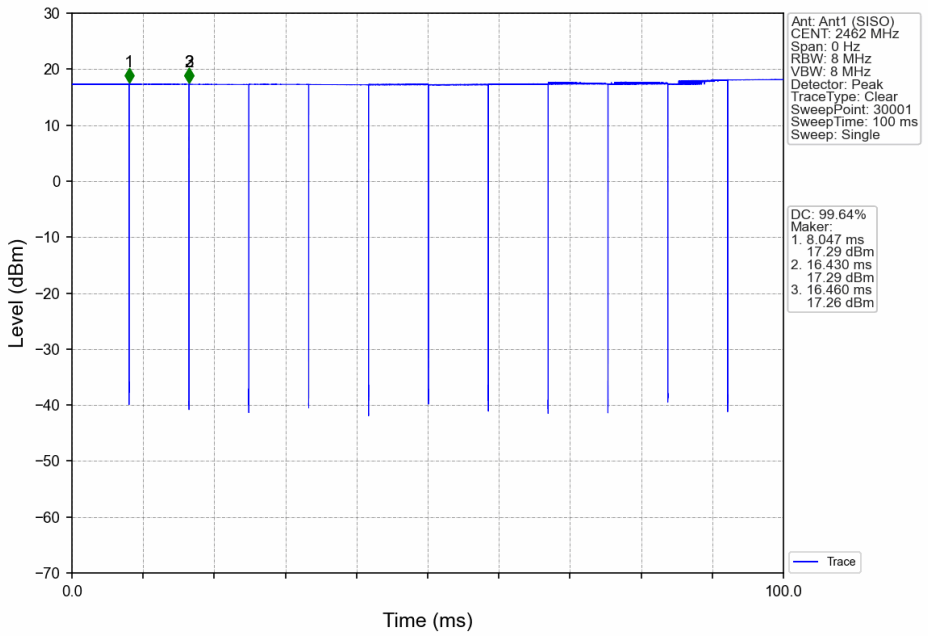


802.11g_LCH_2412MHz_Ant2 (SISO)_NTNV

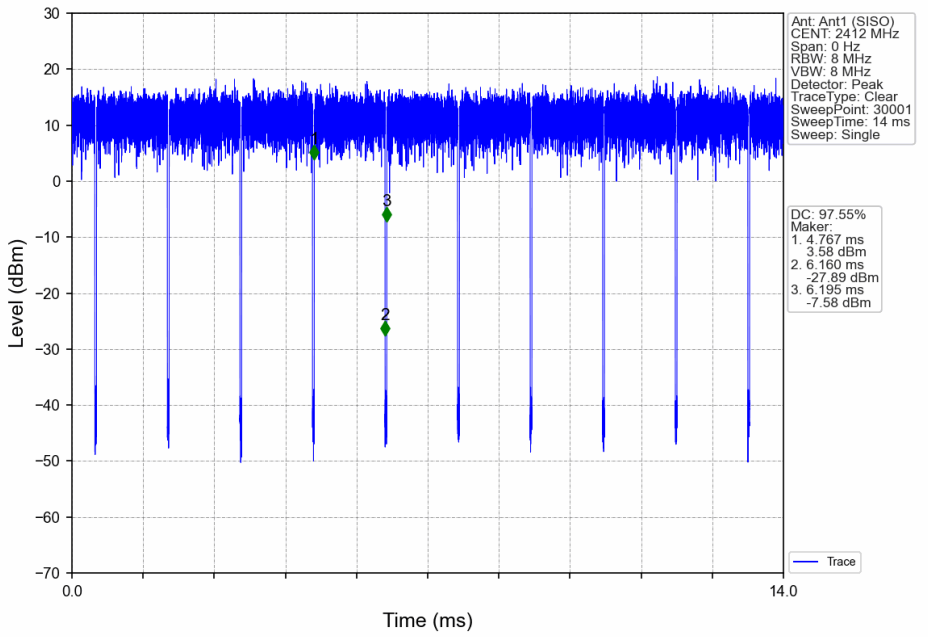


Total or partial reproduction of this document without permission of the Laboratory is not allowed.

BTF Testing Lab (Shenzhen) Co., Ltd.
F101, 201 and 301, Building 1, Block 2, Tantou Industrial Park, Tantou Community, Songgang Street, Bao'an District, Shenzhen, China

802.11g_MCH_2437MHz_Ant2 (SISO)_NTNV

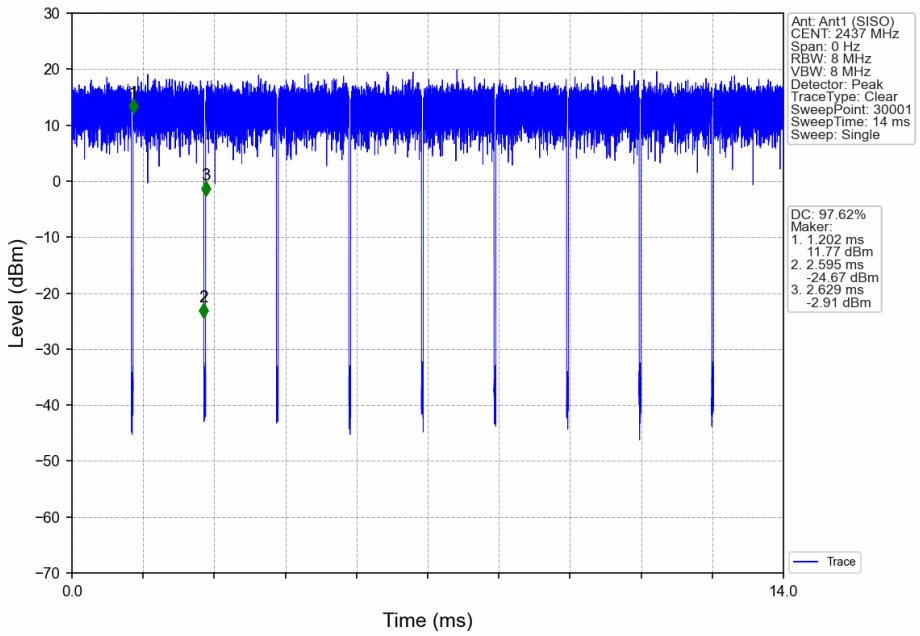


802.11g_HCH_2462MHz_Ant2 (SISO)_NTNV

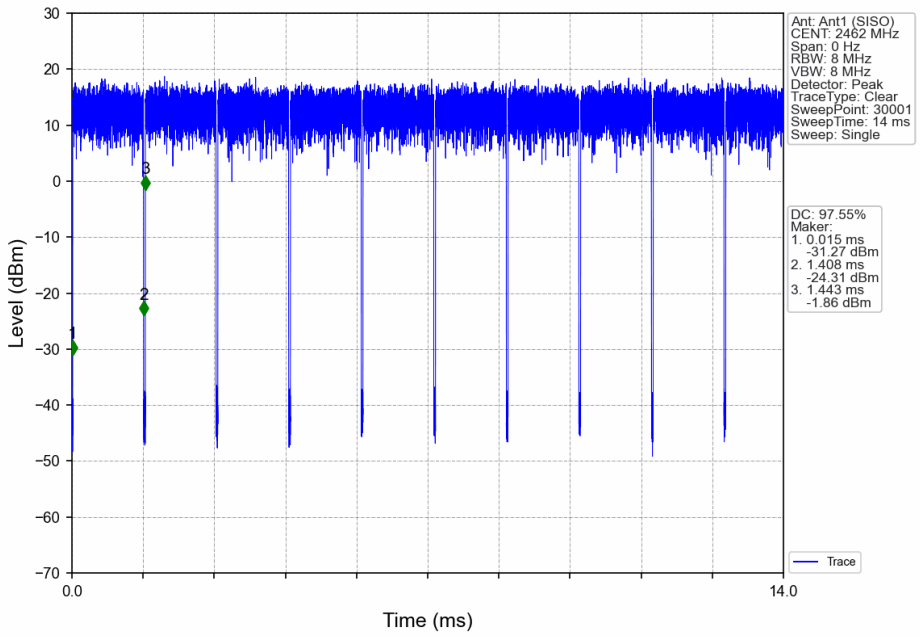


Total or partial reproduction of this document without permission of the Laboratory is not allowed.
BTF Testing Lab (Shenzhen) Co., Ltd.
F101, 201 and 301, Building 1, Block 2, Tantou Industrial Park, Tantou Community, Songgang Street, Bao'an District, Shenzhen, China

802.11n(HT20)_LCH_2412MHz_Ant2 (MIMO)_NTNV

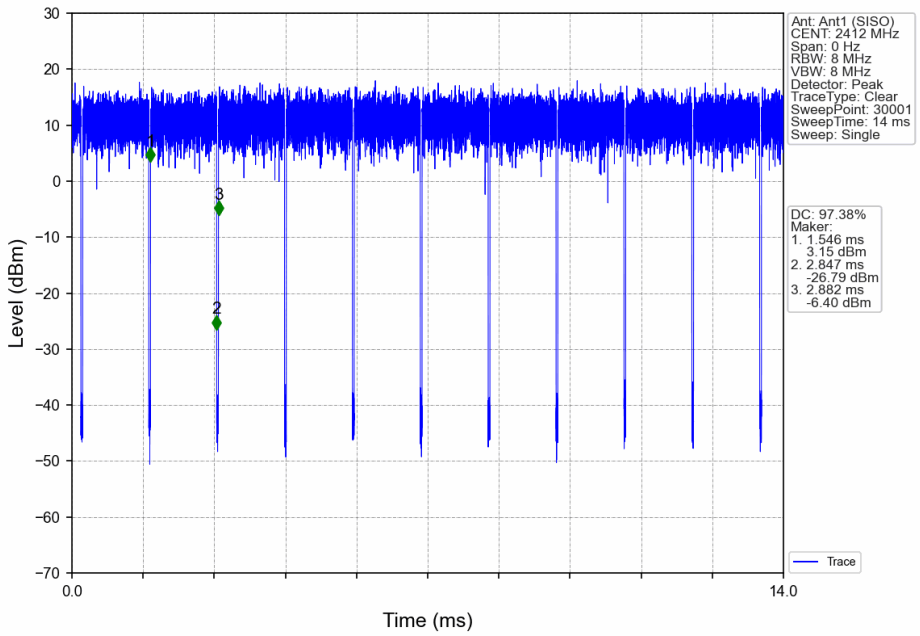


802.11n(HT20)_MCH_2437MHz_Ant2 (MIMO)_NTNV

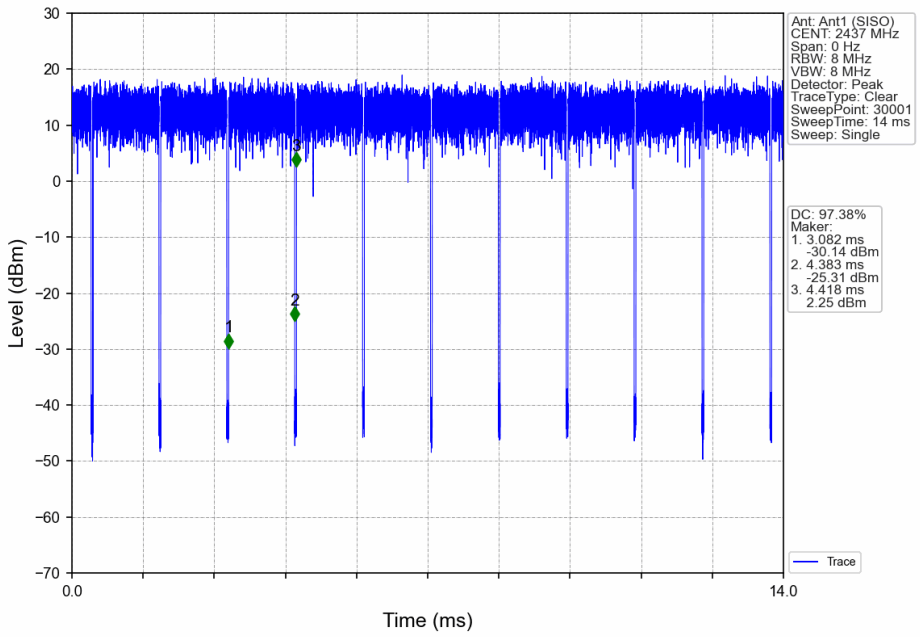


Total or partial reproduction of this document without permission of the Laboratory is not allowed.
BTF Testing Lab (Shenzhen) Co., Ltd.
F101, 201 and 301, Building 1, Block 2, Tantou Industrial Park, Tantou Community, Songgang Street, Bao'an District, Shenzhen, China

802.11n(HT20)_HCH_2462MHz_Ant2 (MIMO)_NTNV

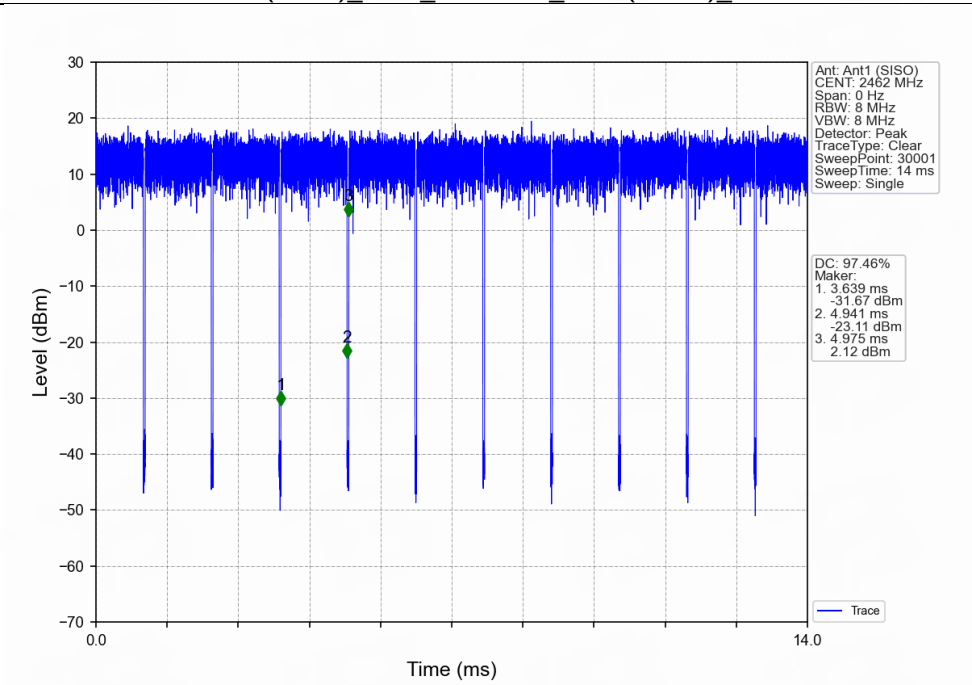

2. Bandwidth
2.1 OBW
2.1.1 Test Result

| Mode | TX Type | Frequency (MHz) | ANT | 99% Occupied Bandwidth (MHz) Result | Verdict |
|---|---|---|---|---|---|
| 802.11b | SISO | 2412 | 1 | 12.984 | Pass |
| | | 2437 | 1 | 12.944 | Pass |
| | | 2462 | 1 | 12.930 | Pass |
| 802.11g | SISO | 2412 | 1 | 17.517 | Pass |
| | | 2437 | 1 | 17.524 | Pass |
| | | 2462 | 1 | 17.559 | Pass |
| 802.11b | SISO | 2412 | 2 | 12.303 | Pass |
| | | 2437 | 2 | 12.359 | Pass |
| | | 2462 | 2 | 12.621 | Pass |
| 802.11g | SISO | 2412 | 2 | 17.653 | Pass |
| | | 2437 | 2 | 18.012 | Pass |
| | | 2462 | 2 | 17.833 | Pass |
| 802.11n (HT20) | MIMO | 2412 | 1&2 | 18.367 | Pass |
| | | 2437 | 1&2 | 18.421 | Pass |
| | | 2462 | 1&2 | 18.424 | Pass |

2.1.2 Test Graph

802.11b_LCH_2412MHz_Ant1 (SISO)_NTNV

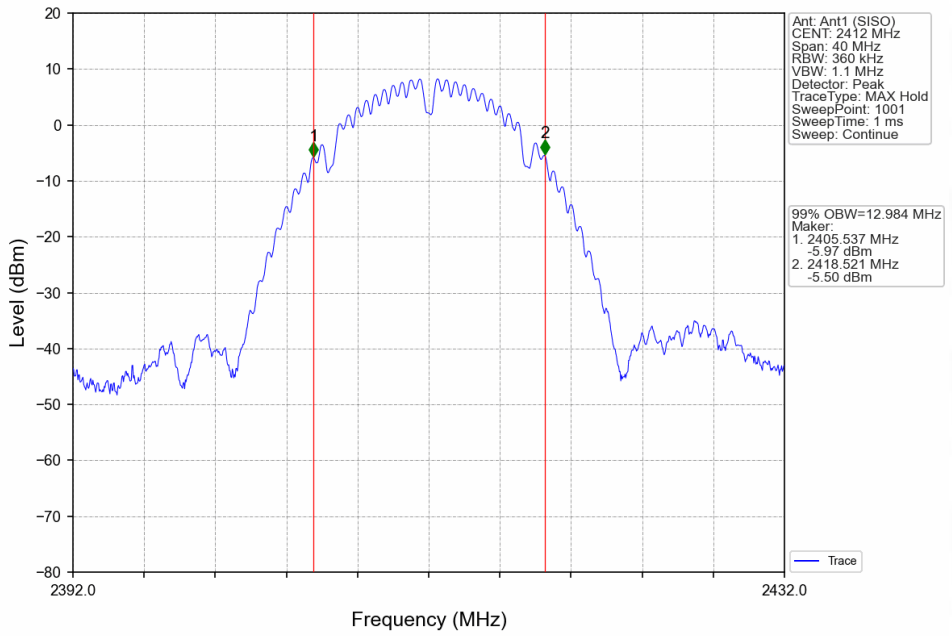


802.11b_MCH_2437MHz_Ant1 (SISO)_NTNV

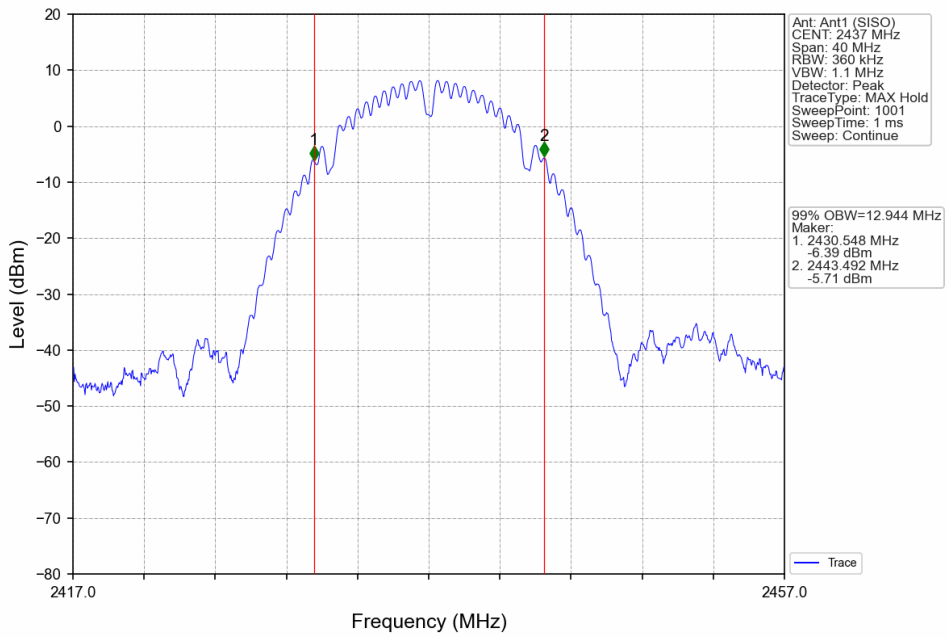


802.11b_HCH_2462MHz_Ant1 (SISO)_NTNV

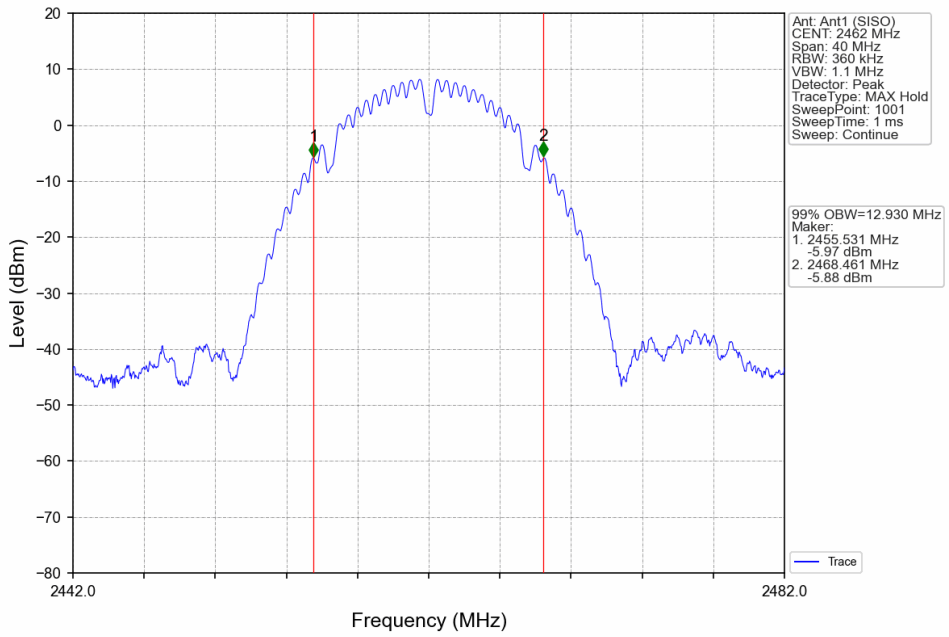


802.11g_LCH_2412MHz_Ant1 (SISO)_NTNV

Total or partial reproduction of this document without permission of the Laboratory is not allowed.
BTF Testing Lab (Shenzhen) Co., Ltd.
F101, 201 and 301, Building 1, Block 2, Tantou Industrial Park, Tantou Community, Songgang Street, Bao'an District, Shenzhen, China

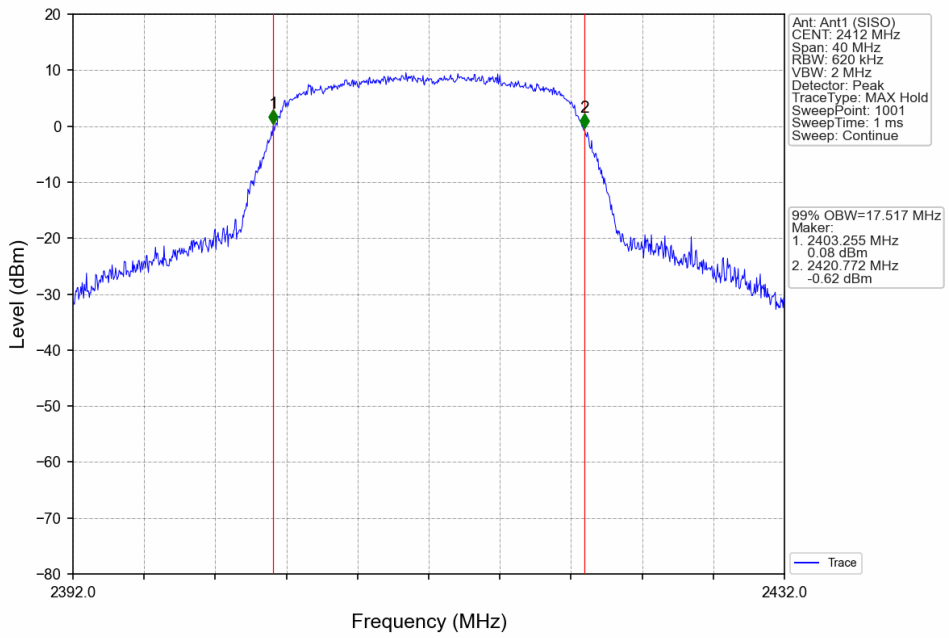


802.11g_MCH_2437MHz_Ant1 (SISO)_NTNV

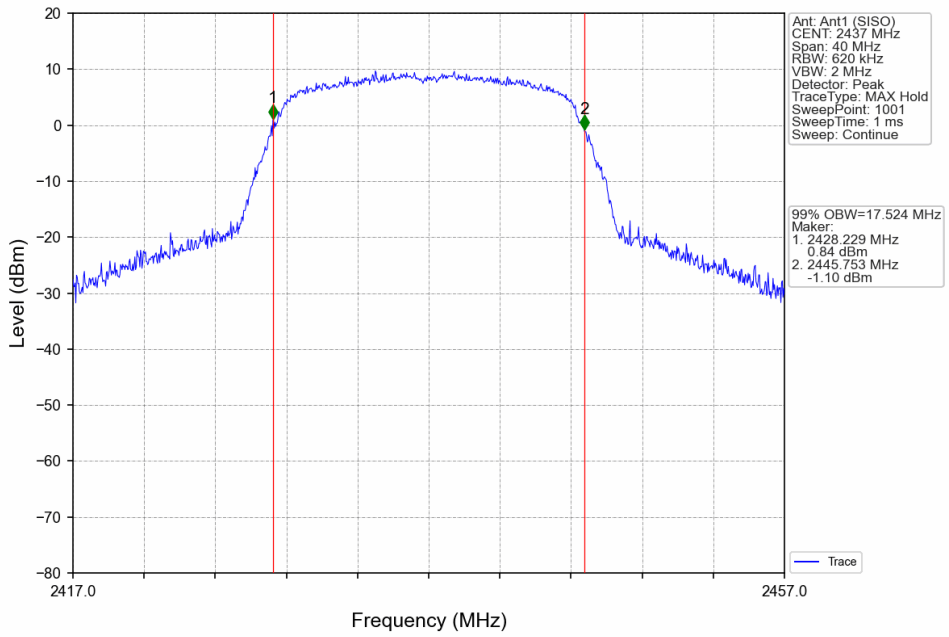


802.11g_HCH_2462MHz_Ant1 (SISO)_NTNV

Total or partial reproduction of this document without permission of the Laboratory is not allowed.
BTF Testing Lab (Shenzhen) Co., Ltd.
F101, 201 and 301, Building 1, Block 2, Tantou Industrial Park, Tantou Community, Songgang Street, Bao'an District, Shenzhen, China

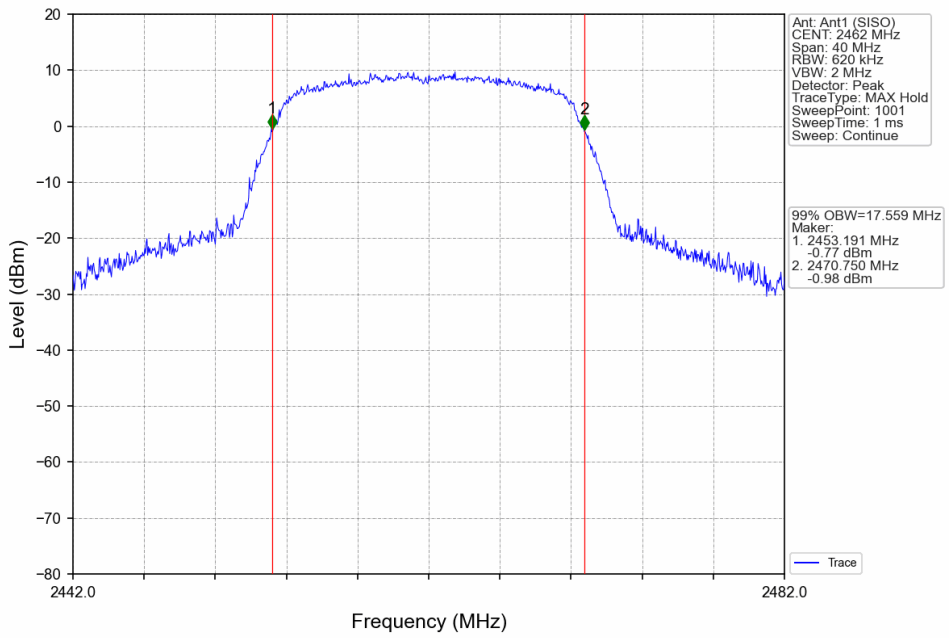


802.11b_LCH_2412MHz_Ant2 (SISO)_NTNV

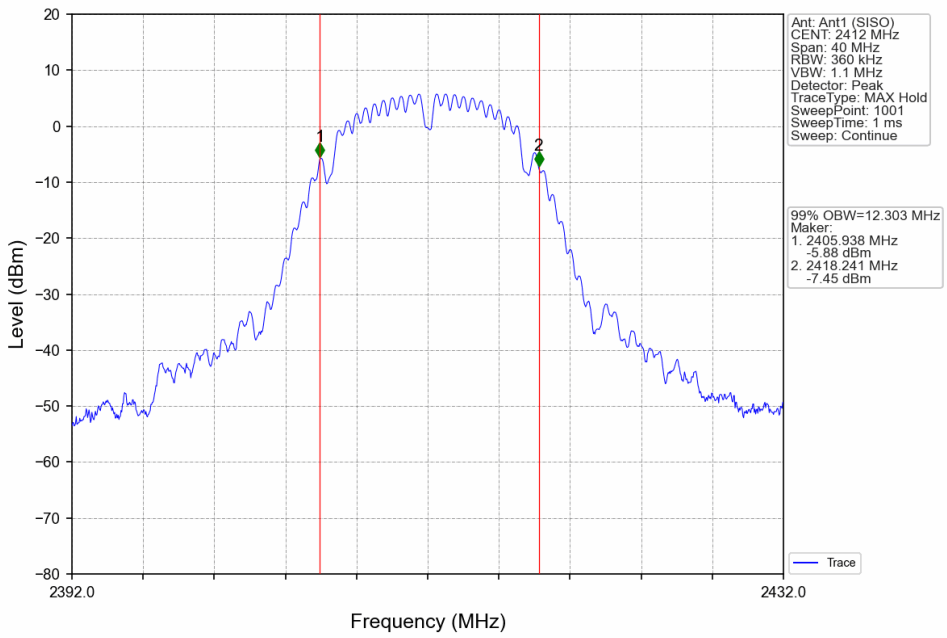


802.11b_MCH_2437MHz_Ant2 (SISO)_NTNV

Total or partial reproduction of this document without permission of the Laboratory is not allowed.
BTF Testing Lab (Shenzhen) Co., Ltd.
F101, 201 and 301, Building 1, Block 2, Tantou Industrial Park, Tantou Community, Songgang Street, Bao'an District, Shenzhen, China

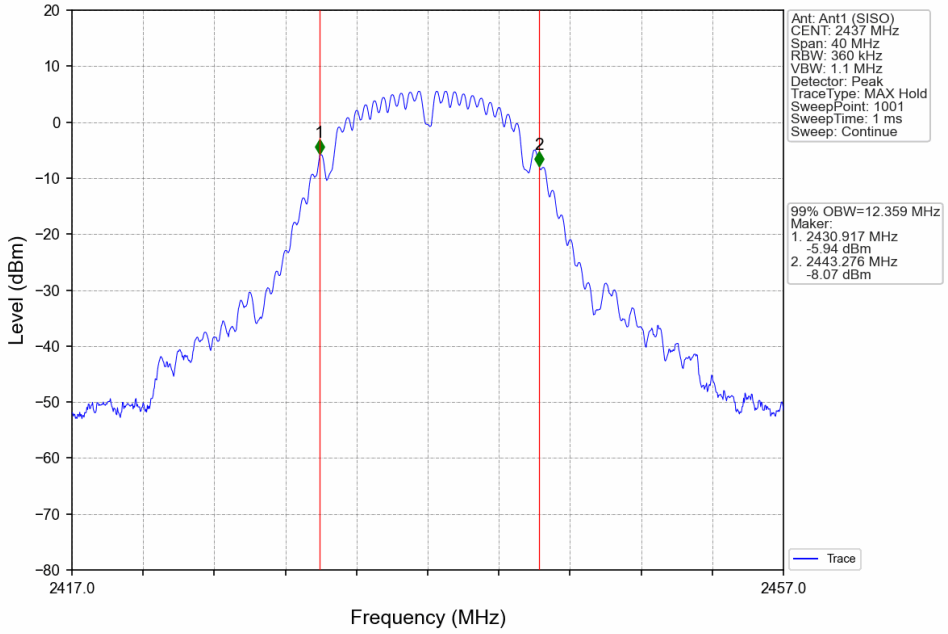


802.11b_HCH_2462MHz_Ant2 (SISO)_NTNV

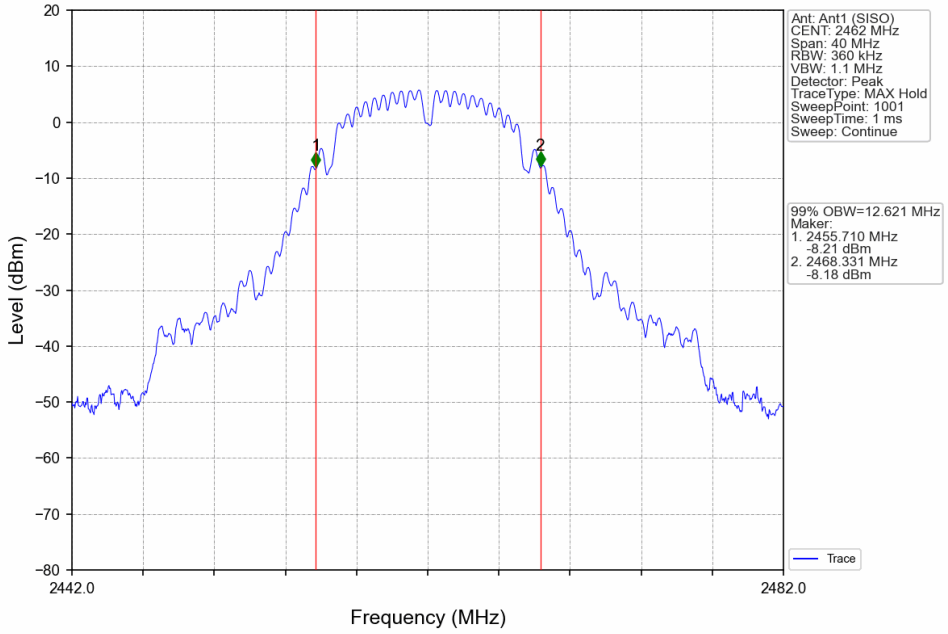


802.11g_LCH_2412MHz_Ant2 (SISO)_NTNV

Total or partial reproduction of this document without permission of the Laboratory is not allowed.
BTF Testing Lab (Shenzhen) Co., Ltd.
F101, 201 and 301, Building 1, Block 2, Tantou Industrial Park, Tantou Community, Songgang Street, Bao'an District, Shenzhen, China

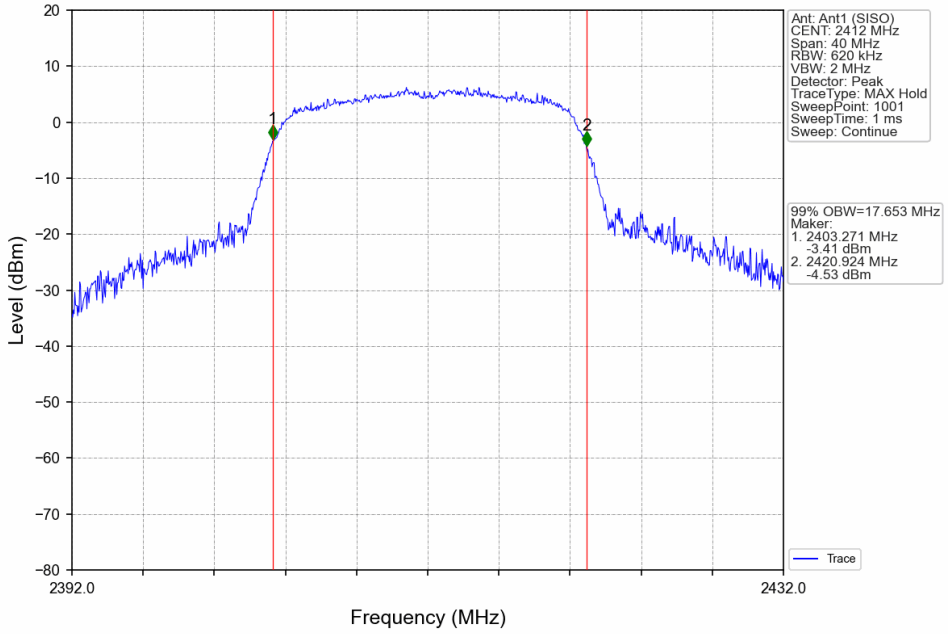


802.11g_MCH_2437MHz_Ant2 (SISO)_NTNV

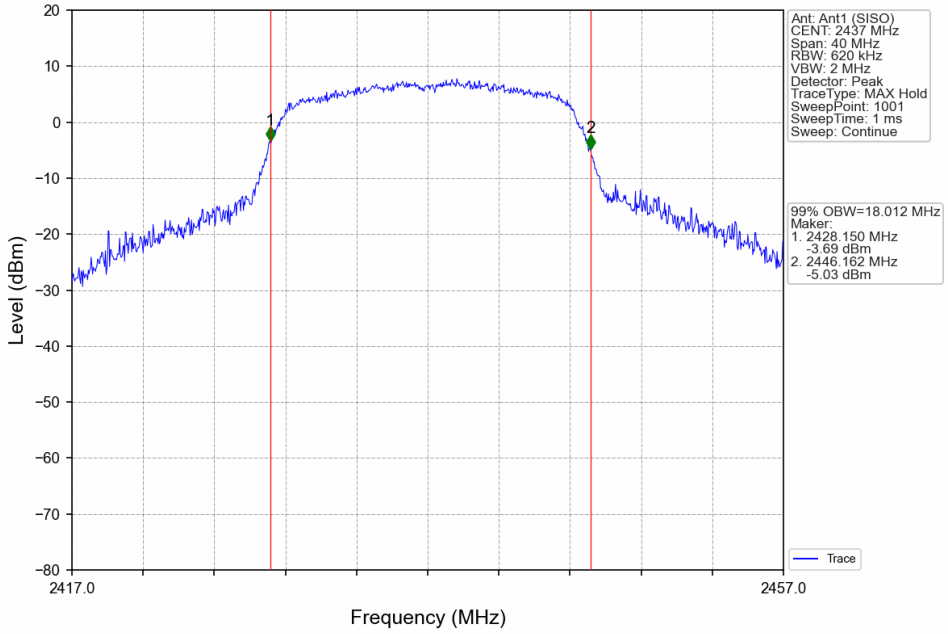


802.11g_HCH_2462MHz_Ant2 (SISO)_NTNV

Total or partial reproduction of this document without permission of the Laboratory is not allowed.
BTF Testing Lab (Shenzhen) Co., Ltd.
F101, 201 and 301, Building 1, Block 2, Tantou Industrial Park, Tantou Community, Songgang Street, Bao'an District, Shenzhen, China

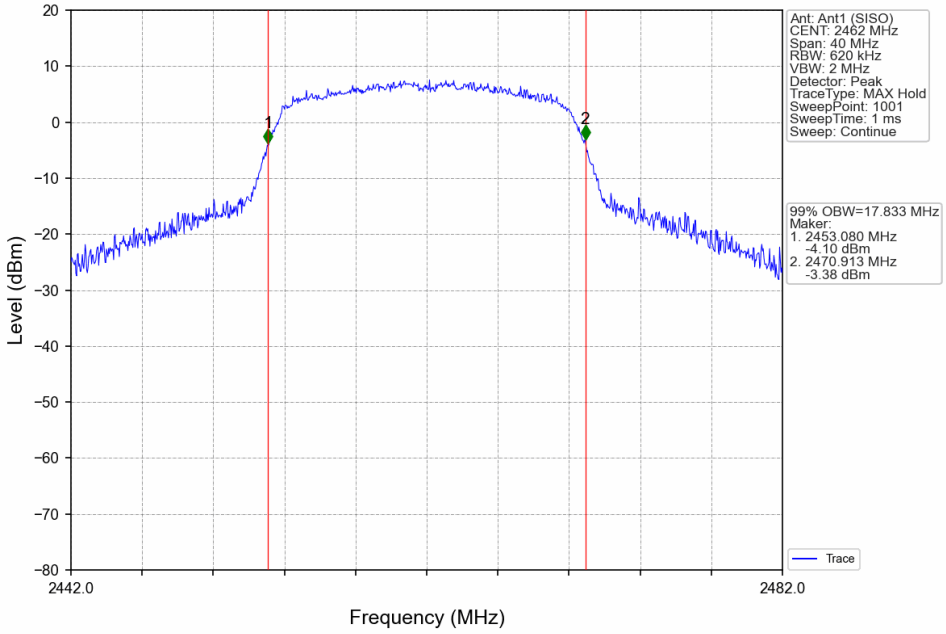


802.11n(HT20)_LCH_2412MHz_Ant1 (MIMO)_NTNV

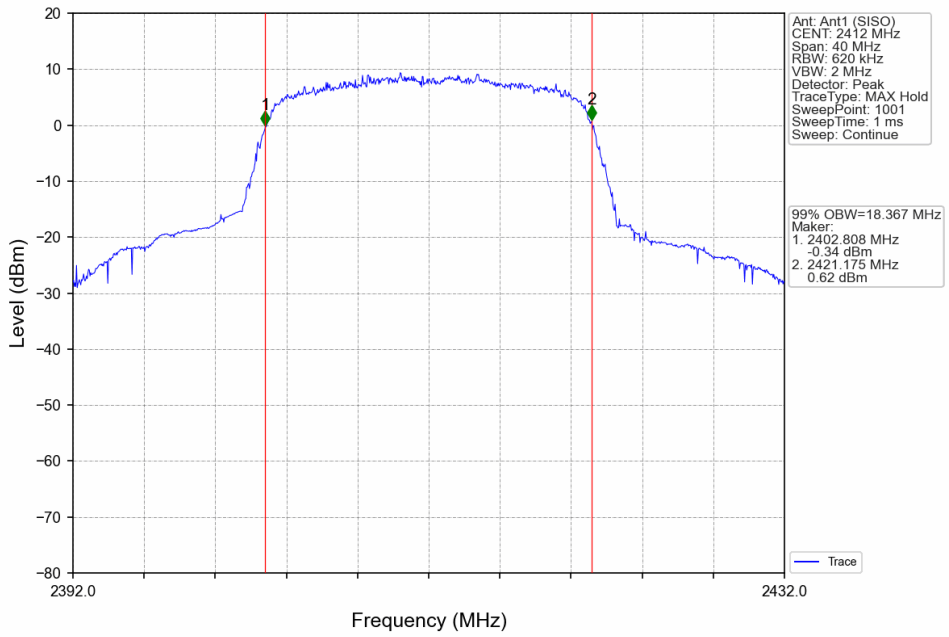


802.11n(HT20)_MCH_2437MHz_Ant1 (MIMO)_NTNV

Total or partial reproduction of this document without permission of the Laboratory is not allowed.
BTF Testing Lab (Shenzhen) Co., Ltd.
F101, 201 and 301, Building 1, Block 2, Tantou Industrial Park, Tantou Community, Songgang Street, Bao'an District, Shenzhen, China

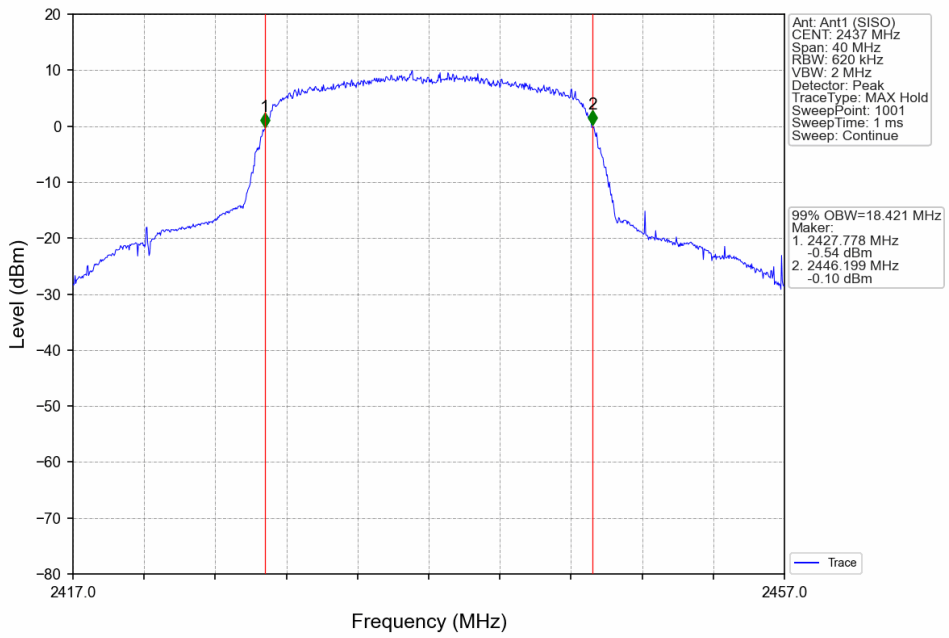


802.11n(HT20)_HCH_2462MHz_Ant1 (MIMO)_NTNV

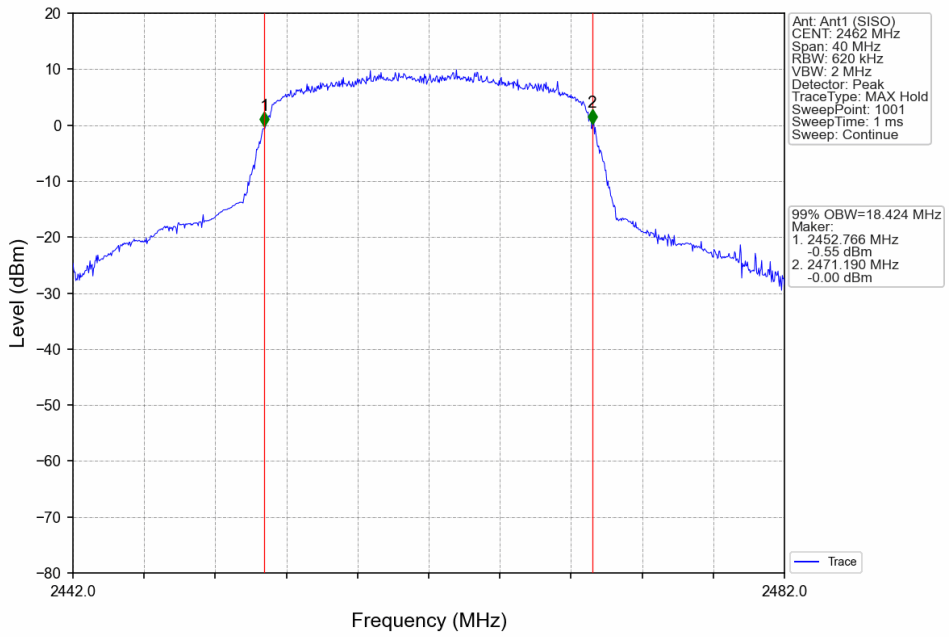


Total or partial reproduction of this document without permission of the Laboratory is not allowed.

BTF Testing Lab (Shenzhen) Co., Ltd.
F101, 201 and 301, Building 1, Block 2, Tantou Industrial Park, Tantou Community, Songgang Street, Bao'an District, Shenzhen, China

2.2 6dB BW

2.2.1 Test Result

| Mode | TX Type | Frequency (MHz) | ANT | 6dB Bandwidth (MHz) | | Verdict |
|---|---|---|---|---|---|---|
| | | | | Result | Limit | |
| 802.11b | SISO | 2412 | 1 | 8.095 | >=0.5 | Pass |
| | | 2437 | 1 | 8.078 | >=0.5 | Pass |
| | | 2462 | 1 | 8.087 | >=0.5 | Pass |
| 802.11g | SISO | 2412 | 1 | 15.173 | >=0.5 | Pass |
| | | 2437 | 1 | 15.530 | >=0.5 | Pass |
| | | 2462 | 1 | 15.166 | >=0.5 | Pass |
| 802.11b | SISO | 2412 | 1 | 9.122 | >=0.5 | Pass |
| | | 2437 | 2 | 9.106 | >=0.5 | Pass |
| | | 2462 | 2 | 10.026 | >=0.5 | Pass |
| 802.11g | SISO | 2412 | 2 | 15.476 | >=0.5 | Pass |
| | | 2437 | 2 | 15.352 | >=0.5 | Pass |
| | | 2462 | 2 | 15.174 | >=0.5 | Pass |
| 802.11n (HT20) | MIMO | 2412 | 1&2 | 15.348 | >=0.5 | Pass |
| | | 2437 | 1&2 | 15.142 | >=0.5 | Pass |
| | | 2462 | 1&2 | 15.173 | >=0.5 | Pass |

Total or partial reproduction of this document without permission of the Laboratory is not allowed.

BTF Testing Lab (Shenzhen) Co., Ltd.
F101, 201 and 301, Building 1, Block 2, Tantou Industrial Park, Tantou Community, Songgang Street, Bao'an District, Shenzhen, China

2.2.2 Test Graph

802.11b_LCH_2412MHz_Ant1 (SISO)_NTNV

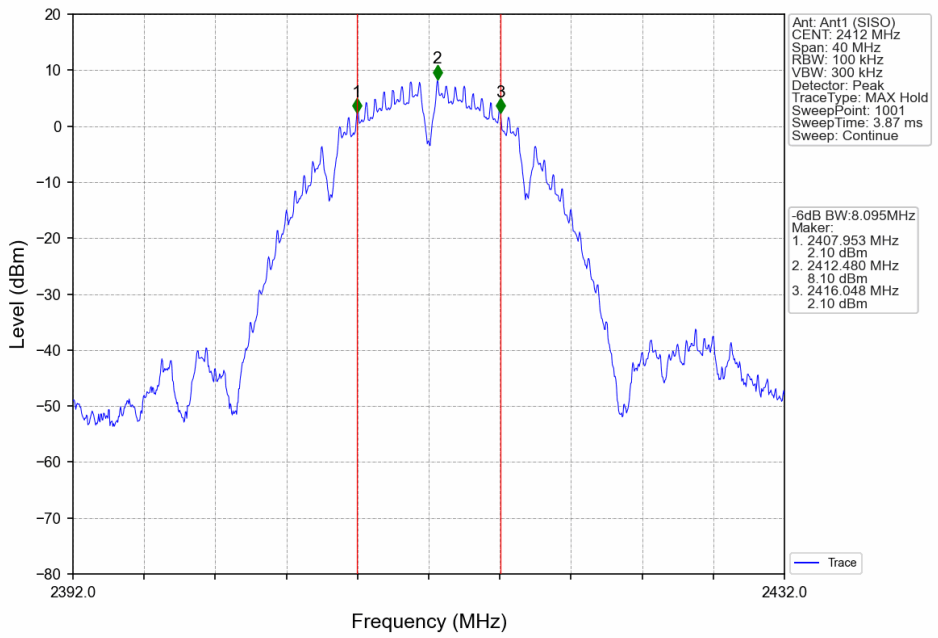


802.11b_MCH_2437MHz_Ant1 (SISO)_NTNV

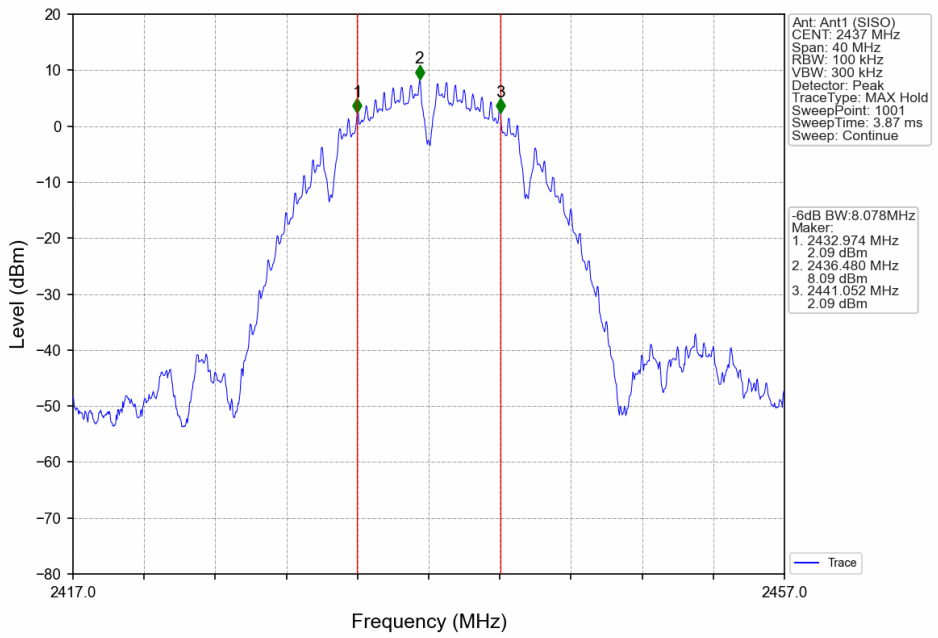


Total or partial reproduction of this document without permission of the Laboratory is not allowed.

BTF Testing Lab (Shenzhen) Co., Ltd.
F101, 201 and 301, Building 1, Block 2, Tantou Industrial Park, Tantou Community, Songgang Street, Bao'an District, Shenzhen, China

802.11b_HCH_2462MHz_Ant1 (SISO)_NTNV

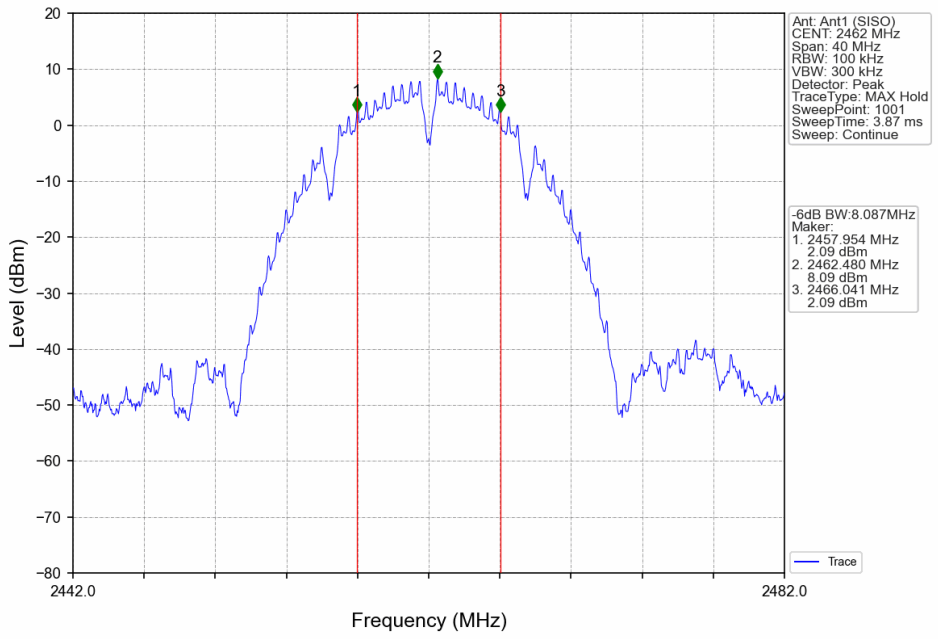


802.11g_LCH_2412MHz_Ant1 (SISO)_NTNV

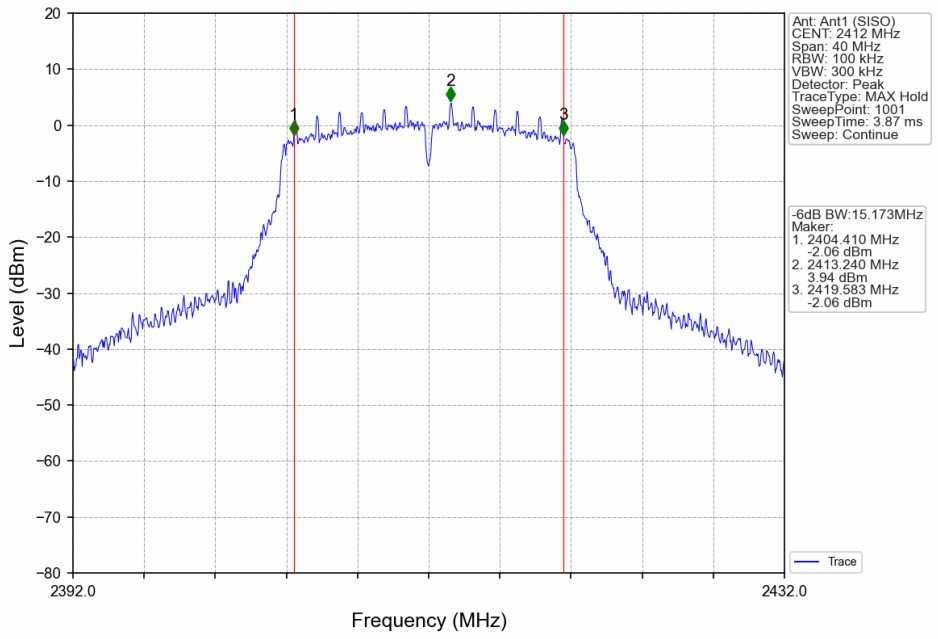


Total or partial reproduction of this document without permission of the Laboratory is not allowed.

BTF Testing Lab (Shenzhen) Co., Ltd.
F101, 201 and 301, Building 1, Block 2, Tantou Industrial Park, Tantou Community, Songgang Street, Bao'an District, Shenzhen, China

802.11g_MCH_2437MHz_Ant1 (SISO)_NTNV

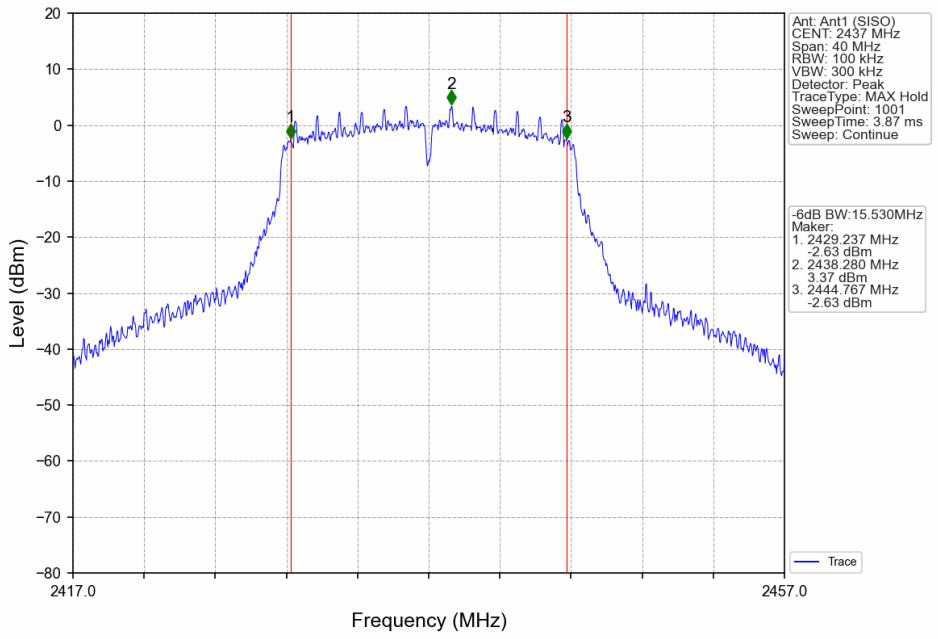


802.11g_HCH_2462MHz_Ant1 (SISO)_NTNV

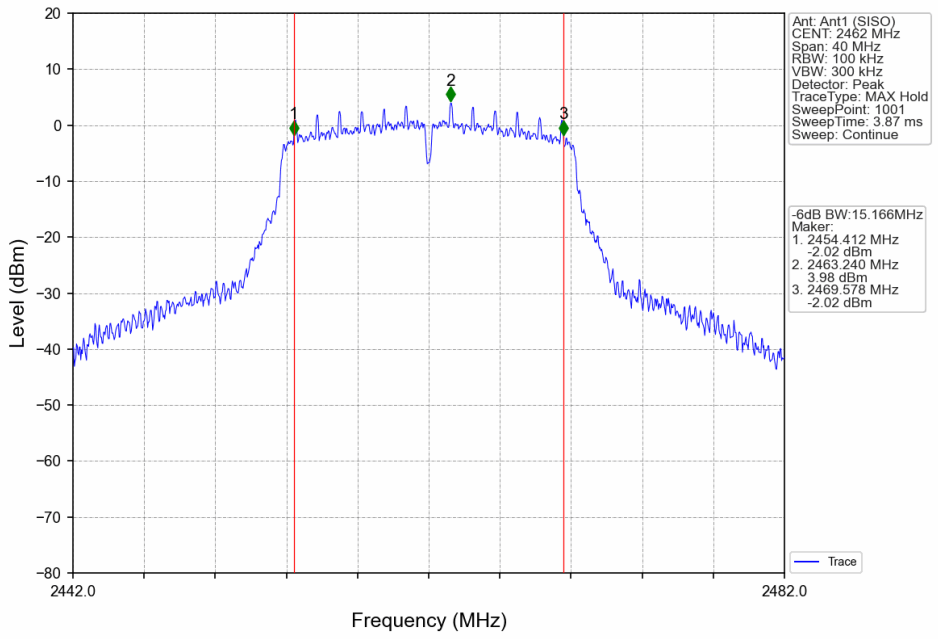


Total or partial reproduction of this document without permission of the Laboratory is not allowed.

BTF Testing Lab (Shenzhen) Co., Ltd.
F101, 201 and 301, Building 1, Block 2, Tantou Industrial Park, Tantou Community, Songgang Street, Bao'an District, Shenzhen, China

802.11b_LCH_2412MHz_Ant2 (SISO)_NTNV

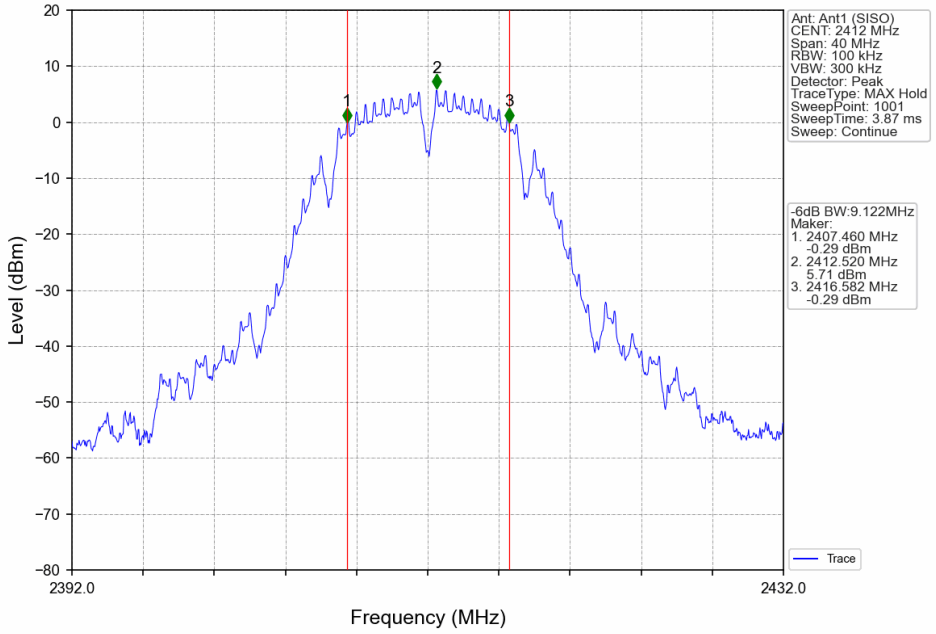


802.11b_MCH_2437MHz_Ant2 (SISO)_NTNV

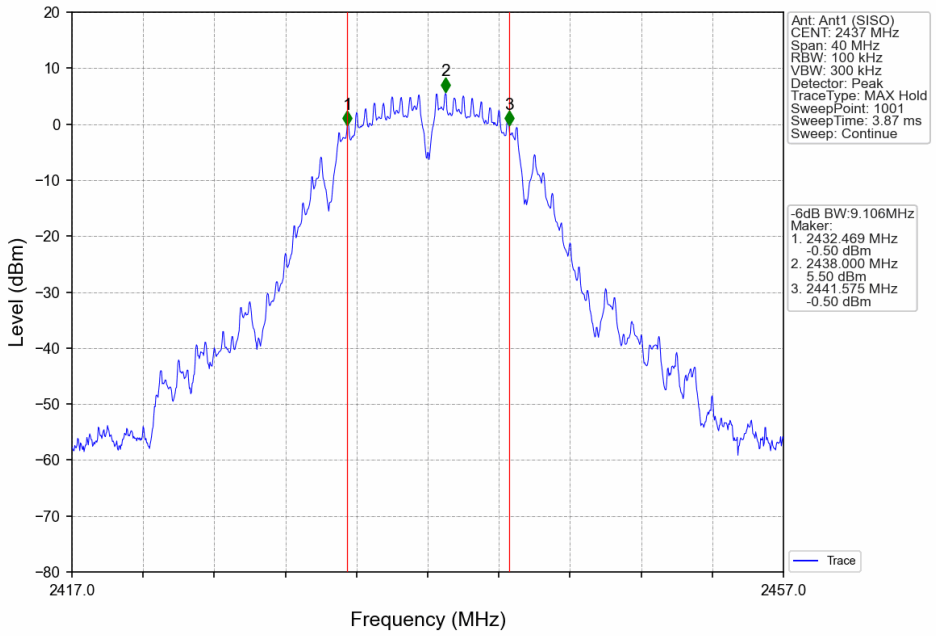


802.11b_HCH_2462MHz_Ant2 (SISO)_NTNV

Total or partial reproduction of this document without permission of the Laboratory is not allowed.
BTF Testing Lab (Shenzhen) Co., Ltd.
F101, 201 and 301, Building 1, Block 2, Tantou Industrial Park, Tantou Community, Songgang Street, Bao'an District, Shenzhen, China

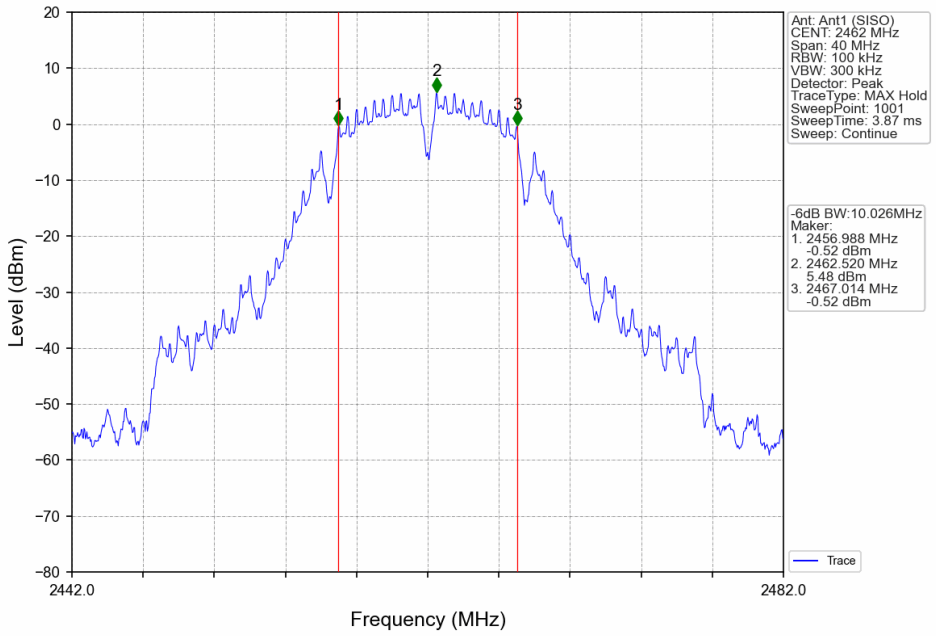


802.11g_LCH_2412MHz_Ant2 (SISO)_NTNV

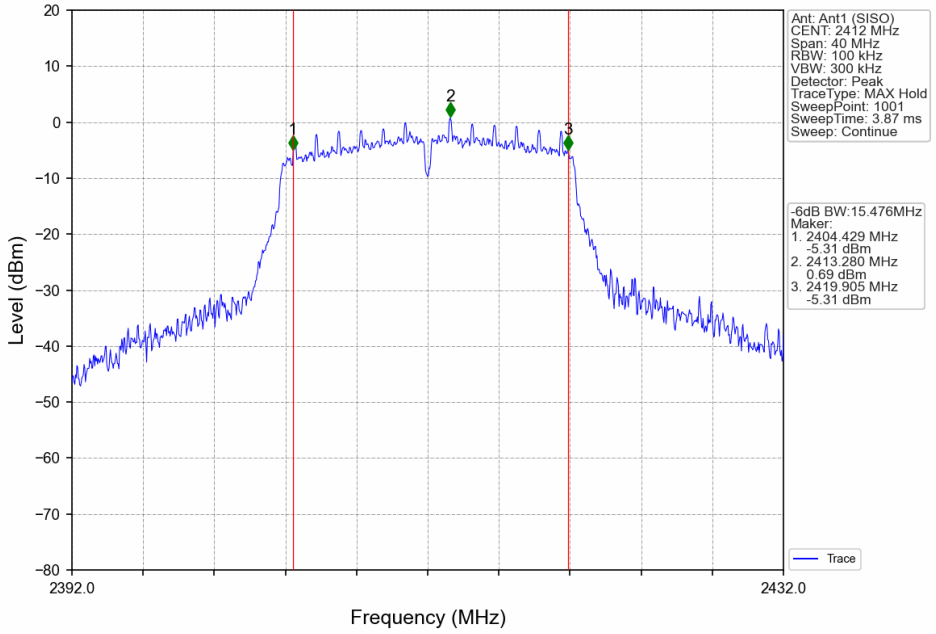


802.11g_MCH_2437MHz_Ant2 (SISO)_NTNV

Total or partial reproduction of this document without permission of the Laboratory is not allowed.
BTF Testing Lab (Shenzhen) Co., Ltd.
F101, 201 and 301, Building 1, Block 2, Tantou Industrial Park, Tantou Community, Songgang Street, Bao'an District, Shenzhen, China

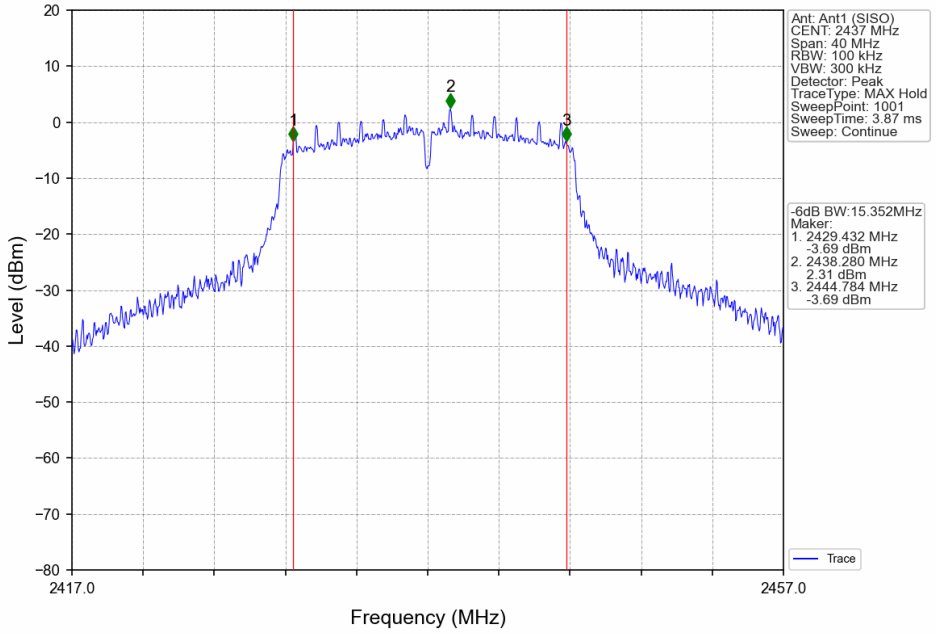


802.11g_HCH_2462MHz_Ant2 (SISO)_NTNV

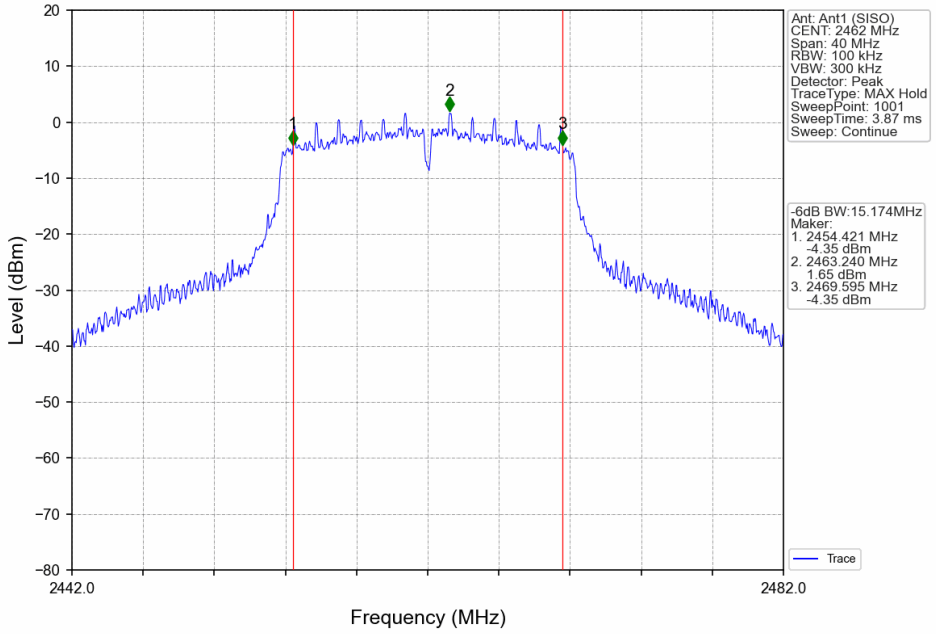


Total or partial reproduction of this document without permission of the Laboratory is not allowed.

BTF Testing Lab (Shenzhen) Co., Ltd.
F101, 201 and 301, Building 1, Block 2, Tantou Industrial Park, Tantou Community, Songgang Street, Bao'an District, Shenzhen, China

802.11n(HT20)_LCH_2412MHz_Ant1&2 (MIMO)_NTNV

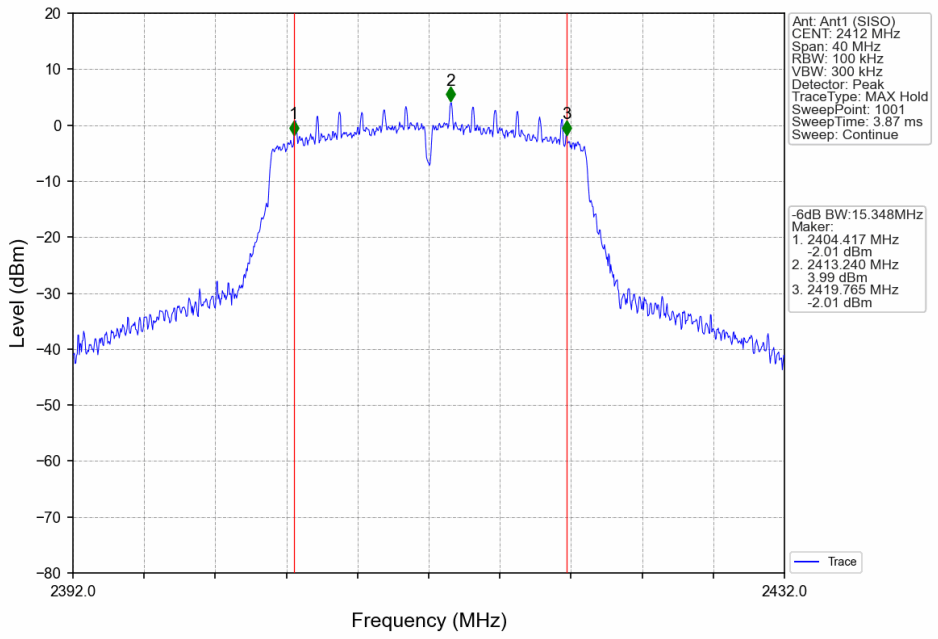


802.11n(HT20)_MCH_2437MHz_Ant1&2 (MIMO)_NTNV

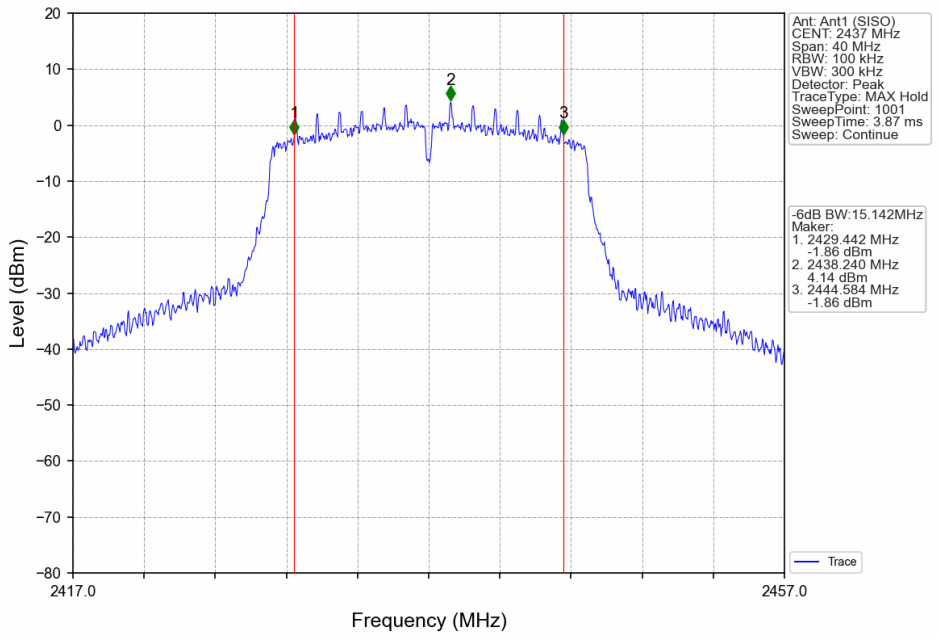


Total or partial reproduction of this document without permission of the Laboratory is not allowed.

BTF Testing Lab (Shenzhen) Co., Ltd.
F101, 201 and 301, Building 1, Block 2, Tantou Industrial Park, Tantou Community, Songgang Street, Bao'an District, Shenzhen, China

802.11n(HT20)_HCH_2462MHz_Ant1&2 (MIMO)_NTNV

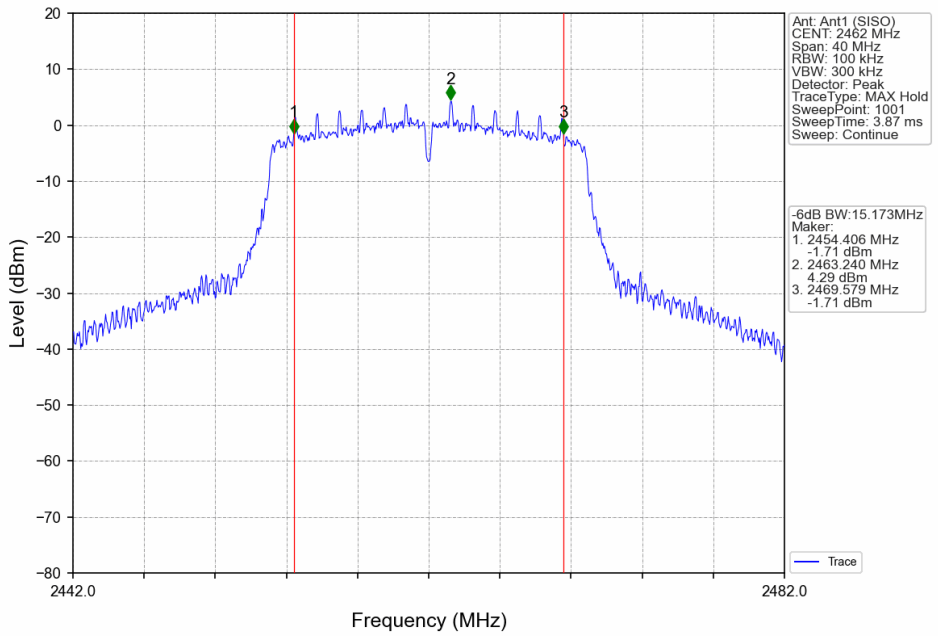

3. Maximum Conducted Output Power
3.1 Power
3.1.1 Test Result

| Mode | TX Type | Frequency (MHz) | Maximum Peak Conducted Output Power (dBm) | | | | Verdict |
|---|---|---|---|---|---|---|---|
| | | | ANT1 | ANT2 | MIMO | Limit | |
| 802.11b | SISO | 2412 | 13.91 | 16.65 | / | <=30 | Pass |
| | | 2437 | 13.96 | 16.45 | / | <=30 | Pass |
| | | 2462 | 13.96 | 16.83 | / | <=30 | Pass |
| 802.11g | SISO | 2412 | 17.41 | 18.20 | / | <=30 | Pass |
| | | 2437 | 17.33 | 19.58 | / | <=30 | Pass |
| | | 2462 | 17.23 | 19.51 | / | <=30 | Pass |
| 802.11n (HT20) | MIMO | 2412 | 17.15 | 18.17 | 20.70 | <=30 | Pass |
| | | 2437 | 17.06 | 19.48 | 21.45 | <=30 | Pass |
| | | 2462 | 17.11 | 19.34 | 21.38 | <=30 | Pass |

Note1: Antenna Gain: Ant1: 2.00dBi; Ant2: 2.00dBi;
Note2: Directional Gain: Uncorrelated(Directional Gain = Ant Gain)

4. Maximum Power Spectral Density
4.1 PSD
4.1.1 Test Result

| Mode | TX Type | Frequency (MHz) | Maximum PSD (dBm/3kHz) | | | | Verdict |
|---|---|---|---|---|---|---|---|
| | | | ANT1 | ANT2 | MIMO | Limit | |
| 802.11b | SISO | 2412 | -6.32 | -4.70 | / | <=8 | Pass |
| | | 2437 | -6.55 | -8.49 | / | <=8 | Pass |
| | | 2462 | -7.50 | -8.98 | / | <=8 | Pass |
| 802.11g | SISO | 2412 | -10.52 | -13.95 | / | <=8 | Pass |
| | | 2437 | -10.27 | -13.15 | / | <=8 | Pass |
| | | 2462 | -11.96 | -13.15 | / | <=8 | Pass |
| 802.11n (HT20) | MIMO | 2412 | -11.75 | -15.43 | -10.20 | <=8 | Pass |
| | | 2437 | -10.71 | -13.06 | -8.71 | <=8 | Pass |
| | | 2462 | -11.10 | -12.18 | -8.59 | <=8 | Pass |

Note1: Antenna Gain: Ant1: 2.0dBi; Ant2: 2.0dBi;
Note2: Directional Gain: Uncorrelated(Directional Gain = Ant Gain)

Total or partial reproduction of this document without permission of the Laboratory is not allowed.

BTF Testing Lab (Shenzhen) Co., Ltd.
F101, 201 and 301, Building 1, Block 2, Tantou Industrial Park, Tantou Community, Songgang Street, Bao'an District, Shenzhen, China

4.1.2 Test Graph

802.11b_LCH_2412MHz_Ant1 (SISO)_NTNV

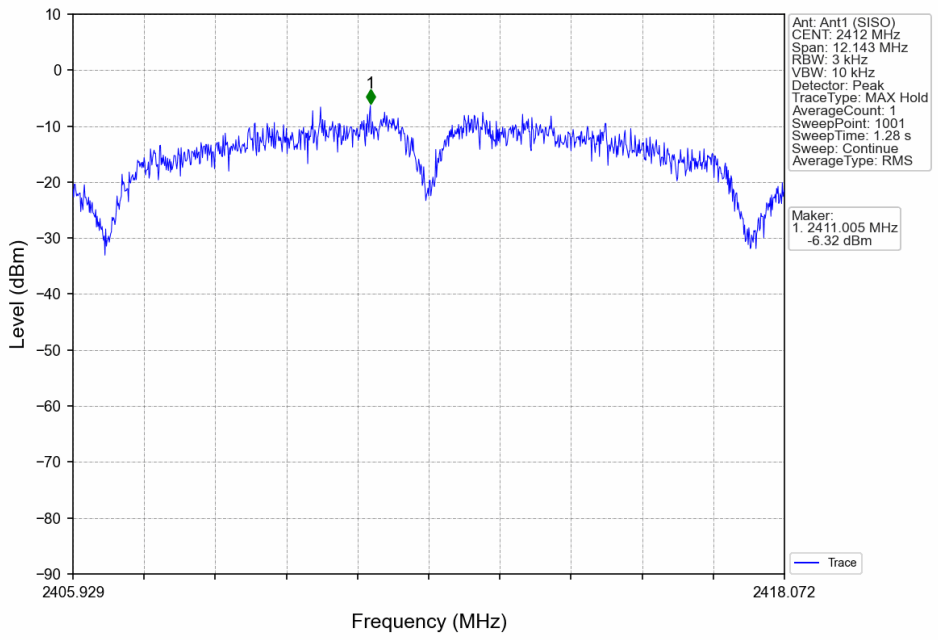


802.11b_MCH_2437MHz_Ant1 (SISO)_NTNV

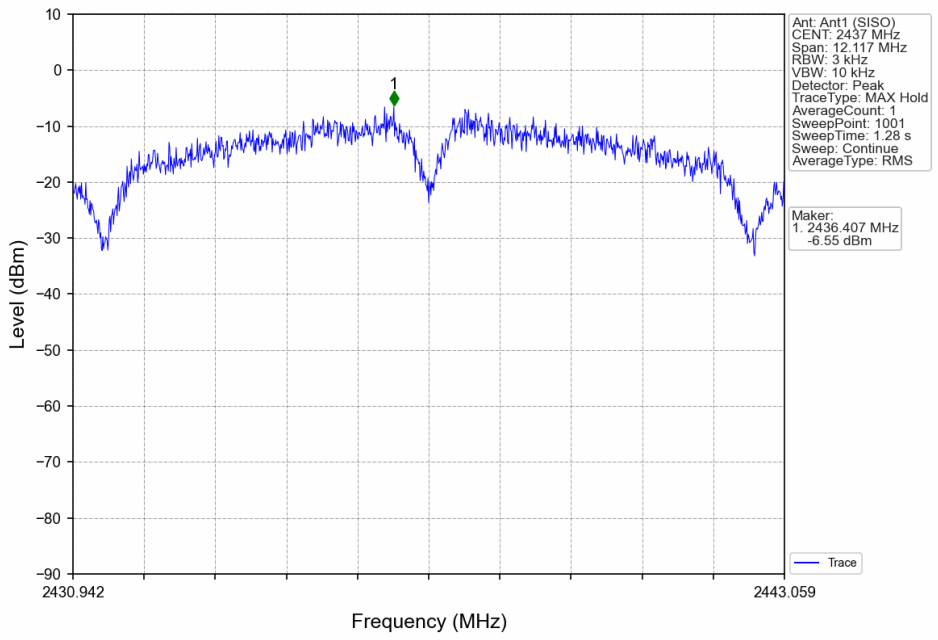


Total or partial reproduction of this document without permission of the Laboratory is not allowed.

BTF Testing Lab (Shenzhen) Co., Ltd.
F101, 201 and 301, Building 1, Block 2, Tantou Industrial Park, Tantou Community, Songgang Street, Bao'an District, Shenzhen, China

802.11b_HCH_2462MHz_Ant1 (SISO)_NTNV

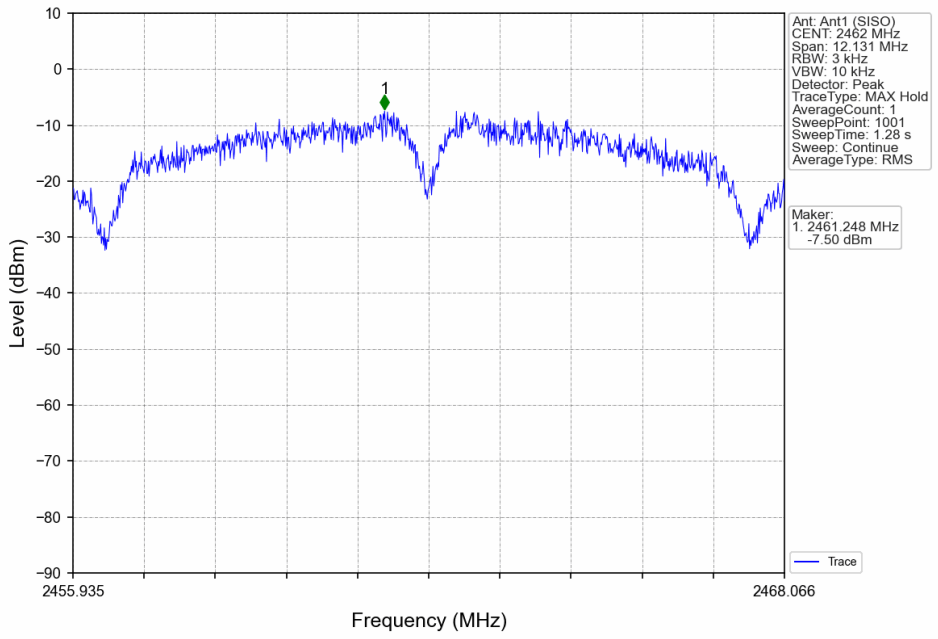


802.11g_LCH_2412MHz_Ant1 (SISO)_NTNV

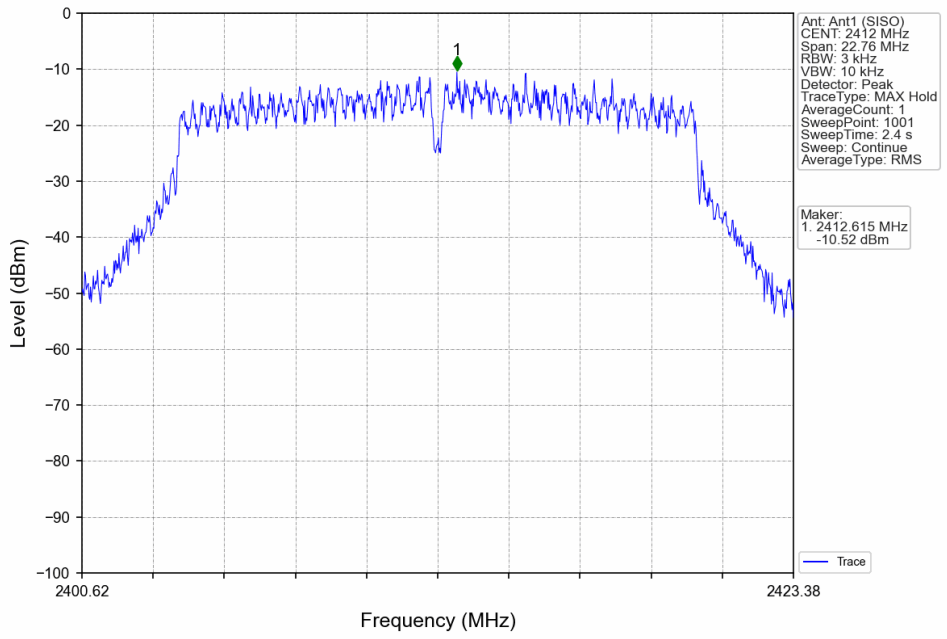


Total or partial reproduction of this document without permission of the Laboratory is not allowed.

BTF Testing Lab (Shenzhen) Co., Ltd.
F101, 201 and 301, Building 1, Block 2, Tantou Industrial Park, Tantou Community, Songgang Street, Bao'an District, Shenzhen, China

802.11g_MCH_2437MHz_Ant1 (SISO)_NTNV

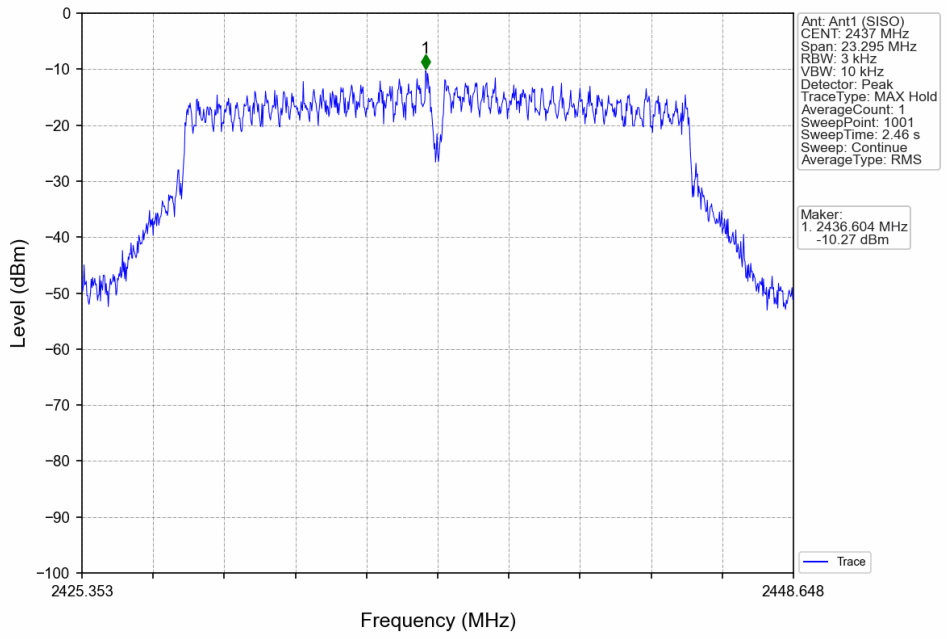


802.11g_HCH_2462MHz_Ant1 (SISO)_NTNV

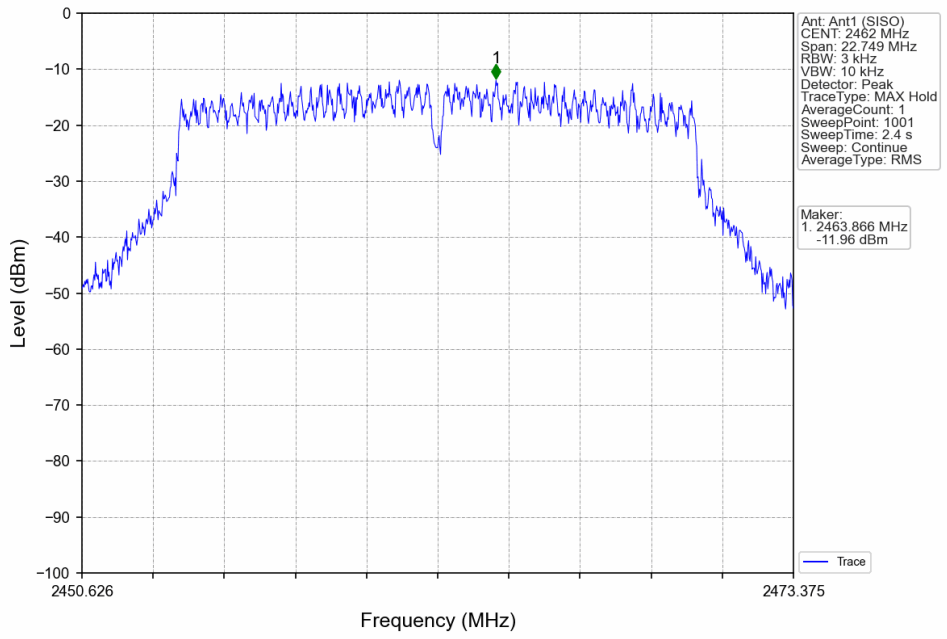


Total or partial reproduction of this document without permission of the Laboratory is not allowed.
BTF Testing Lab (Shenzhen) Co., Ltd.
F101, 201 and 301, Building 1, Block 2, Tantou Industrial Park, Tantou Community, Songgang Street, Bao'an District, Shenzhen, China

802.11n(HT20)_LCH_2412MHz_Ant1 (MIMO)_NTNV

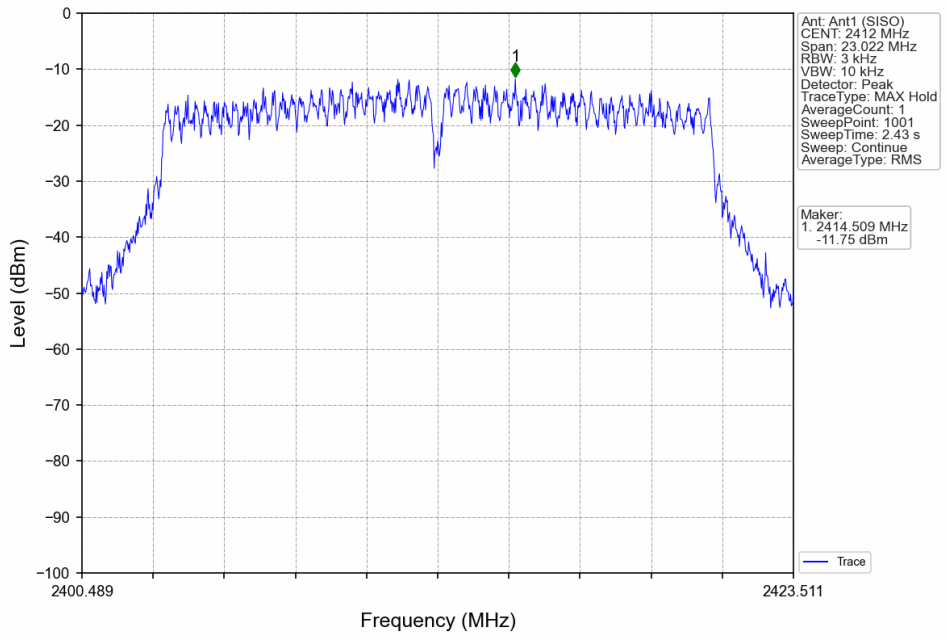


802.11n(HT20)_MCH_2437MHz_Ant1 (MIMO)_NTNV

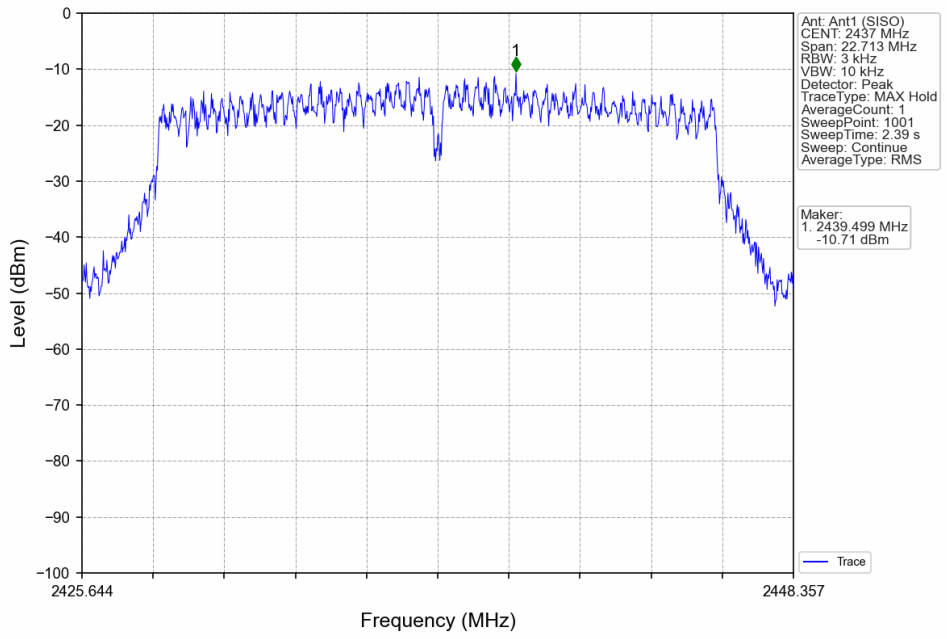


Total or partial reproduction of this document without permission of the Laboratory is not allowed.
BTF Testing Lab (Shenzhen) Co., Ltd.
F101, 201 and 301, Building 1, Block 2, Tantou Industrial Park, Tantou Community, Songgang Street, Bao'an District, Shenzhen, China

802.11n(HT20)_HCH_2462MHz_Ant1 (MIMO)_NTNV

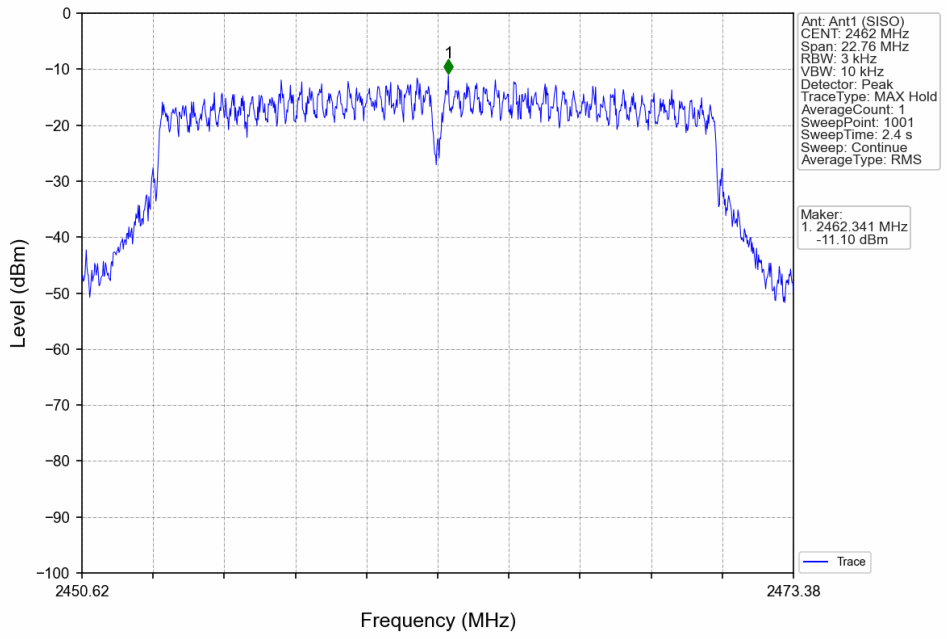


802.11b_LCH_2412MHz_Ant2 (SISO)_NTNV

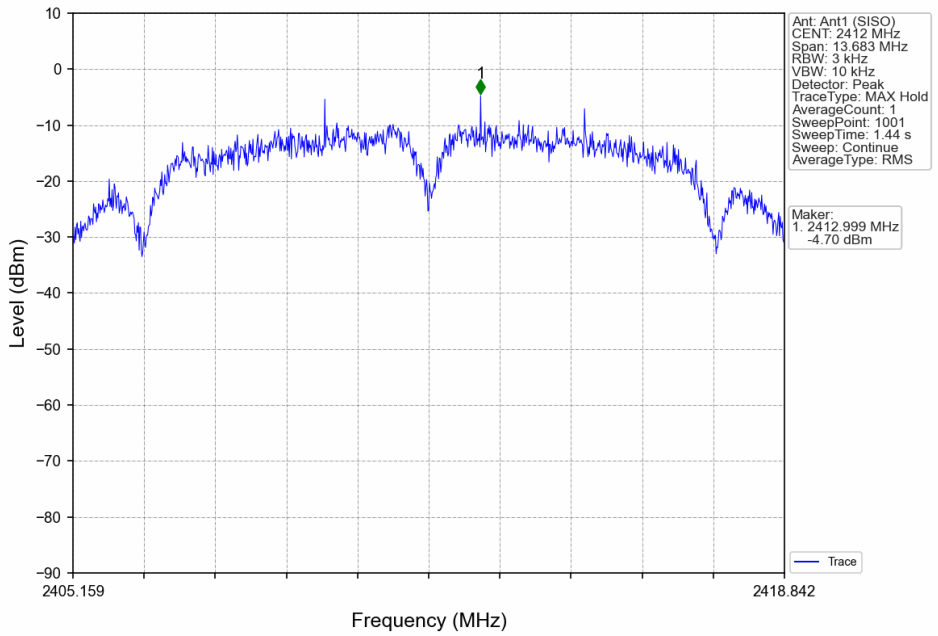


802.11b_MCH_2437MHz_Ant2 (SISO)_NTNV

Total or partial reproduction of this document without permission of the Laboratory is not allowed.
BTF Testing Lab (Shenzhen) Co., Ltd.
F101, 201 and 301, Building 1, Block 2, Tantou Industrial Park, Tantou Community, Songgang Street, Bao'an District, Shenzhen, China

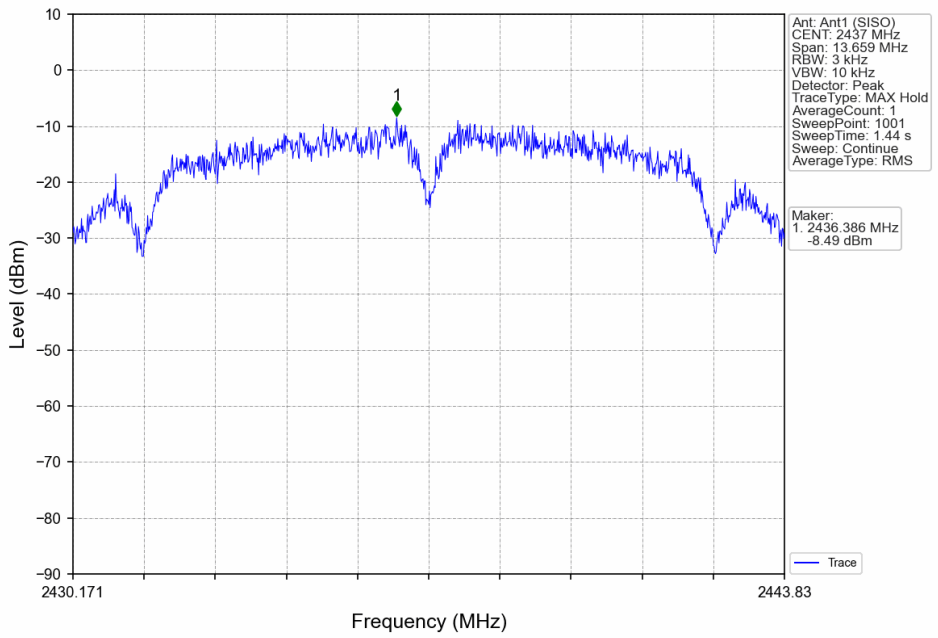


802.11b_HCH_2462MHz_Ant2 (SISO)_NTNV

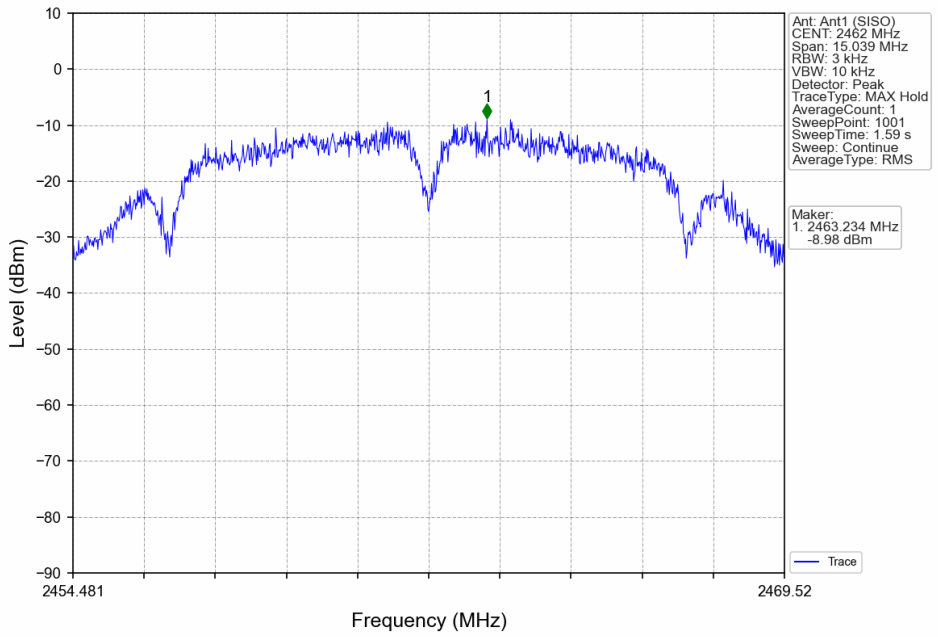


802.11g_LCH_2412MHz_Ant2 (SISO)_NTNV

Total or partial reproduction of this document without permission of the Laboratory is not allowed.
BTF Testing Lab (Shenzhen) Co., Ltd.
F101, 201 and 301, Building 1, Block 2, Tantou Industrial Park, Tantou Community, Songgang Street, Bao'an District, Shenzhen, China