OBW NVNT 3-DH5 2402MHz Ant1

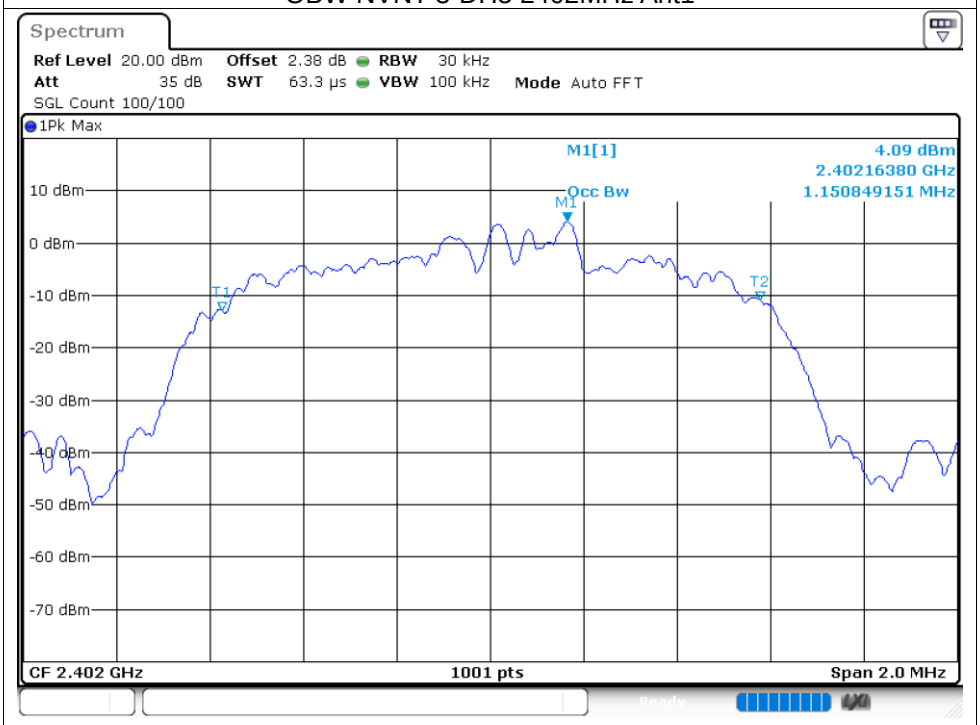

OBW NVNT 3-DH5 2441MHz Ant1

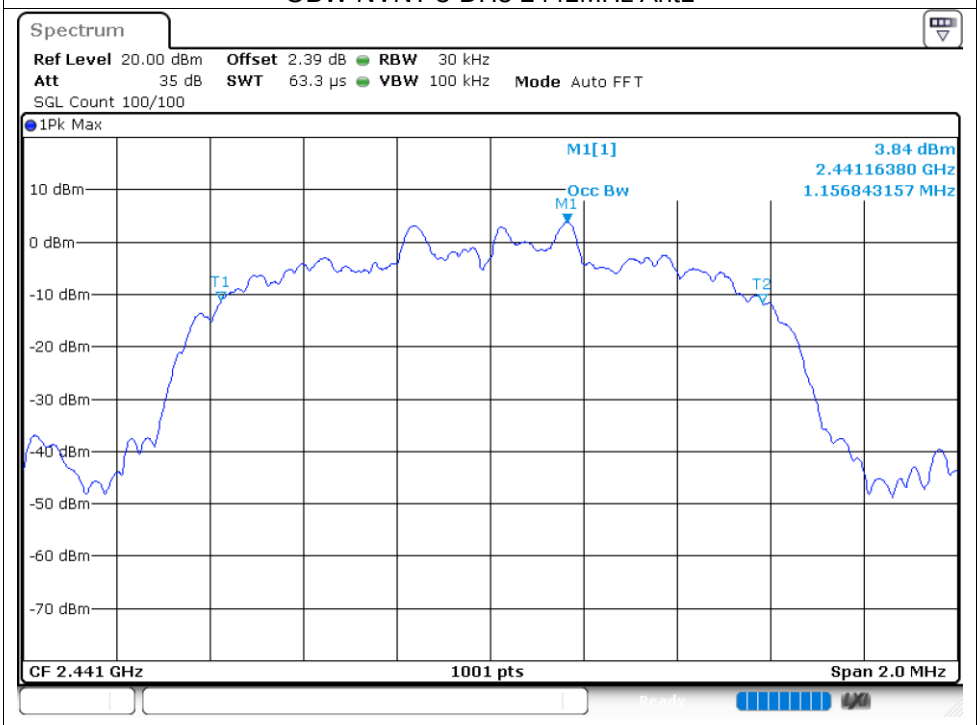

OBW NVNT 3-DH5 2480MHz Ant1

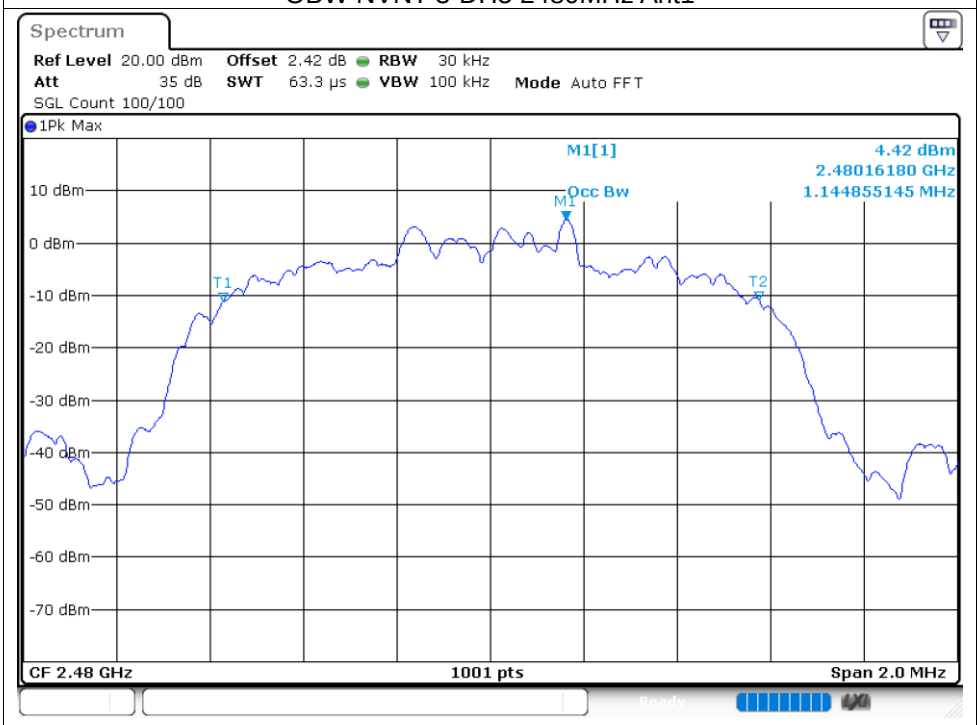

8.5 CARRIER FREQUENCIES SEPARATION

Condition	Mode	Antenna	Hopping Freq1 (MHz)	Hopping Freq2 (MHz)	HFS (MHz)	Limit (MHz)	Verdict
NVNT	1-DH5	Ant1	2402.058	2403.058	1	0.559	Pass
NVNT	1-DH5	Ant1	2441.162	2442.022	0.86	0.568	Pass
NVNT	1-DH5	Ant1	2479.056	2480.058	1.002	0.563	Pass
NVNT	2-DH5	Ant1	2402.076	2402.981	0.905	0.839	Pass
NVNT	2-DH5	Ant1	2440.82	2441.958	1.138	0.848	Pass
NVNT	2-DH5	Ant1	2479.083	2480.076	0.993	0.856	Pass
NVNT	3-DH5	Ant1	2401.978	2403.022	1.044	0.855	Pass
NVNT	3-DH5	Ant1	2440.979	2441.98	1.001	0.849	Pass
NVNT	3-DH5	Ant1	2478.978	2479.977	0.999	0.843	Pass

Test Graphs

CFS NVNT 1-DH5 2402MHz Ant1

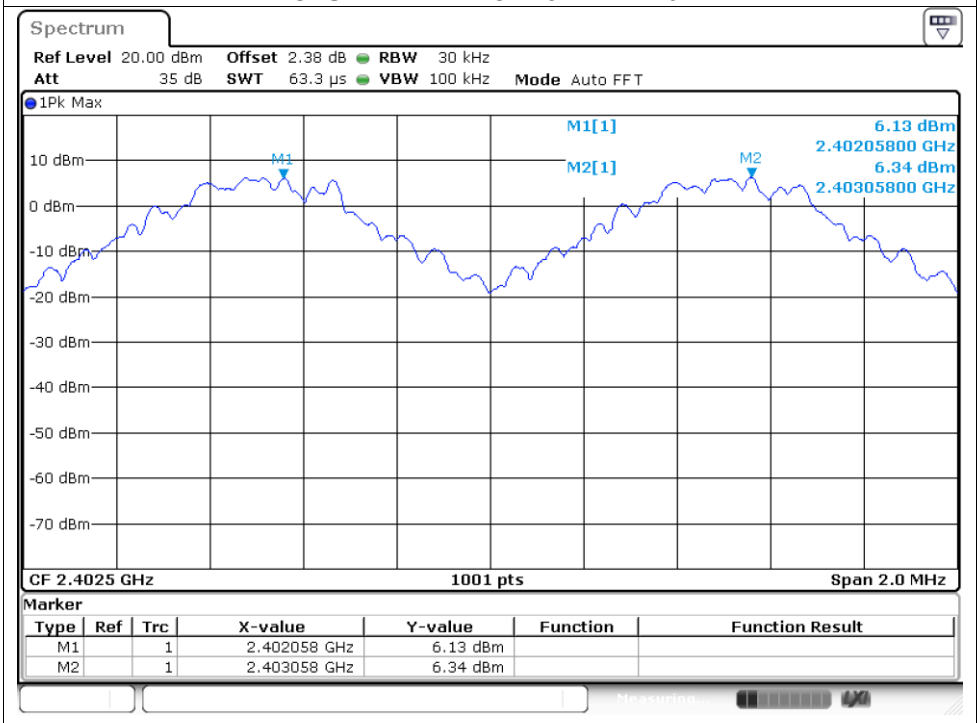

CFS NVNT 1-DH5 2441MHz Ant1

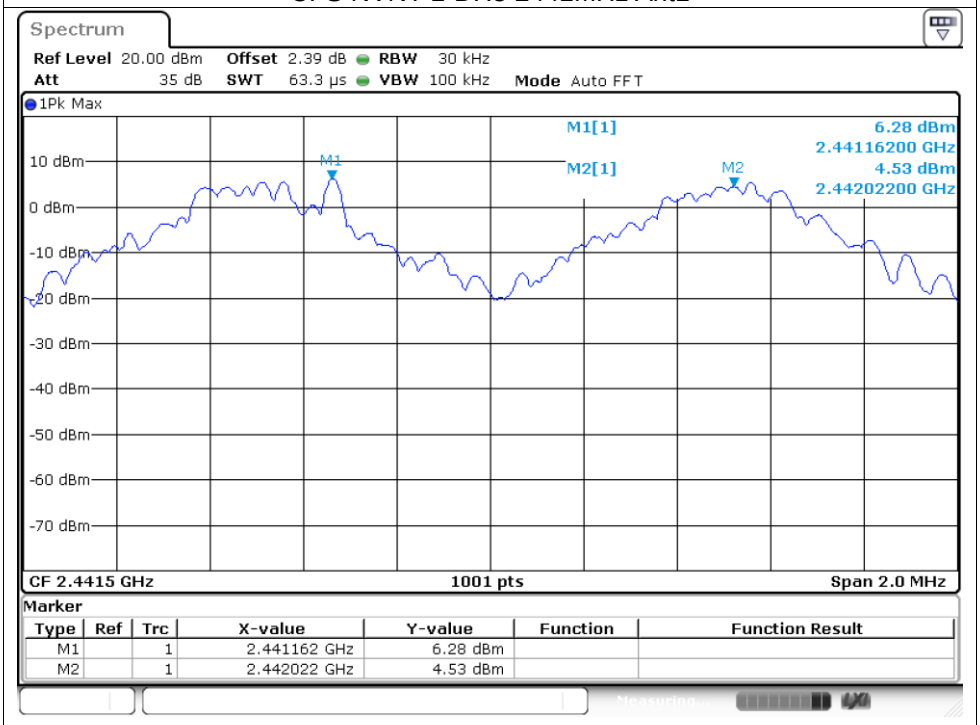

CFS NVNT 1-DH5 2480MHz Ant1

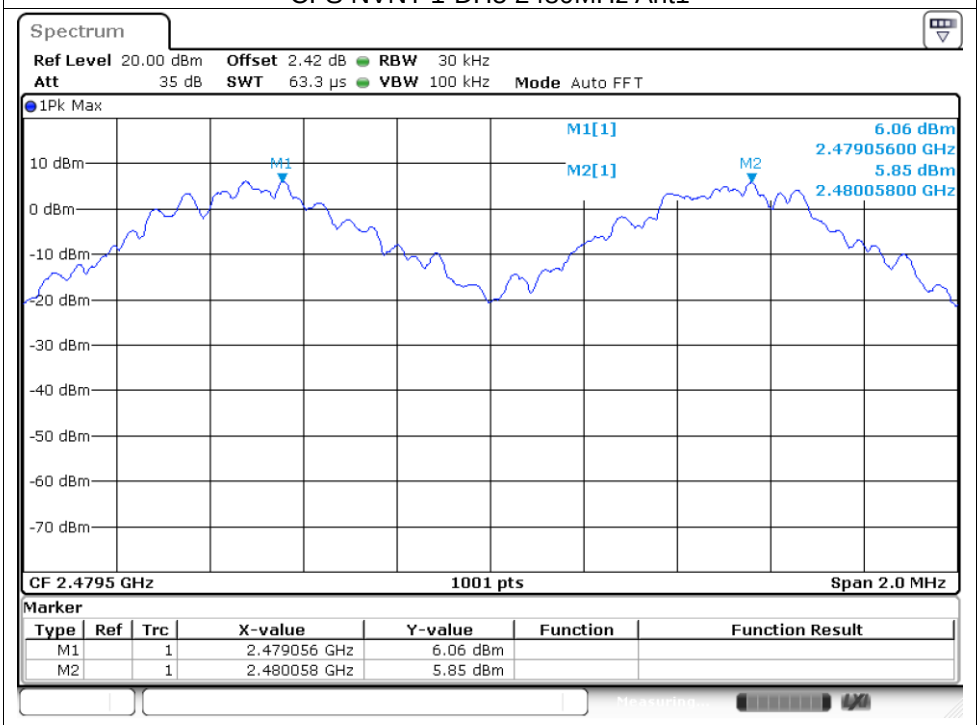

CFS NVNT 2-DH5 2402MHz Ant1

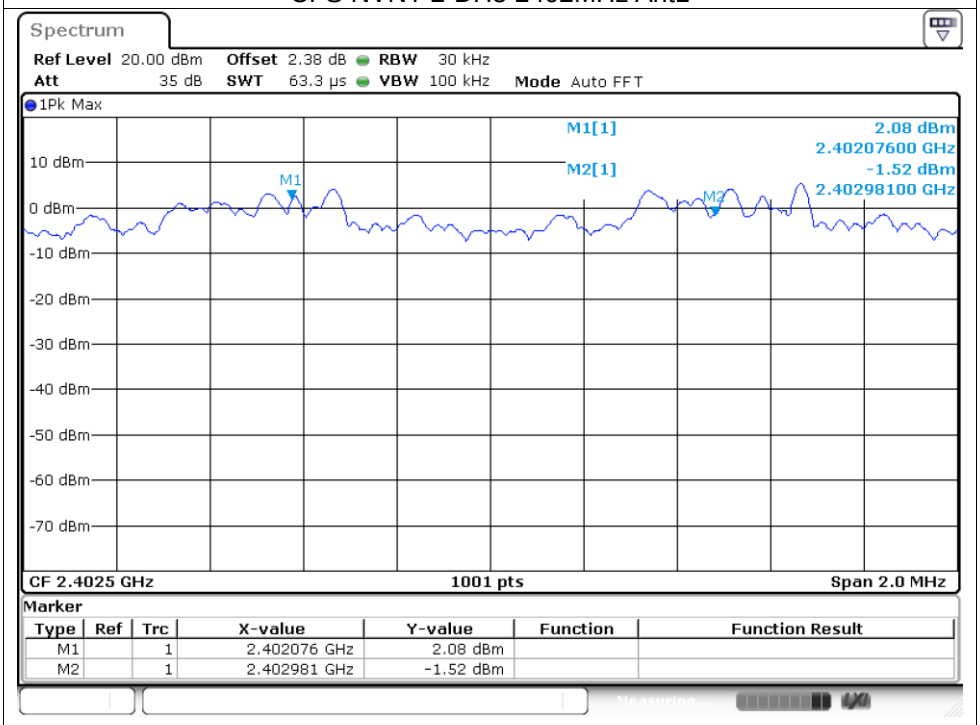

CFS NVNT 2-DH5 2441MHz Ant1

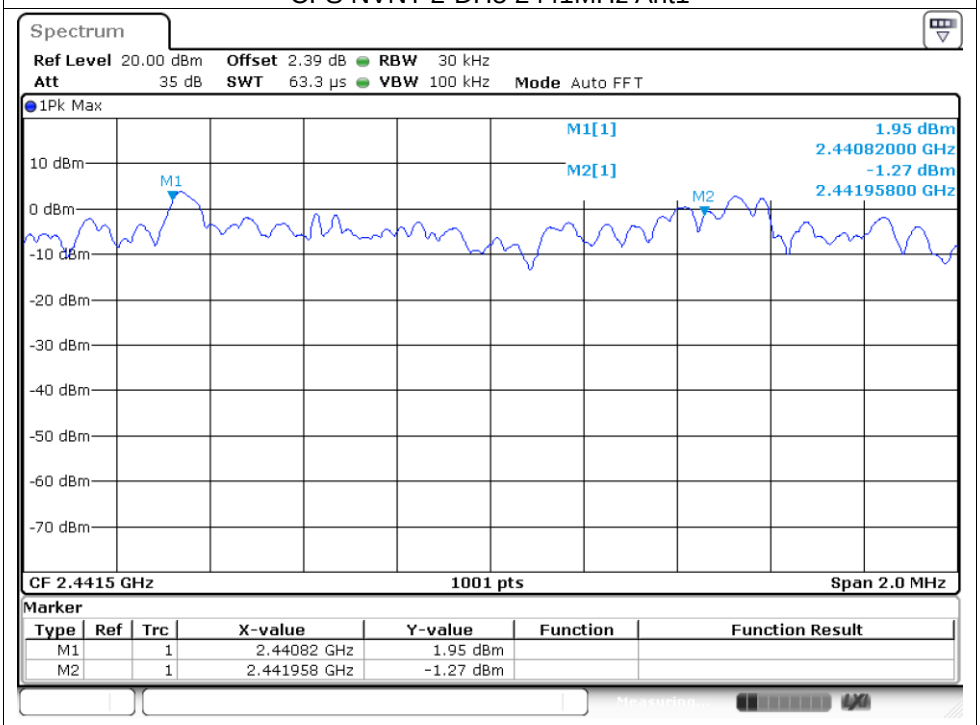

CFS NVNT 2-DH5 2480MHz Ant1

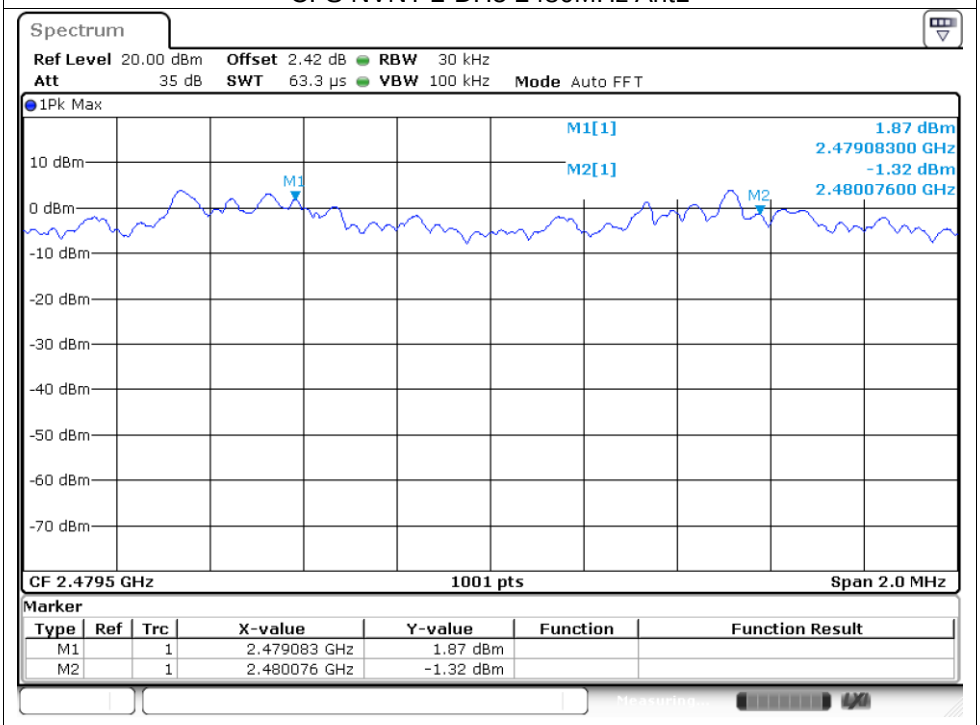

CFS NVNT 3-DH5 2402MHz Ant1

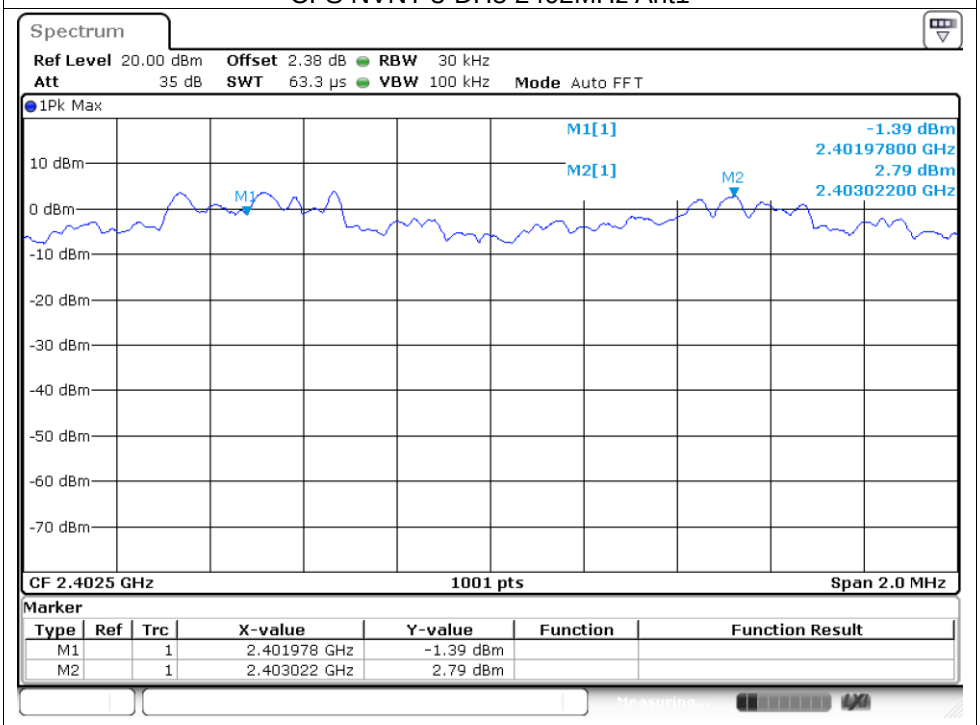

CFS NVNT 3-DH5 2441MHz Ant1

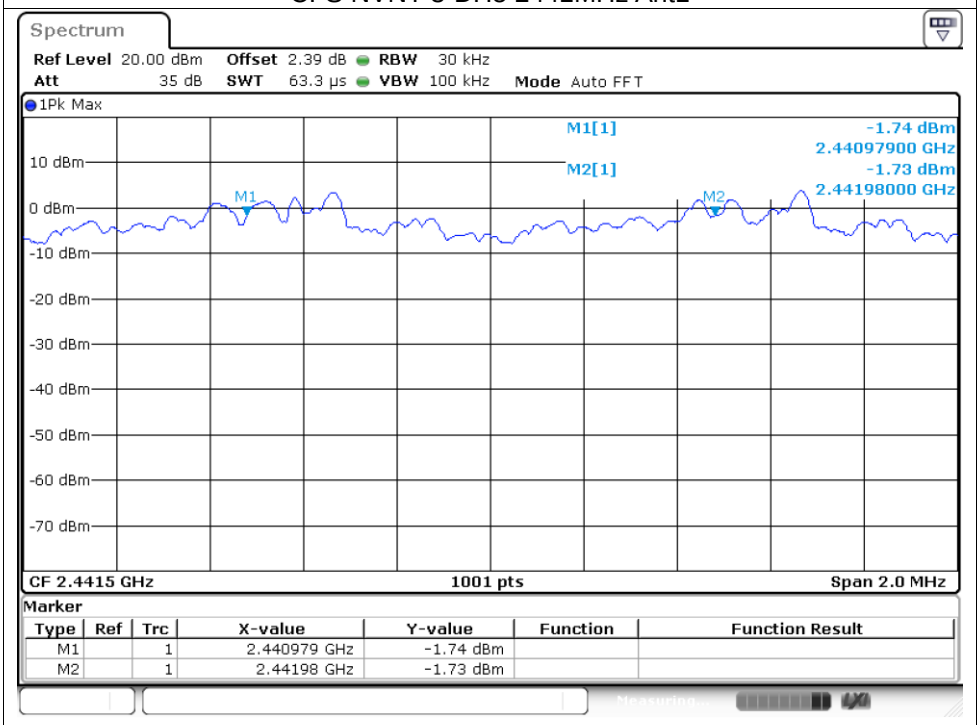

CFS NVNT 3-DH5 2480MHz Ant1

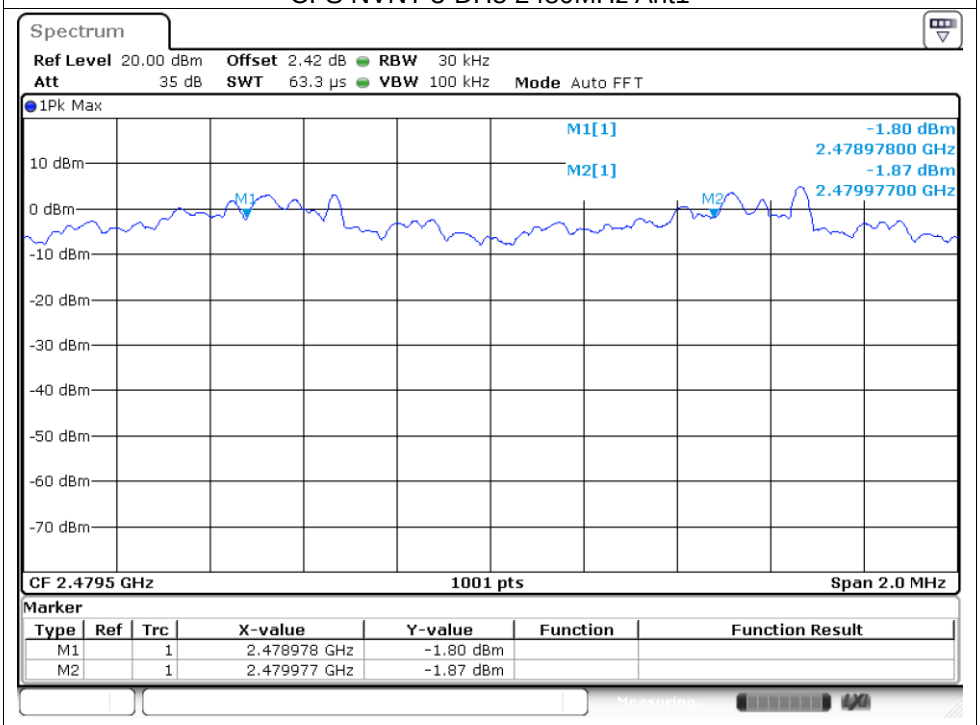

8.6 NUMBER OF HOPPING CHANNEL

Condition	Mode	Antenna	Hopping Number	Limit	Verdict
NVNT	1-DH5	Ant1	79	15	Pass
NVNT	2-DH5	Ant1	79	15	Pass
NVNT	3-DH5	Ant1	79	15	Pass

Test Graphs

Hopping No. NVNT 1-DH5 2402MHz Ant1

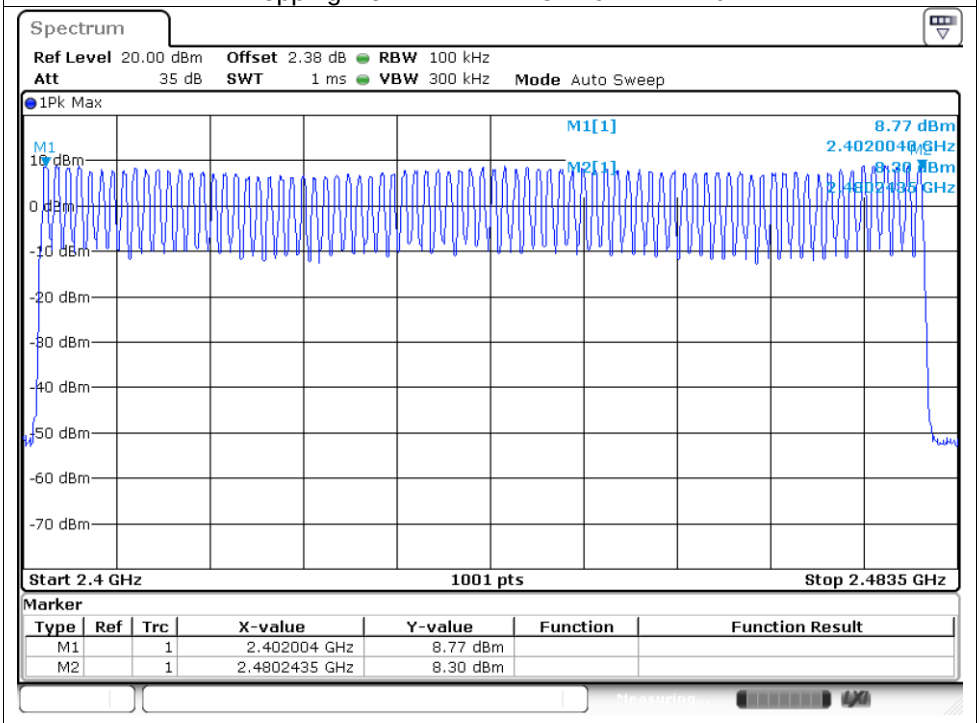

Hopping No. NVNT 2-DH5 2402MHz Ant1

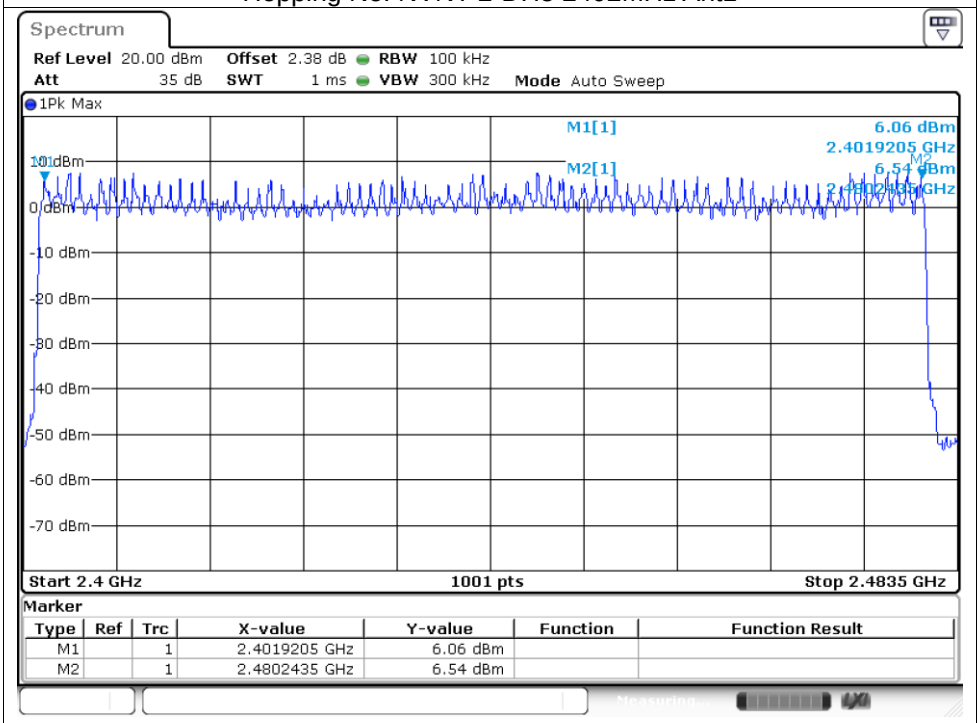

Hopping No. NVNT 3-DH5 2402MHz Ant1

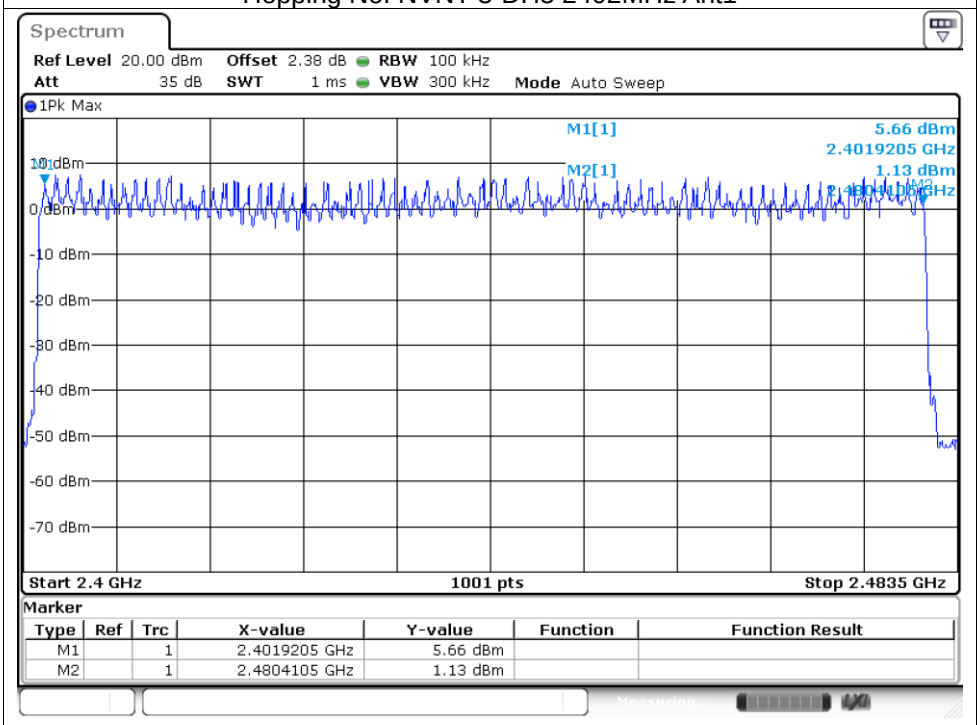

8.7 BAND EDGE

Condition	Mode	Frequency (MHz)	Antenna	Hopping Mode	Max Value (dBc)	Limit (dBc)	Verdict
NVNT	1-DH5	2402	Ant1	No-Hopping	-58.05	-20	Pass
NVNT	1-DH5	2480	Ant1	No-Hopping	-60.49	-20	Pass
NVNT	2-DH5	2402	Ant1	No-Hopping	-57.19	-20	Pass
NVNT	2-DH5	2480	Ant1	No-Hopping	-58.48	-20	Pass
NVNT	3-DH5	2402	Ant1	No-Hopping	-58.07	-20	Pass
NVNT	3-DH5	2480	Ant1	No-Hopping	-55.81	-20	Pass

Test Graphs

Band Edge NVNT 1-DH5 2402MHz Ant1 No-Hopping Ref

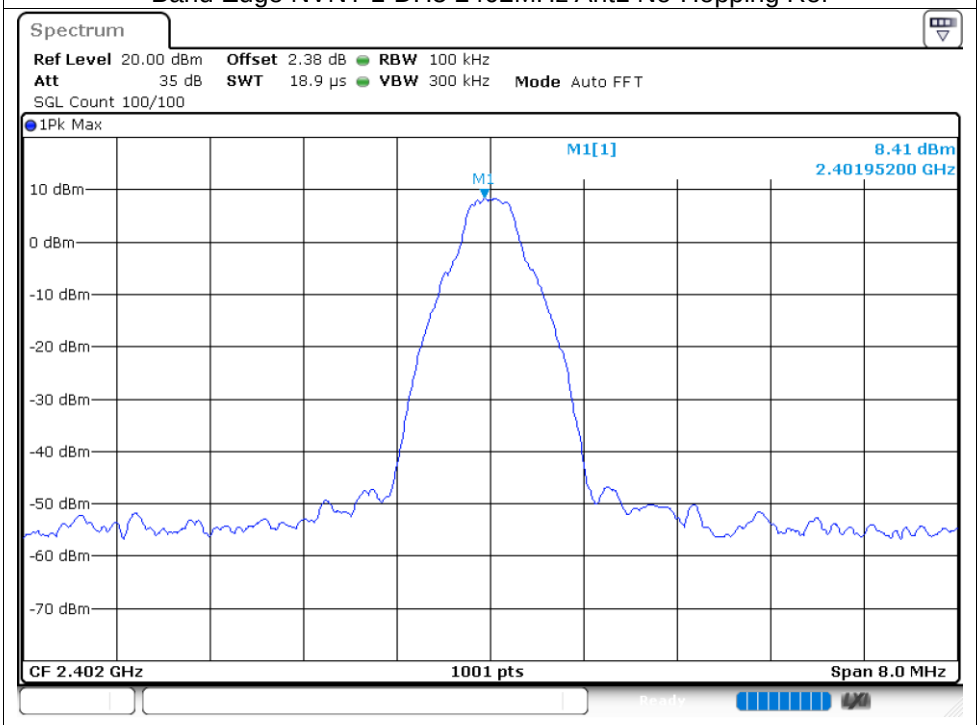

Band Edge NVNT 1-DH5 2402MHz Ant1 No-Hopping Emission

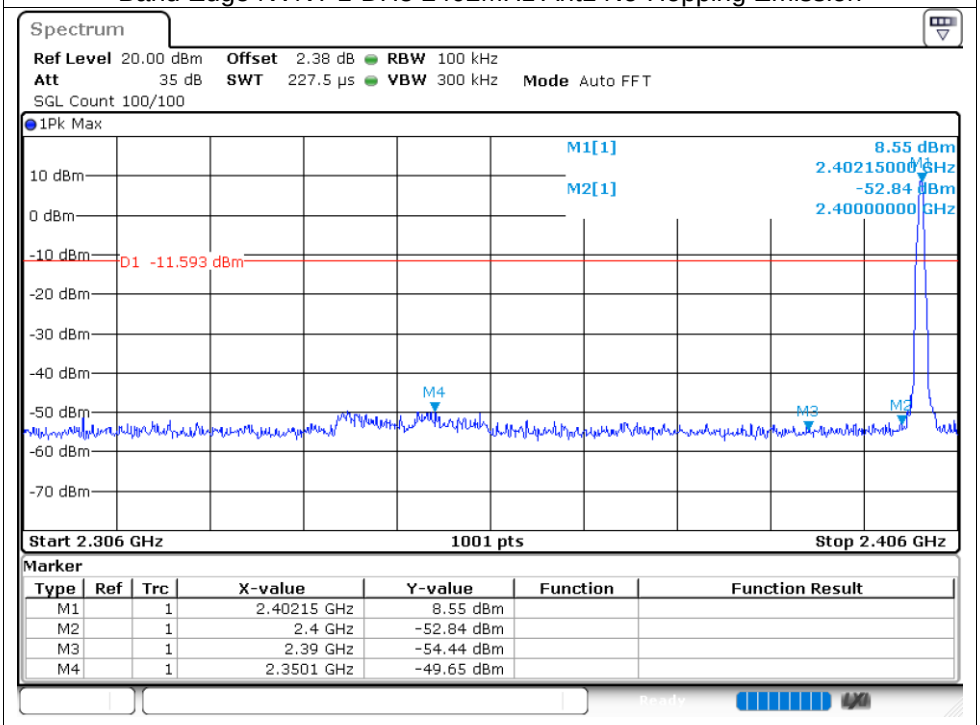

Band Edge NVNT 1-DH5 2480MHz Ant1 No-Hopping Ref

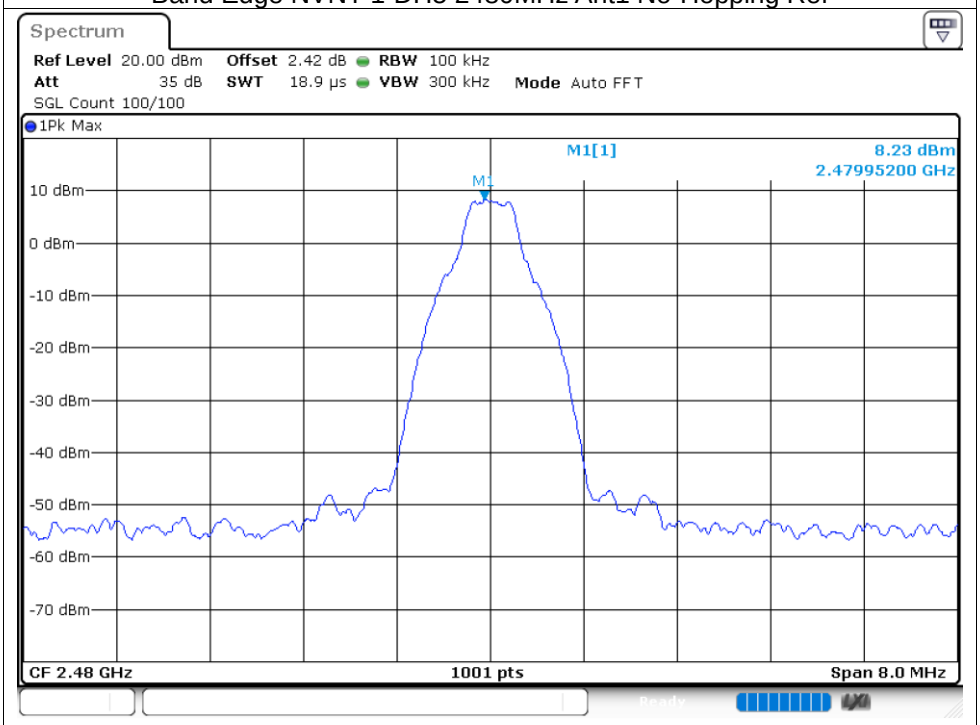

Band Edge NVNT 1-DH5 2480MHz Ant1 No-Hopping Emission

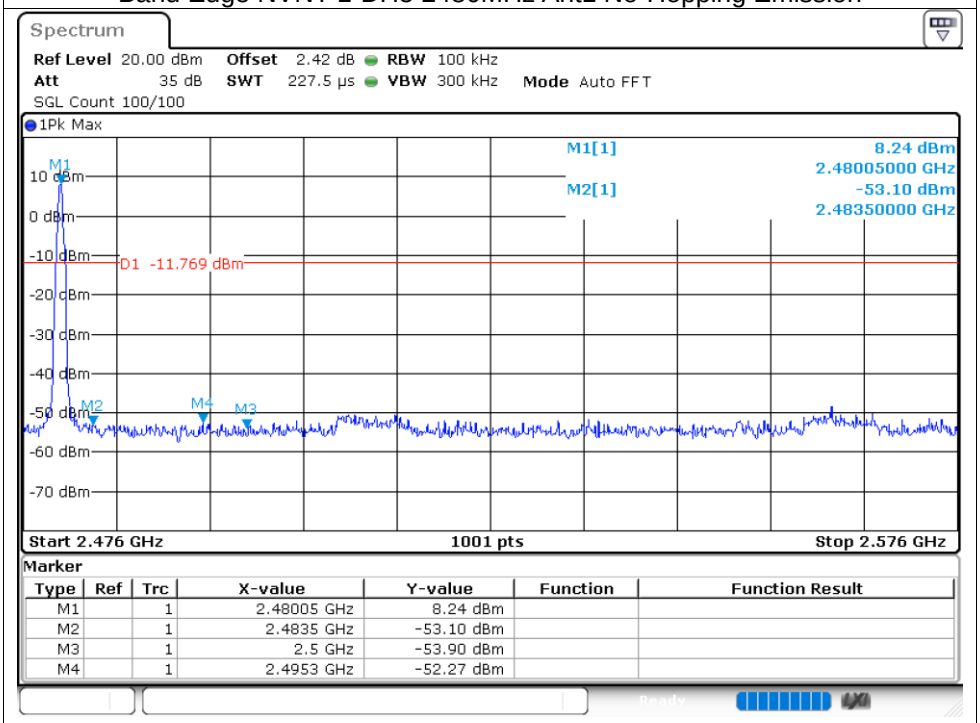

Marker

Type	Ref	Trc	X-value	Y-value	Function	Function Result
M1		1	2.48005 GHz	8.24 dBm		
M2		1	2.4835 GHz	-53.10 dBm		
M3		1	2.5 GHz	-53.90 dBm		
M4		1	2.4953 GHz	-52.27 dBm		

Band Edge NVNT 2-DH5 2402MHz Ant1 No-Hopping Ref

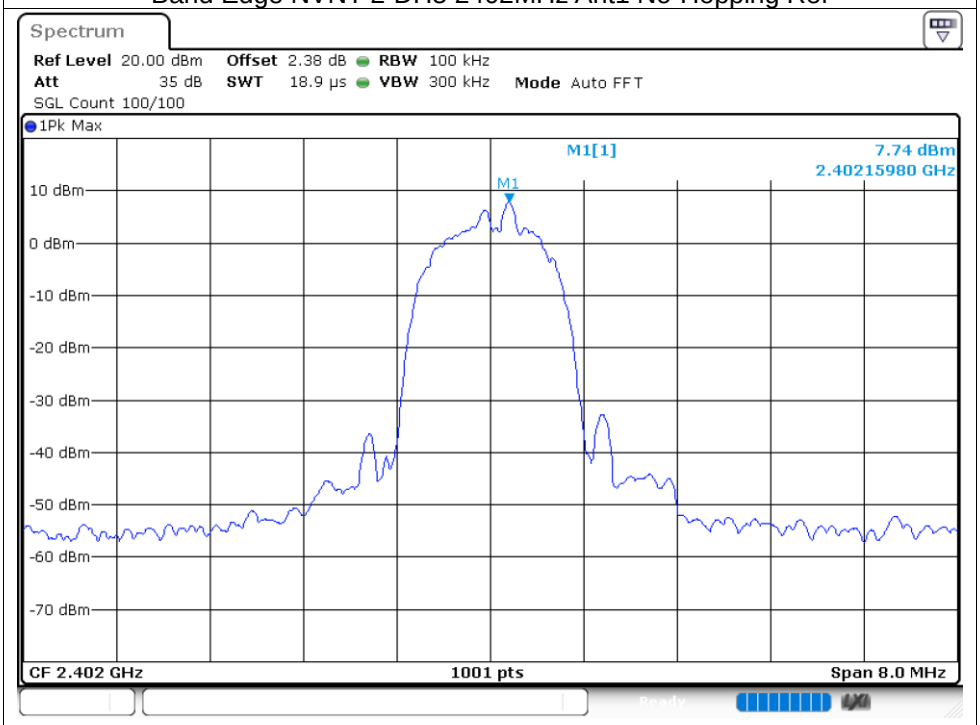

Band Edge NVNT 2-DH5 2402MHz Ant1 No-Hopping Emission

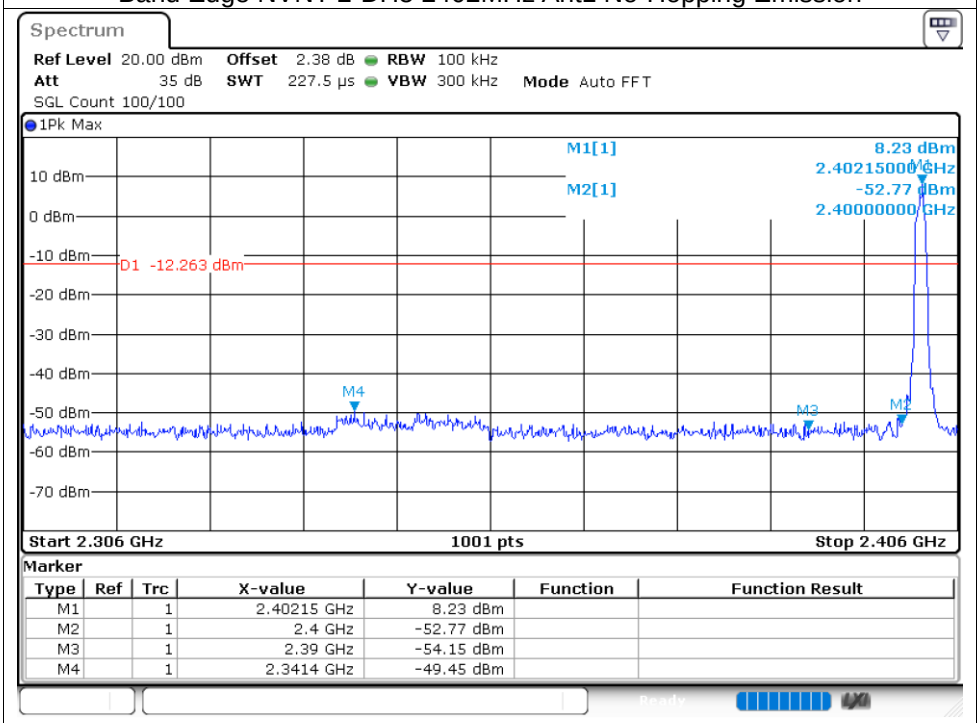

Marker

Type	Ref	Trc	X-value	Y-value	Function	Function Result
M1		1	2.40215 GHz	8.23 dBm		
M2		1	2.4 GHz	-52.77 dBm		
M3		1	2.39 GHz	-54.15 dBm		
M4		1	2.3414 GHz	-49.45 dBm		

Band Edge NVNT 2-DH5 2480MHz Ant1 No-Hopping Ref

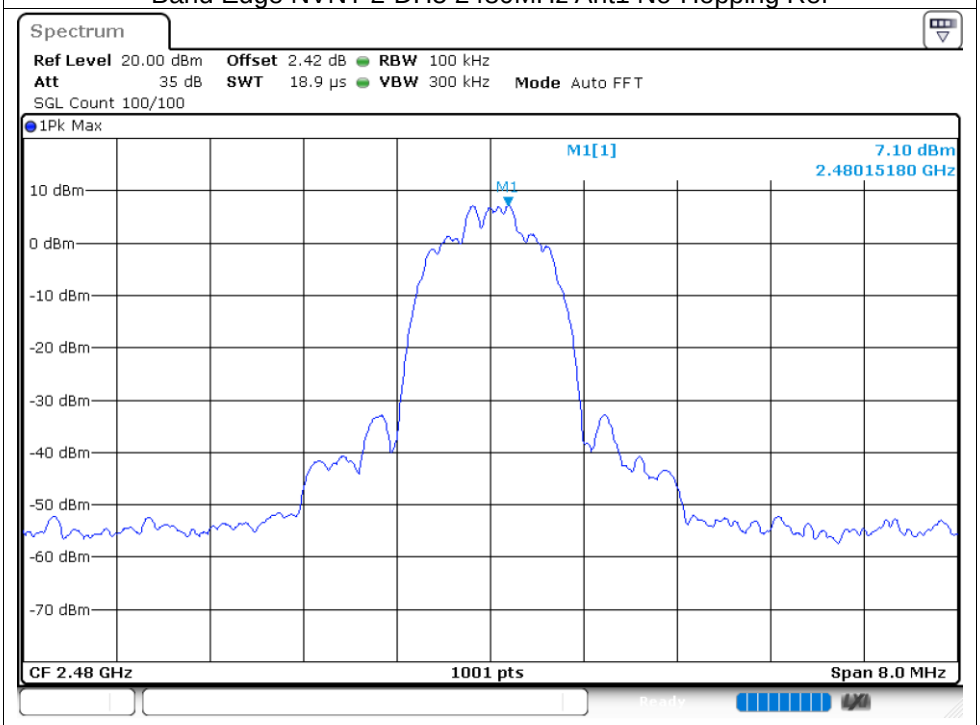

Band Edge NVNT 2-DH5 2480MHz Ant1 No-Hopping Emission

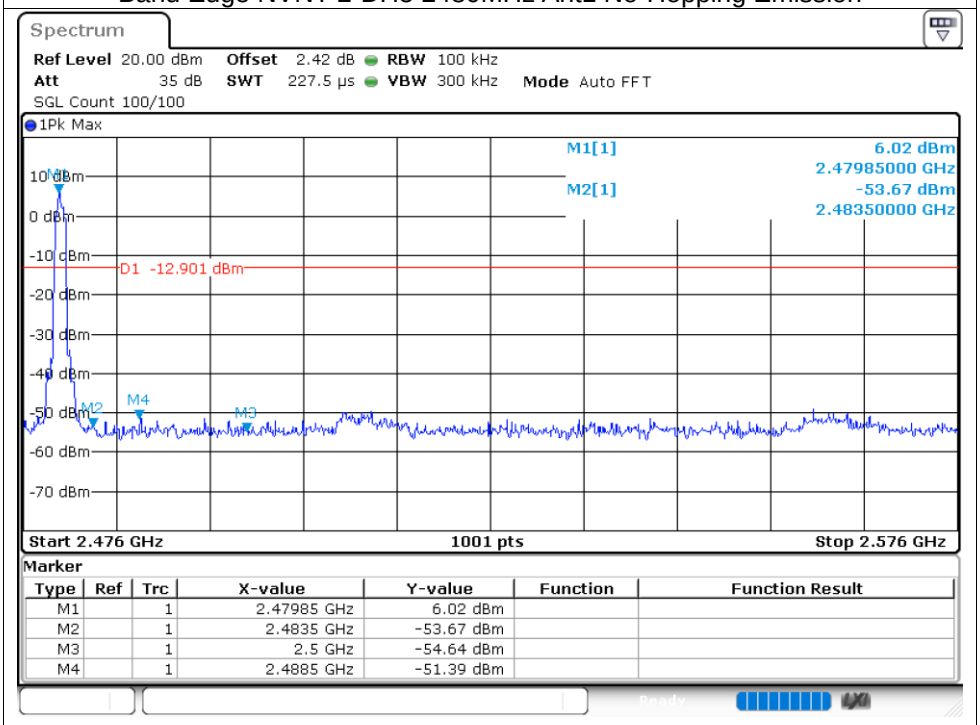

Marker

Type	Ref	Trc	X-value	Y-value	Function	Function Result
M1		1	2.47985 GHz	6.02 dBm		
M2		1	2.4835 GHz	-53.67 dBm		
M3		1	2.5 GHz	-54.64 dBm		
M4		1	2.4885 GHz	-51.39 dBm		

Band Edge NVNT 3-DH5 2402MHz Ant1 No-Hopping Ref

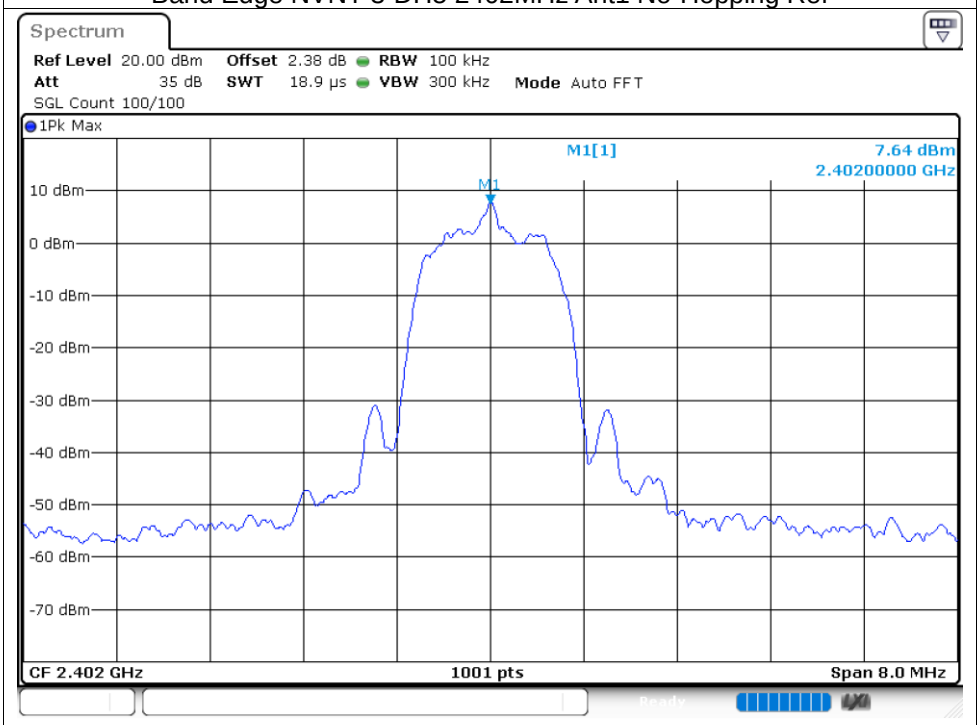

Band Edge NVNT 3-DH5 2402MHz Ant1 No-Hopping Emission

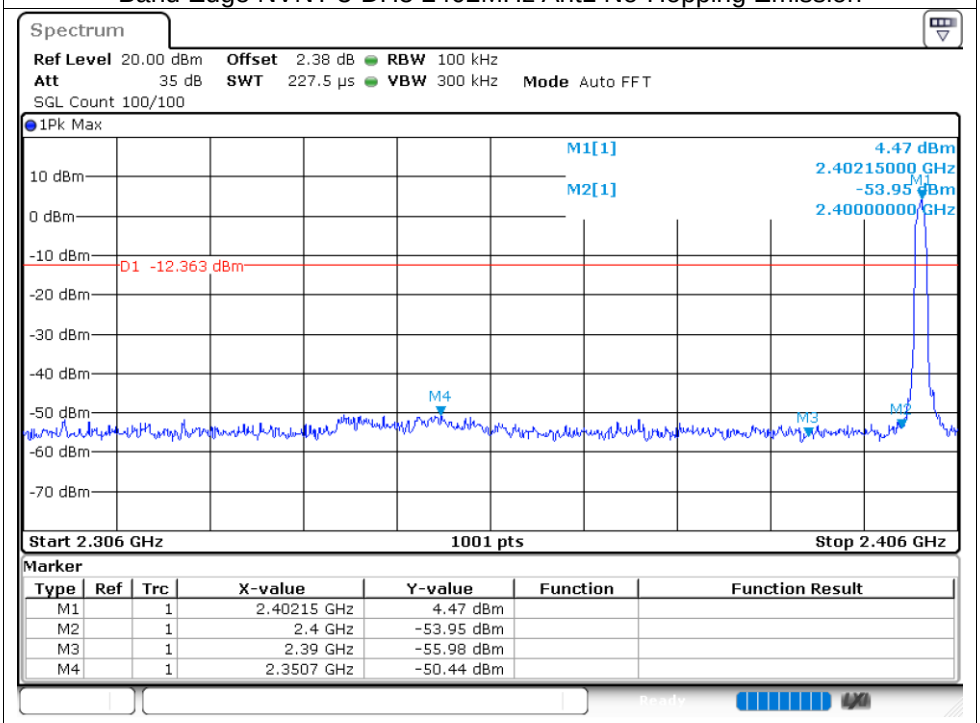

Marker

Type	Ref	Trc	X-value	Y-value	Function	Function Result
M1		1	2.40215 GHz	4.47 dBm		
M2		1	2.4 GHz	-53.95 dBm		
M3		1	2.39 GHz	-55.98 dBm		
M4		1	2.3507 GHz	-50.44 dBm		

Band Edge NVNT 3-DH5 2480MHz Ant1 No-Hopping Ref

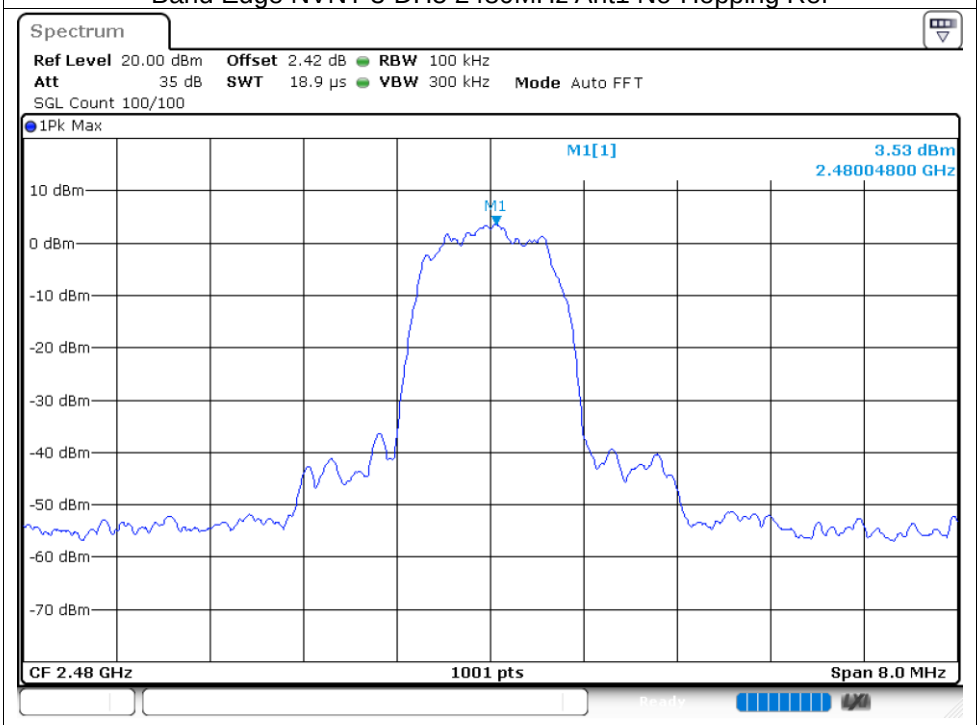

Band Edge NVNT 3-DH5 2480MHz Ant1 No-Hopping Emission

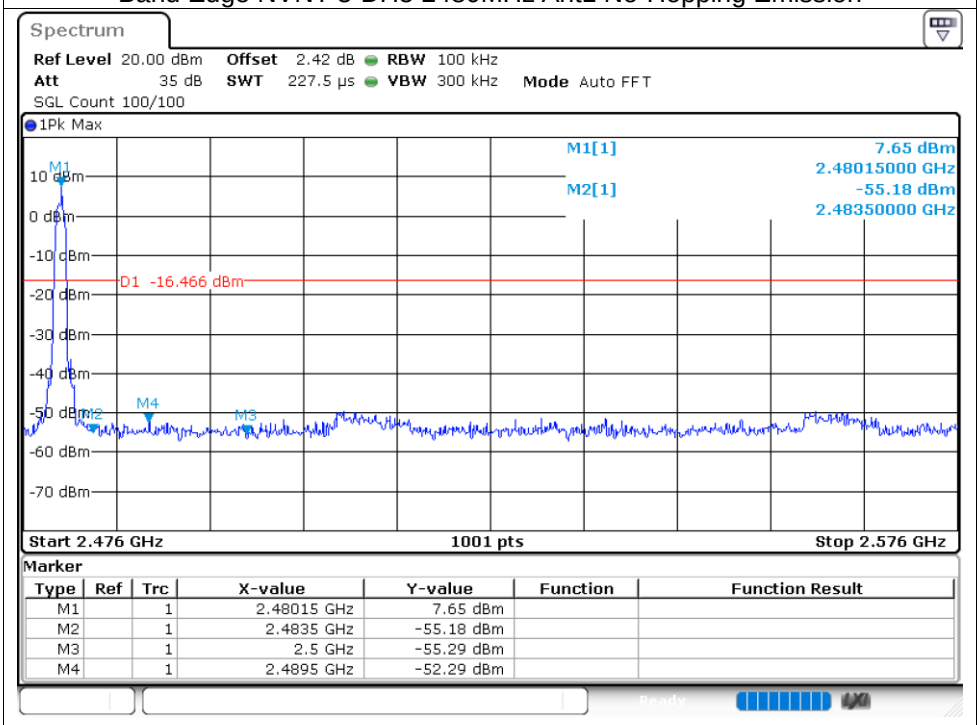

Marker

Type	Ref	Trc	X-value	Y-value	Function	Function Result
M1		1	2.48015 GHz	7.65 dBm		
M2		1	2.4835 GHz	-55.18 dBm		
M3		1	2.5 GHz	-55.29 dBm		
M4		1	2.4895 GHz	-52.29 dBm		

8.8 BAND EDGE(HOPPING)

Condition	Mode	Frequency (MHz)	Antenna	Hopping Mode	Max Value (dBc)	Limit (dBc)	Verdict
NVNT	1-DH5	2402	Ant1	Hopping	-58.08	-20	Pass
NVNT	1-DH5	2480	Ant1	Hopping	-60.51	-20	Pass
NVNT	2-DH5	2402	Ant1	Hopping	-56.89	-20	Pass
NVNT	2-DH5	2480	Ant1	Hopping	-58.93	-20	Pass
NVNT	3-DH5	2402	Ant1	Hopping	-57.32	-20	Pass
NVNT	3-DH5	2480	Ant1	Hopping	-59.75	-20	Pass

Test Graphs

Band Edge(Hopping) NVNT 1-DH5 2402MHz Ant1 Hopping Ref

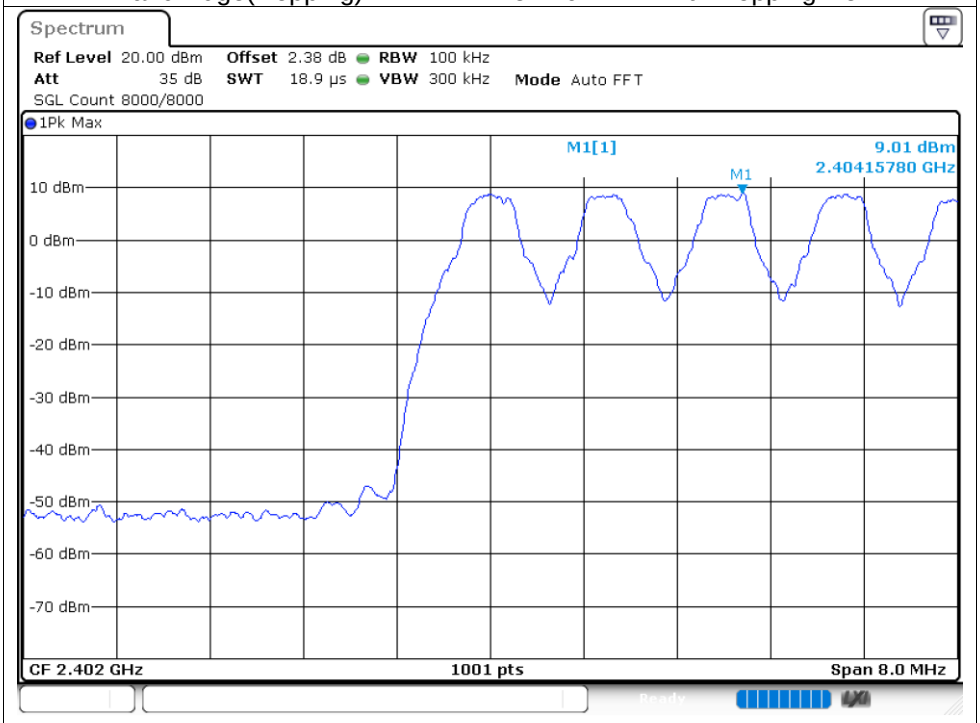

Band Edge(Hopping) NVNT 1-DH5 2402MHz Ant1 Hopping Emission

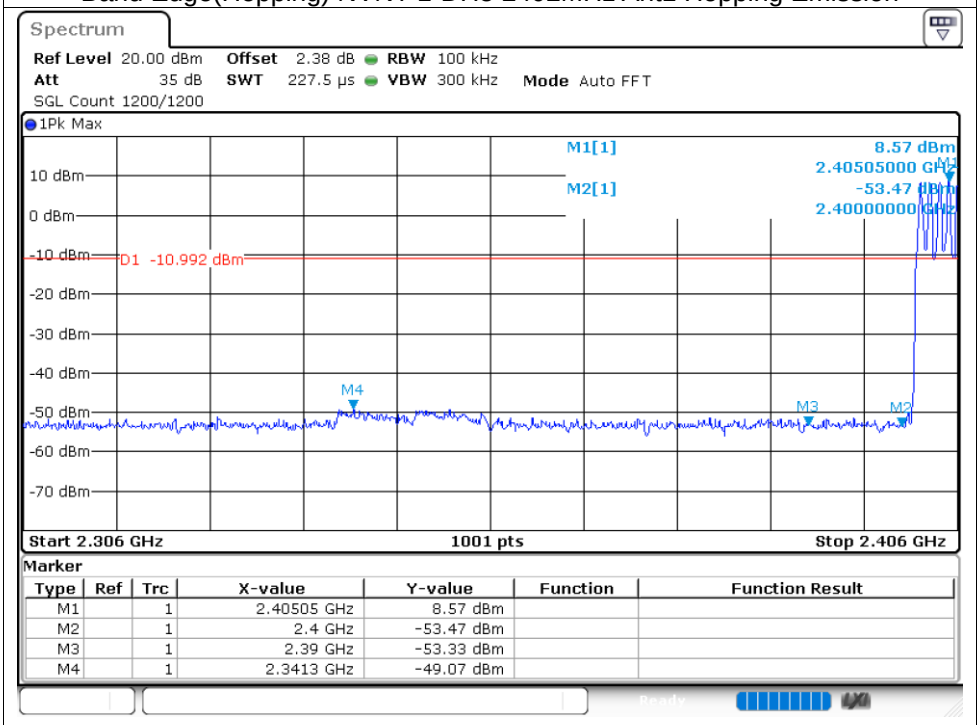

Marker

Type	Ref	Trc	X-value	Y-value	Function	Function Result
M1		1	2.40505 GHz	8.57 dBm		
M2		1	2.4 GHz	-53.47 dBm		
M3		1	2.39 GHz	-53.33 dBm		
M4		1	2.3413 GHz	-49.07 dBm		

Band Edge(Hopping) NVNT 1-DH5 2480MHz Ant1 Hopping Ref

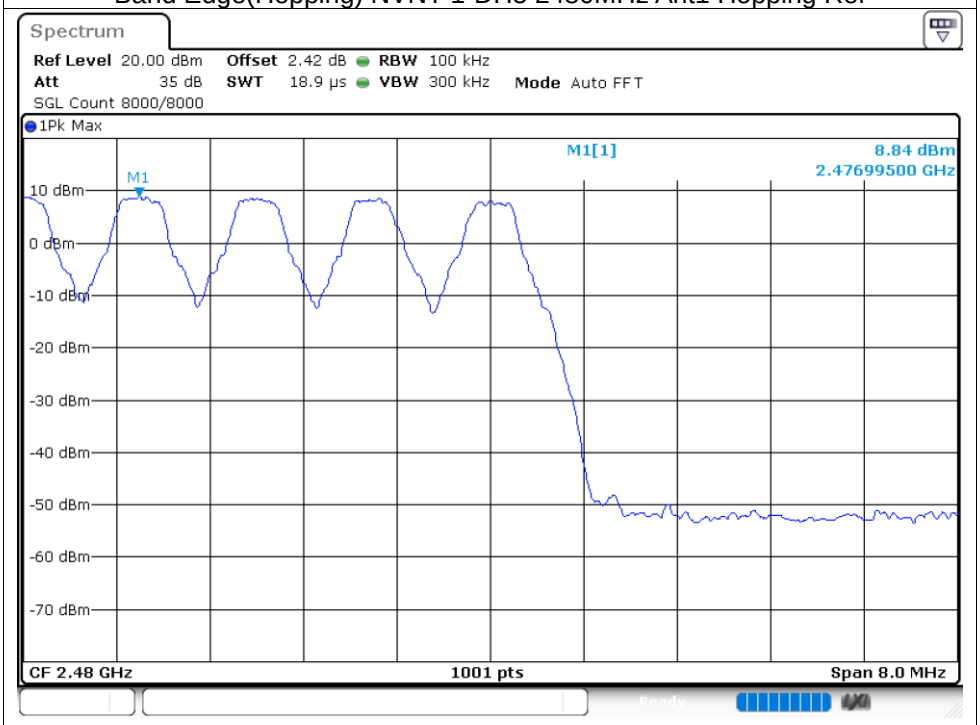

Band Edge(Hopping) NVNT 1-DH5 2480MHz Ant1 Hopping Emission

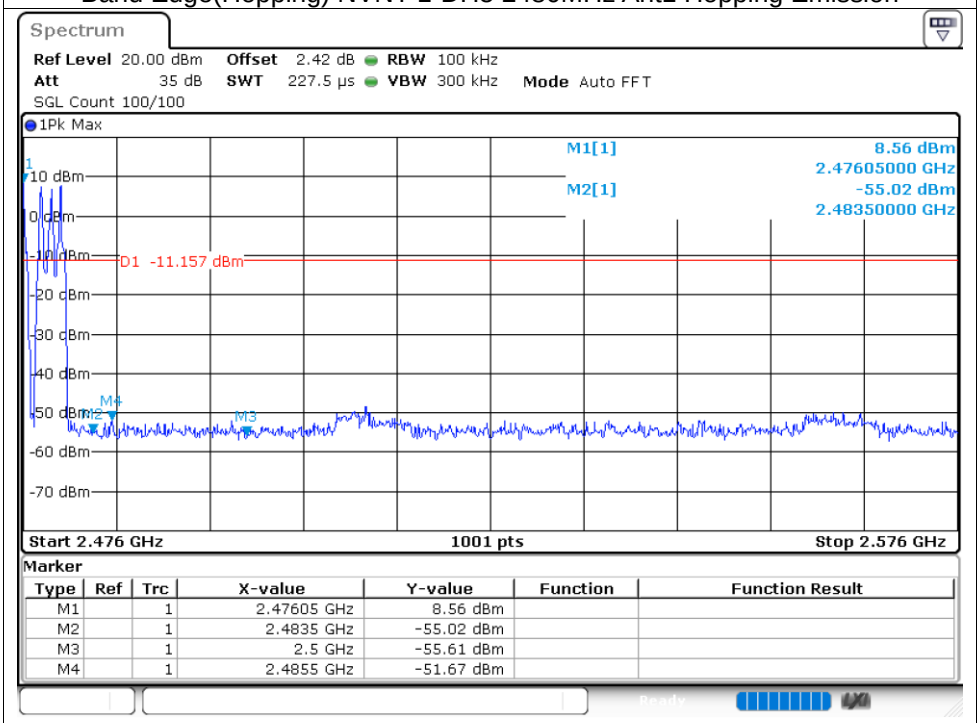

Marker

Type	Ref	Trc	X-value	Y-value	Function	Function Result
M1		1	2.47605 GHz	8.56 dBm		
M2		1	2.4835 GHz	-55.02 dBm		
M3		1	2.5 GHz	-55.61 dBm		
M4		1	2.4855 GHz	-51.67 dBm		

Band Edge(Hopping) NVNT 2-DH5 2402MHz Ant1 Hopping Ref

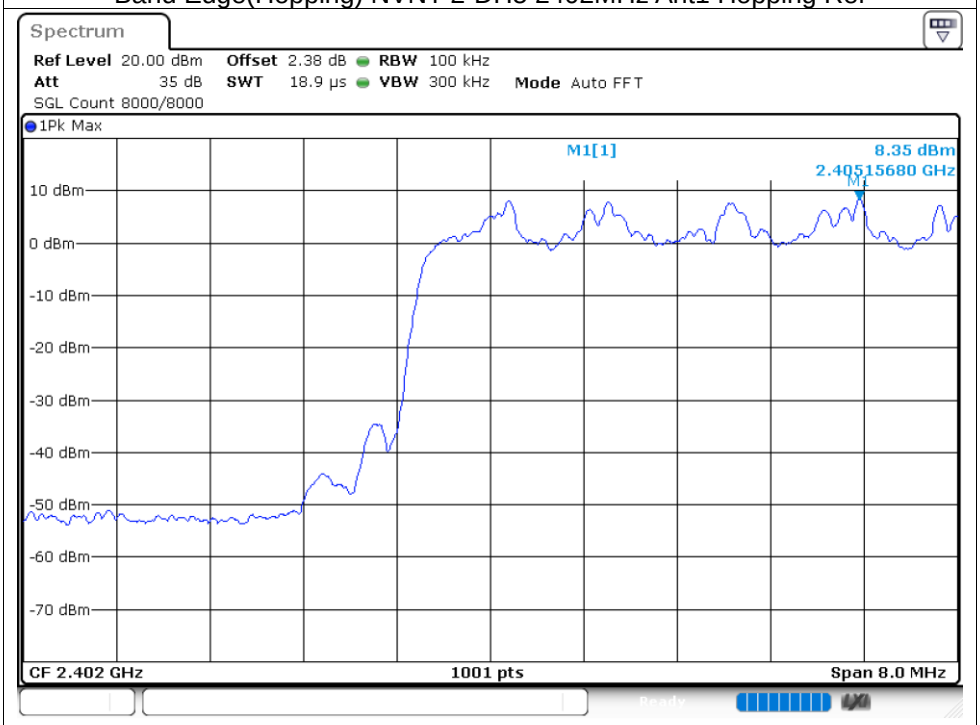

Band Edge(Hopping) NVNT 2-DH5 2402MHz Ant1 Hopping Emission

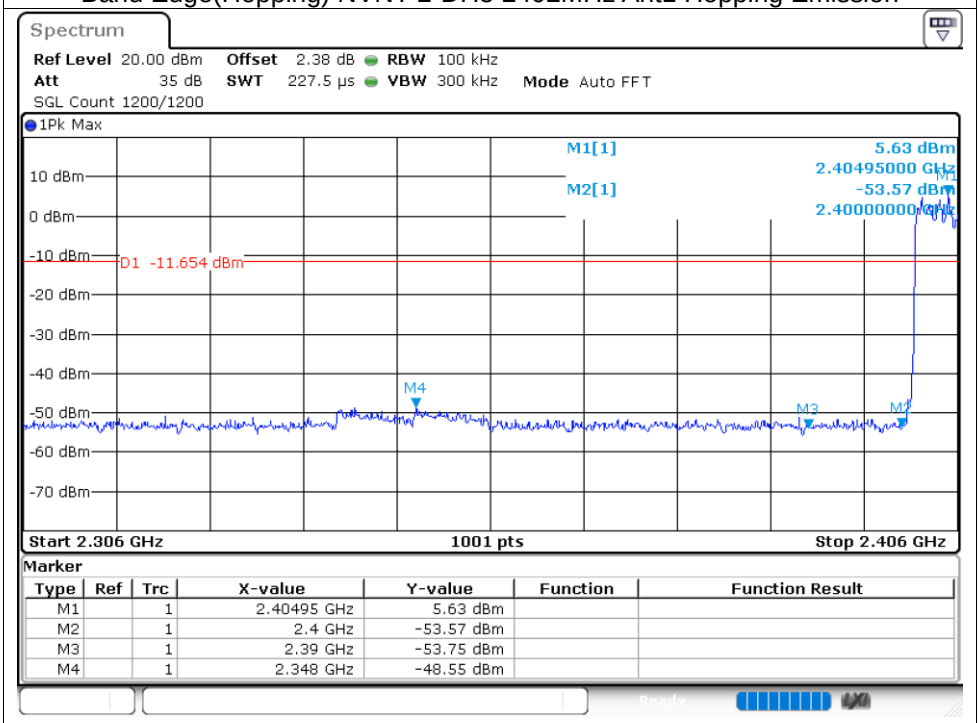

Marker

Type	Ref	Trc	X-value	Y-value	Function	Function Result
M1		1	2.40495 GHz	5.63 dBm		
M2		1	2.4 GHz	-53.57 dBm		
M3		1	2.39 GHz	-53.75 dBm		
M4		1	2.348 GHz	-48.55 dBm		

Band Edge(Hopping) NVNT 2-DH5 2480MHz Ant1 Hopping Ref

Band Edge(Hopping) NVNT 2-DH5 2480MHz Ant1 Hopping Emission

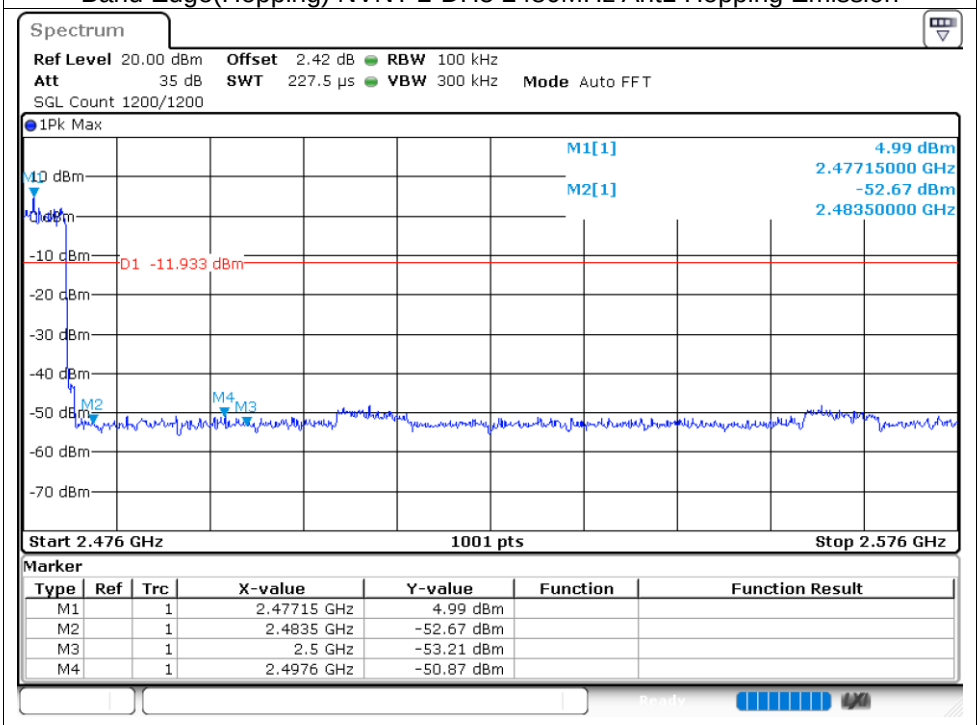

Marker

Type	Ref	Trc	X-value	Y-value	Function	Function Result
M1		1	2.47715 GHz	4.99 dBm		
M2		1	2.4835 GHz	-52.67 dBm		
M3		1	2.5 GHz	-53.21 dBm		
M4		1	2.4976 GHz	-50.87 dBm		

Band Edge(Hopping) NVNT 3-DH5 2402MHz Ant1 Hopping Ref

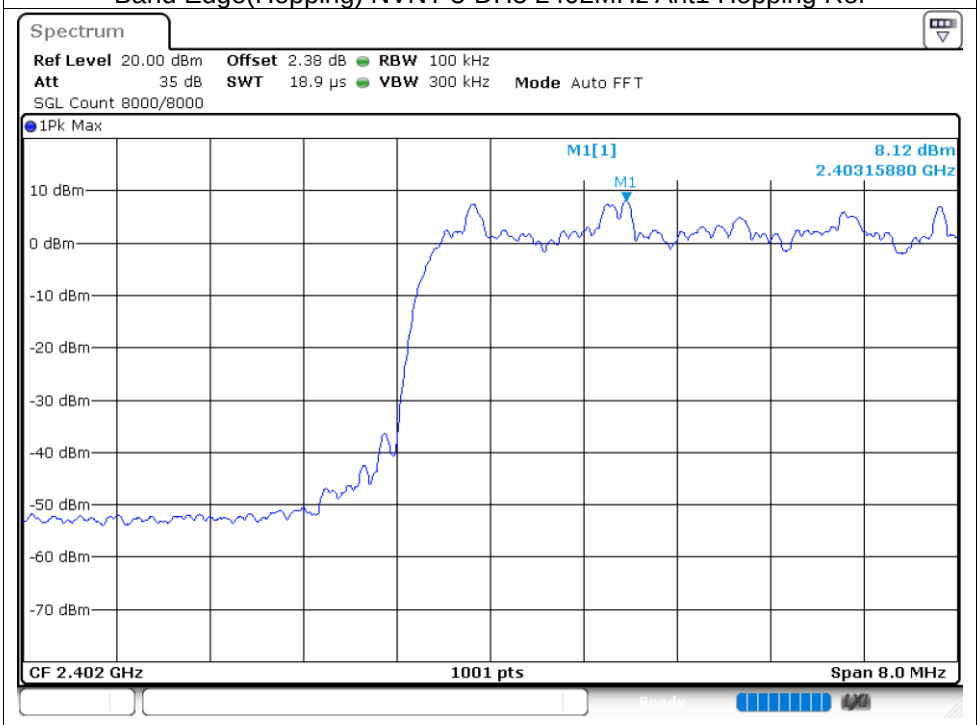

Band Edge(Hopping) NVNT 3-DH5 2402MHz Ant1 Hopping Emission

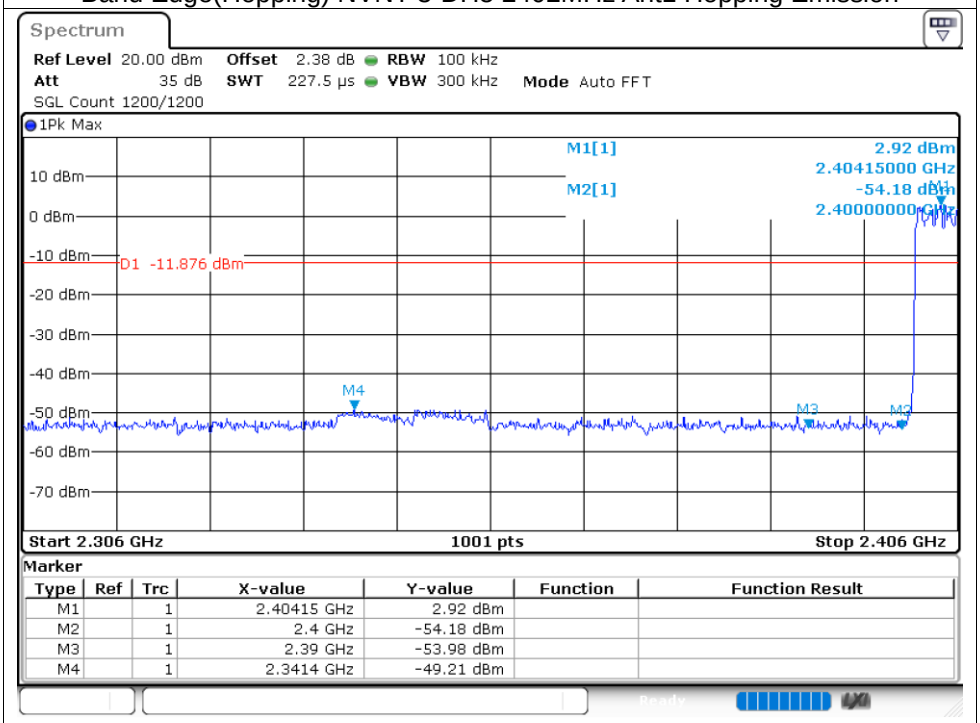

Marker

Type	Ref	Trc	X-value	Y-value	Function	Function Result
M1		1	2.40415 GHz	2.92 dBm		
M2		1	2.4 GHz	-54.18 dBm		
M3		1	2.39 GHz	-53.98 dBm		
M4		1	2.3414 GHz	-49.21 dBm		

Band Edge(Hopping) NVNT 3-DH5 2480MHz Ant1 Hopping Ref

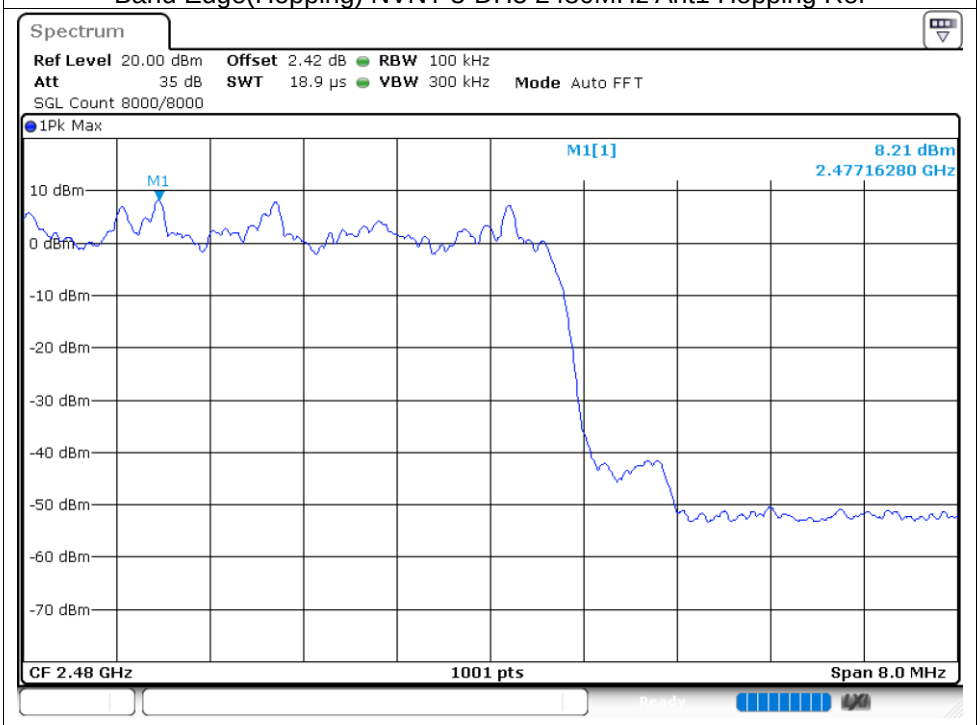

Band Edge(Hopping) NVNT 3-DH5 2480MHz Ant1 Hopping Emission

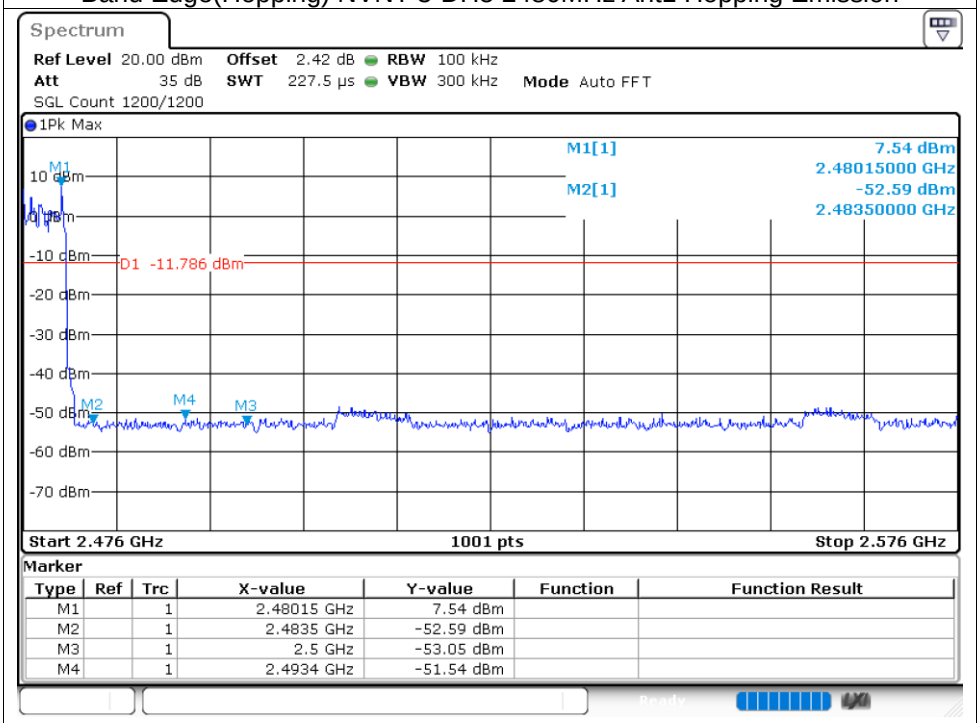

Marker

Type	Ref	Trc	X-value	Y-value	Function	Function Result
M1		1	2.48015 GHz	7.54 dBm		
M2		1	2.4835 GHz	-52.59 dBm		
M3		1	2.5 GHz	-53.05 dBm		
M4		1	2.4934 GHz	-51.54 dBm		

8.9 CONDUCTED RF SPURIOUS EMISSION

Condition	Mode	Frequency (MHz)	Antenna	Max Value (dBc)	Limit (dBc)	Verdict
NVNT	1-DH5	2402	Ant1	-59.21	-20	Pass
NVNT	1-DH5	2441	Ant1	-58.05	-20	Pass
NVNT	1-DH5	2480	Ant1	-58.4	-20	Pass
NVNT	2-DH5	2402	Ant1	-67.99	-20	Pass
NVNT	2-DH5	2441	Ant1	-63.69	-20	Pass
NVNT	2-DH5	2480	Ant1	-67.29	-20	Pass
NVNT	3-DH5	2402	Ant1	-67.52	-20	Pass
NVNT	3-DH5	2441	Ant1	-64.68	-20	Pass
NVNT	3-DH5	2480	Ant1	-66.3	-20	Pass

Test Graphs

Tx. Spurious NVNT 1-DH5 2402MHz Ant1 Ref

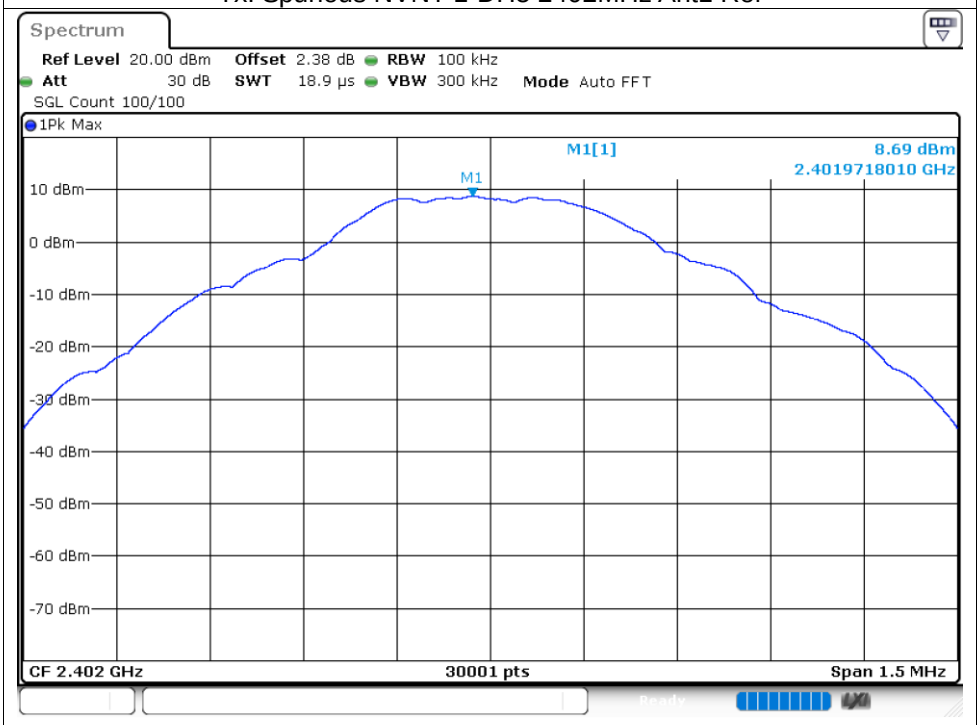

Tx. Spurious NVNT 1-DH5 2402MHz Ant1 Emission

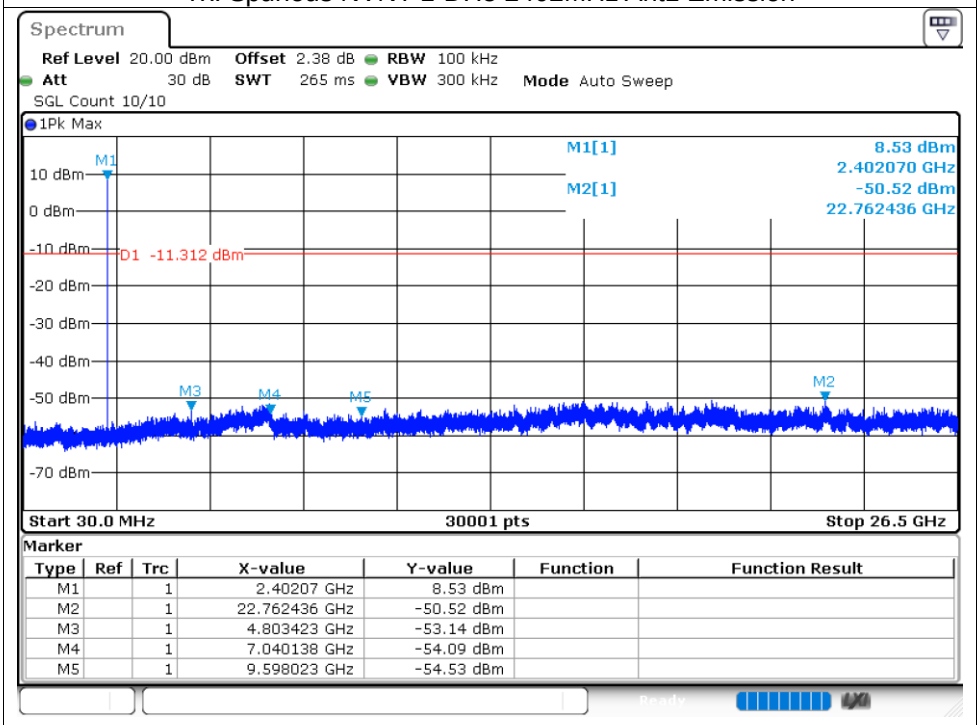

Marker

Type	Ref	Trc	X-value	Y-value	Function	Function Result
M1		1	2.40207 GHz	8.53 dBm		
M2		1	22.762436 GHz	-50.52 dBm		
M3		1	4.803423 GHz	-53.14 dBm		
M4		1	7.040138 GHz	-54.09 dBm		
M5		1	9.598023 GHz	-54.53 dBm		

Tx. Spurious NVNT 1-DH5 2441MHz Ant1 Ref

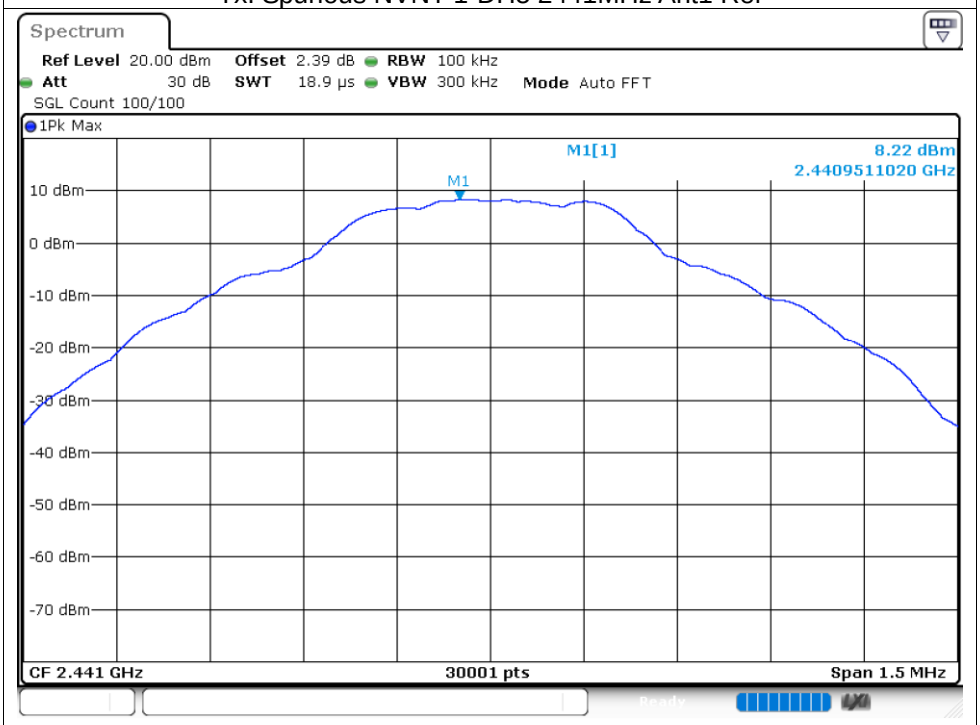

Tx. Spurious NVNT 1-DH5 2441MHz Ant1 Emission

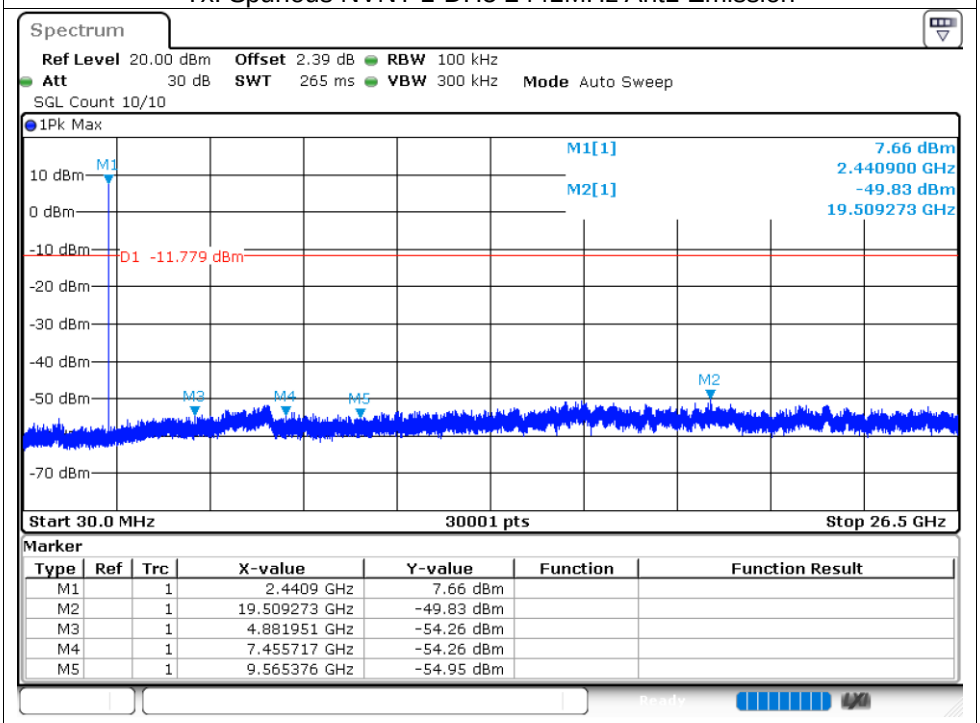

Marker

Type	Ref	Trc	X-value	Y-value	Function	Function Result
M1		1	2.4409 GHz	7.66 dBm		
M2		1	19.509273 GHz	-49.83 dBm		
M3		1	4.881951 GHz	-54.26 dBm		
M4		1	7.455717 GHz	-54.26 dBm		
M5		1	9.565376 GHz	-54.95 dBm		

Tx. Spurious NVNT 1-DH5 2480MHz Ant1 Ref

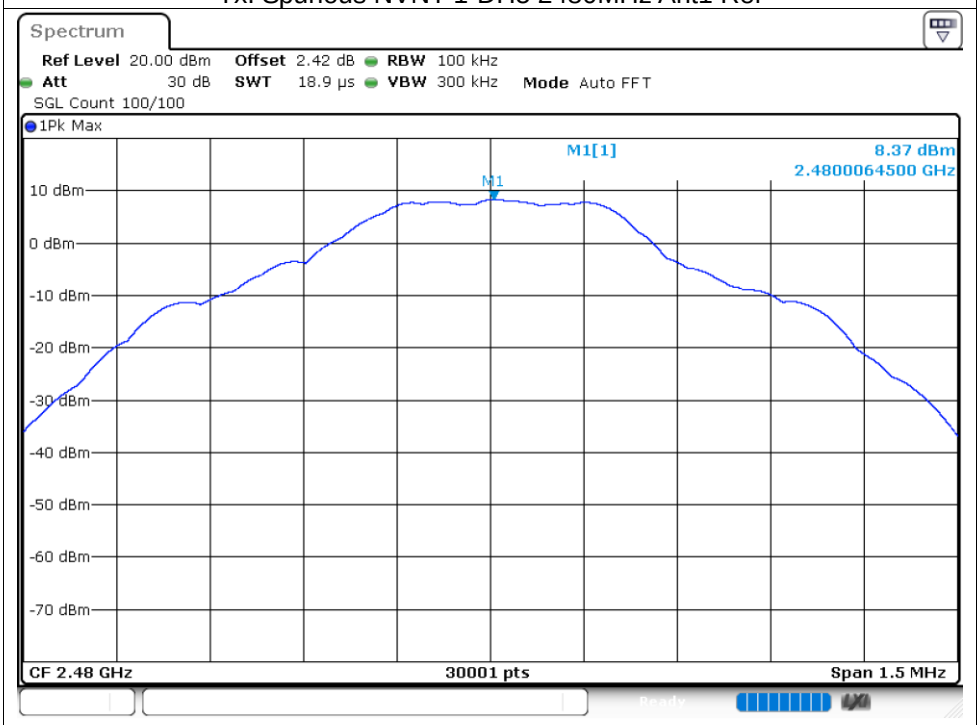

Tx. Spurious NVNT 1-DH5 2480MHz Ant1 Emission

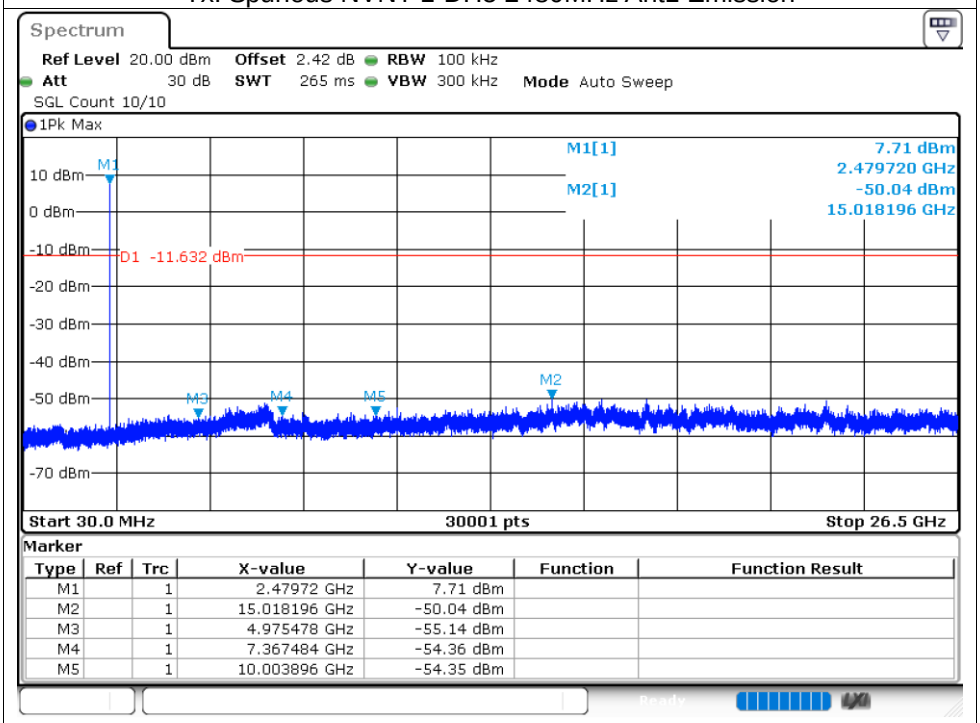

Marker

Type	Ref	Trc	X-value	Y-value	Function	Function Result
M1		1	2.47972 GHz	7.71 dBm		
M2		1	15.018196 GHz	-50.04 dBm		
M3		1	4.975478 GHz	-55.14 dBm		
M4		1	7.367484 GHz	-54.36 dBm		
M5		1	10.003896 GHz	-54.35 dBm		

Tx. Spurious NVNT 2-DH5 2402MHz Ant1 Ref

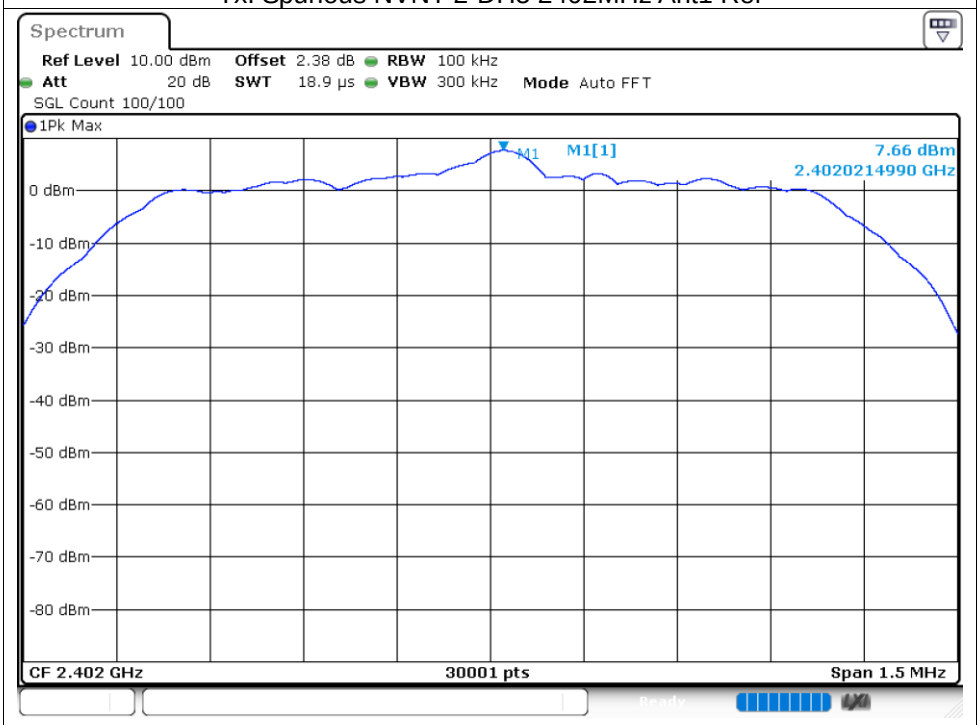

Tx. Spurious NVNT 2-DH5 2402MHz Ant1 Emission

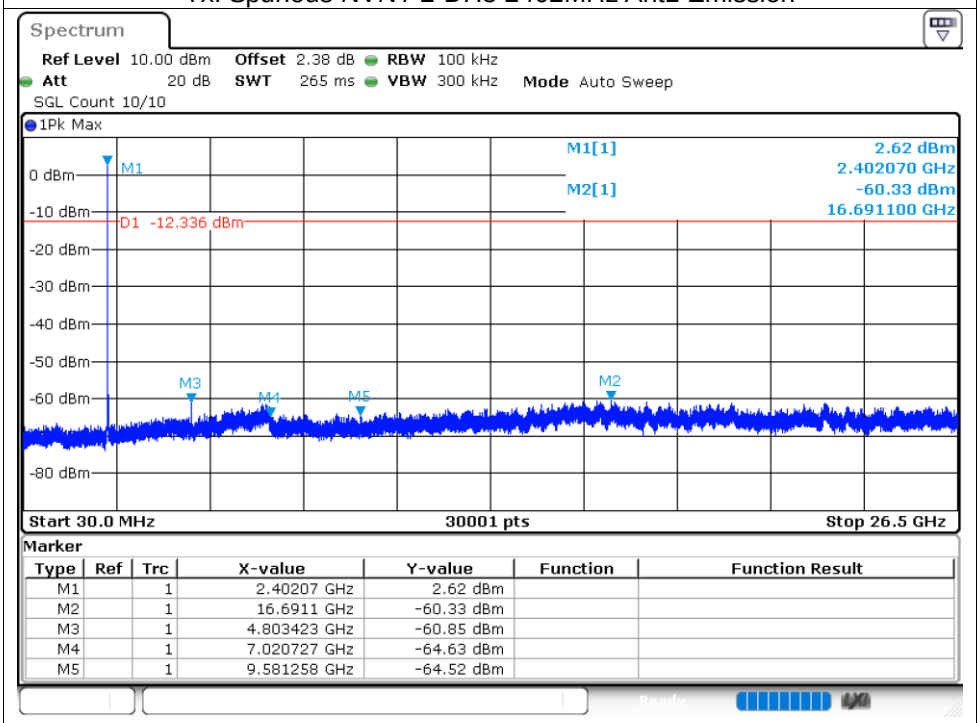

Marker

Type	Ref	Trc	X-value	Y-value	Function	Function Result
M1		1	2.40207 GHz	2.62 dBm		
M2		1	16.6911 GHz	-60.33 dBm		
M3		1	4.803423 GHz	-60.85 dBm		
M4		1	7.020727 GHz	-64.63 dBm		
M5		1	9.581258 GHz	-64.52 dBm		

Tx. Spurious NVNT 2-DH5 2441MHz Ant1 Ref

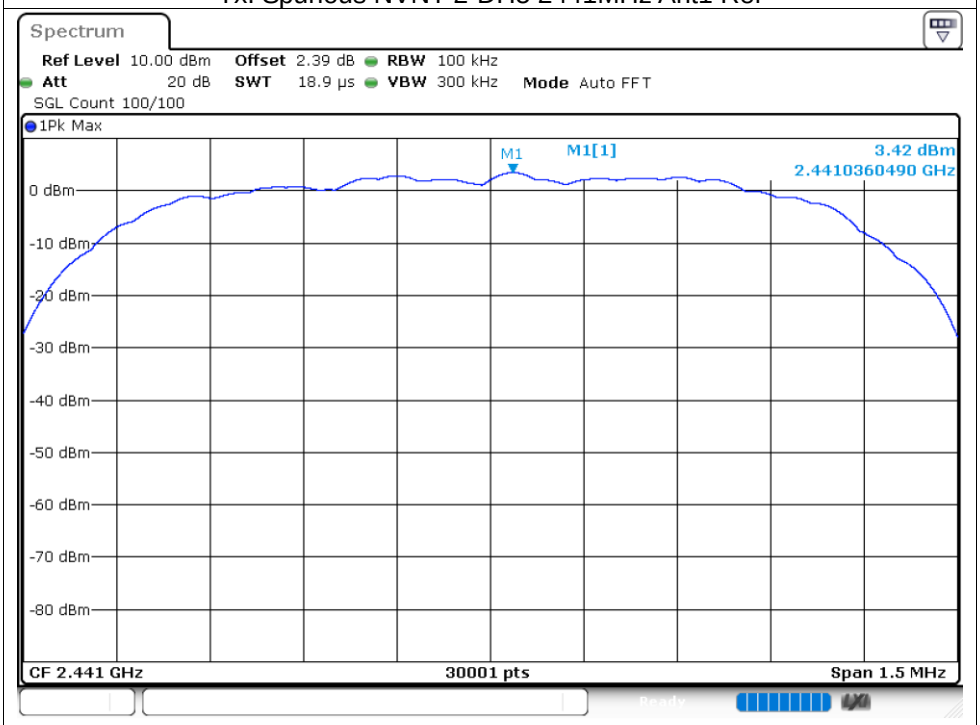

Tx. Spurious NVNT 2-DH5 2441MHz Ant1 Emission

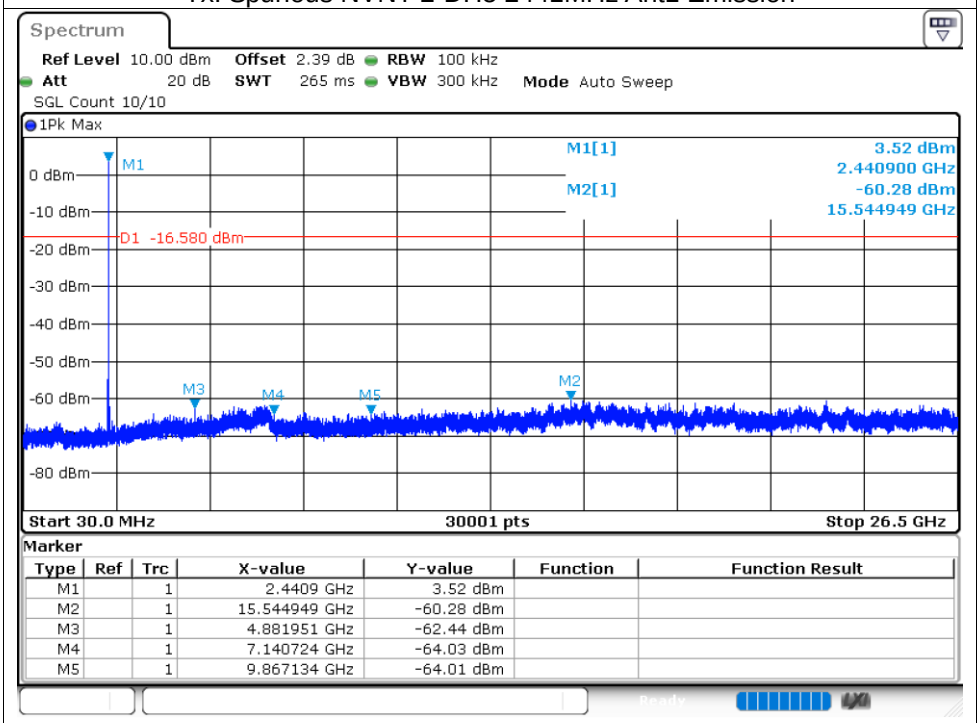

Marker

Type	Ref	Trc	X-value	Y-value	Function	Function Result
M1		1	2.4409 GHz	3.52 dBm		
M2		1	15.544949 GHz	-60.28 dBm		
M3		1	4.881951 GHz	-62.44 dBm		
M4		1	7.140724 GHz	-64.03 dBm		
M5		1	9.867134 GHz	-64.01 dBm		

Tx. Spurious NVNT 2-DH5 2480MHz Ant1 Ref

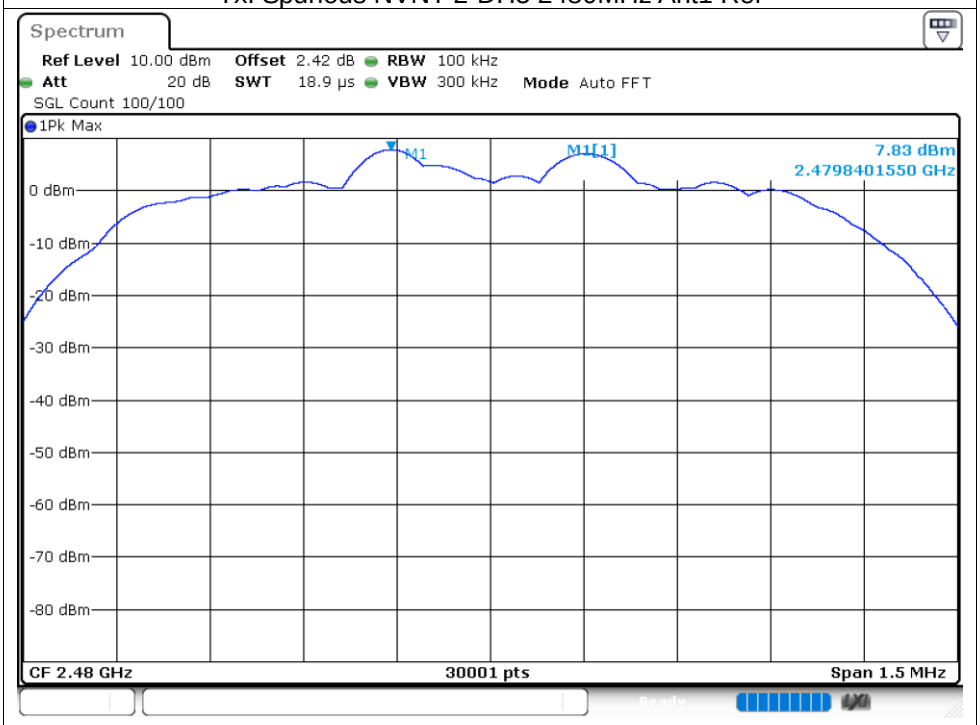

Tx. Spurious NVNT 2-DH5 2480MHz Ant1 Emission

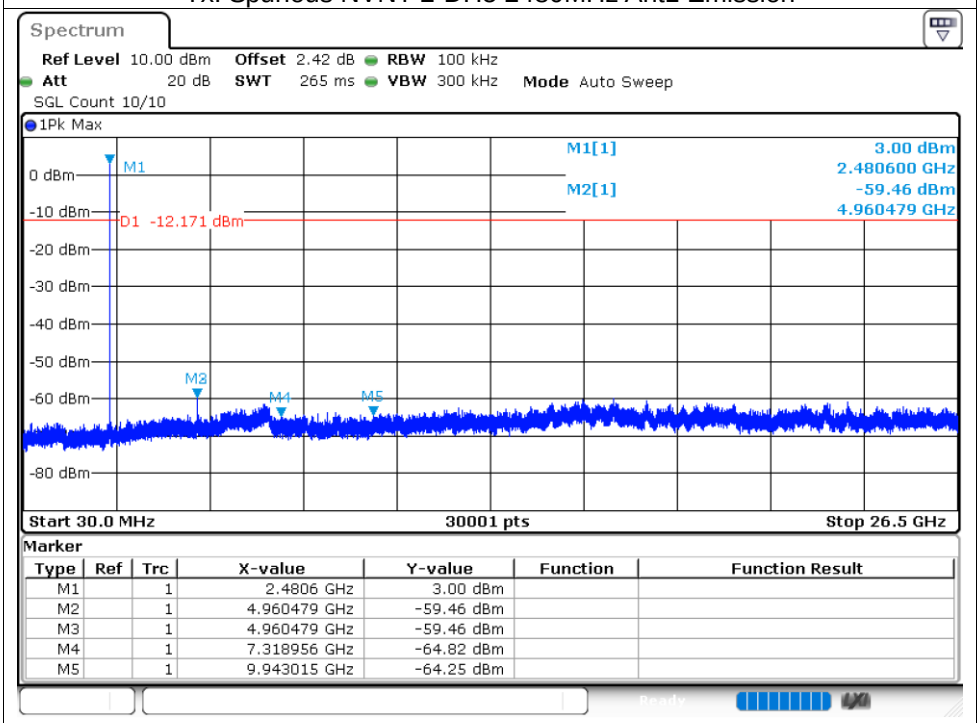

Marker

Type	Ref	Trc	X-value	Y-value	Function	Function Result
M1		1	2.4806 GHz	3.00 dBm		
M2		1	4.960479 GHz	-59.46 dBm		
M3		1	4.960479 GHz	-59.46 dBm		
M4		1	7.318956 GHz	-64.82 dBm		
M5		1	9.943015 GHz	-64.25 dBm		

Tx. Spurious NVNT 3-DH5 2402MHz Ant1 Ref

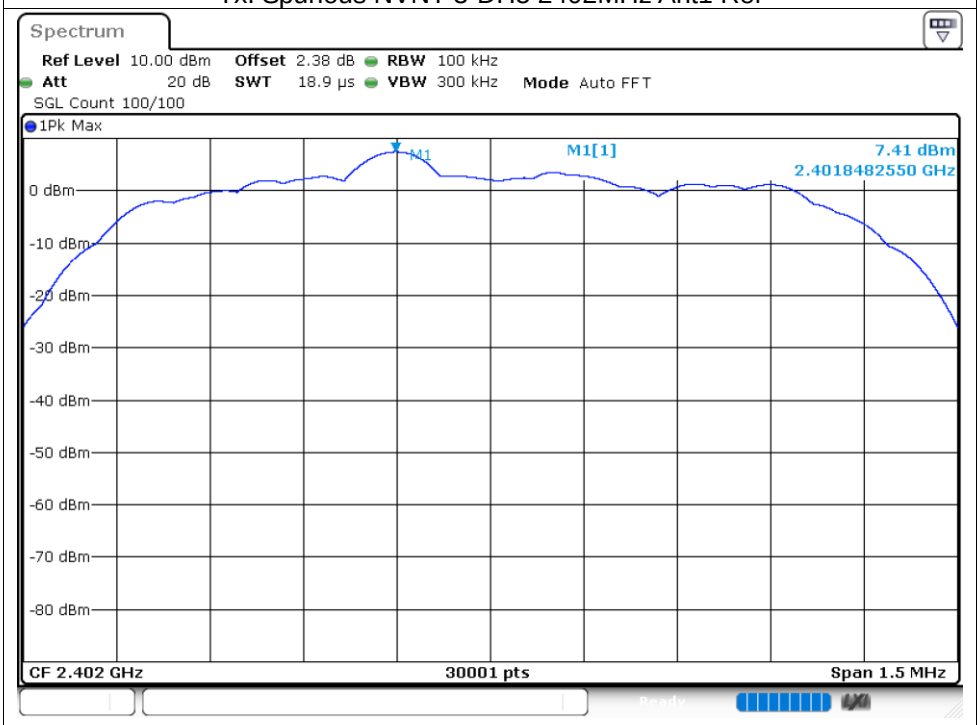

Tx. Spurious NVNT 3-DH5 2402MHz Ant1 Emission

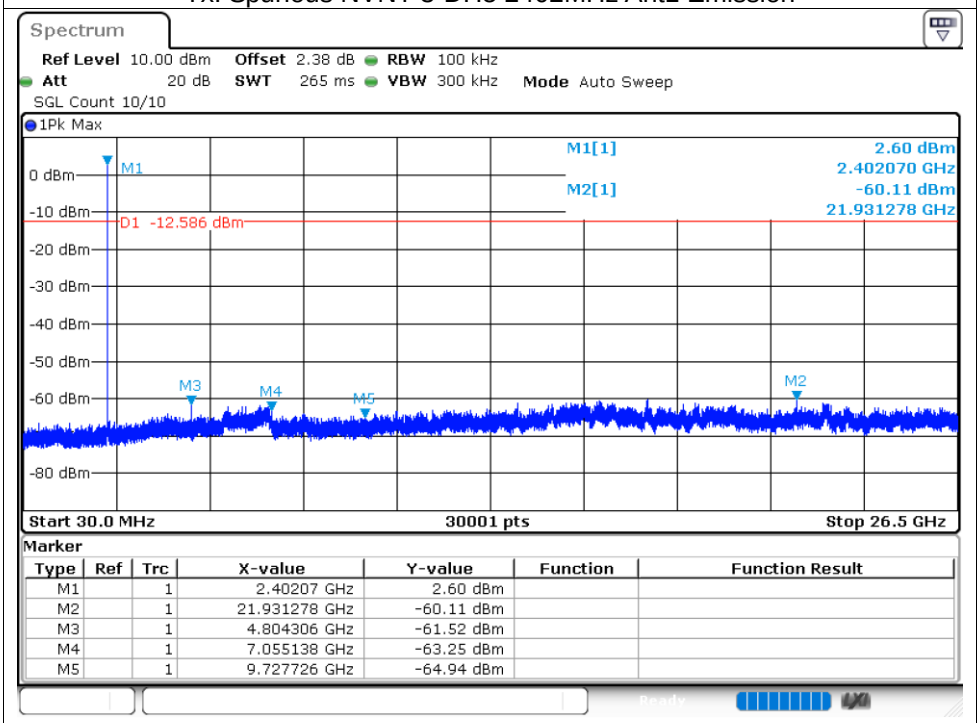

Marker

Type	Ref	Trc	X-value	Y-value	Function	Function Result
M1		1	2.40207 GHz	2.60 dBm		
M2		1	21.931278 GHz	-60.11 dBm		
M3		1	4.804306 GHz	-61.52 dBm		
M4		1	7.055138 GHz	-63.25 dBm		
M5		1	9.727726 GHz	-64.94 dBm		

Tx. Spurious NVNT 3-DH5 2441MHz Ant1 Ref

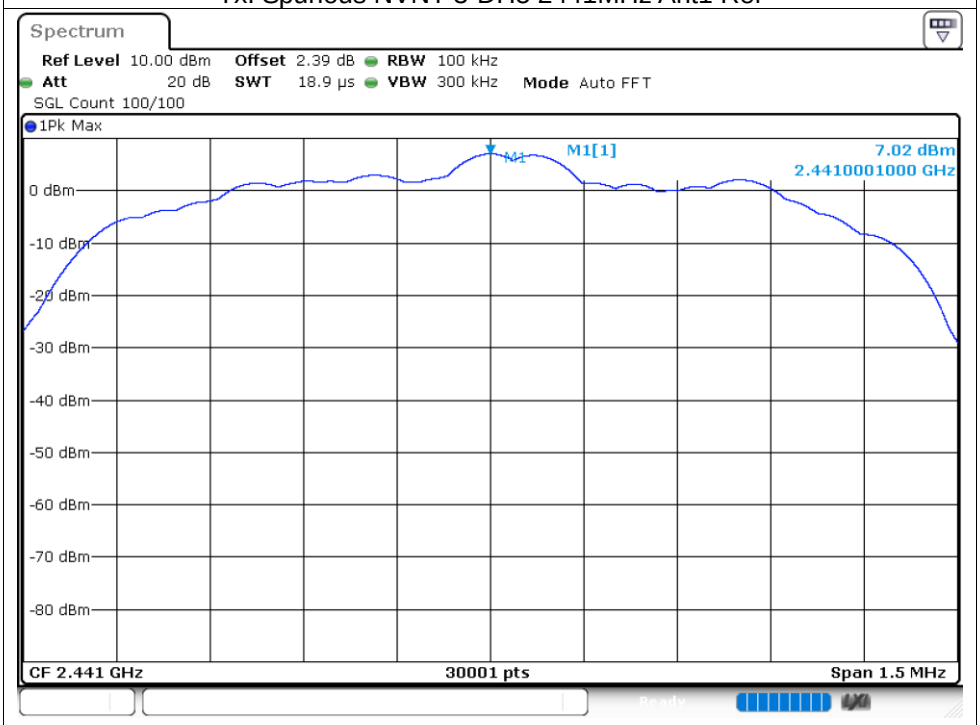

Tx. Spurious NVNT 3-DH5 2441MHz Ant1 Emission

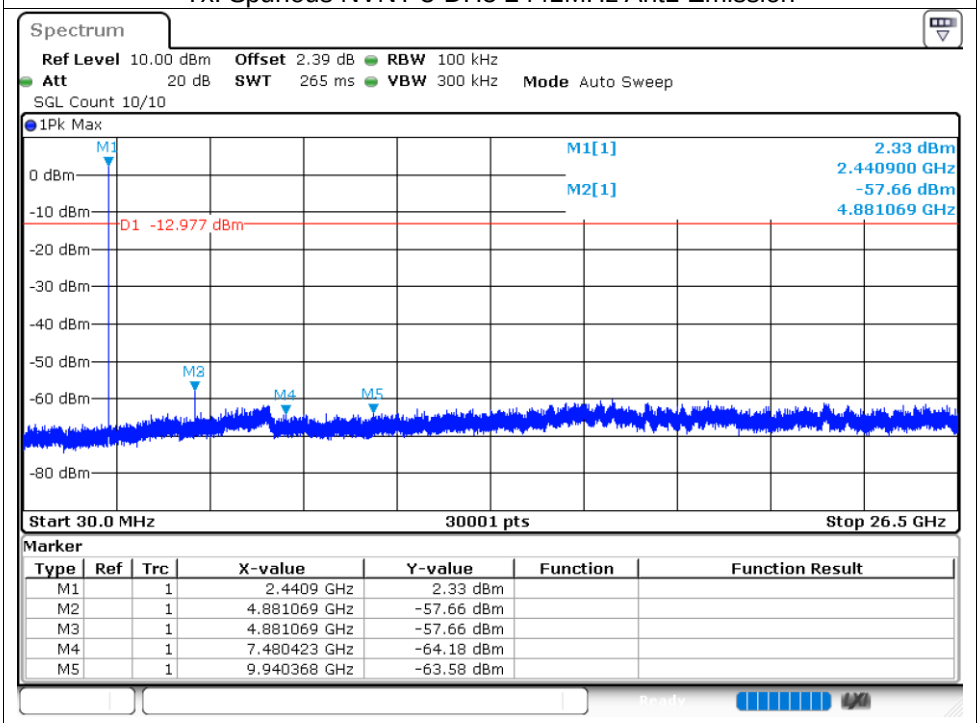

Marker

Type	Ref	Trc	X-value	Y-value	Function	Function Result
M1		1	2.4409 GHz	2.33 dBm		
M2		1	4.881069 GHz	-57.66 dBm		
M3		1	4.881069 GHz	-57.66 dBm		
M4		1	7.480423 GHz	-64.18 dBm		
M5		1	9.940368 GHz	-63.58 dBm		

Tx. Spurious NVNT 3-DH5 2480MHz Ant1 Ref

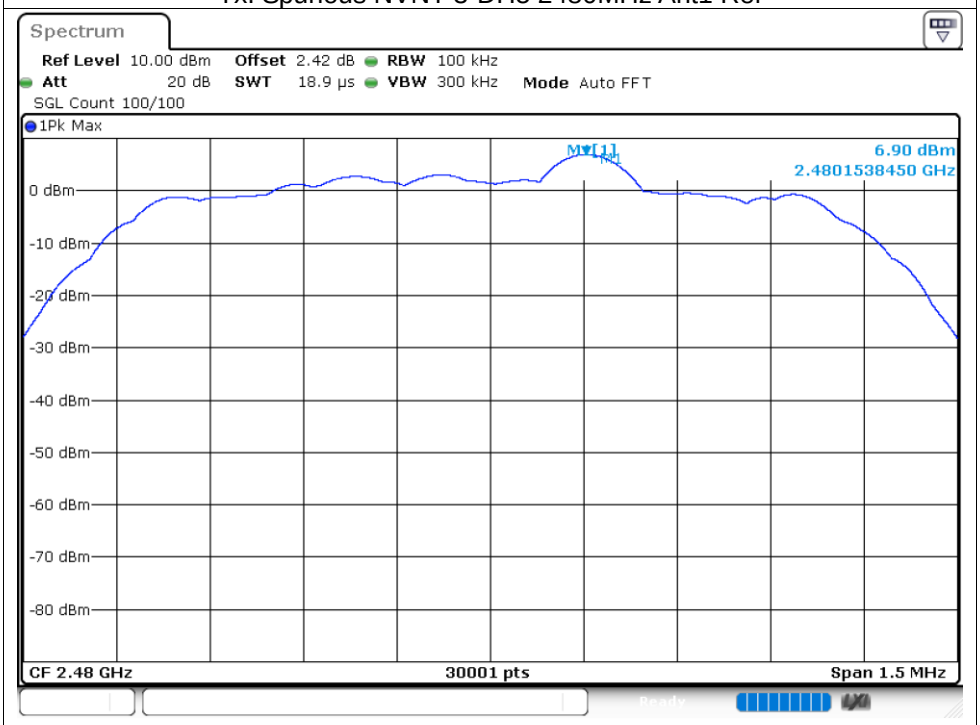

Tx. Spurious NVNT 3-DH5 2480MHz Ant1 Emission

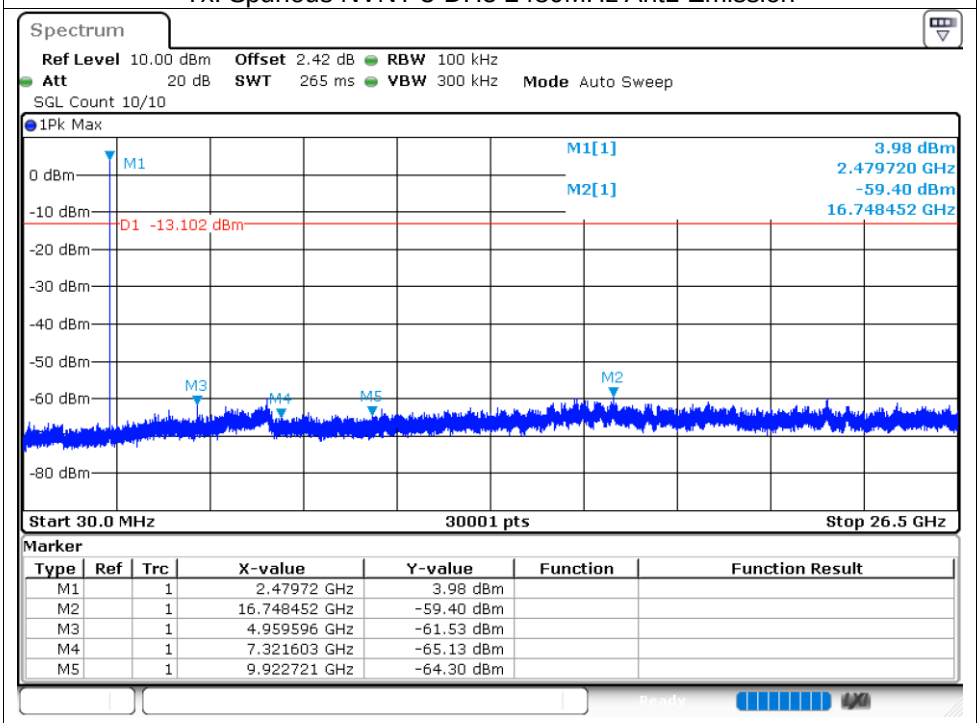

Marker

Type	Ref	Trc	X-value	Y-value	Function	Function Result
M1		1	2.47972 GHz	3.98 dBm		
M2		1	16.748452 GHz	-59.40 dBm		
M3		1	4.959596 GHz	-61.53 dBm		
M4		1	7.321603 GHz	-65.13 dBm		
M5		1	9.922721 GHz	-64.30 dBm		

END OF REPORT