Antenna parameters

目录

1、 Dimensions 2
2、 VSWR 3
3、 Gain 3
3.1 Direction 3
3.2 Radiation pattern 4
3.3 Radiation pattern（3D） 5
4、 Antenna gain 5
5、 Antenna parameters 6
6、 Test 6

1、Dimensions

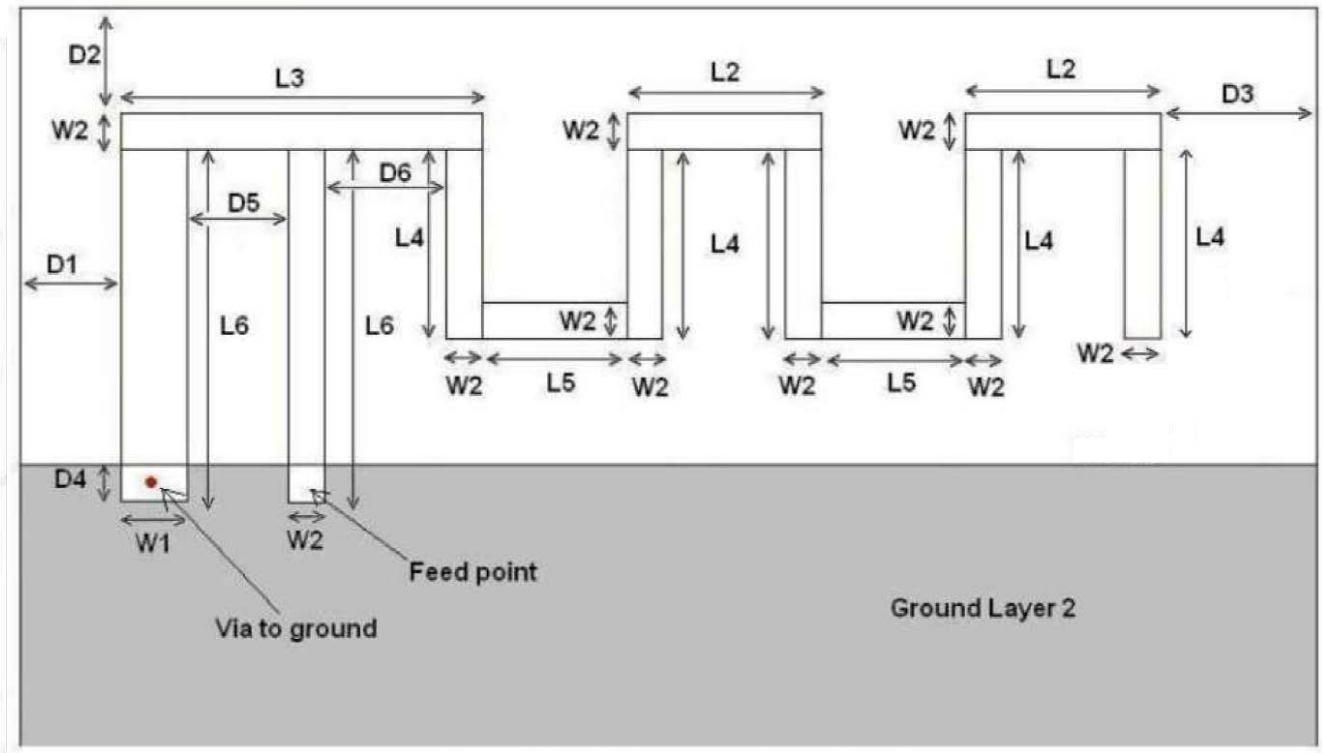

Figure 3: Antenna Dimensions

L2	2.70 mm
L3	5.00 mm
L4	2.64 mm
L5	2.00 mm
L6	4.90 mm
W1	0.90 mm
W2	0.50 mm
D1	0.50 mm
D2	0.30 mm
D3	0.30 mm
D4	0.50 mm
D5	1.40mm
D6	1.70 mm

Table 1: Antenna Dimensions

2、VSWR

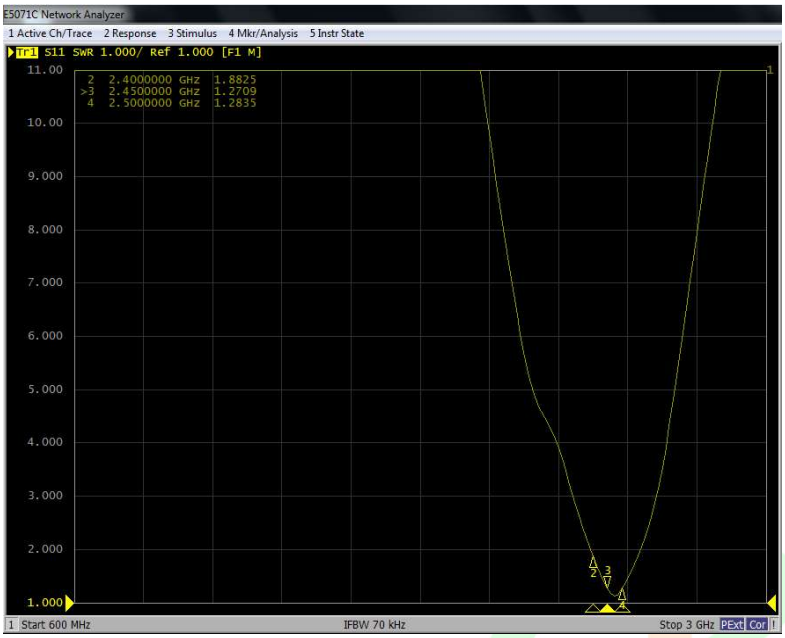

3、Gain

3.1 Direction



3.2 Radiation pattern

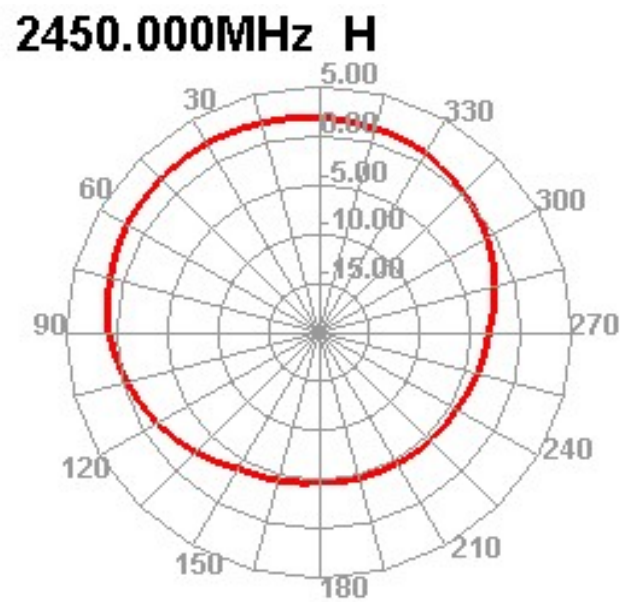

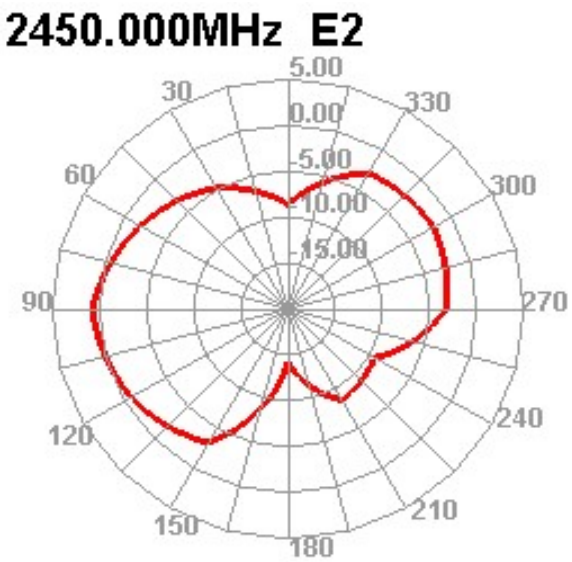

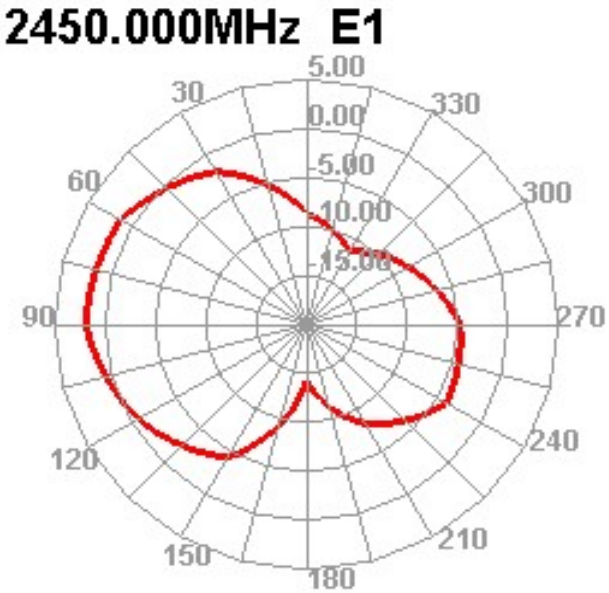

3.3 Radiation pattern（3D）

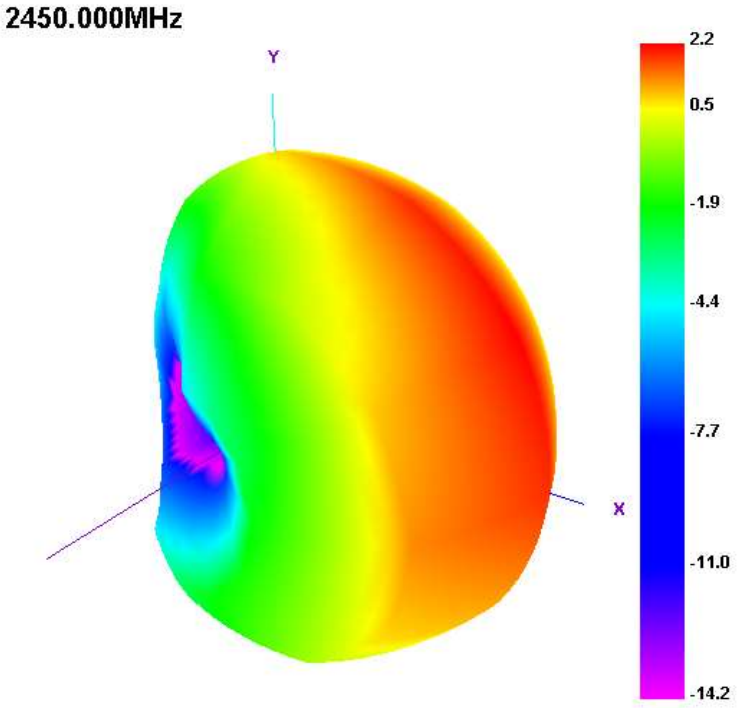

TIME-IOT

4、Antenna gain

Freq (MHz)	Effi (%)	Effi (dB)	Gain (dBi)
2400	45.38	-3.43	0.46
2410	46.02	-3.37	0.73
2420	45.52	-3.42	0.8
2430	53.1	-2.75	1.56
2440	52.57	-2.79	1.64
2450	59.28	-2.27	2.18
2460	57.9	-2.37	2.09
2470	66.65	-1.76	2.7
2480	64.09	-1.93	2.43
2490	62.71	-2.03	2.31
2500	62.06	-2.07	2.16

5、Antenna parameters

Antenna model	TM-ANT -AN001
Frequency range (MHz)	2400-2500
Input impedance (Ω)	50
VSWR	<2.0
Gain (dBi)	2.0dBi±0.5
Power (w)	10
voltage (V)	None
Dimensions (mm)	14*8

6、Test