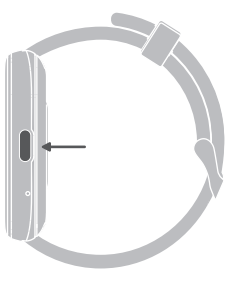

Charge the smartwatch to activate it before first use.

1

Enter Pairing Mode

Press and hold the power button on the side to power on.

2

Download Shark Fit App

Search Shark Fit APP in Google Play (Android) or App Store (iOS), or scan the QR code to download Shark Fit APP.

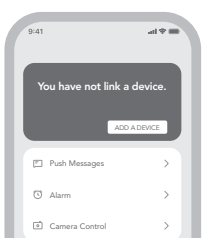

3

Set Up And Pair

Click "ADD A DEVICE" in Shark Fit APP to add the device:
1. Scan the QR code on the watch screen;
2. Search the watch Bluetooth for pairing.

Swipe On Home Screen

- Shortcuts and settings
- Notifications
- Fitness data, weather and music control
- Menu

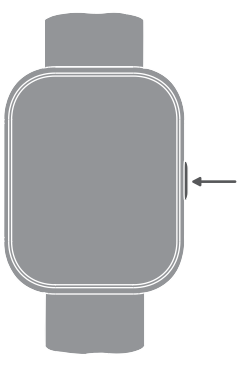

Home Button:

Wake the watch: Press once;
Power On: Press and hold till screen lights up;
Power Off: Press and hold and choose Power Off;
Back to Home Screen: Press once.

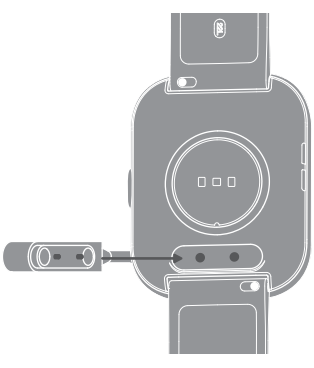

Charging

To charge the watch, place the watch flat and make sure that the two metal holes on the back are aligned with the metal tip of the charging head.

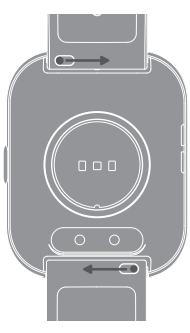

Change Straps

Slide the spring pin and hold it to remove a strap from the watch or attach a strap to the watch.

Parameters

Product Name: Smart Watch
Model: BS-GT Neo
Ingress protection level: IP68
Input rating: 5V⎓0.5A
Sensor: 3-axis acceleration sensor, HRM and SpO2 sensor

Battery capacity: 300mAh
Sync mode: Bluetooth 5.2
Resolution: 240*296 pixels
Display: 2.02 inch TFT
Operating temperature: 0°C ~ 45°C
Operating frequency: 2402MHz ~ 2480MHz
Bluetooth transmit power: ≤ 8dBm

Contents

Smart Watch
Charging Cable
User Manual

Certification

FCC ID:2BCNP-BS-GT

Regulatory Information

To view regulatory information, please go to Settings - About - Regulatory Information

Customer Support

Need help or more information?
Please scan the QR code.
You can also check the FAQs in the App.

FCC Warning

This device complies with part 15 of the FCC Rules. Operation is subject to the following two conditions:
(1)This device may not cause harmful interference, and (2) this device must accept any interference received, including interference that may cause undesired operation.

Any Changes or modifications not expressly approved by the party responsible for compliance could void the user's authority to operate the equipment.

Note: This equipment has been tested and found to comply with the limits for a Class B digital device, pursuant to part 15 of the FCC Rules. These limits are designed to provide reasonable protection against harmful interference in a residential installation. This equipment generates uses and can radiate radio frequency energy and, if not installed and used in accordance with the instructions, may cause harmful interference to radio communications. However, there is no guarantee that interference will not occur in a particular installation. If this equipment does cause harmful interference to radio or television reception, which can be determined by turning the equipment off and on, the user is encouraged to try to correct the interference by one or more of the following measures:

-Reorient or relocate the receiving antenna.

-Increase the separation between the equipment and receiver.

-Connect the equipment into an outlet on a circuit different from that to which the receiver is connected.

-Consult the dealer or an experienced radio/TV technician for help.

The device has been evaluated to meet general RF exposure requirement. The device can be used in portable exposure condition without restriction.

Note

Please read the instructions before use:
1. The product should be charged for more than 2 hours before use, but avoid prolonged charging in an unmanned environment.
2. Please use a charger of 5V/1A or 5V/2A along with the original charging cable from Black Shark.

* The Company reserves the right to change the terms and conditions without prior notice. Some features may vary in different software versions.

Warnings

1. Replacement of a battery with an incorrect type that can defeat a safeguard (for example, in the case of some lithium battery types);
2. Disposal of a battery into fire or a hot oven, or mechanically crushing or cutting of a battery, that can result in an explosion;
3. Leaving a battery in an extremely high temperature surrounding environment that can result in an explosion or the leakage of flammable liquid or gas;
4. A battery subjected to extremely low air pressure that may result in an explosion or the leakage of flammable liquid or gas.

Black Shark GT Neo

User Manual

PANTONE 2420 C