SPIDER WALKIE-TALKIE

FCC ID: 2BCOJ-MQ-21B

This device complies with Part 15 of the FCC Rules.

Operation is subject to the following two conditions:

(1) this device may not cause harmful interference, and
(2) this device must accept any interference received, including interference that may cause undesired operation.

How to operate (US)

1. Press and hold for 5 seconds "⏻" to turn on/off
2. Long press for 3 seconds "V+/V-" to change different channels and light colors. When the light color is consistent, press "V+/V-" to adjust the volume for the same frequency
3. When the same frequency is successful, press and hold "TALK" to speak
4. "CALL" is the call button, you can call the other party in the same frequency state, and the other party can answer the call after pressing "CALL" after receiving the call

Product parameters

Working voltage: 4.5V
Transmission power: 0.5W
Standby current: 10mA
Frequency: 462.5625 - 462.6125MHz
Receiver sensitivity: less than -120dBm
Transmission current: 300mA

Battery life: 48 hours
Each intercom uses 3 AAA batteries
Effective straight-line communication distance: 1000 meters

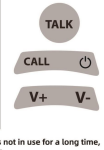

Friendly reminder: When the walkie-talkie is not in use for a long time, please remember to turn it off to save power.

Comment fonctionner? (FR)

1. Maintenez "⏻" pendant 5 secondes pour ouvrir / fermer
2. Appuyez longtemps sur le bouton "V + / V-" pendant 3 secondes pour modifier différents canaux et couleurs lumineuses. Lorsque la couleur lumineuse est cohérente, ajustez le volume de la même fréquence selon "V + / V-".
3. Lorsque la même fréquence est établie, appuyez et maintenez enfoncé le bouton "TALK" pour parler.
4. "CALL" est le bouton d'appel. Vous pouvez appeler l'autre partie qui se trouve dans le même état de fréquence, et l'autre partie peut répondre à l'appel en appuyant sur "CALL" après avoir reçu l'appel.

Paramètres du produit

Tension de travail : 4,5V
Puissance d'émission : 0,5W
Courant en veille : 10 mA
Fréquence : 462.5625 - 462.6125MHz
Sensibilité de réception : inférieure à -120 dBm
Courant d'émission : 300 mA

Autonomie de la batterie : 48 heures
Chaque interphone utilise 3 batteries AAA
Distance de communication efficace en ligne droite : 1000 mètres

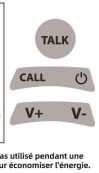

Rappel amical: Lorsque le talkie-walkie n'est pas utilisé pendant une longue période, veuillez penser à l'éteindre pour économiser l'énergie.

Wie bedient man es? (DE)

1. Halten Sie " ⏻ " für 5 Sekunden Zeit, um zu öffnen/zu schließen
2. Lange drücken Sie 3 Sekunden lang die Taste "V+/V-", um verschiedene Kanäle und leichte Farben zu ändern. Wenn die Lichtfarbe konsistent ist, passen Sie das Volumen derselben Frequenz nach "V+/V-" an.
3. Halten Sie "TALK" gedrückt, um zu sprechen, wenn dieselbe Frequenz erfolgreich ist.
4. "CALL" ist der Rufknopf. Sie können die andere Partei im gleichen Frequenzstatus anrufen, und die andere Partei kann den Anruf beantworten, indem sie nach dem Empfang des Anrufs auf "CALL" drückt.

Produktparameter

Betriebsspannung: 4,5V
Sendeleistung: 0,5W
Standby-Strom: 10mA
Frequenz: 462.5625 - 462.6125MHz
Empfindlichkeit des Empfängers: kleiner als -120dBm
Sendestrom: 300mA

Batterielaufzeit: 48 Stunden
Jede Gegensprechanlage verwendet 3 AAA -Batterien
Effektive Kommunikationsreichweite in gerader Linie: 1000 Meter

Freundliche Erinnerung: Wenn das Funkgerät längere Zeit nicht verwendet wird, bitte beachten Sie, es auszuschalten, um Strom zu sparen.

Come si utilizza? (IT)

1. Tenere premuto " ⏻ " per 5 secondi per aprire/chiudere
2. Premere a lungo il pulsante "V+/V-" per 3 secondi per cambiare canali diversi e colori chiari.
3. Quando il colore della luce è coerente, regolare il volume della stessa frequenza in base a "V+/V-". Quando viene stabilita la stessa frequenza, tenere premuto il pulsante "TALK" per parlare.
4. "CALL" è il pulsante di chiamata. È possibile chiamare l'altra parte nello stesso stato di frequenza e l'altra parte può rispondere alla chiamata dopo aver premuto "CALL" al ricevimento della chiamata.

Parametri del prodotto

Tensione di lavoro: 4,5V
Potenza di trasmissione: 0,5W
Corrente in standby: 10 mA
Frequenza: 462.5625 - 462.6125MHz
Sensibilità di ricezione: inferiore a -120 dBm
Corrente di trasmissione: 300 mA

Durata della batteria: 48 ore
Ogni interfono utilizza 3 batterie AAA
Distanza efficace di comunicazione in linea retta: 1000 metri

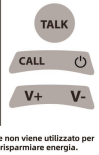

Promemoria gentile: Quando il walkie-talkie non viene utilizzato per un lungo periodo, si prega di spegnerlo per risparmiare energia.

Attention:
This radio complies with IEEE and ICNIRP exposure limits for General Population/Uncontrolled RF exposure environment at operating duty
factors of up to 50% and is authorized by the FCC for General
Population/Uncontrolled use only. An appropriate warning lable is
affixed to all units. In order to comply with RF exposure
requirements, a minimum distance of
10mm must be maintained when held-to-face, and body-worn operations
are restricted to the approved original
accessories (Belt Clip and headset).?a?hinimun?distance?of??0??mm. Do not use this device when antenna shows obvious damages.
This product is compliance to FCC RF Exposure requirements and refers to FCC website
https://apps.fcc.gov/oetcf/eas/reports/GenericSearch.cfm search for
FCC ID: 2BCOJ-MQ-21B to gain further
information include SAR Values.

NOTE: This equipment has been tested and found to comply with the limits for a
Class B digital device, pursuant to part 15 of the FCC Rules. These limits are
designed to provide reasonable protection against harmful interference in a residential installation. This equipment
generates, uses and can radiate radio frequency energy and, if not installed and used in accordance with the instructions,
may cause harmful interference to radio communications. However, there is no guarantee that interference will not occur in a
particular installation. If this equipment does cause harmful interference to radio or television reception, which can be
determined by turning the equipment off and on, the user is encouraged to try to correct the interference by one or more of
the following measures:
- Reorient or relocate the receiving antenna.
- Increase the separation between the equipment and receiver.
-Connect the equipment into an outlet on a circuit different from that to which the receiver is connected.
-Consult the dealer or an experienced radio/TV technician for help.
Changes or modifications not expressly approved by the party responsible for compliance could void the user's authority to operate the equipment.

This device complies with part 15 of the FCC Rules. Operation is subject to the following two conditions:
(1) This device may not cause harmful interference
(2) this device must accept any interference received, including interference that may cause undesired operation.