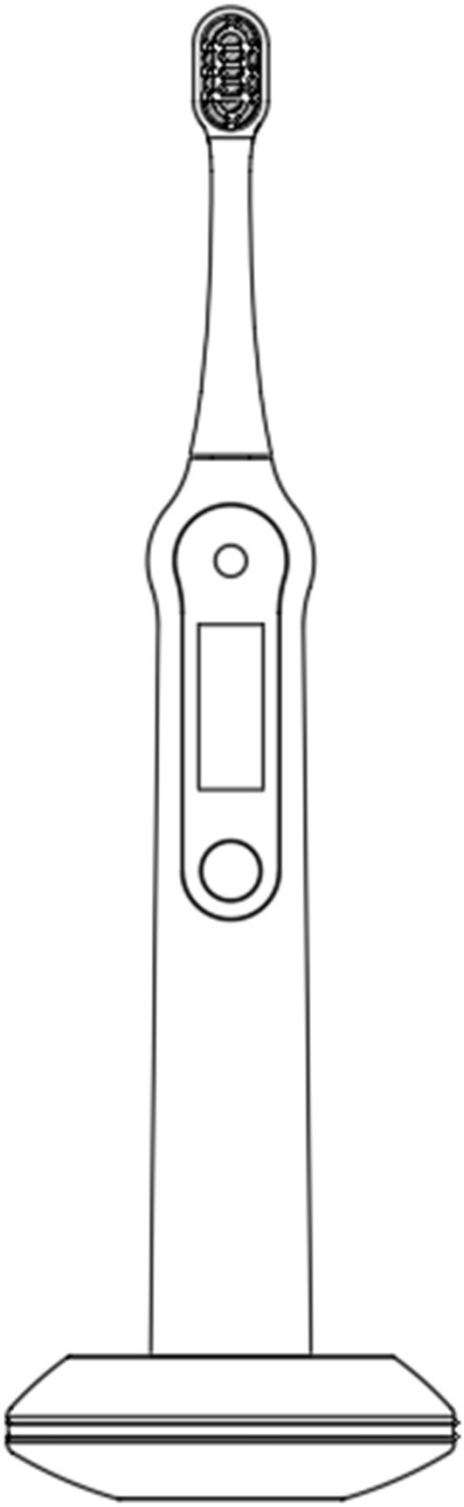

Smile Teeth AI ETB K1

Before using this product, please read the manual carefully and keep it properly for future use.

Desciption

Smile Teeth Intelligent ETB K1 is a specially designed electric tooth brush for children, it adds following functions beside cleaning functions:

- Digital camera, which can take photos after brushing;
- Link to AI severe to get assist in judging oral health status;
- Touch screen display improves the convenience of human-computer interaction;
- Interaction design of flower and star can inspire children to develop brushing habits;
- Language guidance function to prevent missed brushing;
- Music adds fun to brushing teeth.

Note

- After use, rinse the brush head with clean water and let it air dry naturally;
- Please use Smile Teeth original replacement brush head;
- The toothbrush host can be cleaned directly with clean water and then air dried naturally, but do not use water or acidic cleaning solution above 40 ℃ for cleaning;
- Falling the product can easily cause damage to the brush, do not use it after damage;

- The body should be kept away from heat sources and should not be used in high-temperature environments;
- Please do not by yourself. If repair is needed, please contact Smile Teeth service department;

Safety Information

This product is only designed for its intended use. Before using this product, please read this important information carefully to avoid damaging the product and causing bodily harm due to misuse.

Intended use:

K1 is designed specifically for children, aiming to cultivate their brushing habits and assist them in identifying dental health issue. With unique cameras and AI algorithms, it can help children detect tooth abnormalities at any time and avoid missing the right time due to human factors.

Electromagnetic field

This product complies with all applicable standards and specifications related to exposure to electromagnetic fields.

Basic parameters

Product Name: Yueya Cloud Intelligent Electric ToothbrushProduct model: K1

- Work mode: healthy teeth fixation, super soft care, whitening and cleaning
- Working voltage: 3.7V---
- Rated power: 3W
- Charging time: 8h
- Waterproof grade: IPX7
- Battery life: 300min
- Battery specification: Lithium battery/14650/3000mAh
- Executive standard: GB4706.1-2005 GB4706.59-2008

Name of each part of the product

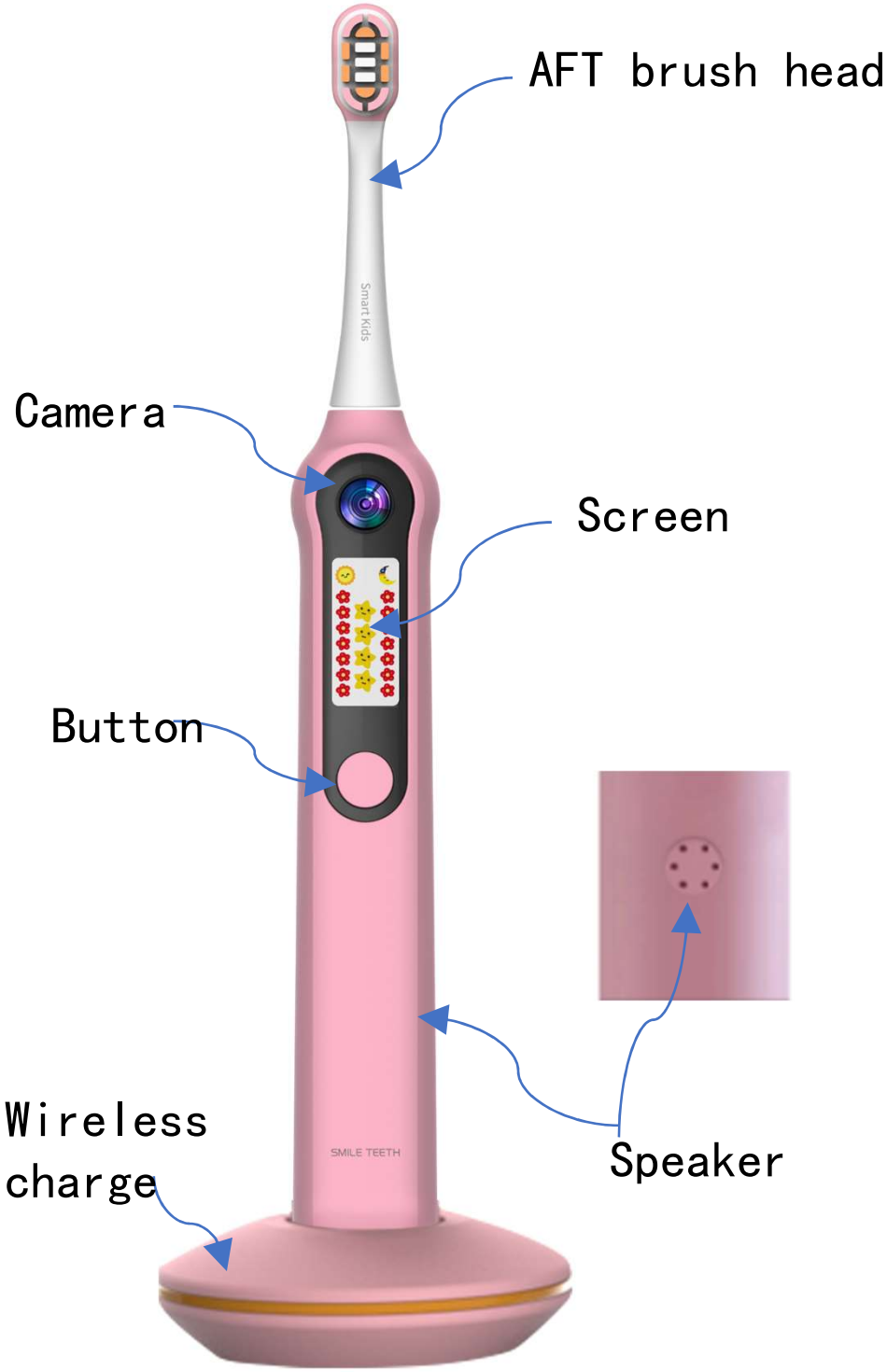

Operation Process

1. Install smile teeth APP and register it;
2. Press the button to wake up the toothbrush, and the screen will display the weekly brushing record;



3. Turn on the Bluetooth function of the phone, select 2.4G WiFi for the network, open the APP, click the button in the upper left, select "My Device" in the directory, click to enter, click "Add Device", select the toothbrush in the pop-up window, enter the WiFi password, the toothbrush enters the binding process, the binding is completed, the APP feedback is "binding successful", and the toothbrush screen displays "binding successful"

Operation Process

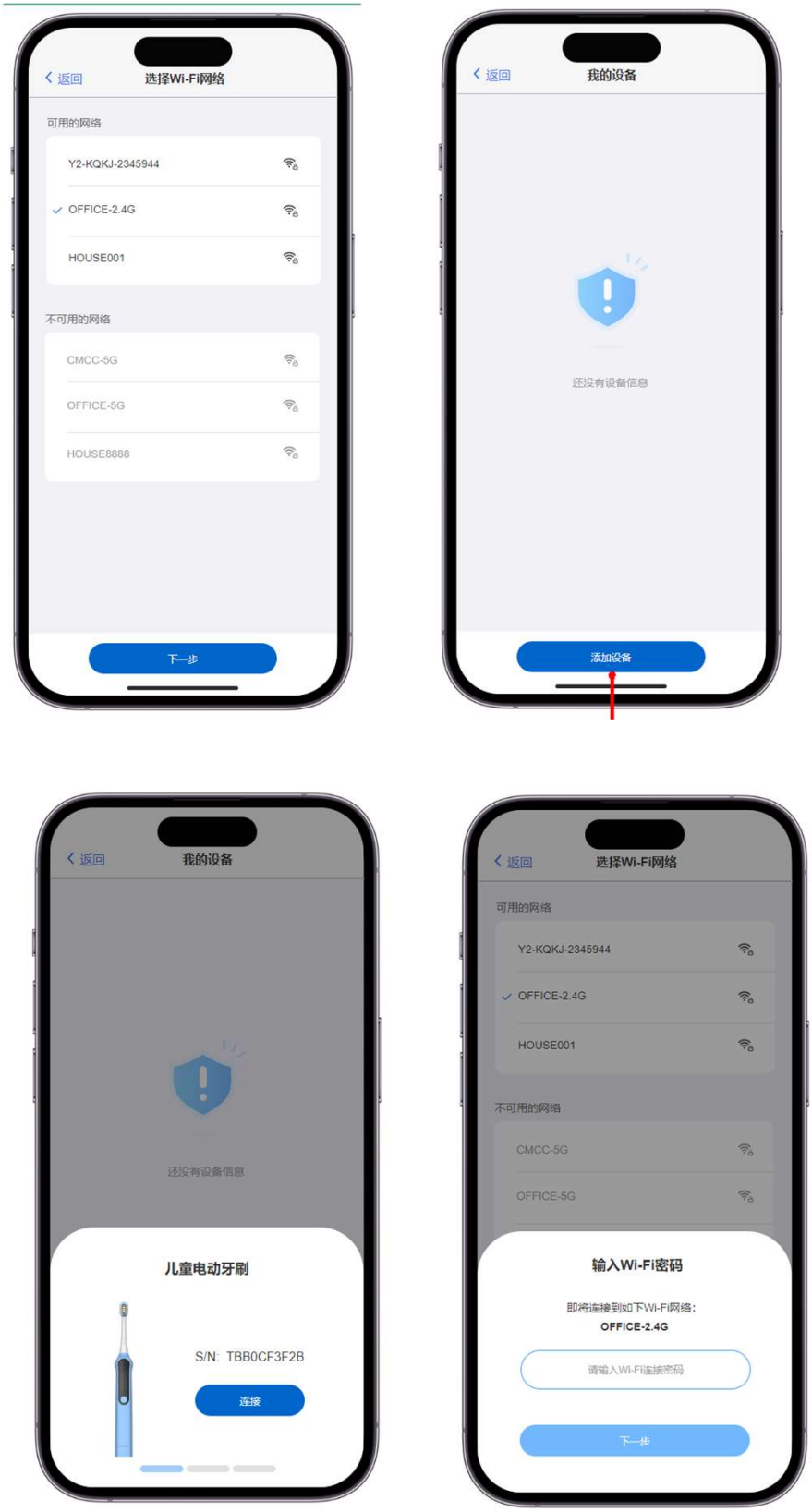

Operation Process

4. Swipe the screen from right to left and switch to brushing mode, photography mode, language mode, and music mode. In any mode, swipe the screen up or down to select different configurations in that mode.

Attention: Swipe left and right to switch to the main menu, and up and down to switch to submenus.

Operation Process

5. Enter the photography mode, the brush will automatically turn on the light and Wi-Fi , put the button “link the kids TB” in APP with the right character, find the Wi-Fi signal including “K3- * * *” and connected, the camera will start to work, you can click the photo button on the app to take a picture.

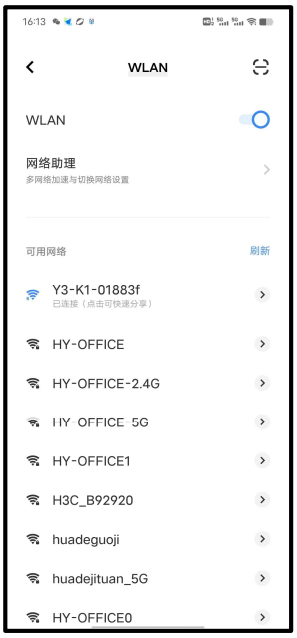

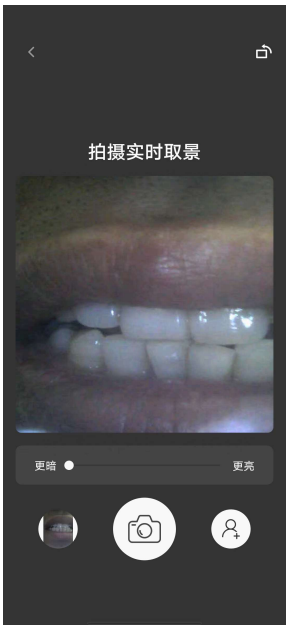

Operation Process

6. Intelligent diagnosis, enter my photo album on the app, click on relevant photos, click on Generate AI Report, return to the main menu, click on "My Report", and view the report.

7. Charging: Connect the USB to an adapter, with a maximum voltage of 5V, 1A. Place the toothbrush on the charging stand, the breathing light will display red. After the toothbrush is fully charged, the display light will display green.

Issue and solution

Issue	Cause	Solutions
Vibration getting weaker and weaker	Less power	Charge the battery.

Issue	Cause	Solutions
Toothbrush can't be bound to the app	The WiFi may be 5G, the brushes only supports 2.4G	Select 2.4G Wi-Fi under APP network setting, then link again.
Stuck when clicking on generate report	Phone network still link to brush	Exit photo taking mode , the phone will link internet again, then upload your pictures.
Crashes	Frequently operate makes processor processing speed lags behind	Put the brush to the charge stand and restart.

Warranty Regulations & Commitment

Warranty Regulations

Warranty service only works under warranty period and normal use. Issues caused by quality you will getfollowing three guarantees services:

1. If a malfunction occurs within 7 days from the date of purchase, the seller is responsible for free return, exchange, or repair.
2. Sellers who experience malfunctions within 7 to 15 days from the date of purchase are responsible for free replacement or repair.
3. If find issues in 2 years, you will get free repair serve, please take the card and invoice as well as the products to us.

Non warranty regulations

The following situations (but not limited to) are not within the scope of warranty service:

1. The content on the warranty card does not match or is altered from the physical label of the product.
2. Unauthorized maintenance, unauthorized disassembly, misuse, collision, liquid ingress, or modification, product quality issues caused by improper use, or tearing or altering product labels, anti-counterfeiting labels, machine serial numbers, etc.
3. Damage caused by failure to use, repair, and maintain the product in accordance with the instructions.
4. Damage to products and accessories caused by human factors.

1. Damage caused by force majeure such as floods, fires, lightning strikes, etc.
2. Using non original parts of our company, resulting in product failure or accidents.
3. There is no warranty card or valid invoice, and it cannot prove that the product is within the warranty period.

Warranty card

Consumer	Name	
	E-mail	
	Address	
	Phone #	
Product	Model	
	Date to buy	
	Issues	○ Can not link to internet; ○ Can not link to APP; ○ Others
Manufacturer: Smile teeth Intelligent Technology (Guangdong) Co., Ltd. Address: 3702-2, 37th Floor, Fude Life Insurance Building, No. 1001 Fuzhong 1st Road, Futian District, Shenzhen; Service hotline: 400-000-1248		

FCC Warnning:

This equipment has been tested and found to comply with the limits for a Class B digital device, pursuant to part 15 of the FCC Rules. These limits are designed to provide reasonable protection againstharmful interference in a residential installation. This equipment generates, uses and can radiateradio frequency energy and, if not installed and used in accordance with the instructions, maycause harmful interference to radio communications. However, there is no guarantee thatinterference will not occur in a particular installation. If this equipment does cause harmfulinterference to radio or television reception, which can be determined by turning the equipmentoff and on, the user is encouraged to try to correct the interference by one or more of thefollowing measures:

- Reorient or relocate the receiving antenna.
- Increase the separation between the equipment and receiver.
- Connect the equipment into an outlet on a circuit different from that to which the receiver is connected.
- Consult the dealer or an experienced radio/TV technician for help.

Caution: Any changes or modifications to this device not explicitly approved by manufacturer could void your authority to operate this equipment.

This device complies with part 15 of the FCC Rules. Operation is subject to the following two conditions:

(1)This device may not cause harmful interference, and (2) this device must accept any interference received, including interference that may cause undesired operation.

This equipment complies with FCC radiation exposure limits set forth for an uncontrolled environment. This equipment should be installed and operated with minimum distance 0cm between the radiator and your body.