Appendix A

RF Test Data for BT (Conducted Measurement)

Product Name: Tablet

Test Model: G12

Environmental Conditions

Temperature:	23.8° C
Relative Humidity:	52.1%
ATM Pressure:	100.0 kPa
Test Engineer:	Nick Peng
Supervised by:	Ling Zhu

A.1 20dB Emission Bandwidth

Test Result

TestMode	Antenna	Channel	20db EBW[MHz]	FL[MHz]	FH[MHz]	Verdict
DH5	Ant1	2402	0.915	2401.565	2402.480	---
		2441	0.936	2440.547	2441.483	---
		2480	0.927	2479.553	2480.480	---
2DH5	Ant1	2402	1.287	2401.364	2402.651	---
		2441	1.323	2440.334	2441.657	---
		2480	1.308	2479.343	2480.651	---
3DH5	Ant1	2402	1.281	2401.355	2402.636	---
		2441	1.296	2440.349	2441.645	---
		2480	1.311	2479.343	2480.654	---

Test Graphs

DH5_Ant1_2402

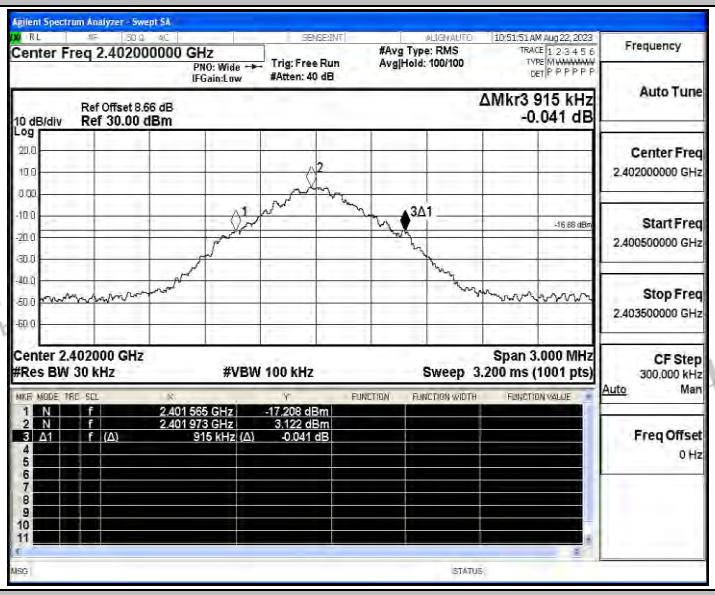

DH5_Ant1_2441

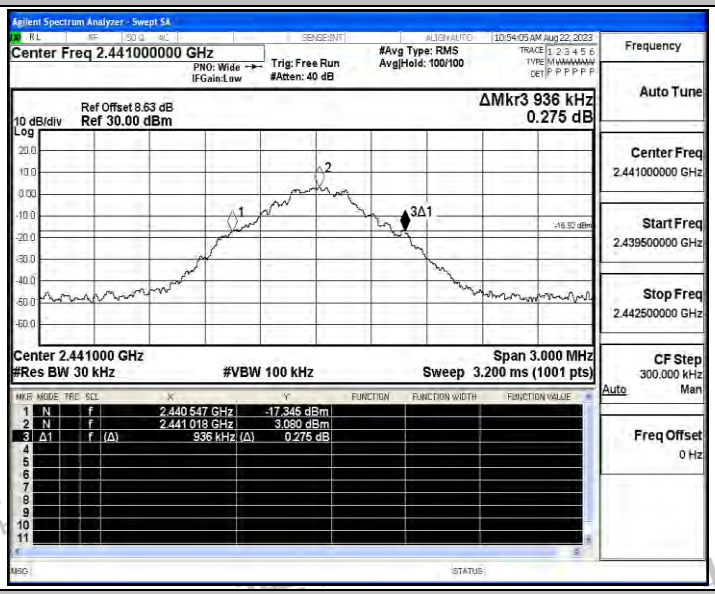

DH5_Ant1_2480

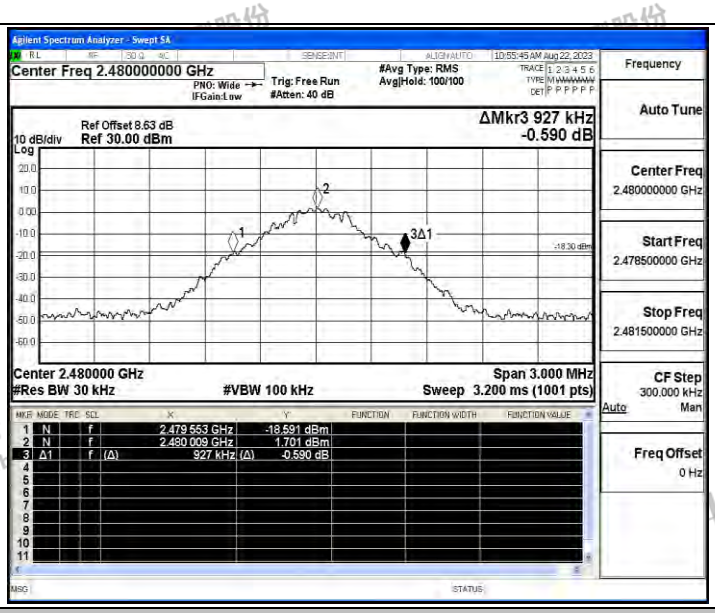

2DH5_Ant1_2402

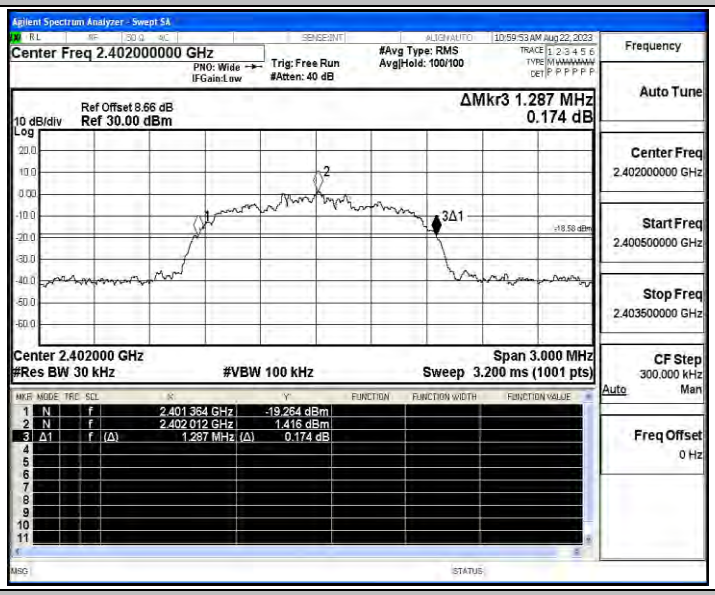

2DH5_Ant1_2441

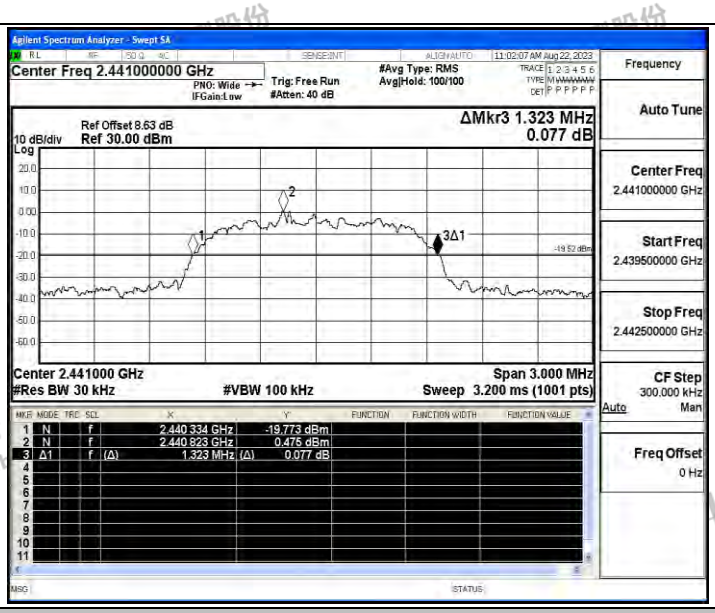

2DH5_Ant1_2480

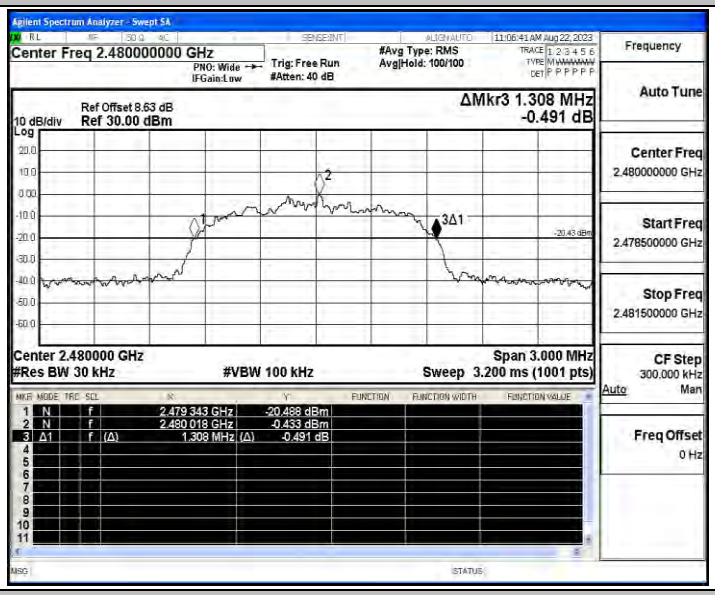

3DH5_Ant1_2402

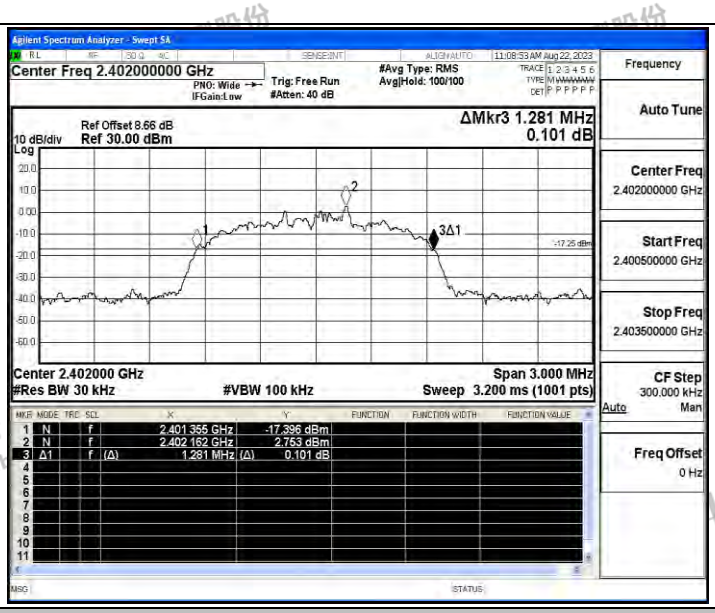

3DH5_Ant1_2441

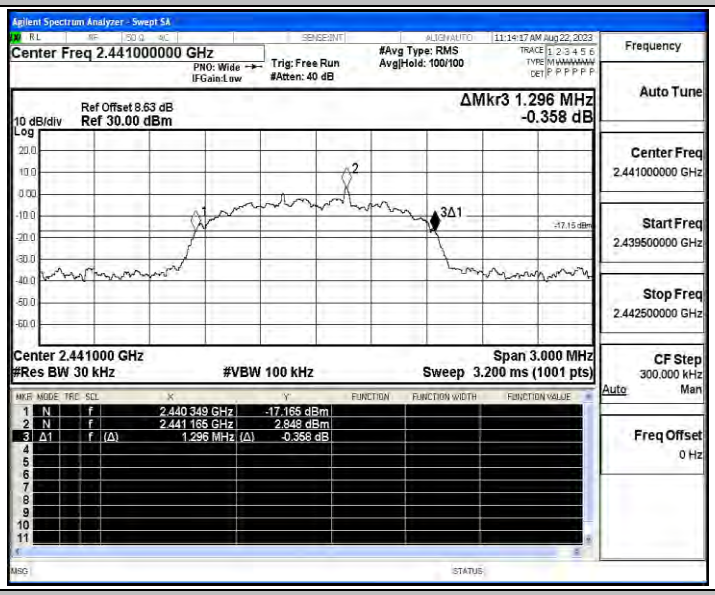

3DH5_Ant1_2480

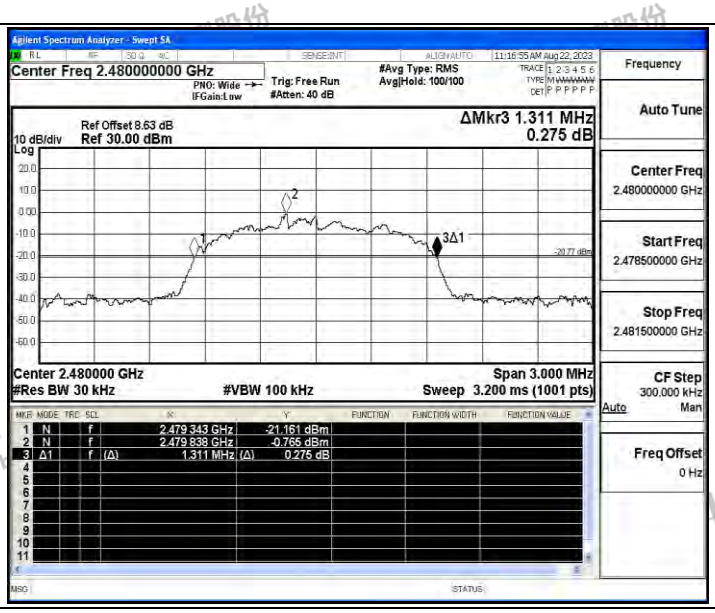
Agilent Spectrum Analyzer - Swept SA
Center Freq 2.480000000 GHz
PNO: Wide
IFGain:Low
Trig: Free Run
#Atten: 40 dB
#Avg Type: RMS
Avg|Hold: 100/100
11:16:55 AM Aug 22, 2023
Ref Offset 8.63 dB
10 dB/div Ref 30.00 dBm
Log
ΔMkr3 1.311 MHz
0.275 dB
-20.77 dBm
Center 2.480000 GHz
#Res BW 30 kHz
#VBW 100 kHz
Span 3.000 MHz
Sweep 3.200 ms (1001 pts)
1 N f 2.479 343 GHz -21.161 dBm
2 N f 2.479 838 GHz -0.765 dBm
3 Δ1 f (Δ) 1.311 MHz (Δ) 0.275 dB
Frequency
Auto Tune
Center Freq
2.480000000 GHz
Start Freq
2.478500000 GHz
Stop Freq
2.481500000 GHz
CF Step
300.000 kHz
Auto Man
Freq Offset
0 Hz

A.2 Maximum conducted output power

Test Result

TestMode	Antenna	Channel	Result[dBm]	Limit[dBm]	Verdict
DH5	Ant1	2402	6.25	≤21	PASS
		2441	6.2	≤21	PASS
		2480	4.8	≤21	PASS
2DH5	Ant1	2402	5.67	≤21	PASS
		2441	6.27	≤21	PASS
		2480	4.23	≤21	PASS
3DH5	Ant1	2402	5.78	≤21	PASS
		2441	6.14	≤21	PASS
		2480	4.31	≤21	PASS

Test Graphs

DH5_Ant1_2402

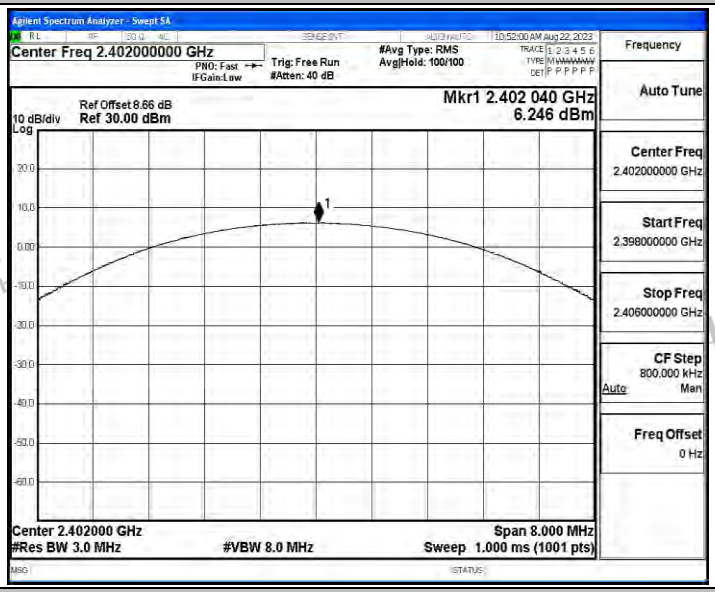

DH5_Ant1_2441

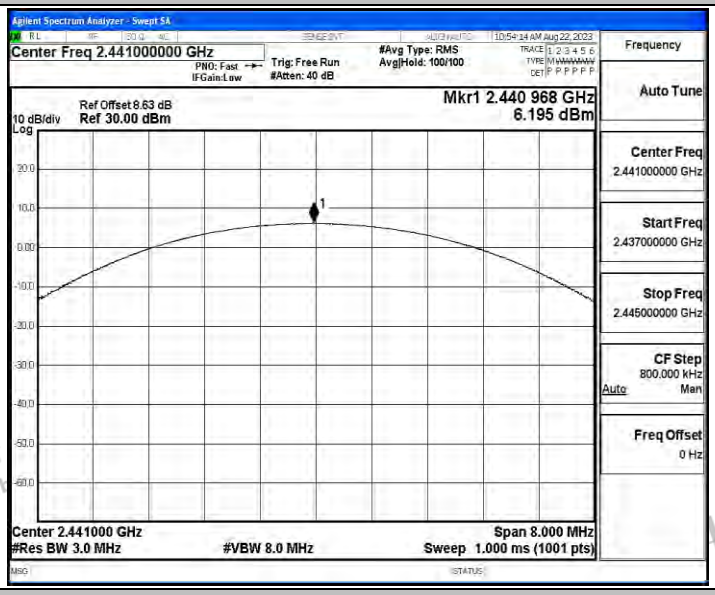

DH5_Ant1_2480

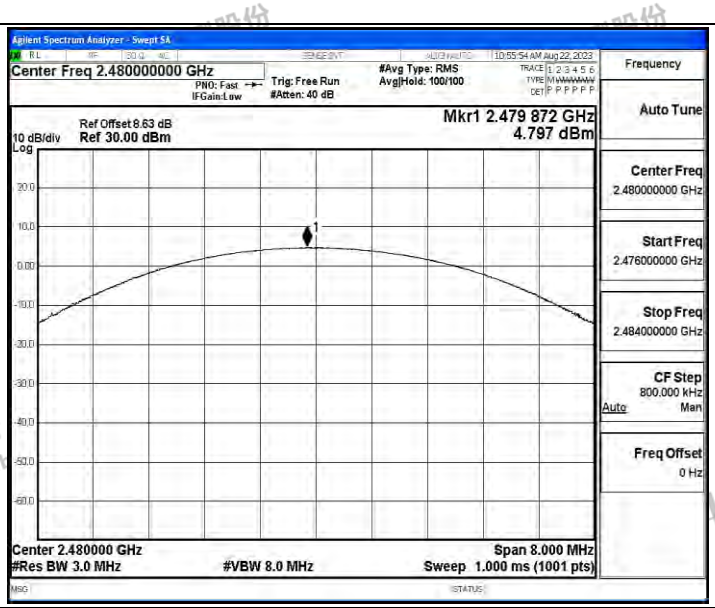

2DH5_Ant1_2402

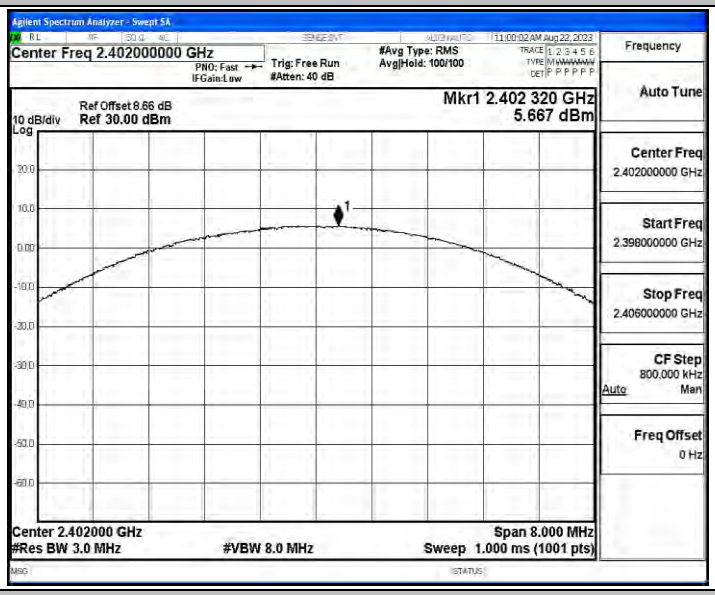

2DH5_Ant1_2441

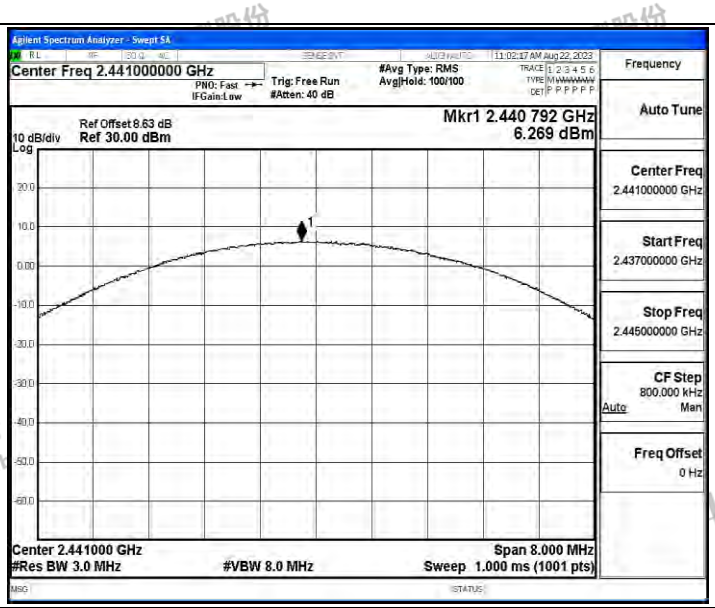

2DH5_Ant1_2480

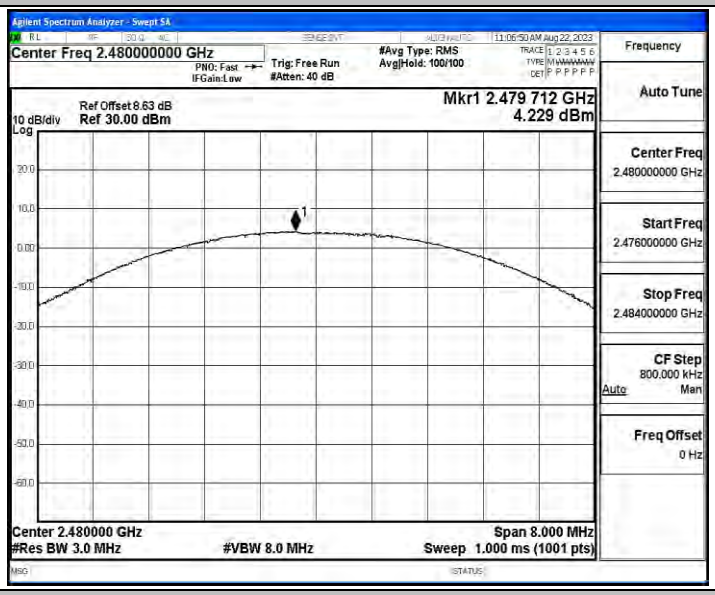

3DH5_Ant1_2402

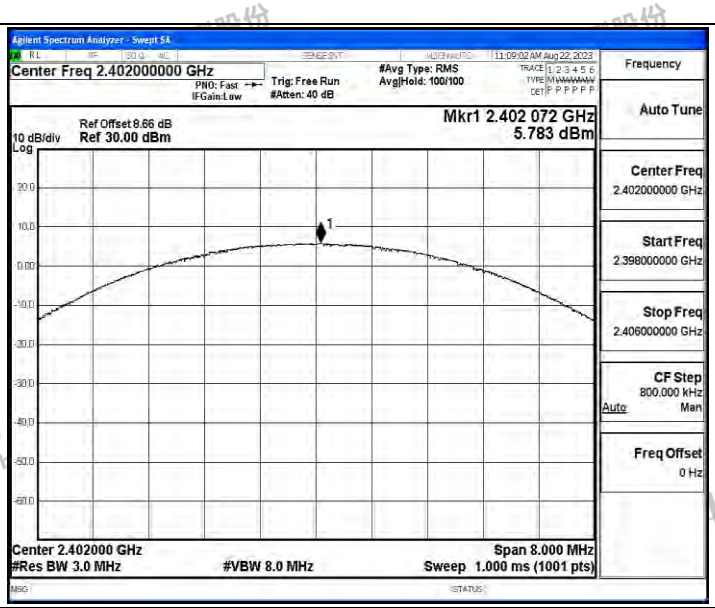

3DH5_Ant1_2441

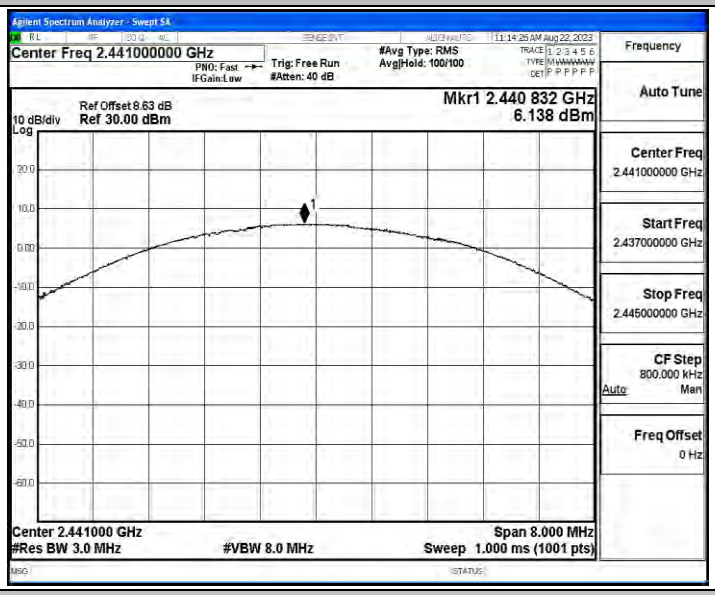

3DH5_Ant1_2480

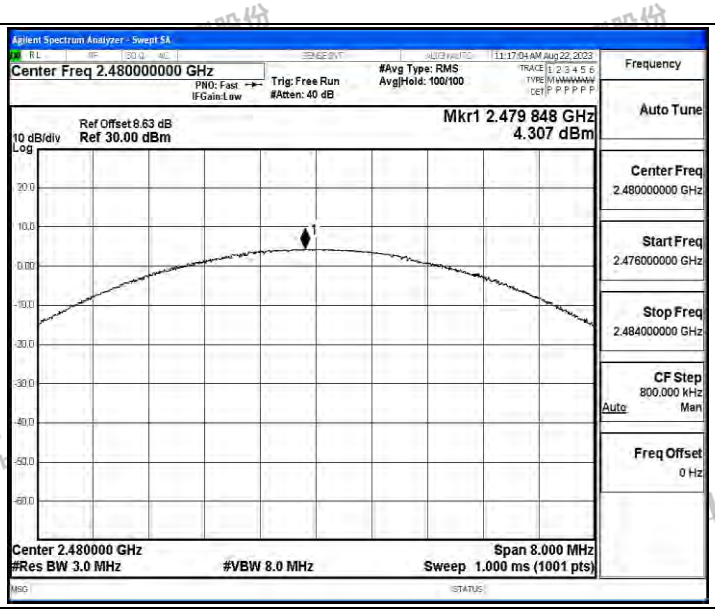
Agilent Spectrum Analyzer - Swept SA
Center Freq 2.480000000 GHz
PNO: Fast
IFGain:Low
Trig: Free Run
#Atten: 40 dB
#Avg Type: RMS
Avg|Hold: 100/100
11:17:04 AM Aug 22, 2023
Ref Offset 8.63 dB
10 dB/div Ref 30.00 dBm
Log
Mkr1 2.479 848 GHz
4.307 dBm
Center 2.480000 GHz
#Res BW 3.0 MHz
#VBW 8.0 MHz
Span 8.000 MHz
Sweep 1.000 ms (1001 pts)
Frequency
Auto Tune
Center Freq
2.480000000 GHz
Start Freq
2.476000000 GHz
Stop Freq
2.484000000 GHz
CF Step
800.000 kHz
Auto
Man
Freq Offset
0 Hz

A.3 Carrier frequency separation

Test Result

TestMode	Antenna	Channel	Result[MHz]	Limit[MHz]	Verdict
DH5	Ant1	Hop	1.004	≥0.624	PASS
2DH5	Ant1	Hop	1.112	≥0.882	PASS
3DH5	Ant1	Hop	0.88	≥0.874	PASS

Test Graphs

DH5_Ant1_Hop

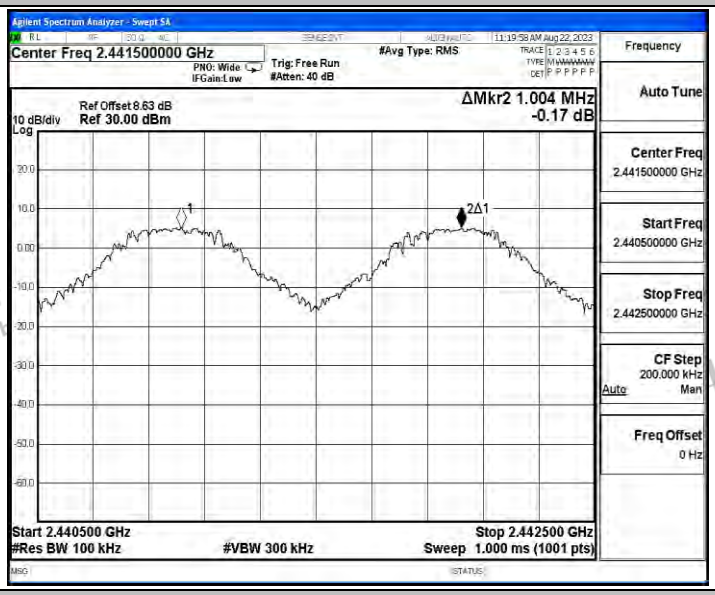

2DH5_Ant1_Hop

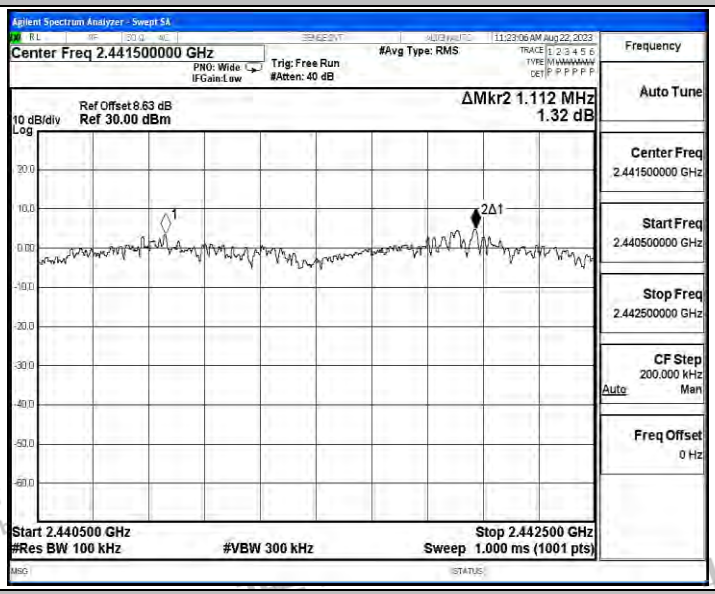

3DH5_Ant1_Hop

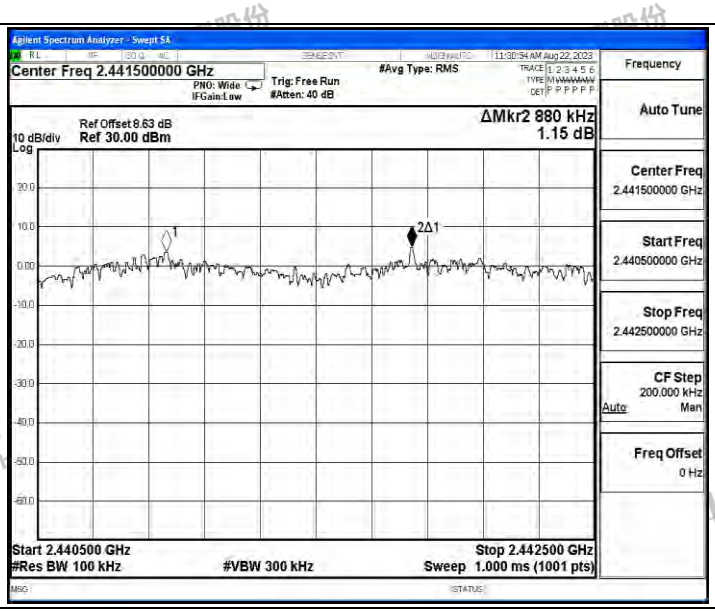
Agilent Spectrum Analyzer - Swept SA
Center Freq 2.441500000 GHz
PNO: Wide
IFGain:Low
Trig: Free Run
#Atten: 40 dB
#Avg Type: RMS
11:30:54 AM Aug 22, 2023
Ref Offset 8.63 dB
10 dB/div Ref 30.00 dBm
Log
ΔMkr2 880 kHz
1.15 dB
Start 2.440500 GHz
#Res BW 100 kHz
#VBW 300 kHz
Stop 2.442500 GHz
Sweep 1.000 ms (1001 pts)
Frequency
Auto Tune
Center Freq
2.441500000 GHz
Start Freq
2.440500000 GHz
Stop Freq
2.442500000 GHz
CF Step
200.000 kHz
Auto Man
Freq Offset
0 Hz

A.4 Time of occupancy

Test Result

TestMode	Antenna	Channel	BurstWidth [ms]	TotalHops [Num]	Result[s]	Limit[s]	Verdict
DH5	Ant1	Hop	2.882	106.67	0.307	≤0.4	PASS
2DH5	Ant1	Hop	2.884	106.67	0.308	≤0.4	PASS
3DH5	Ant1	Hop	2.885	106.67	0.308	≤0.4	PASS

Test Graphs

DH5_Ant1_Hop

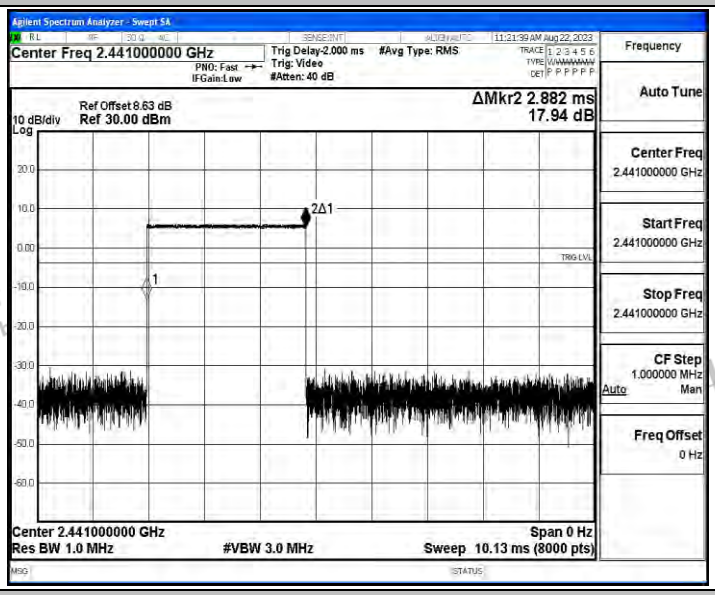

2DH5_Ant1_Hop

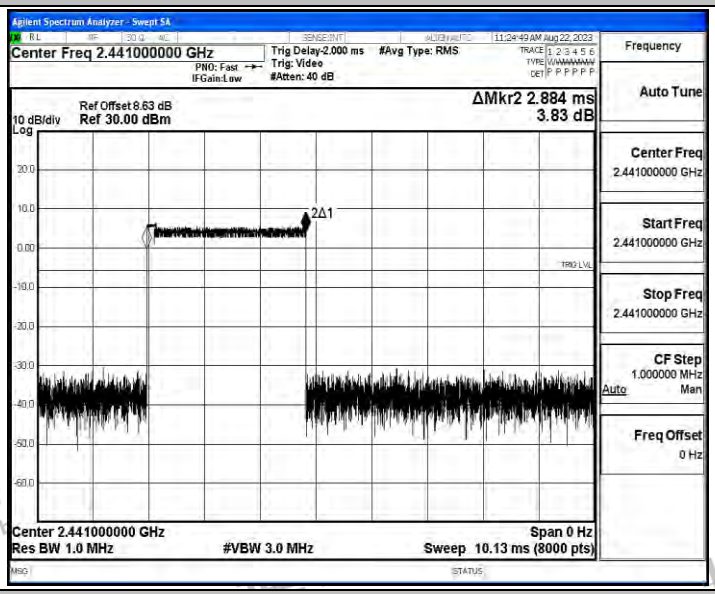

3DH5_Ant1_Hop

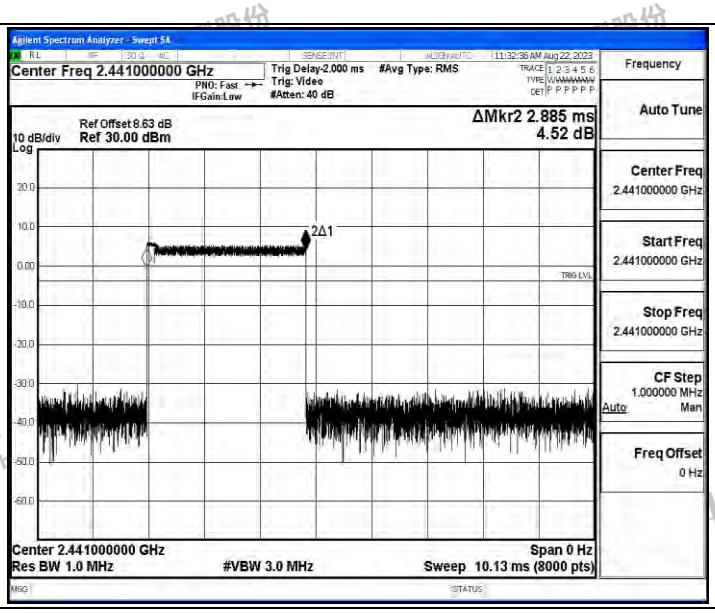
Agilent Spectrum Analyzer - Swept SA
Center Freq 2.441000000 GHz
PNO: Fast
IFGain:Low
Trig Delay-2.000 ms
Trig: Video
#Atten: 40 dB
#Avg Type: RMS
11:32:36 AM Aug 22, 2023
Frequency
Auto Tune
Ref Offset 8.63 dB
10 dB/div Ref 30.00 dBm
Log
ΔMkr2 2.885 ms
4.52 dB
2Δ1
Center Freq
2.441000000 GHz
Start Freq
2.441000000 GHz
Stop Freq
2.441000000 GHz
CF Step
1.000000 MHz
Auto Man
Freq Offset
0 Hz
Center 2.441000000 GHz
Res BW 1.0 MHz
#VBW 3.0 MHz
Span 0 Hz
Sweep 10.13 ms (8000 pts)

A.5 Number of hopping channels

Test Result

TestMode	Antenna	Channel	Result[Num]	Limit[Num]	Verdict
DH5	Ant1	Hop	79	≥15	PASS
2DH5	Ant1	Hop	79	≥15	PASS
3DH5	Ant1	Hop	79	≥15	PASS

Test Graphs

DH5_Ant1_Hop

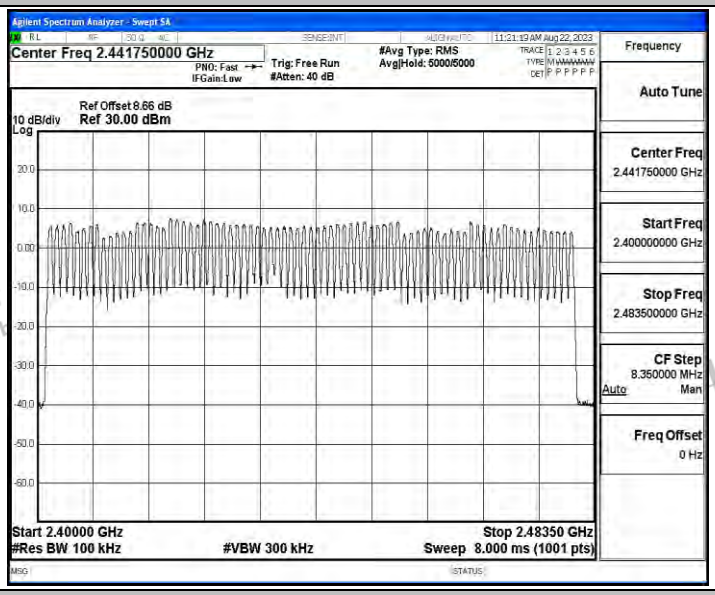

2DH5_Ant1_Hop

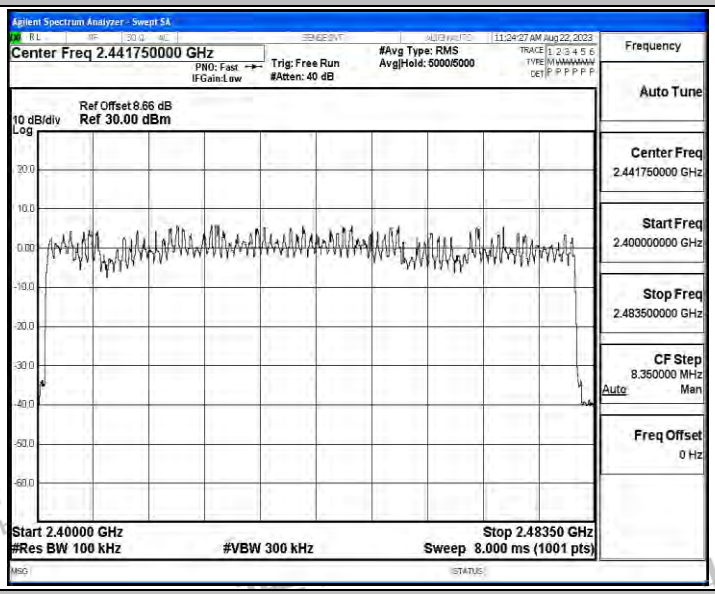

3DH5_Ant1_Hop

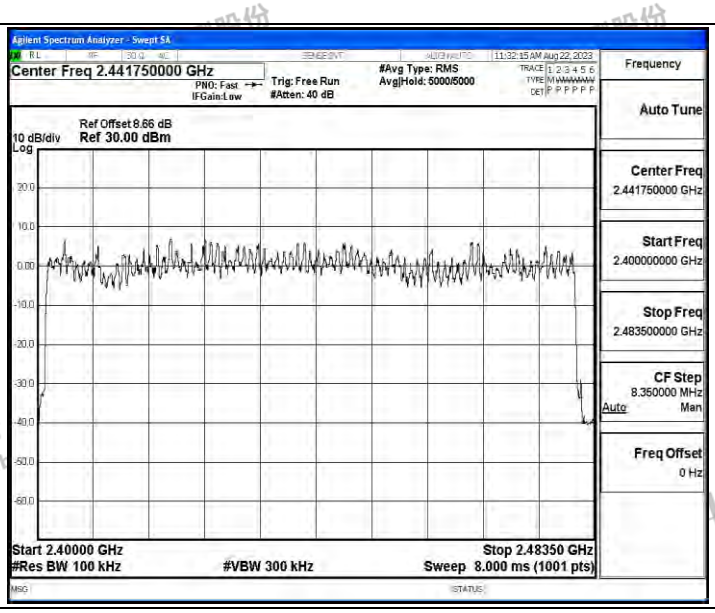
Agilent Spectrum Analyzer - Swept SA
Center Freq 2.441750000 GHz
PNO: Fast
IFGain:Low
Trig: Free Run
#Atten: 40 dB
#Avg Type: RMS
Avg|Hold: 5000/5000
11:32:15 AM Aug 22, 2023
Ref Offset 8.66 dB
10 dB/div
Log
Ref 30.00 dBm
Start 2.40000 GHz
#Res BW 100 kHz
#VBW 300 kHz
Stop 2.48350 GHz
Sweep 8.000 ms (1001 pts)
Frequency
Auto Tune
Center Freq
2.441750000 GHz
Start Freq
2.400000000 GHz
Stop Freq
2.483500000 GHz
CF Step
8.350000 MHz
Auto
Man
Freq Offset
0 Hz

A.6 Band edge measurements

Test Result

TestMode	Antenna	ChName	Channel	RefLevel [dBm]	Result [dBm]	Limit [dBm]	Verdict
DH5	Ant1	Low	2402	4.64	-49.2	≤-15.36	PASS
		High	2480	3.73	-48.77	≤-16.27	PASS
		Low	Hop_2402	6.01	-48.92	≤-13.99	PASS
		High	Hop_2480	5.97	-47.68	≤-14.03	PASS
2DH5	Ant1	Low	2402	0.51	-50.19	≤-19.49	PASS
		High	2480	1.70	-49.24	≤-18.3	PASS
		Low	Hop_2402	4.33	-49.04	≤-15.67	PASS
		High	Hop_2480	3.77	-47.57	≤-16.23	PASS
3DH5	Ant1	Low	2402	2.75	-49.26	≤-17.25	PASS
		High	2480	0.17	-49.11	≤-19.83	PASS
		Low	Hop_2402	0.72	-47.75	≤-19.28	PASS
		High	Hop_2480	0.91	-48.08	≤-19.09	PASS

Test Graphs

DH5_Ant1_Low_2402

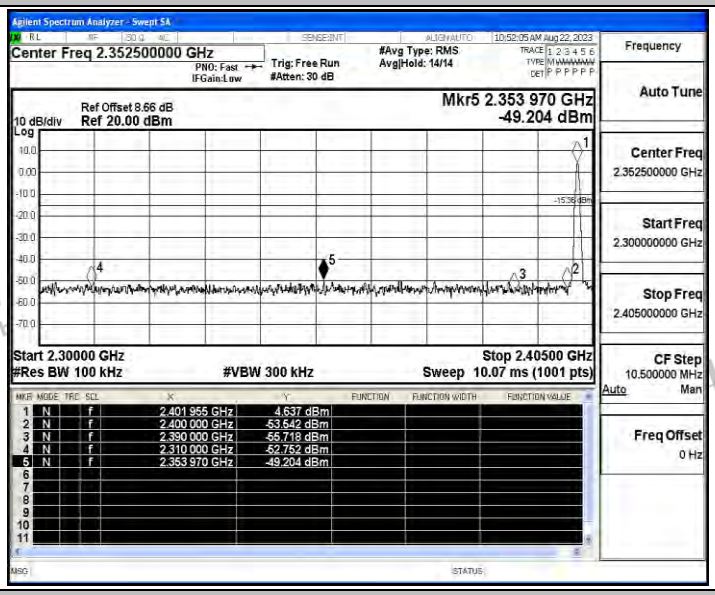

DH5_Ant1_High_2480

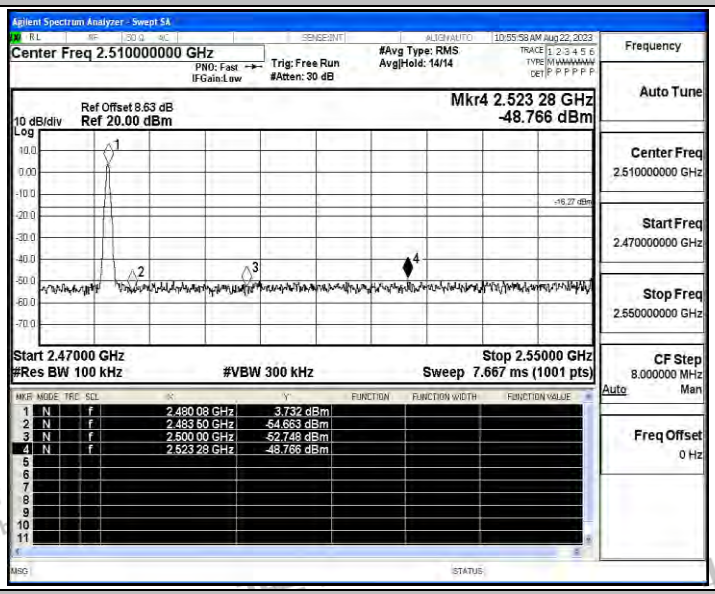

DH5_Ant1_Low_Hop_2402

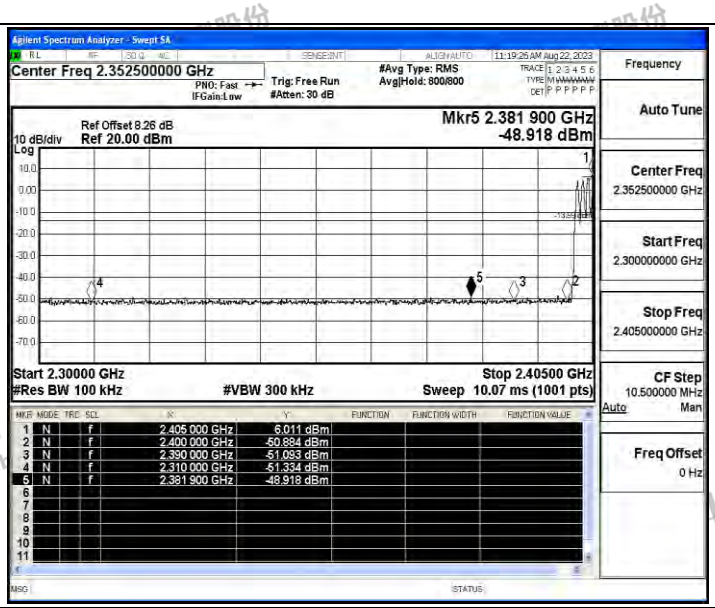

DH5_Ant1_High_Hop_2480

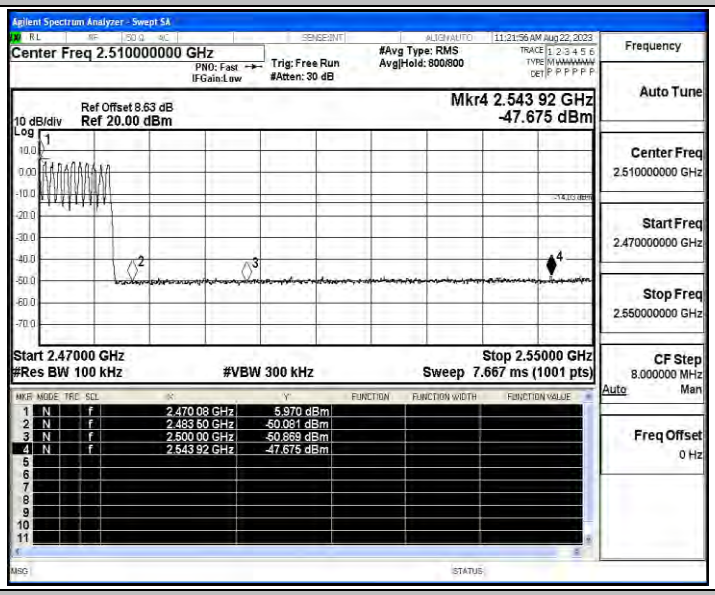

2DH5_Ant1_Low_2402

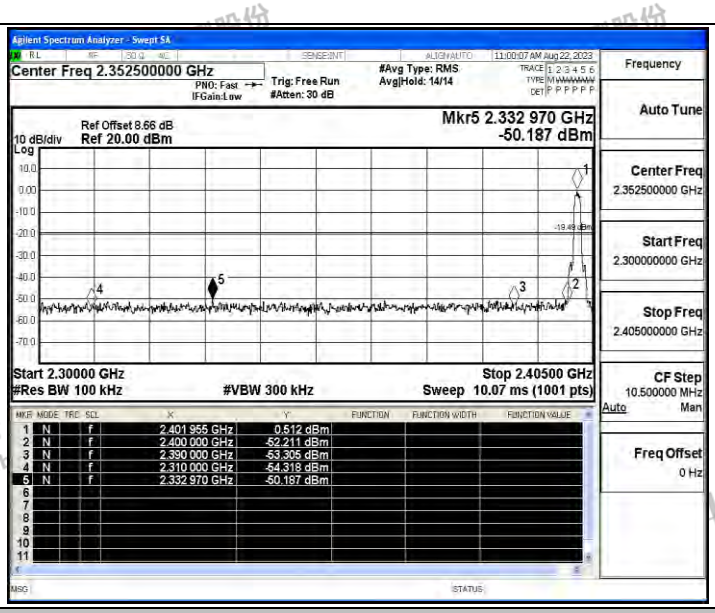

2DH5_Ant1_High_2480

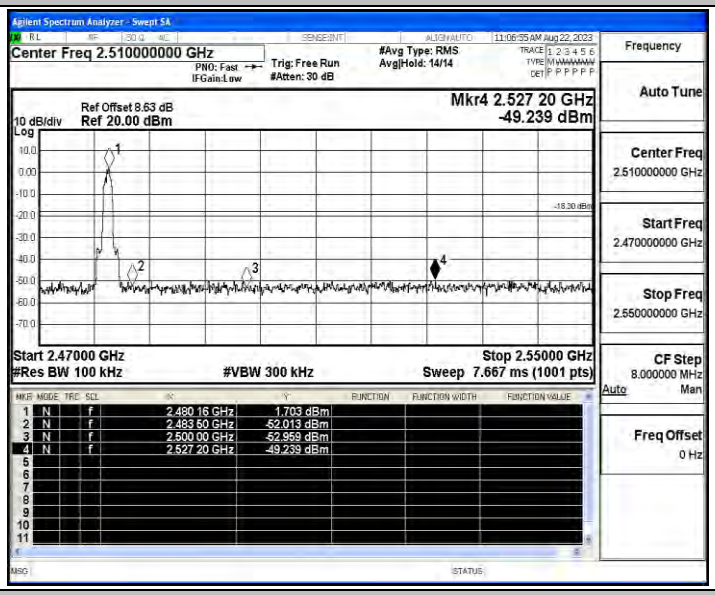

2DH5_Ant1_Low_Hop_2402

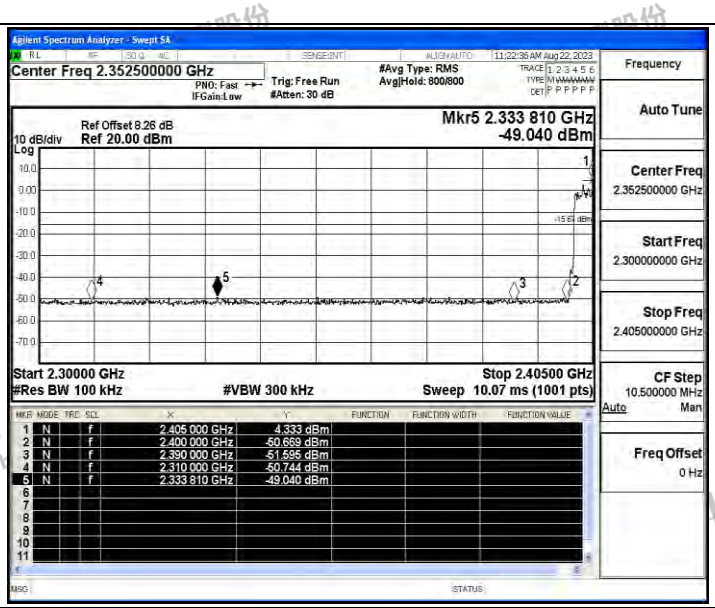

2DH5_Ant1_High_Hop_2480

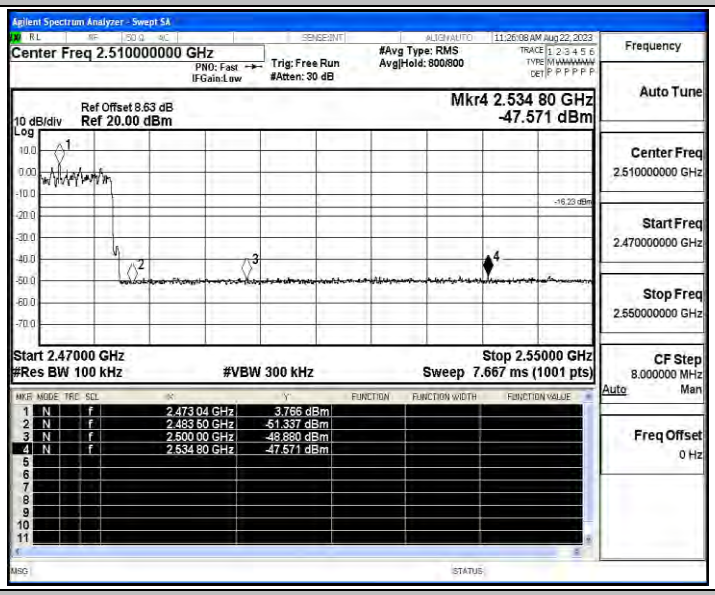

3DH5_Ant1_Low_2402

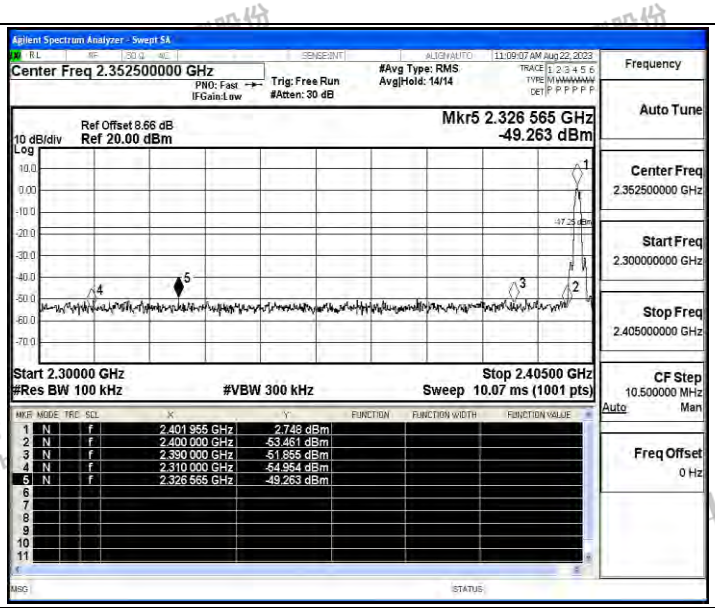

3DH5_Ant1_High_2480

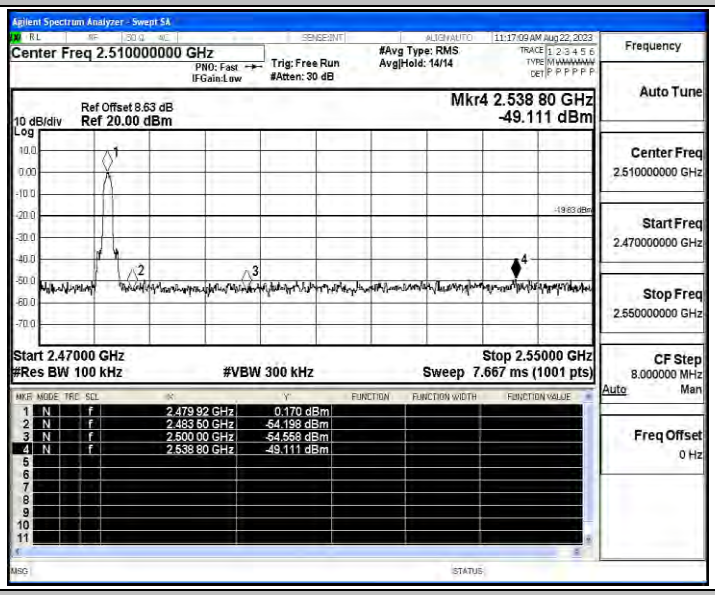

3DH5_Ant1_Low_Hop_2402

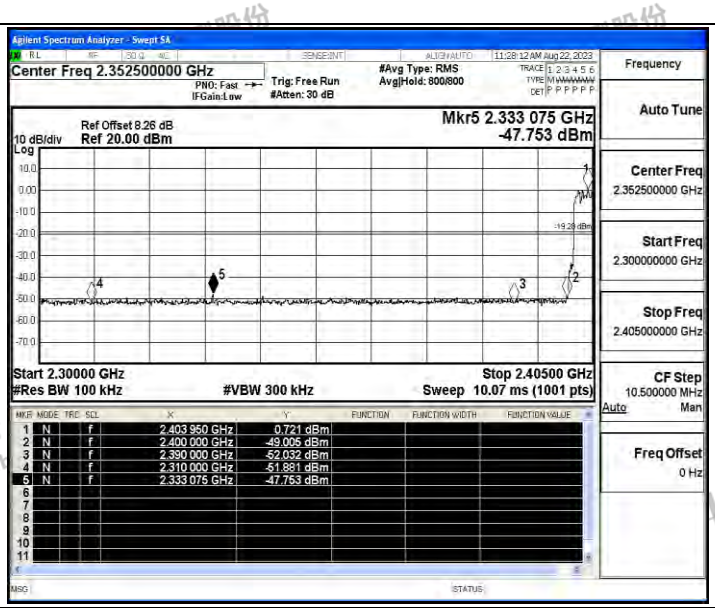

3DH5_Ant1_High_Hop_2480

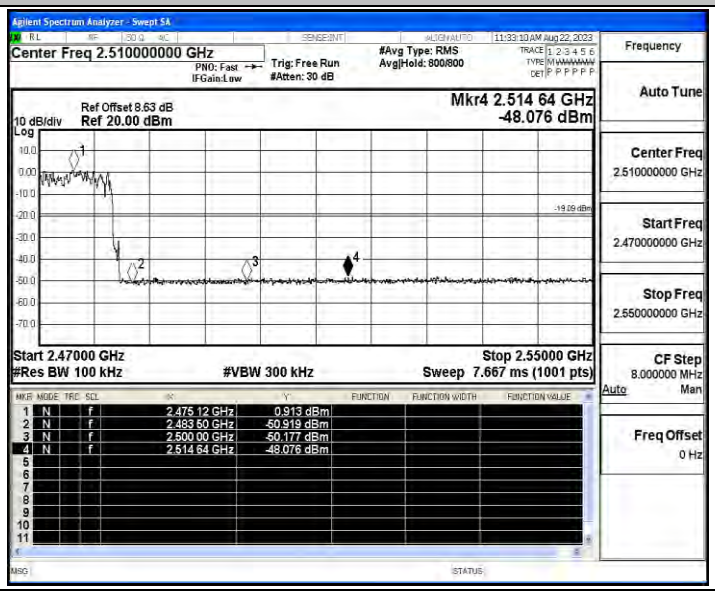

A.7 Conducted Spurious Emission

Test Result

TestMode	Antenna	Channel	FreqRange [MHz]	RefLevel [dBm]	Result [dBm]	Limit [dBm]	Verdict
DH5	Ant1	2402	Reference	5.52	5.52	---	PASS
			30~1000	5.52	-60.59	≤-14.48	PASS
			1000~26500	5.52	-46.28	≤-14.48	PASS
		2441	Reference	5.52	5.52	---	PASS
			30~1000	5.52	-60.43	≤-14.48	PASS
			1000~26500	5.52	-46.39	≤-14.48	PASS
		2480	Reference	4.03	4.03	---	PASS
			30~1000	4.03	-61	≤-15.97	PASS
			1000~26500	4.03	-46.46	≤-15.97	PASS
2DH5	Ant1	2402	Reference	5.00	5.00	---	PASS
			30~1000	5.00	-60.44	≤-15	PASS
			1000~26500	5.00	-46.63	≤-15	PASS
		2441	Reference	5.42	5.42	---	PASS
			30~1000	5.42	-60.79	≤-14.58	PASS
			1000~26500	5.42	-46.82	≤-14.58	PASS
		2480	Reference	3.04	3.04	---	PASS
			30~1000	3.04	-61.1	≤-16.96	PASS
			1000~26500	3.04	-46.27	≤-16.96	PASS
3DH5	Ant1	2402	Reference	5.36	5.36	---	PASS
			30~1000	5.36	-60.77	≤-14.64	PASS
			1000~26500	5.36	-46.39	≤-14.64	PASS
		2441	Reference	5.44	5.44	---	PASS
			30~1000	5.44	-60.82	≤-14.56	PASS
			1000~26500	5.44	-46.97	≤-14.56	PASS
		2480	Reference	3.57	3.57	---	PASS
			30~1000	3.57	-61.14	≤-16.43	PASS
			1000~26500	3.57	-47.11	≤-16.43	PASS

Test Graphs

DH5_Ant1_2402_0~Reference

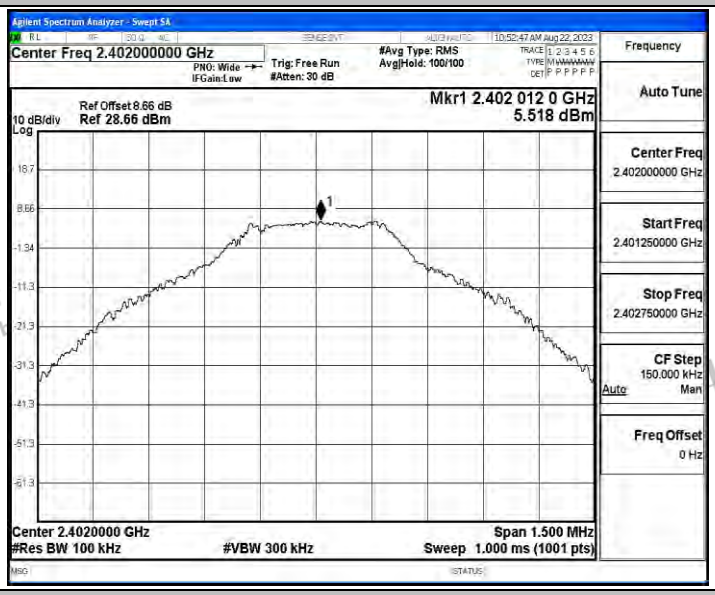

DH5_Ant1_2402_30~1000

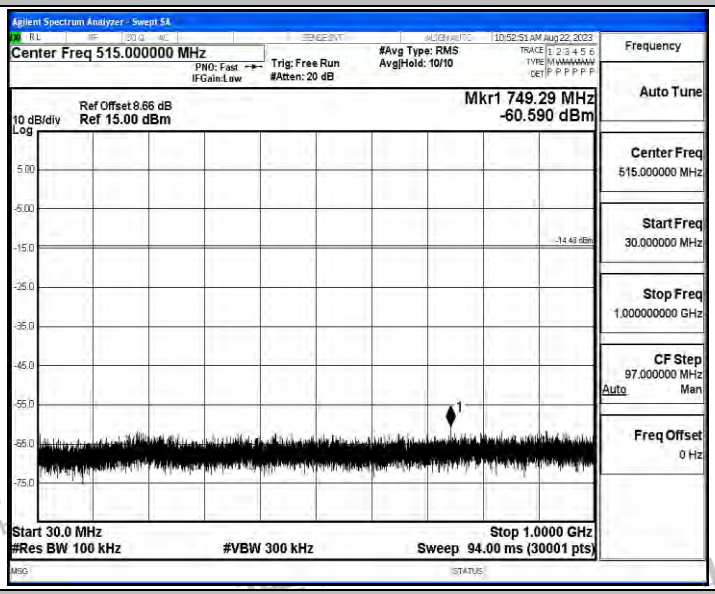

DH5_Ant1_2402_1000~26500

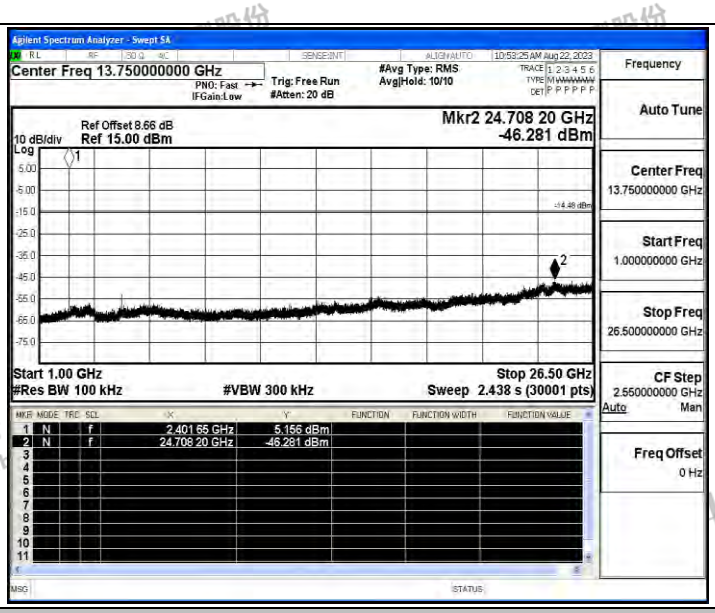

DH5_Ant1_2441_0~Reference

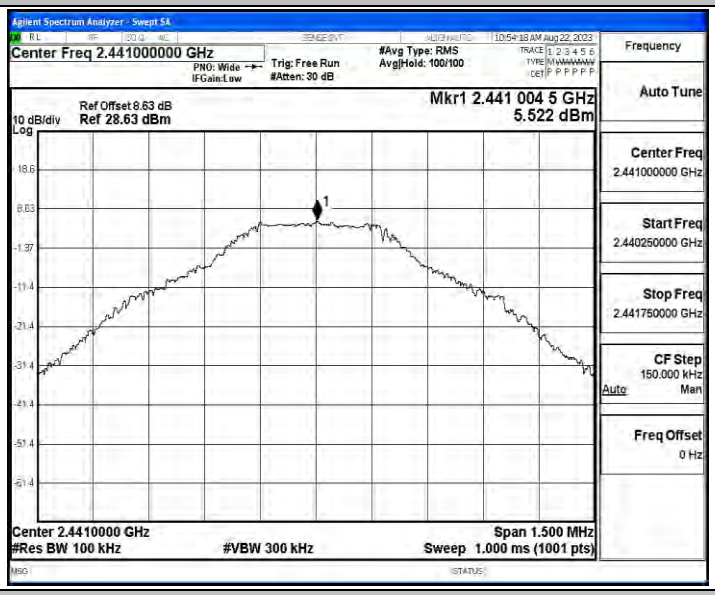

DH5_Ant1_2441_30~1000

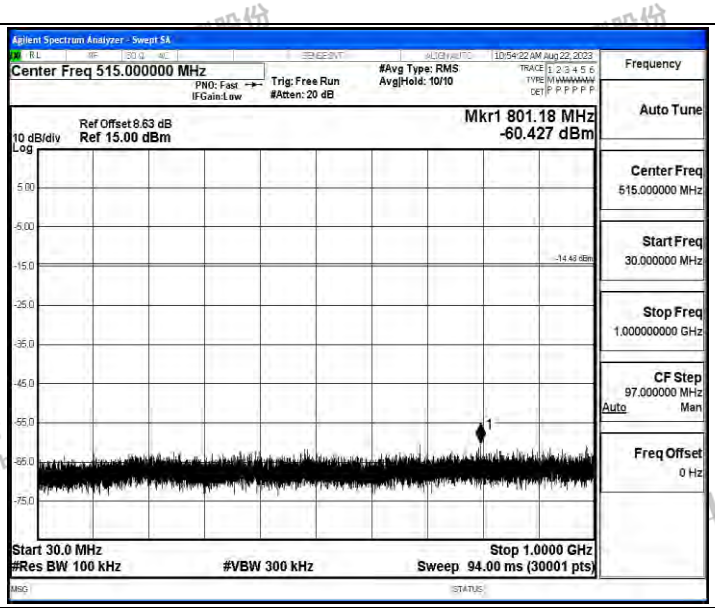

DH5_Ant1_2441_1000~26500

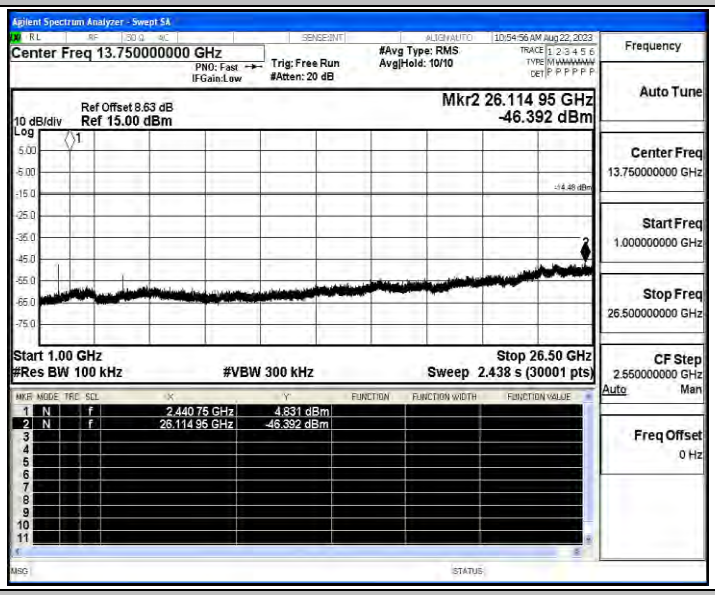

DH5_Ant1_2480_0~Reference

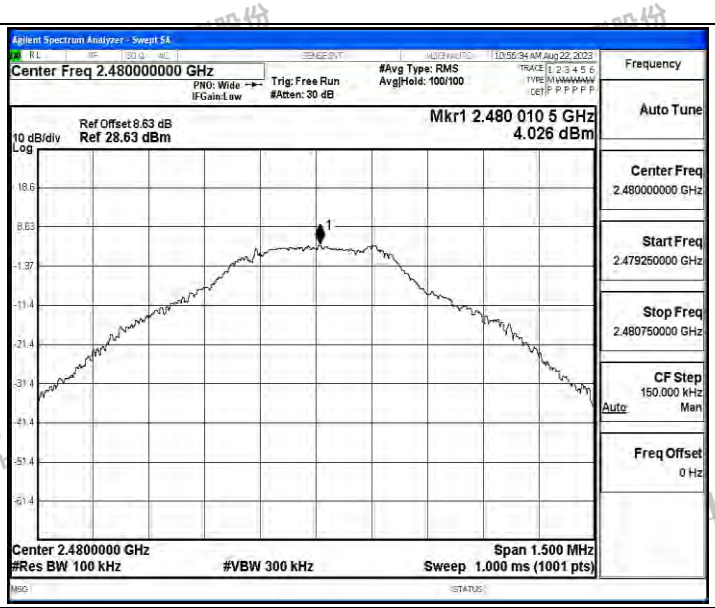

DH5_Ant1_2480_30~1000

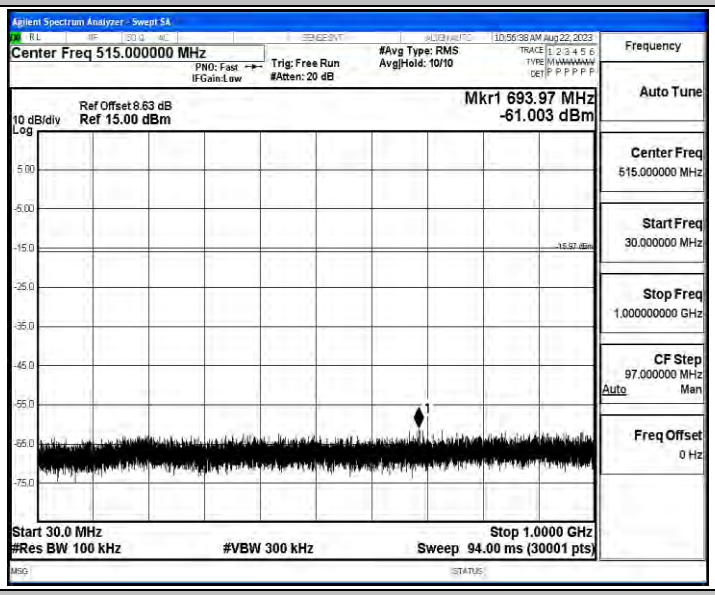

DH5_Ant1_2480_1000~26500

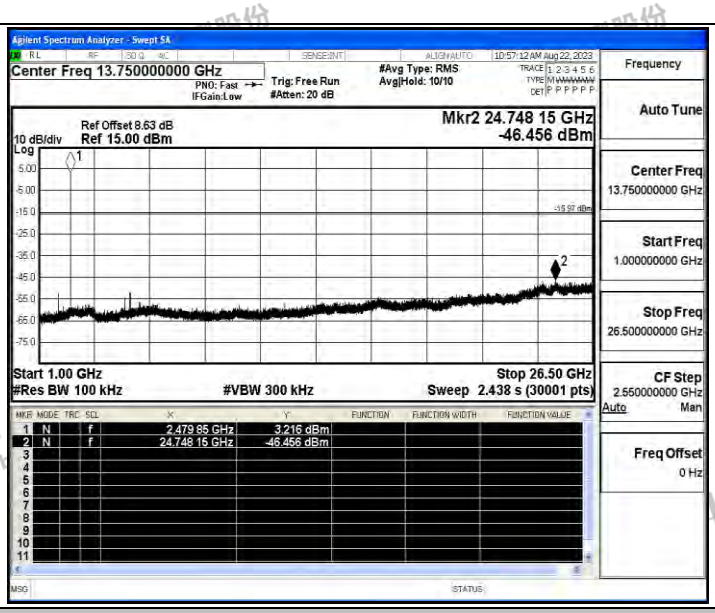

2DH5_Ant1_2402_0~Reference

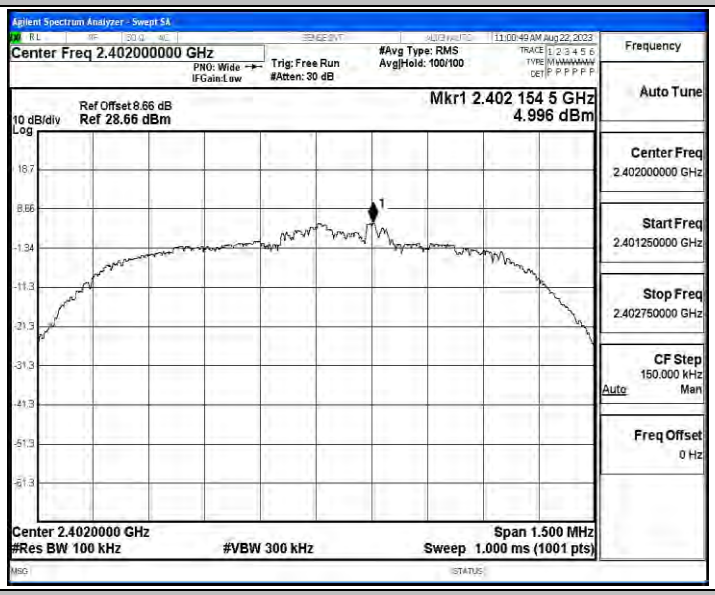

2DH5_Ant1_2402_30~1000

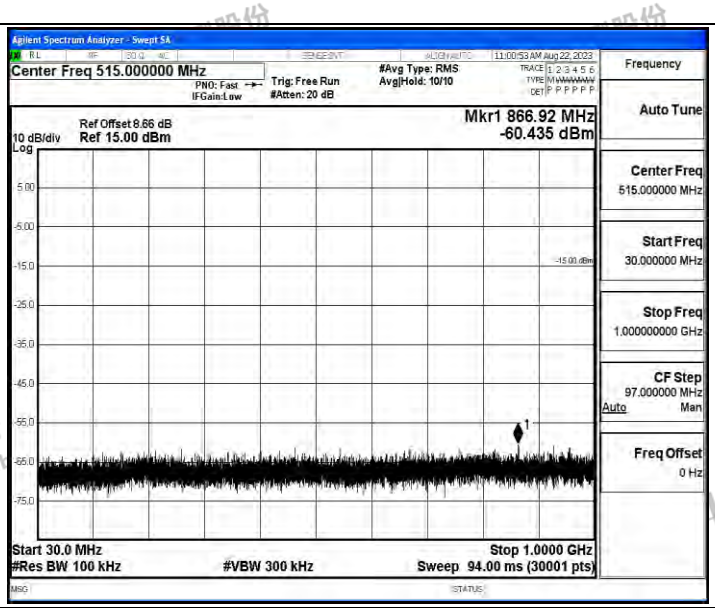

2DH5_Ant1_2402_1000~26500

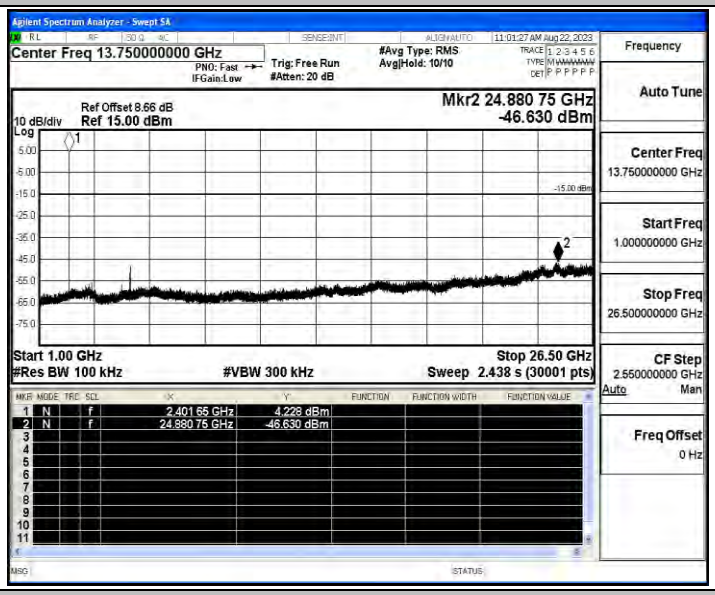

2DH5_Ant1_2441_0~Reference

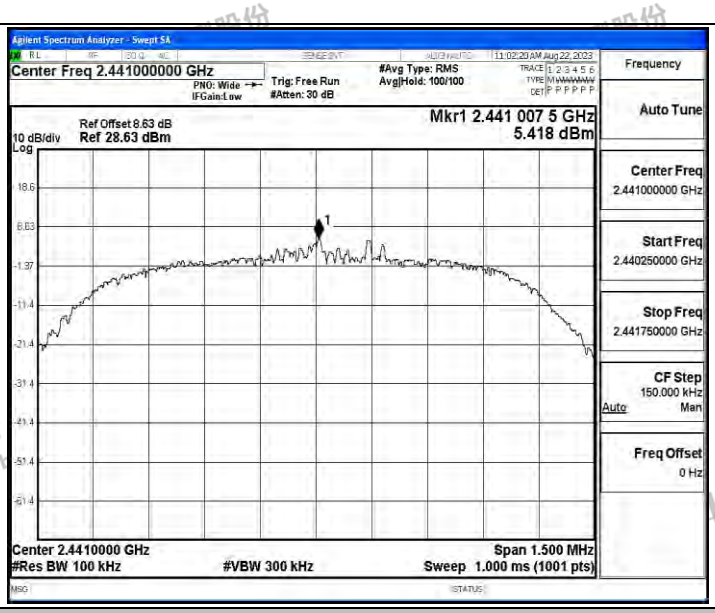

2DH5_Ant1_2441_30~1000

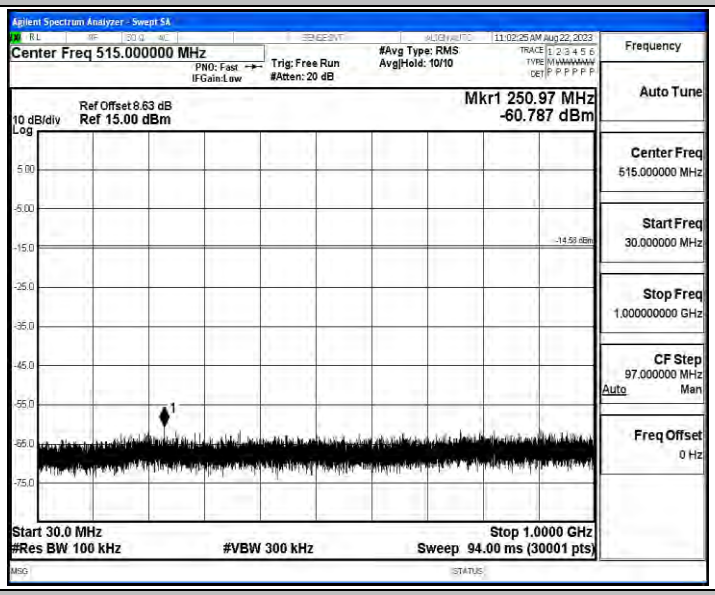

2DH5_Ant1_2441_1000~26500

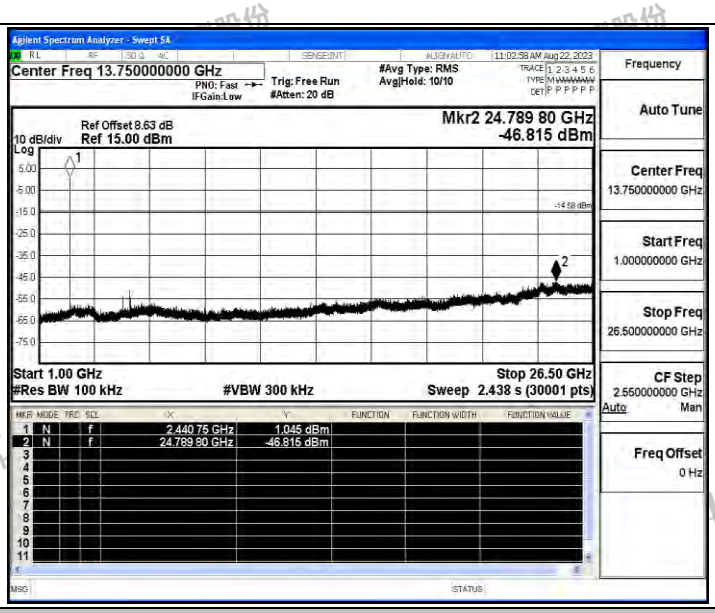

2DH5_Ant1_2480_0~Reference

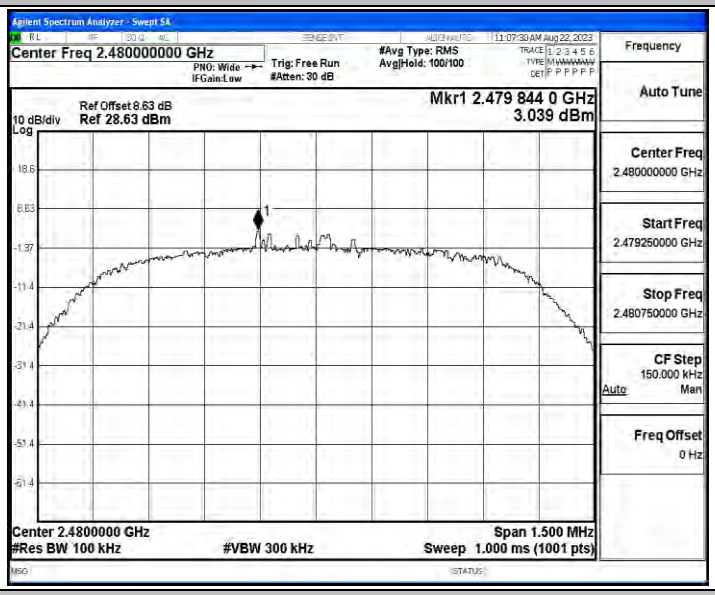

2DH5_Ant1_2480_30~1000

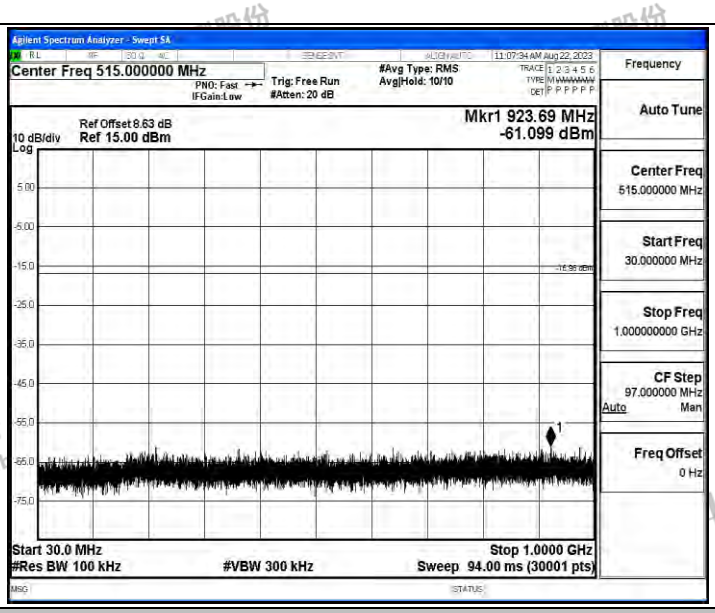

2DH5_Ant1_2480_1000~26500

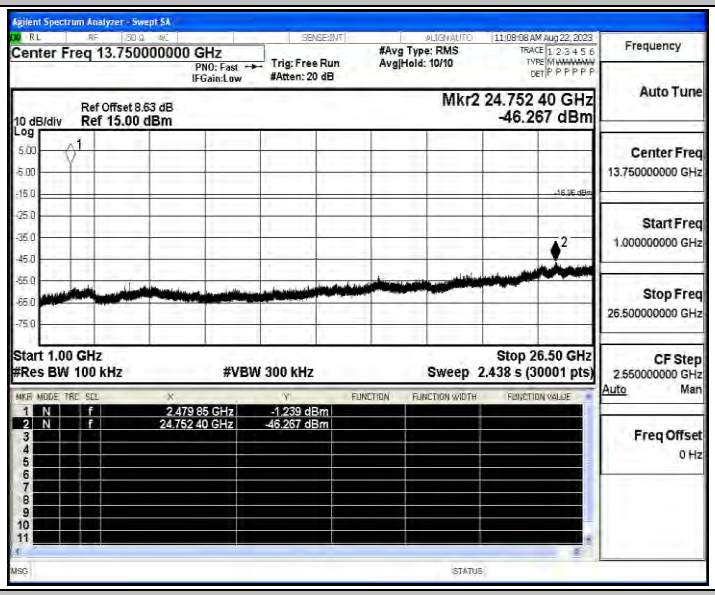

3DH5_Ant1_2402_0~Reference

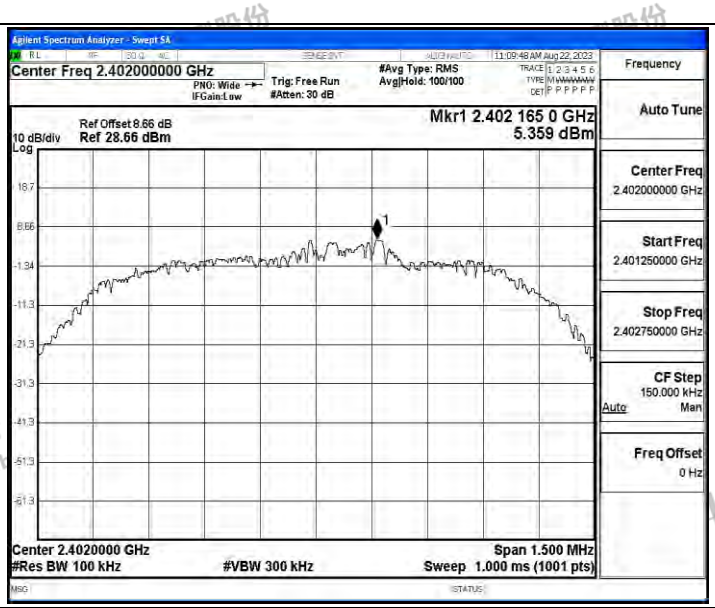

3DH5_Ant1_2402_30~1000

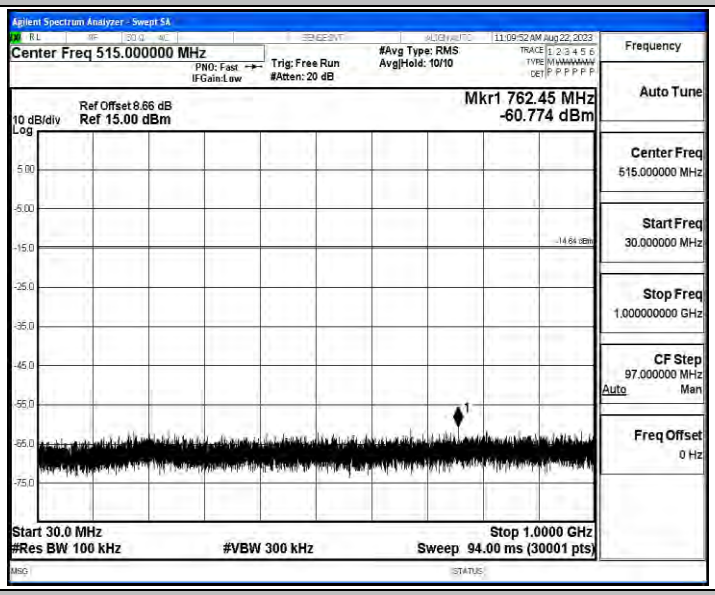

3DH5_Ant1_2402_1000~26500

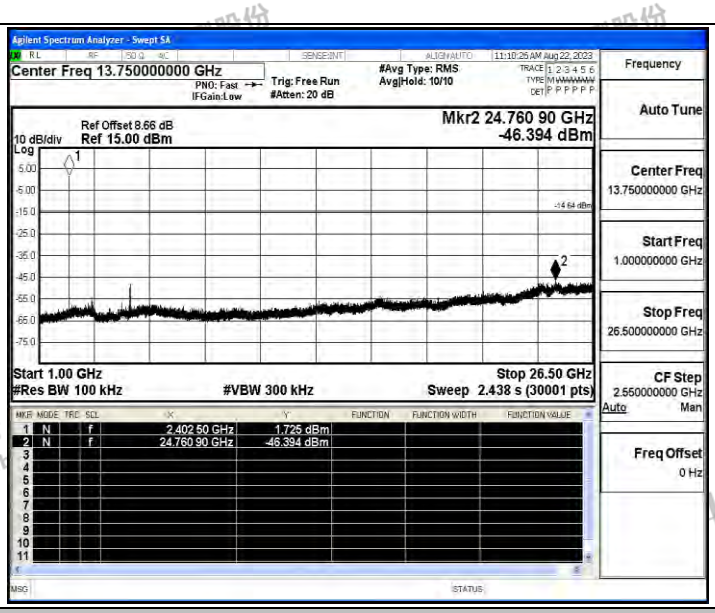

3DH5_Ant1_2441_0~Reference

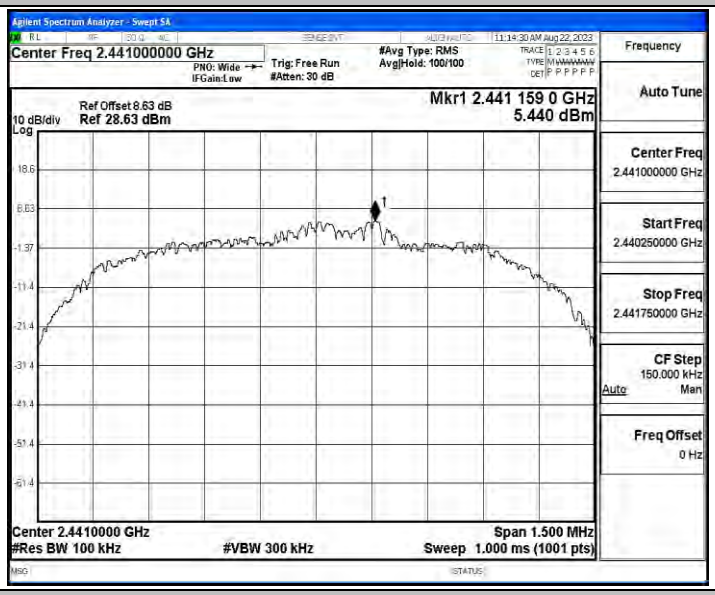

3DH5_Ant1_2441_30~1000

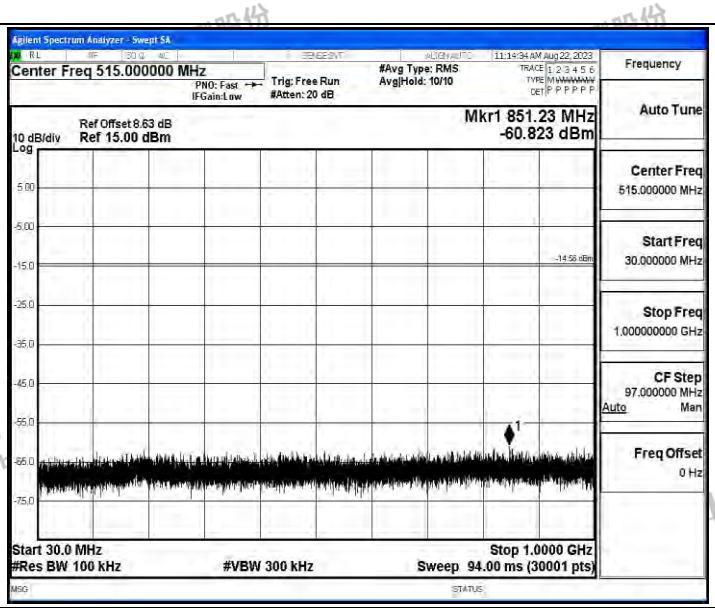

3DH5_Ant1_2441_1000~26500

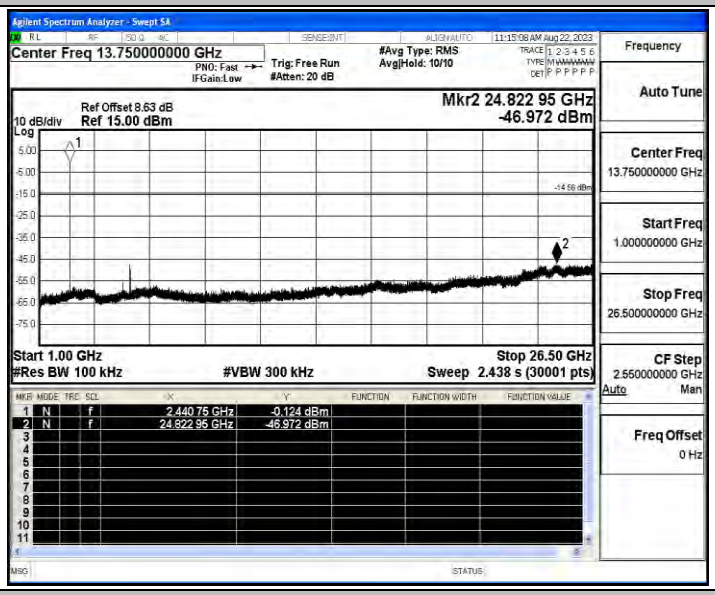

3DH5_Ant1_2480_0~Reference

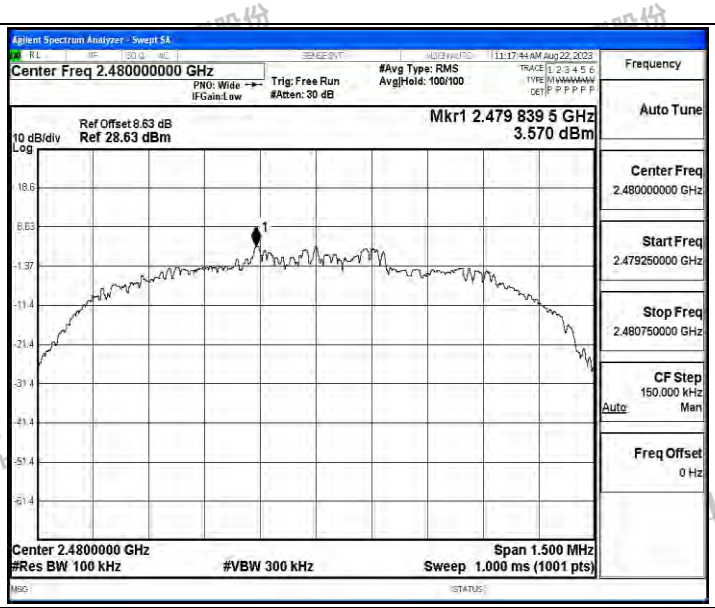

3DH5_Ant1_2480_30~1000

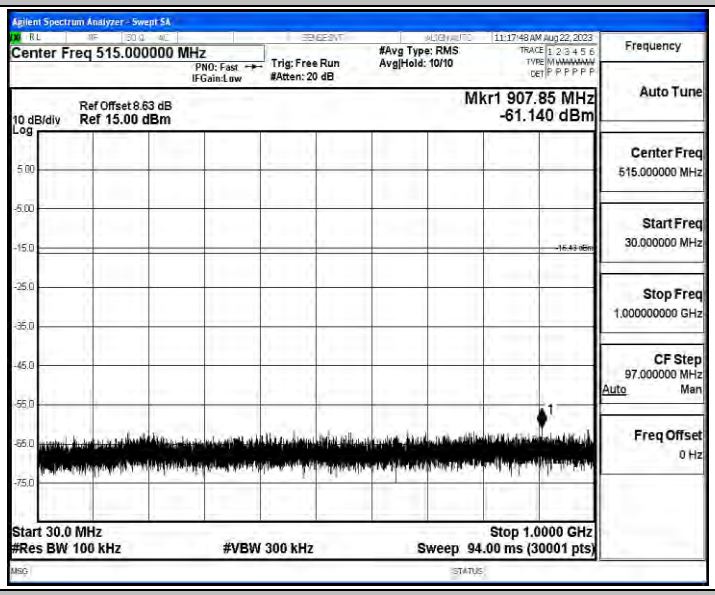

3DH5_Ant1_2480_1000~26500

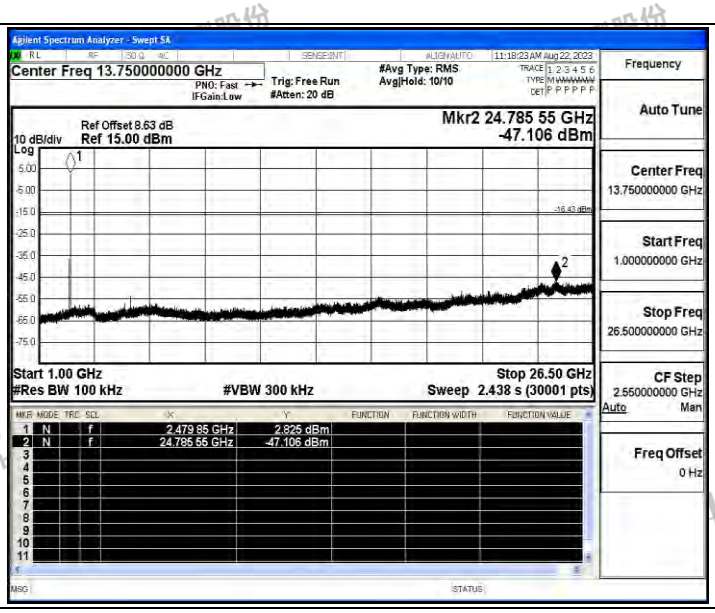
Agilent Spectrum Analyzer - Swept SA
Center Freq 13.750000000 GHz
PNO: Fast
IFGain:Low
Trig: Free Run
#Atten: 20 dB
#Avg Type: RMS
Avg|Hold: 10/10
11:18:23 AM Aug 22, 2023
Ref Offset 8.63 dB
10 dB/div
Ref 15.00 dBm
Log
Mkr2 24.785 55 GHz
-47.106 dBm
Start 1.00 GHz
#Res BW 100 kHz
#VBW 300 kHz
Stop 26.50 GHz
Sweep 2.438 s (30001 pts)
1 N f 2.479 85 GHz 2.825 dBm
2 N f 24.785 55 GHz -47.106 dBm
Frequency
Auto Tune
Center Freq
13.750000000 GHz
Start Freq
1.000000000 GHz
Stop Freq
26.500000000 GHz
CF Step
2.550000000 GHz
Auto Man
Freq Offset
0 Hz

A.8 Emissions in Restricted Bands

Test Result

TestMode	Antenna	ChName	Channel	Detector	Freq. [MHz]	Result [dBm]	Limit [dBm]	Result [dBuV/m]	Limit [dBuV/m]	Verdict
DH5	Ant1	Low	2402	AV	2310.000	-48.1	≤-41.20	47.10	≤54	PASS
				AV	2389.565	-47.6	≤-41.20	47.60	≤54	PASS
				AV	2390.000	-47.61	≤-41.20	47.59	≤54	PASS
				Peak	2310.000	-45.08	≤-21.20	50.12	≤74	PASS
				Peak	2345.465	-38.21	≤-21.20	56.99	≤74	PASS
				Peak	2390.000	-42.29	≤-21.20	52.91	≤74	PASS
		High	2480	AV	2483.500	-46.82	≤-41.20	48.38	≤54	PASS
				AV	2483.520	-46.82	≤-41.20	48.38	≤54	PASS
				AV	2500.000	-47.16	≤-41.20	48.04	≤54	PASS
				Peak	2483.500	-43.05	≤-21.20	52.15	≤74	PASS
				Peak	2491.360	-37.16	≤-21.20	58.04	≤74	PASS
				Peak	2500.000	-41.08	≤-21.20	54.12	≤74	PASS
		Low	Hop_2402	Peak	2310.000	-39.51	≤-21.20	55.69	≤74	PASS
				Peak	2373.500	-37.3	≤-21.20	57.90	≤74	PASS
				Peak	2390.000	-39.29	≤-21.20	55.91	≤74	PASS
		High	Hop_2480	Peak	2483.500	-38.44	≤-21.20	56.76	≤74	PASS
				Peak	2486.480	-36.87	≤-21.20	58.33	≤74	PASS
				Peak	2500.000	-39.01	≤-21.20	56.19	≤74	PASS
2DH5	Ant1	Low	2402	AV	2310.000	-48.01	≤-41.20	47.19	≤54	PASS
				AV	2384.525	-47.54	≤-41.20	47.66	≤54	PASS
				AV	2390.000	-47.77	≤-41.20	47.43	≤54	PASS
				Peak	2310.000	-42.66	≤-21.20	52.54	≤74	PASS
				Peak	2332.550	-37.68	≤-21.20	57.52	≤74	PASS
				Peak	2390.000	-40.5	≤-21.20	54.70	≤74	PASS
		High	2480	AV	2483.500	-46.76	≤-41.20	48.44	≤54	PASS
				AV	2483.520	-46.76	≤-41.20	48.44	≤54	PASS
				AV	2500.000	-47.15	≤-41.20	48.05	≤54	PASS
				Peak	2483.500	-40.3	≤-21.20	54.90	≤74	PASS
				Peak	2493.920	-38.02	≤-21.20	57.18	≤74	PASS
				Peak	2500.000	-42.76	≤-21.20	52.44	≤74	PASS
		Low	Hop_2402	Peak	2310.000	-39.71	≤-21.20	55.49	≤74	PASS
				Peak	2316.800	-37.38	≤-21.20	57.82	≤74	PASS
				Peak	2390.000	-40.53	≤-21.20	54.67	≤74	PASS
		High	Hop_24	Peak	2483.500	-38.52	≤-21.20	56.68	≤74	PASS

			80	Peak	2492.880	-36.93	≤-21.20	58.27	≤74	PASS
				Peak	2500.000	-37.91	≤-21.20	57.29	≤74	PASS
3DH5	Ant1	Low	2402	AV	2310.000	-48.09	≤-41.20	47.11	≤54	PASS
				AV	2386.835	-47.52	≤-41.20	47.68	≤54	PASS
				AV	2390.000	-47.65	≤-41.20	47.55	≤54	PASS
				Peak	2310.000	-41.7	≤-21.20	53.50	≤74	PASS
				Peak	2311.760	-39.11	≤-21.20	56.09	≤74	PASS
				Peak	2390.000	-43.61	≤-21.20	51.59	≤74	PASS
		High	2480	AV	2483.500	-46.65	≤-41.20	48.55	≤54	PASS
				AV	2483.520	-46.65	≤-41.20	48.55	≤54	PASS
				AV	2500.000	-47.16	≤-41.20	48.04	≤54	PASS
				Peak	2483.500	-40.51	≤-21.20	54.69	≤74	PASS
				Peak	2484.160	-38.33	≤-21.20	56.87	≤74	PASS
				Peak	2500.000	-39.79	≤-21.20	55.41	≤74	PASS
		Low	Hop_2402	Peak	2310.000	-39.53	≤-21.20	55.67	≤74	PASS
				Peak	2344.625	-37.87	≤-21.20	57.33	≤74	PASS
				Peak	2390.000	-40.09	≤-21.20	55.11	≤74	PASS
		High	Hop_2480	Peak	2483.500	-39.19	≤-21.20	56.01	≤74	PASS
				Peak	2499.280	-37.01	≤-21.20	58.19	≤74	PASS
				Peak	2500.000	-39.33	≤-21.20	55.87	≤74	PASS

Note：

1. The Antenna Gain is compensated in the graph.
2. The limit in dBm for average detector is conversion from 54dBuV/m, according to 15.209(a). The limit in dBm for peak detector is 20dB above the limit of average detector in dBm.

Test Graphs

DH5_Ant1_Low_2402_AV

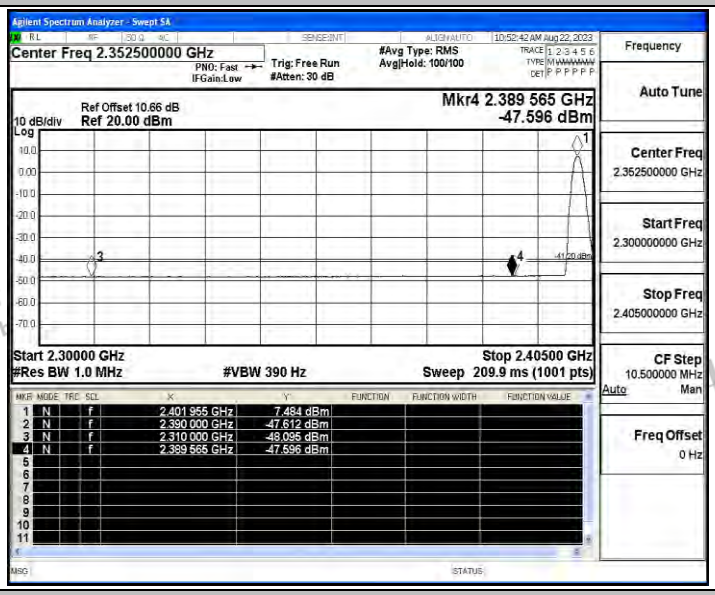

DH5_Ant1_Low_2402_Peak

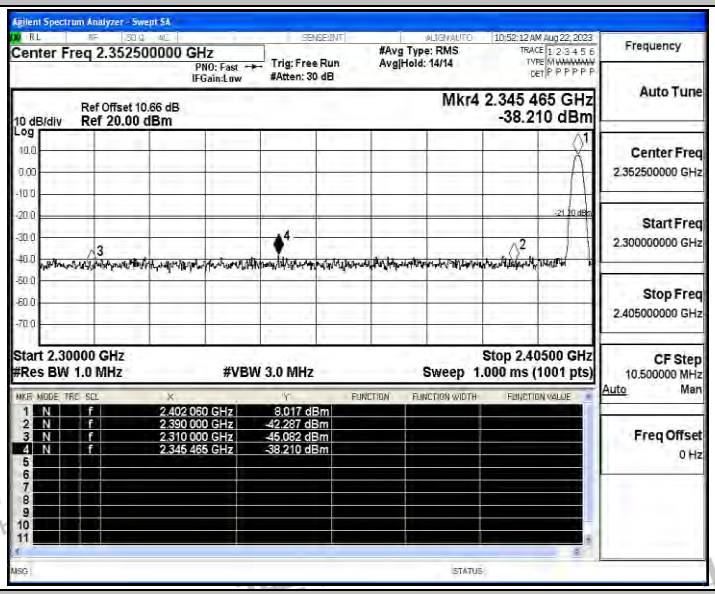

DH5_Ant1_High_2480_AV

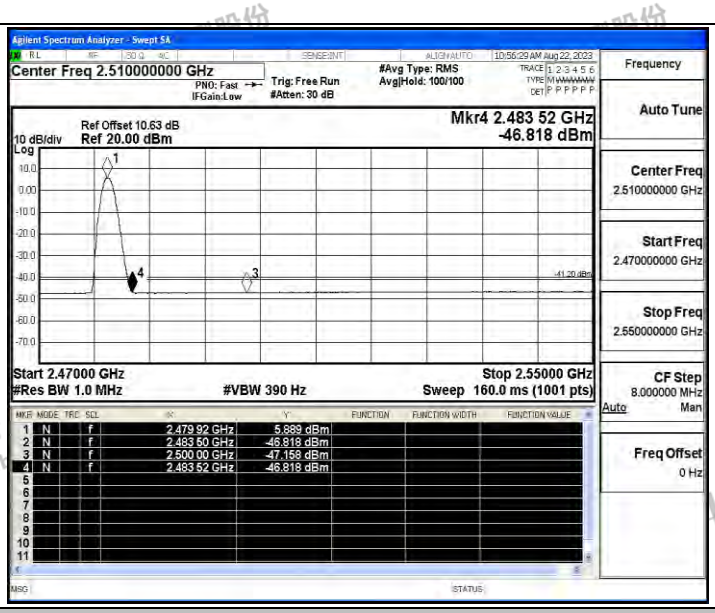

DH5_Ant1_High_2480_Peak

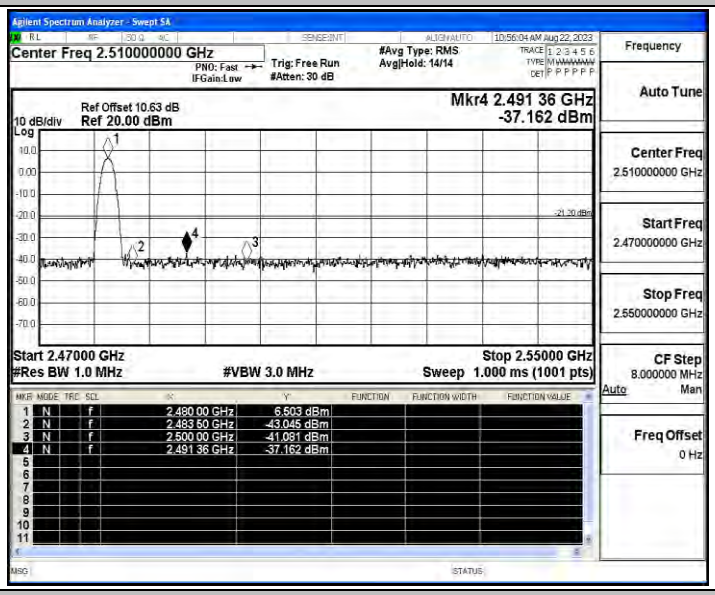

DH5_Ant1_Low_Hop_2402_Peak

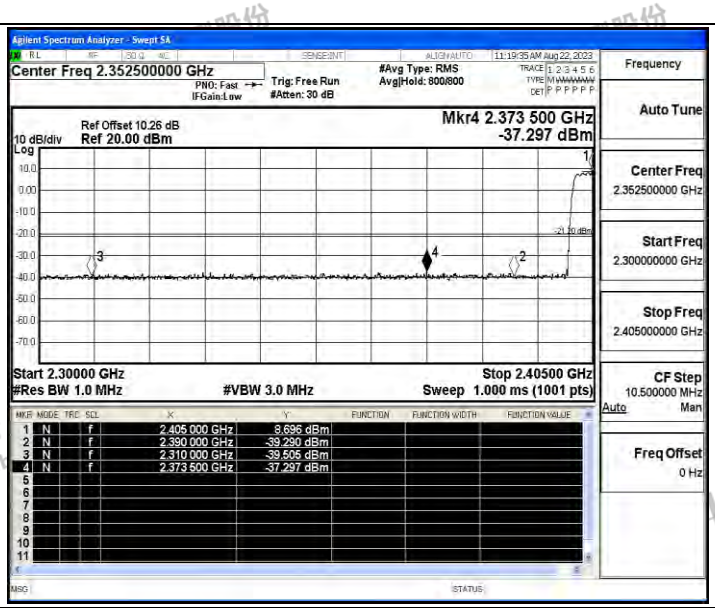

DH5_Ant1_High_Hop_2480_Peak

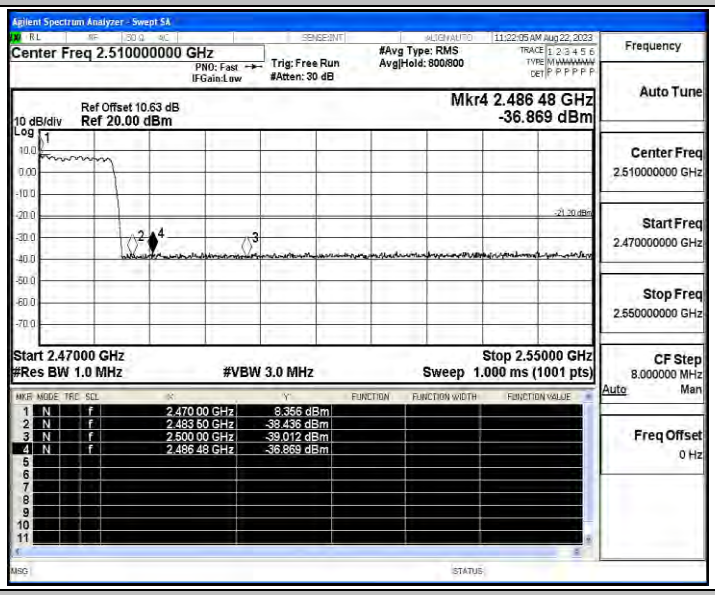

2DH5_Ant1_Low_2402_AV

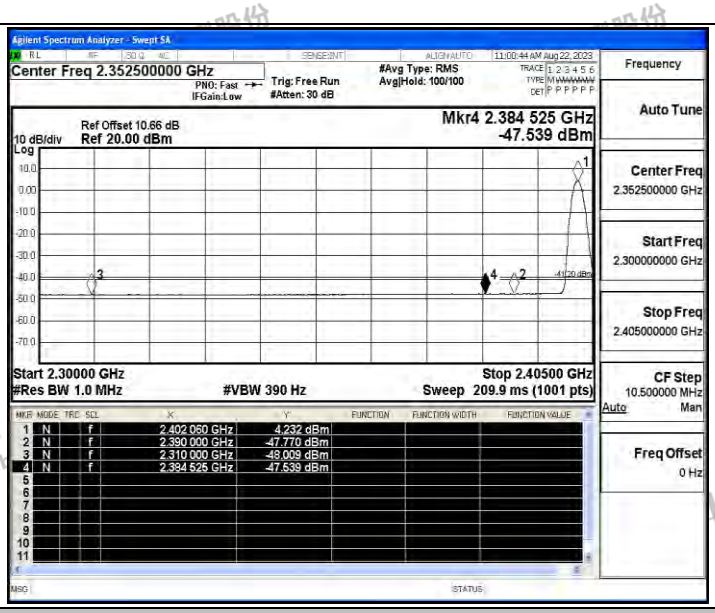

2DH5_Ant1_Low_2402_Peak

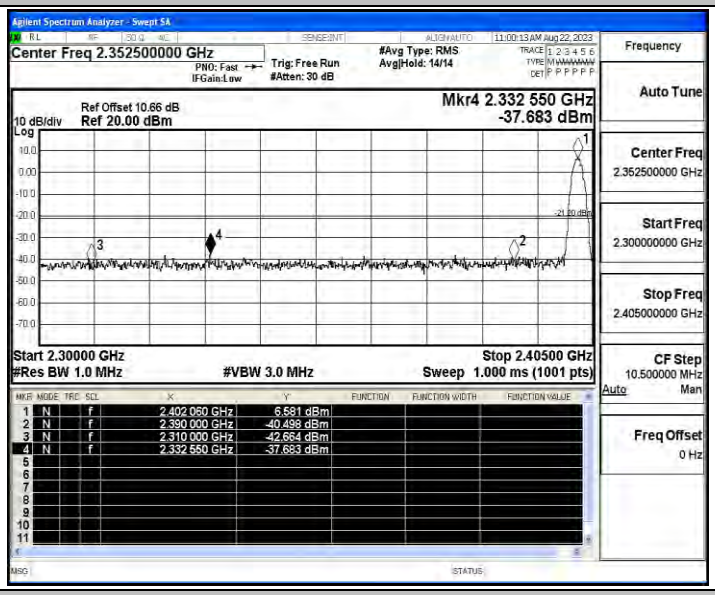

2DH5_Ant1_High_2480_AV

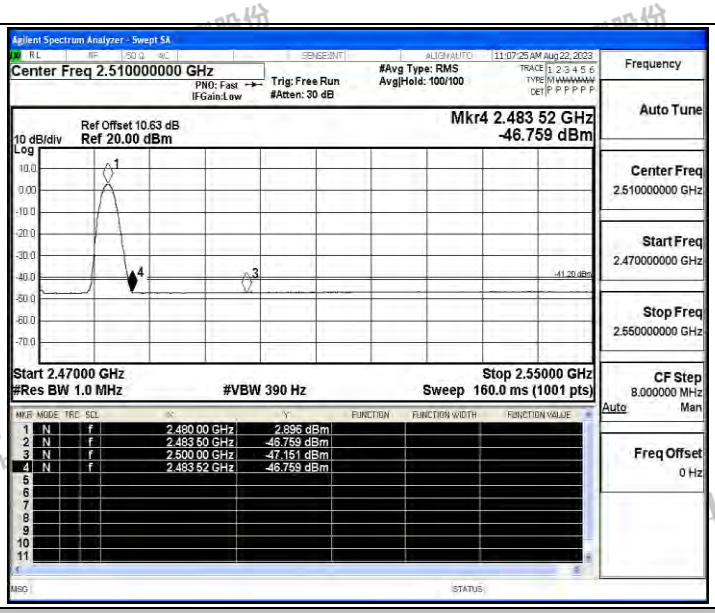

2DH5_Ant1_High_2480_Peak

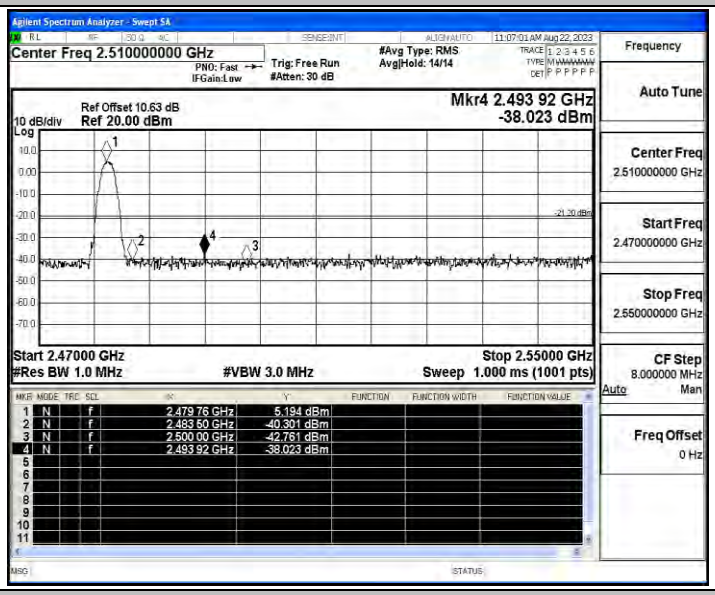

2DH5_Ant1_Low_Hop_2402_Peak

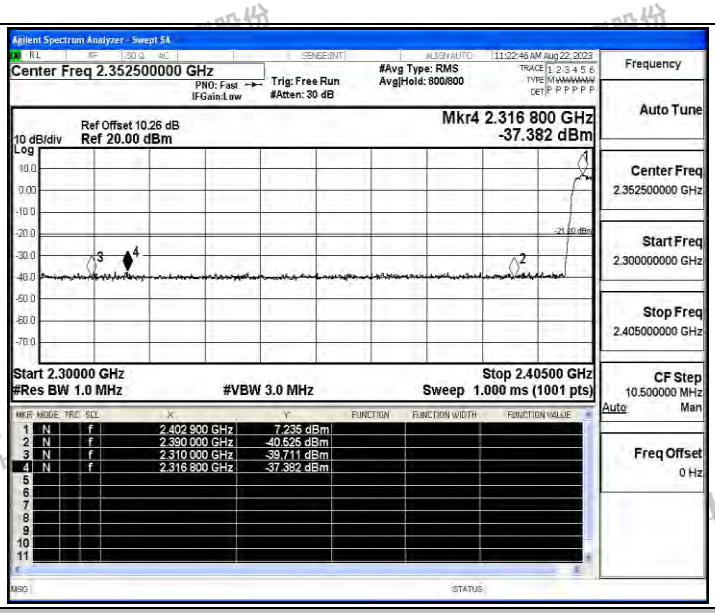

2DH5_Ant1_High_Hop_2480_Peak

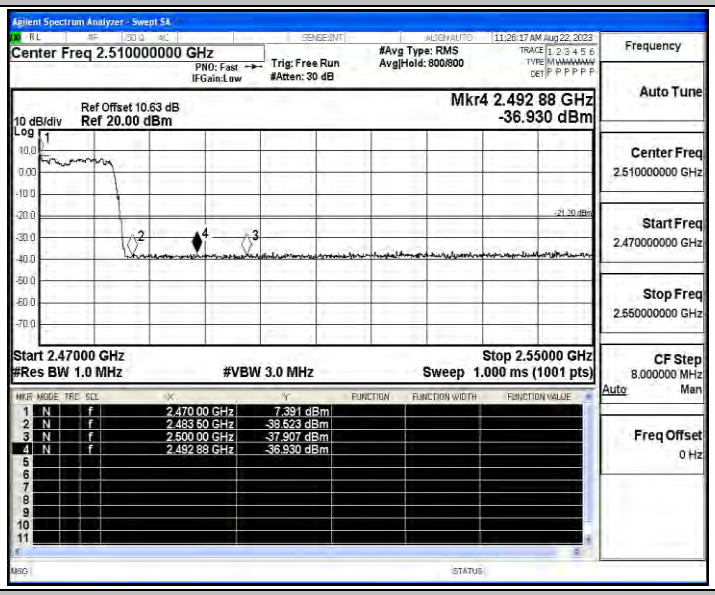

3DH5_Ant1_Low_2402_AV

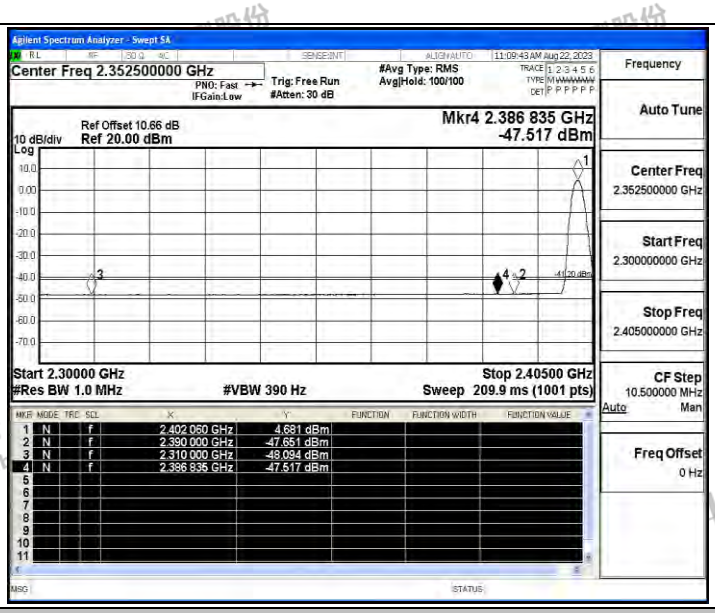

3DH5_Ant1_Low_2402_Peak

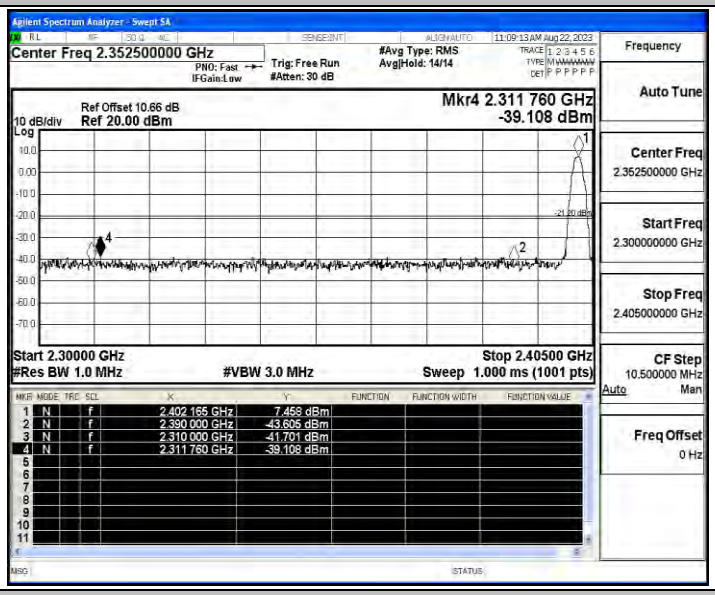

3DH5_Ant1_High_2480_AV

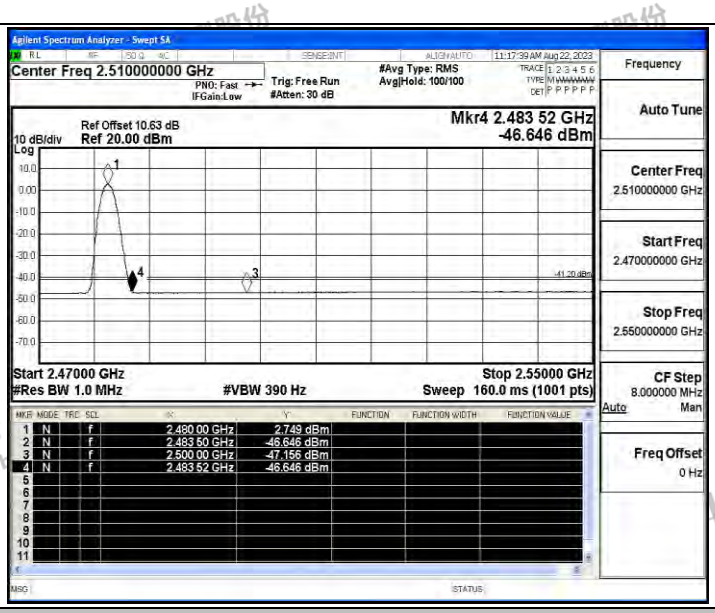

3DH5_Ant1_High_2480_Peak

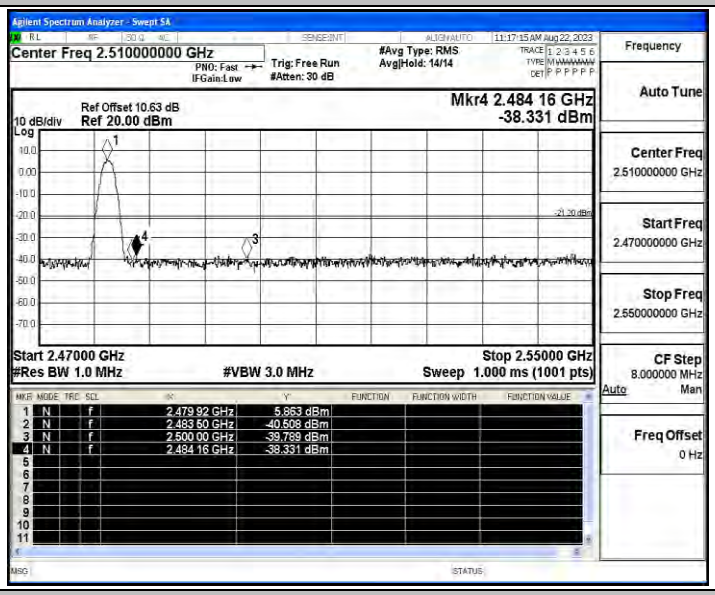

3DH5_Ant1_Low_Hop_2402_Peak

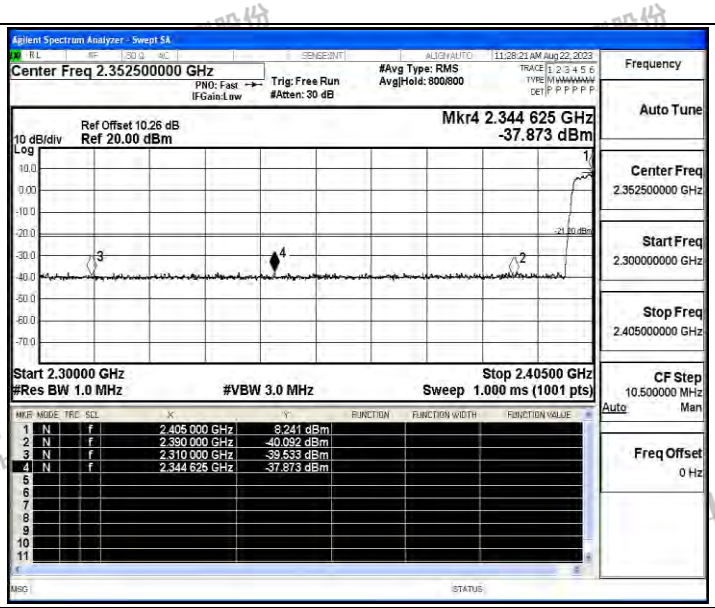
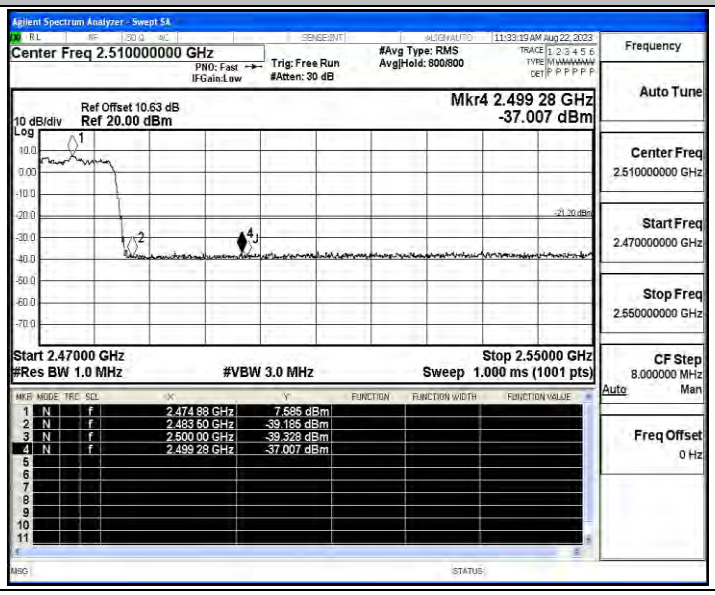
3DH5_Ant1_High_Hop_2480_Peak