Appendix B

Detailed Test Results

1. GSM
GSM850 for Body
GSM1900 for Body
2. WCDMA
WCDMA Band II for Body
WCDMA Band IV for Body
WCDMA Band V for Body
3. LTE
LTE Band 2 for Body
LTE Band 4 for Body
LTE Band 5 for Body
LTE Band 12 for Body
LTE Band 13 for Body
LTE Band 25 for Body
LTE Band 26 for Body
LTE Band 41 for Body
LTE Band 66 for Body
LTE Band 71 for Body
4. WIFI
WIFI 2.4GHz for Body
WIFI 5.2GHz for Body
WIFI 5.8GHz for Body

Test Laboratory: LCS-SAR Lab

GSM850 GPRS 4TS 190CH Rear side 0mm

DUT: Tablet pc; Type: TAB10P; Serial: NA

Communication System: UID 0, GPRS/EGPRS Mode(4up) Communication System (0); Frequency: 836.6 MHz;Duty Cycle: 1:2.075
Medium parameters used: f = 837 MHz; σ = 0.885 S/m; ε_r = 40.836; ρ = 1000 kg/m^3
Phantom section: Flat Section

DASY Configuration:

- Probe: EX3DV4 - SN3805; ConvF(9.62, 9.62, 9.62); Calibrated: 2023/6/21;
- Sensor-Surface: 2mm (Mechanical Surface Detection)
- Electronics: DAE3 Sn419; Calibrated: 2023/6/20
- Phantom: SAM v5.0; Type: SAM; Serial: 1850
- DASY52 52.8.8(1222); SEMCAD X 14.6.10(7331)

Configuration/Body/Area Scan (8x9x1): Measurement grid: dx=15mm, dy=15mm
Maximum value of SAR (measured) = 0.367 W/kg

Configuration/Body/Zoom Scan (5x5x7)/Cube 0: Measurement grid: dx=8mm, dy=8mm, dz=5mm
Reference Value = 7.451 V/m; Power Drift = 0.05 dB
Peak SAR (extrapolated) = 0.587 W/kg
SAR(1 g) = 0.299 W/kg; SAR(10 g) = 0.160 W/kg
Maximum value of SAR (measured) = 0.392 W/kg

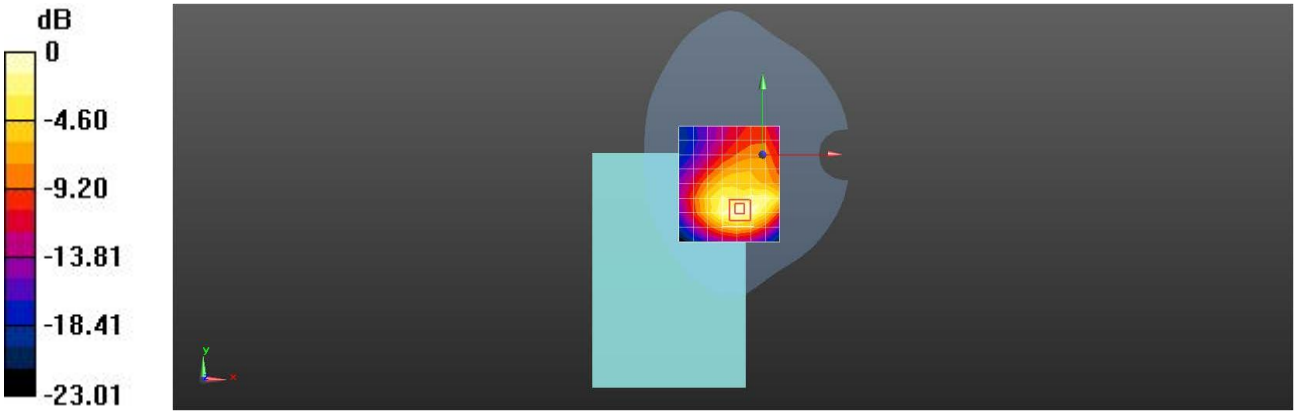

0 dB = 0.367 W/kg = -4.36 dBW/kg

Test Laboratory: LCS-SAR Lab

GSM1900 GPRS 4TS 661CH Rear side 0mm

DUT: Tablet pc; Type: TAB10P; Serial: NA

Communication System: UID 0, GPRS/EGPRS Mode(4up) Communication System (0); Frequency: 1880 MHz;Duty Cycle: 1:2.075
Medium parameters used: f = 1880 MHz; σ = 1.377 S/m; ε_r = 40.122; ρ = 1000 kg/m^3
Phantom section: Flat Section

DASY Configuration:

- Probe: EX3DV4 - SN3805; ConvF(8.05, 8.05, 8.05); Calibrated: 2023/6/21;
- Sensor-Surface: 2mm (Mechanical Surface Detection)
- Electronics: DAE3 Sn419; Calibrated: 2023/6/20
- Phantom: SAM v5.0; Type: SAM; Serial: 1850
- DASY52 52.8.8(1222); SEMCAD X 14.6.10(7331)

Configuration/Body/Area Scan (8x9x1): Measurement grid: dx=15mm, dy=15mm
Maximum value of SAR (measured) = 0.610 W/kg

Configuration/Body/Zoom Scan (5x5x7)/Cube 0: Measurement grid: dx=8mm, dy=8mm, dz=5mm
Reference Value = 8.053 V/m; Power Drift = 0.11 dB
Peak SAR (extrapolated) = 1.06 W/kg
SAR(1 g) = 0.466 W/kg; SAR(10 g) = 0.229 W/kg
Maximum value of SAR (measured) = 0.740 W/kg

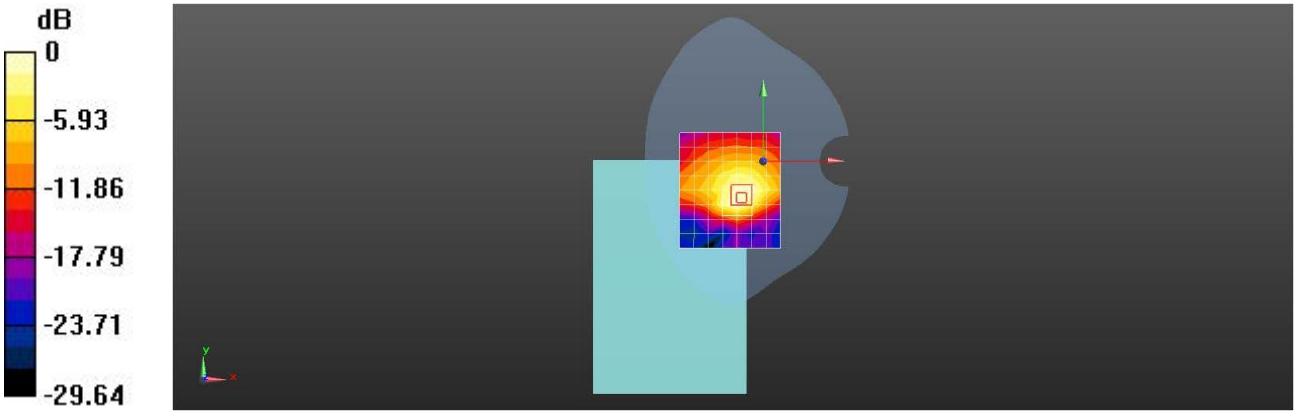

0 dB = 0.610 W/kg = -2.15 dBW/kg

Test Laboratory: LCS-SAR Lab

WCDMA Band II 9400CH Rear side 0mm

DUT: Tablet pc; Type: TAB10P; Serial: NA

Communication System: UID 0, WCDMA (0); Frequency: 1880 MHz;Duty Cycle: 1:1
Medium parameters used: f = 1880 MHz; σ = 1.377 S/m; ε_r = 40.122; ρ = 1000 kg/m^3
Phantom section: Flat Section

DASY Configuration:

- Probe: EX3DV4 - SN3805; ConvF(8.05, 8.05, 8.05); Calibrated: 2023/6/21;
- Sensor-Surface: 2mm (Mechanical Surface Detection)
- Electronics: DAE3 Sn419; Calibrated: 2023/6/20
- Phantom: SAM v5.0; Type: SAM; Serial: 1850
- DASY52 52.8.8(1222); SEMCAD X 14.6.10(7331)

Configuration/Body/Area Scan (8x9x1): Measurement grid: dx=15mm, dy=15mm
Maximum value of SAR (measured) = 0.609 W/kg

Configuration/Body/Zoom Scan (5x5x7)/Cube 0: Measurement grid: dx=8mm, dy=8mm, dz=5mm
Reference Value = 8.053 V/m; Power Drift = -0.16 dB
Peak SAR (extrapolated) = 1.06 W/kg
SAR(1 g) = 0.465 W/kg; SAR(10 g) = 0.229 W/kg
Maximum value of SAR (measured) = 0.739 W/kg

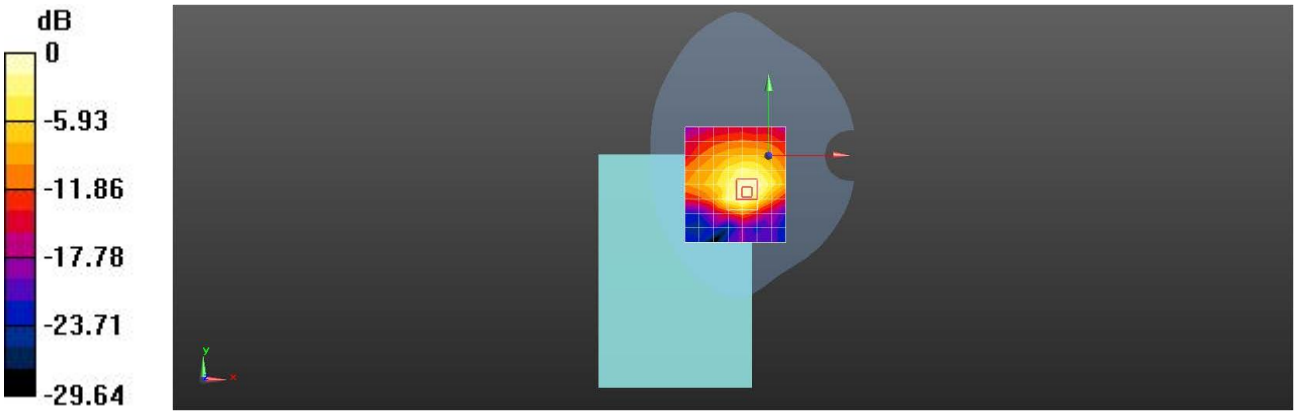

0 dB = 0.609 W/kg = -2.15 dBW/kg

Test Laboratory: LCS-SAR Lab

WCDMA Band IV 1412CH Rear side 0mm

DUT: Tablet pc; Type: TAB10P; Serial: NA

Communication System: UID 0, WCDMA (0); Frequency: 1732.4 MHz;Duty Cycle: 1:1
Medium parameters used: f = 1732.4 MHz; σ = 1.297 S/m; ε_r = 40.522; ρ = 1000 kg/m^3
Phantom section: Flat Section

DASY Configuration:

- Probe: EX3DV4 - SN3805; ConvF(8.35, 8.35, 8.35); Calibrated: 2023/6/21;
- Sensor-Surface: 2mm (Mechanical Surface Detection)
- Electronics: DAE3 Sn419; Calibrated: 2023/6/20
- Phantom: SAM v5.0; Type: SAM; Serial: 1850
- DASY52 52.8.8(1222); SEMCAD X 14.6.10(7331)

Configuration/Body/Area Scan (8x9x1): Measurement grid: dx=15mm, dy=15mm
Maximum value of SAR (measured) = 0.625 W/kg

Configuration/Body/Zoom Scan (5x5x7)/Cube 0: Measurement grid: dx=8mm, dy=8mm, dz=5mm
Reference Value = 8.116 V/m; Power Drift = 0.02 dB
Peak SAR (extrapolated) = 1.09 W/kg
SAR(1 g) = 0.470 W/kg; SAR(10 g) = 0.229 W/kg
Maximum value of SAR (measured) = 0.774 W/kg

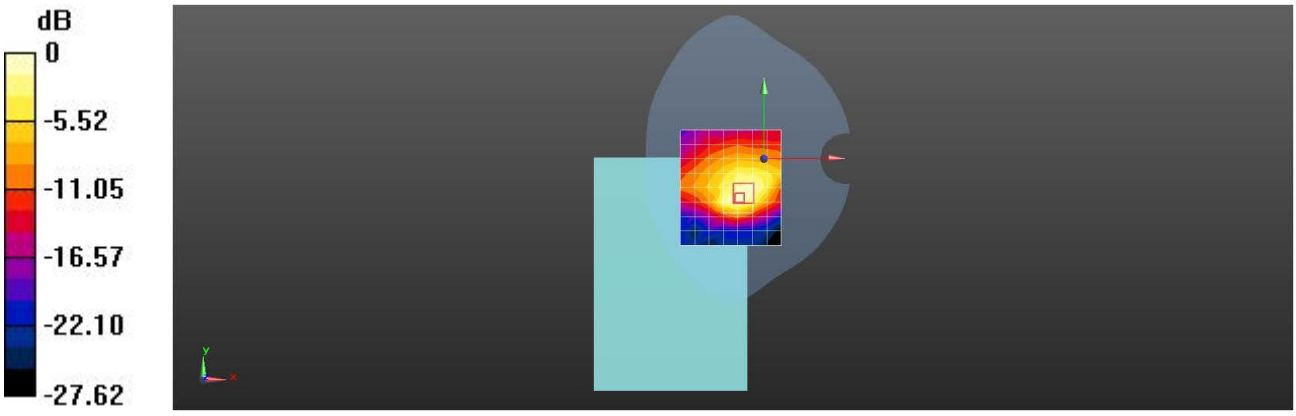

0 dB = 0.625 W/kg = -2.04 dBW/kg

Test Laboratory: LCS-SAR Lab

WCDMA Band V 4182CH Rear side 0mm

DUT: Tablet pc; Type: TAB10P; Serial: NA

Communication System: UID 0, WCDMA (0); Frequency: 836.4 MHz;Duty Cycle: 1:1
Medium parameters used: f = 836.4 MHz; σ = 0.886 S/m; ε_r = 40.822; ρ = 1000 kg/m^3
Phantom section: Flat Section

DASY Configuration:

- Probe: EX3DV4 - SN3805; ConvF(9.62, 9.62, 9.62); Calibrated: 2023/6/21;
- Sensor-Surface: 2mm (Mechanical Surface Detection)
- Electronics: DAE3 Sn419; Calibrated: 2023/6/20
- Phantom: SAM v5.0; Type: SAM; Serial: 1850
- DASY52 52.8.8(1222); SEMCAD X 14.6.10(7331)

Configuration/Body/Area Scan (8x9x1): Measurement grid: dx=15mm, dy=15mm
Maximum value of SAR (measured) = 0.371 W/kg

Configuration/Body/Zoom Scan (5x5x7)/Cube 0: Measurement grid: dx=8mm, dy=8mm, dz=5mm
Reference Value = 7.456 V/m; Power Drift = -0.09 dB
Peak SAR (extrapolated) = 0.596 W/kg
SAR(1 g) = 0.302 W/kg; SAR(10 g) = 0.161 W/kg
Maximum value of SAR (measured) = 0.397 W/kg

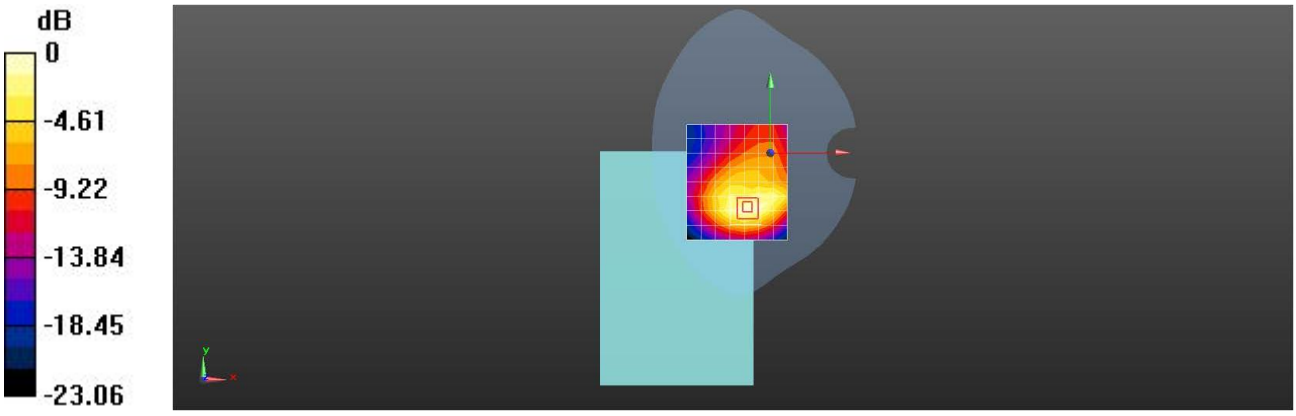

0 dB = 0.371 W/kg = -4.31 dBW/kg

Test Laboratory: LCS-SAR Lab

LTE Band 2 20M QPSK 1RB49 18700CH Rear side 0mm

DUT: Tablet pc; Type: TAB10P; Serial: NA

Communication System: UID 0, LTE-FDD BW 20MHZ (0); Frequency: 1860 MHz;Duty Cycle: 1:1
Medium parameters used: f = 1860 MHz; σ = 1.359 S/m; ε_r = 40.15; ρ = 1000 kg/m^3
Phantom section: Flat Section

DASY Configuration:

- Probe: EX3DV4 - SN3805; ConvF(8.05, 8.05, 8.05); Calibrated: 2023/6/21;
- Sensor-Surface: 2mm (Mechanical Surface Detection)
- Electronics: DAE3 Sn419; Calibrated: 2023/6/20
- Phantom: SAM v5.0; Type: SAM; Serial: 1850
- DASY52 52.8.8(1222); SEMCAD X 14.6.10(7331)

Configuration/Body/Area Scan (8x9x1): Measurement grid: dx=15mm, dy=15mm
Maximum value of SAR (measured) = 0.926 W/kg

Configuration/Body/Zoom Scan (5x5x7)/Cube 0: Measurement grid: dx=8mm, dy=8mm, dz=5mm
Reference Value = 4.698 V/m; Power Drift = -0.09 dB
Peak SAR (extrapolated) = 1.77 W/kg
SAR(1 g) = 0.742 W/kg; SAR(10 g) = 0.382 W/kg
Maximum value of SAR (measured) = 1.22 W/kg

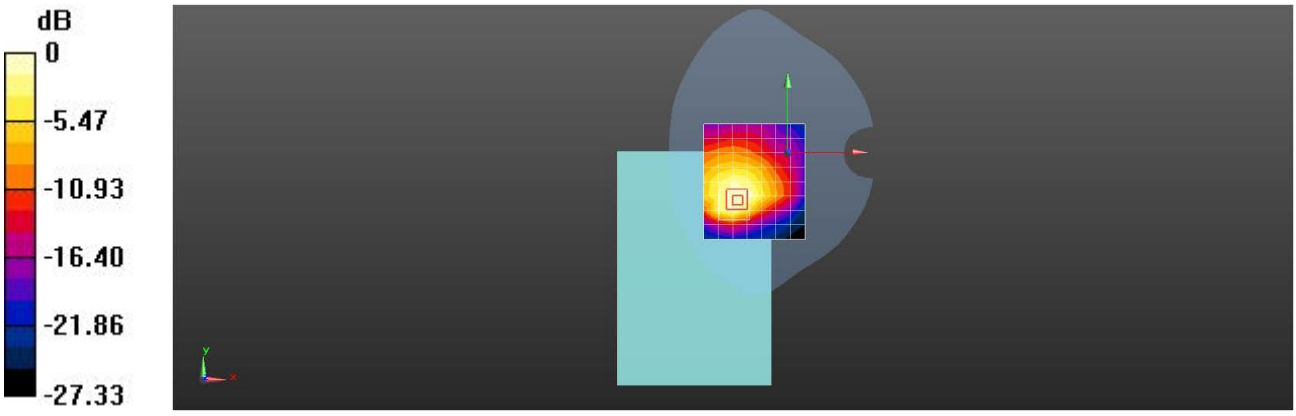

0 dB = 0.926 W/kg = -0.33 dBW/kg

Test Laboratory: LCS-SAR Lab

LTE Band 4 20M QPSK 1RB49 20300CH Rear side 0mm

DUT: Tablet pc; Type: TAB10P; Serial: NA

Communication System: UID 0, LTE-FDD BW 20MHZ (0); Frequency: 1745 MHz;Duty Cycle: 1:1
Medium parameters used: f = 1745 MHz; σ = 1.314 S/m; ε_r = 40.428; ρ = 1000 kg/m^3
Phantom section: Flat Section

DASY Configuration:

- Probe: EX3DV4 - SN3805; ConvF(8.35, 8.35, 8.35); Calibrated: 2023/6/21;
- Sensor-Surface: 2mm (Mechanical Surface Detection)
- Electronics: DAE3 Sn419; Calibrated: 2023/6/20
- Phantom: SAM v5.0; Type: SAM; Serial: 1850
- DASY52 52.8.8(1222); SEMCAD X 14.6.10(7331)

Configuration/Body/Area Scan (8x11x1): Measurement grid: dx=15mm, dy=15mm
Maximum value of SAR (measured) = 0.619 W/kg

Configuration/Body/Zoom Scan (5x5x7)/Cube 0: Measurement grid: dx=8mm, dy=8mm, dz=5mm
Reference Value = 11.90 V/m; Power Drift = 0.09 dB
Peak SAR (extrapolated) = 0.860 W/kg
SAR(1 g) = 0.429 W/kg; SAR(10 g) = 0.224 W/kg
Maximum value of SAR (measured) = 0.644 W/kg

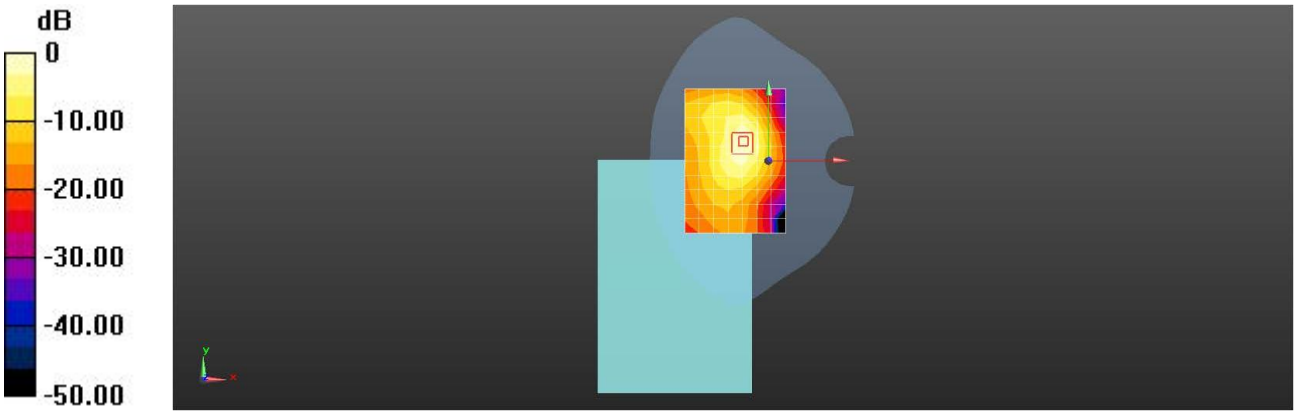

0 dB = 0.619 W/kg = -2.08 dBW/kg

Test Laboratory: LCS-SAR Lab

LTE Band 5 10M QPSK 1RB0 20525CH Rear side 0mm

DUT: Tablet pc; Type: TAB10P; Serial: NA

Communication System: UID 0, LTE-FDD BW 10MHZ (0); Frequency: 836.5 MHz;Duty Cycle: 1:1
Medium parameters used: f = 836.5 MHz; σ = 0.885 S/m; ε_r = 40.825; ρ = 1000 kg/m^3
Phantom section: Flat Section

DASY Configuration:

- Probe: EX3DV4 - SN3805; ConvF(9.62, 9.62, 9.62); Calibrated: 2023/6/21;
- Sensor-Surface: 2mm (Mechanical Surface Detection)
- Electronics: DAE3 Sn419; Calibrated: 2023/6/20
- Phantom: SAM v5.0; Type: SAM; Serial: 1850
- DASY52 52.8.8(1222); SEMCAD X 14.6.10(7331)

Configuration/Body/Area Scan (8x11x1): Measurement grid: dx=15mm, dy=15mm
Maximum value of SAR (measured) = 0.417 W/kg

Configuration/Body/Zoom Scan (5x5x7)/Cube 0: Measurement grid: dx=8mm, dy=8mm, dz=5mm
Reference Value = 12.58 V/m; Power Drift = 0.07 dB
Peak SAR (extrapolated) = 0.655 W/kg
SAR(1 g) = 0.269 W/kg; SAR(10 g) = 0.135 W/kg
Maximum value of SAR (measured) = 0.414 W/kg

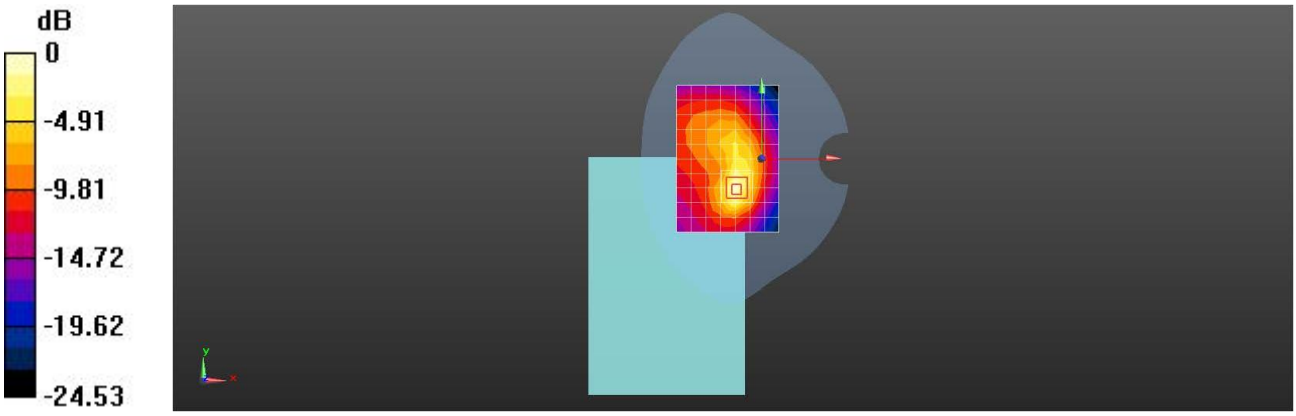

0 dB = 0.417 W/kg = -3.80 dBW/kg

Test Laboratory: LCS-SAR Lab

LTE Band 12 10M QPSK 1RB24 23060CH Rear side 0mm

DUT: Tablet pc; Type: TAB10P; Serial: NA

Communication System: UID 0, LTE-FDD BW 10MHZ (0); Frequency: 704 MHz;Duty Cycle: 1:1
Medium parameters used: f = 704 MHz; σ = 0.863 S/m; ε_r = 42.604; ρ = 1000 kg/m^3
Phantom section: Flat Section

DASY Configuration:

- Probe: EX3DV4 - SN3805; ConvF(10.02, 10.02, 10.02); Calibrated: 2023/6/21;
- Sensor-Surface: 2mm (Mechanical Surface Detection)
- Electronics: DAE3 Sn419; Calibrated: 2023/6/20
- Phantom: SAM v5.0; Type: SAM; Serial: 1850
- DASY52 52.8.8(1222); SEMCAD X 14.6.10(7331)

Configuration/Body/Area Scan (8x11x1): Measurement grid: dx=15mm, dy=15mm
Maximum value of SAR (measured) = 0.378 W/kg

Configuration/Body/Zoom Scan (5x5x7)/Cube 0: Measurement grid: dx=8mm, dy=8mm, dz=5mm
Reference Value = 12.20 V/m; Power Drift = 0.07 dB
Peak SAR (extrapolated) = 0.588 W/kg
SAR(1 g) = 0.245 W/kg; SAR(10 g) = 0.123 W/kg
Maximum value of SAR (measured) = 0.376 W/kg

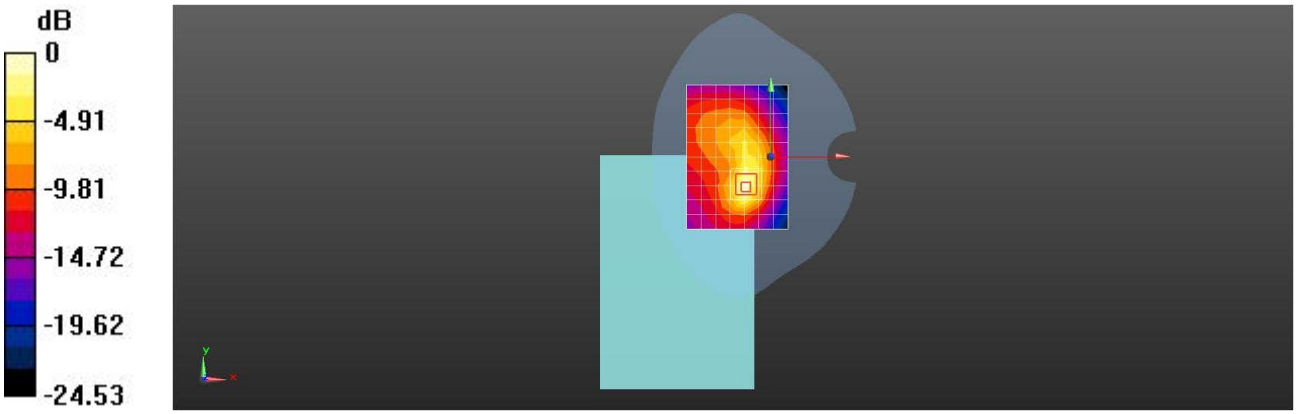

0 dB = 0.378 W/kg = -4.22 dBW/kg

Test Laboratory: LCS-SAR Lab

LTE Band 13 10M QPSK 1RB24 23230CH Rear side 0mm

DUT: Tablet pc; Type: TAB10P; Serial: NA

Communication System: UID 0, LTE-FDD BW 10MHZ (0); Frequency: 782 MHz;Duty Cycle: 1:1
Medium parameters used: f = 782 MHz; σ = 0.912 S/m; ε_r = 41.356; ρ = 1000 kg/m^3
Phantom section: Flat Section

DASY Configuration:

- Probe: EX3DV4 - SN3805; ConvF(10.02, 10.02, 10.02); Calibrated: 2023/6/21;
- Sensor-Surface: 2mm (Mechanical Surface Detection)
- Electronics: DAE3 Sn419; Calibrated: 2023/6/20
- Phantom: SAM v5.0; Type: SAM; Serial: 1850
- DASY52 52.8.8(1222); SEMCAD X 14.6.10(7331)

Configuration/Body/Area Scan (8x11x1): Measurement grid: dx=15mm, dy=15mm
Maximum value of SAR (measured) = 0.398 W/kg

Configuration/Body/Zoom Scan (5x5x7)/Cube 0: Measurement grid: dx=8mm, dy=8mm, dz=5mm
Reference Value = 12.29 V/m; Power Drift = 0.15 dB
Peak SAR (extrapolated) = 0.614 W/kg
SAR(1 g) = 0.260 W/kg; SAR(10 g) = 0.131 W/kg
Maximum value of SAR (measured) = 0.397 W/kg

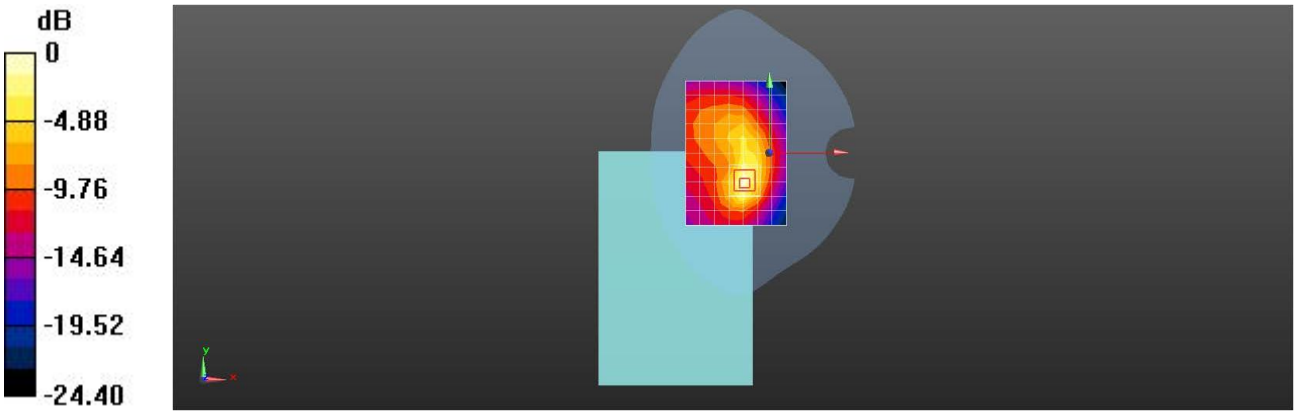

0 dB = 0.398 W/kg = -4.00 dBW/kg

Test Laboratory: LCS-SAR Lab

LTE Band 25 20M QPSK 1RB49 26140CH Rear side 0mm

DUT: Tablet pc; Type: TAB10P; Serial: NA

Communication System: UID 0, LTE-FDD BW 20MHZ (0); Frequency: 1860 MHz;Duty Cycle: 1:1
Medium parameters used: f = 1860 MHz; σ = 1.359 S/m; ε_r = 40.15; ρ = 1000 kg/m^3
Phantom section: Flat Section

DASY Configuration:

- Probe: EX3DV4 - SN3805; ConvF(8.05, 8.05, 8.05); Calibrated: 2023/6/21;
- Sensor-Surface: 2mm (Mechanical Surface Detection)
- Electronics: DAE3 Sn419; Calibrated: 2023/6/20
- Phantom: SAM v5.0; Type: SAM; Serial: 1850
- DASY52 52.8.8(1222); SEMCAD X 14.6.10(7331)

Configuration/Body/Area Scan (8x11x1): Measurement grid: dx=15mm, dy=15mm
Maximum value of SAR (measured) = 0.688 W/kg

Configuration/Body/Zoom Scan (5x5x7)/Cube 0: Measurement grid: dx=8mm, dy=8mm, dz=5mm
Reference Value = 18.10 V/m; Power Drift = 0.04 dB
Peak SAR (extrapolated) = 2.23 W/kg
SAR(1 g) = 0.695 W/kg; SAR(10 g) = 0.160 W/kg
Maximum value of SAR (measured) = 0.757 W/kg

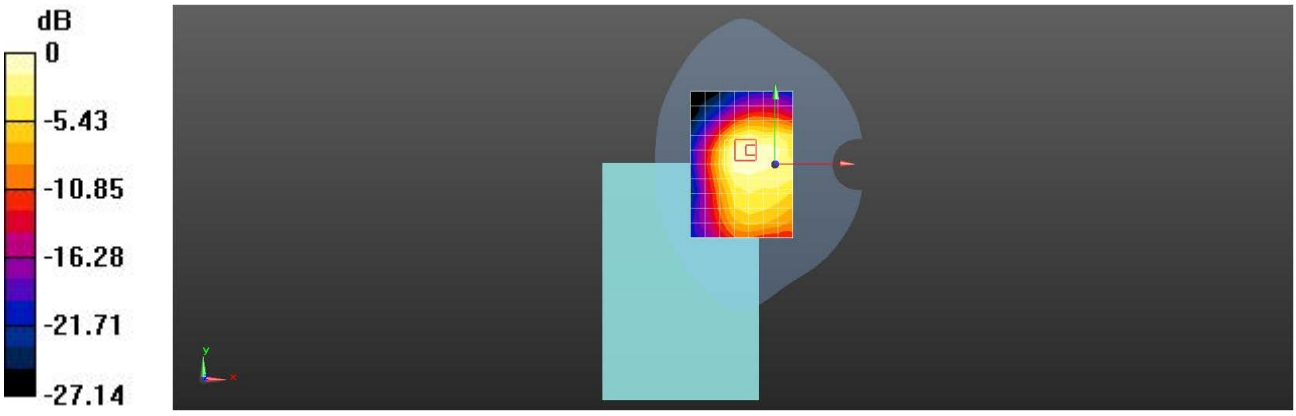

0 dB = 0.688 W/kg = -1.62 dBW/kg

Test Laboratory: LCS-SAR Lab

LTE Band 26 15M QPSK 1RB0 26915CH Rear side 0mm

DUT: Tablet pc; Type: TAB10P; Serial: NA

Communication System: UID 0, LTE-FDD BW 15MHZ (0); Frequency: 836.5 MHz;Duty Cycle: 1:1
Medium parameters used: f = 836.5 MHz; σ = 0.885 S/m; ε_r = 40.825; ρ = 1000 kg/m^3
Phantom section: Flat Section

DASY Configuration:

- Probe: EX3DV4 - SN3805; ConvF(9.62, 9.62, 9.62); Calibrated: 2023/6/21;
- Sensor-Surface: 2mm (Mechanical Surface Detection)
- Electronics: DAE3 Sn419; Calibrated: 2023/6/20
- Phantom: SAM v5.0; Type: SAM; Serial: 1850
- DASY52 52.8.8(1222); SEMCAD X 14.6.10(7331)

Configuration/Body/Area Scan (8x9x1): Measurement grid: dx=15mm, dy=15mm
Maximum value of SAR (measured) = 0.527 W/kg

Configuration/Body/Zoom Scan (5x5x7)/Cube 0: Measurement grid: dx=8mm, dy=8mm, dz=5mm
Reference Value = 17.67 V/m; Power Drift = 0.10 dB
Peak SAR (extrapolated) = 0.802 W/kg
SAR(1 g) = 0.451 W/kg; SAR(10 g) = 0.277 W/kg
Maximum value of SAR (measured) = 0.600 W/kg

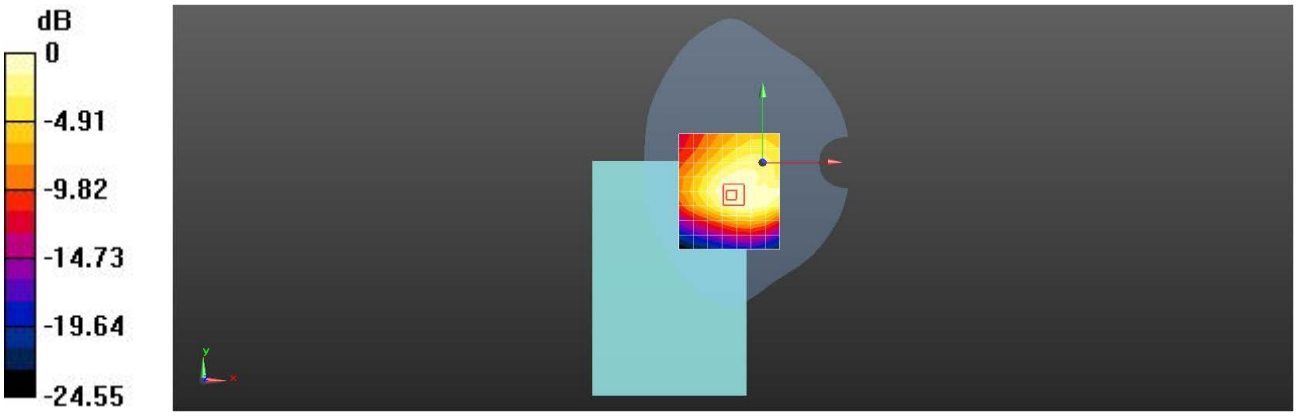

0 dB = 0.527 W/kg = -2.78 dBW/kg

Test Laboratory: LCS-SAR Lab

LTE Band 41 20M QPSK 1RB49 41490CH Rear side 0mm

DUT: Tablet pc; Type: TAB10P; Serial: NA

Communication System: UID 0, LTE-TDD BW 20MHZ (0); Frequency: 2680 MHz;Duty Cycle: 1:1
Medium parameters used: f = 2680 MHz; σ = 2.088 S/m; ε_r = 39.005; ρ = 1000 kg/m^3
Phantom section: Flat Section

DASY Configuration:

- Probe: EX3DV4 - SN3805; ConvF(7.35, 7.35, 7.35); Calibrated: 2023/6/21;
- Sensor-Surface: 2mm (Mechanical Surface Detection)
- Electronics: DAE3 Sn419; Calibrated: 2023/6/20
- Phantom: SAM v5.0; Type: SAM; Serial: 1850
- DASY52 52.8.8(1222); SEMCAD X 14.6.10(7331)

Configuration/Body/Area Scan (10x11x1): Measurement grid: dx=12mm, dy=12mm
Maximum value of SAR (measured) = 0.735 W/kg

Configuration/Body/Zoom Scan (7x7x7)/Cube 0: Measurement grid: dx=5mm, dy=5mm, dz=5mm
Reference Value = 6.444 V/m; Power Drift = 0.17 dB
Peak SAR (extrapolated) = 1.06 W/kg
SAR(1 g) = 0.439 W/kg; SAR(10 g) = 0.200 W/kg
Maximum value of SAR (measured) = 0.711 W/kg

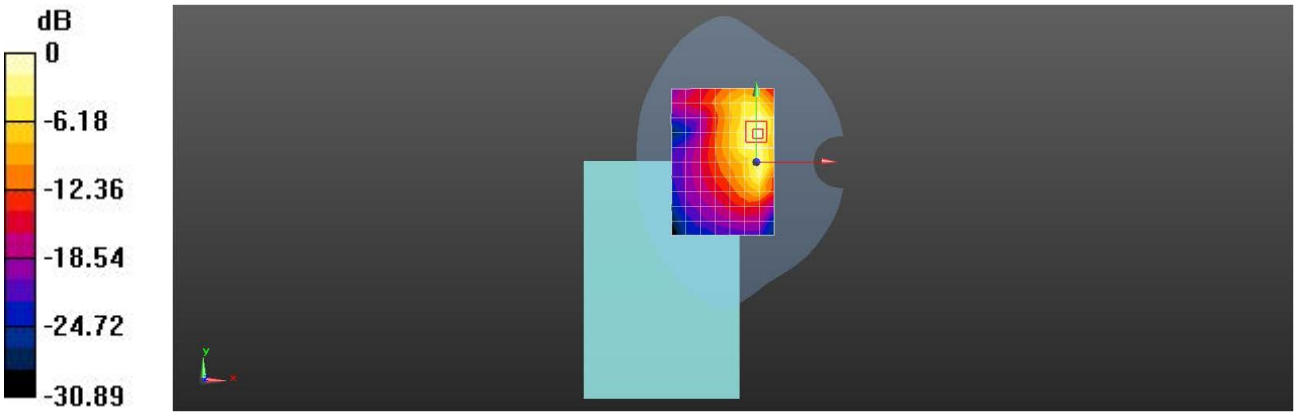

0 dB = 0.735 W/kg = -1.34 dBW/kg

Test Laboratory: LCS-SAR Lab

LTE Band 66 20M QPSK 1RB49 132572CH Rear side 0mm

DUT: Tablet pc; Type: TAB10P; Serial: NA

Communication System: UID 0, LTE-FDD BW 20MHZ (0); Frequency: 1770 MHz;Duty Cycle: 1:1
Medium parameters used: f = 1770 MHz; σ = 1.343 S/m; ε_r = 40.395; ρ = 1000 kg/m^3
Phantom section: Flat Section

DASY Configuration:

- Probe: EX3DV4 - SN3805; ConvF(8.35, 8.35, 8.35); Calibrated: 2023/6/21;
- Sensor-Surface: 2mm (Mechanical Surface Detection)
- Electronics: DAE3 Sn419; Calibrated: 2023/6/20
- Phantom: SAM v5.0; Type: SAM; Serial: 1850
- DASY52 52.8.8(1222); SEMCAD X 14.6.10(7331)

Configuration/Body/Area Scan (8x11x1): Measurement grid: dx=15mm, dy=15mm
Maximum value of SAR (measured) = 0.315 W/kg

Configuration/Body/Zoom Scan (5x5x7)/Cube 0: Measurement grid: dx=8mm, dy=8mm, dz=5mm
Reference Value = 6.241 V/m; Power Drift = 0.02 dB
Peak SAR (extrapolated) = 0.480 W/kg
SAR(1 g) = 0.204 W/kg; SAR(10 g) = 0.096 W/kg
Maximum value of SAR (measured) = 0.320 W/kg

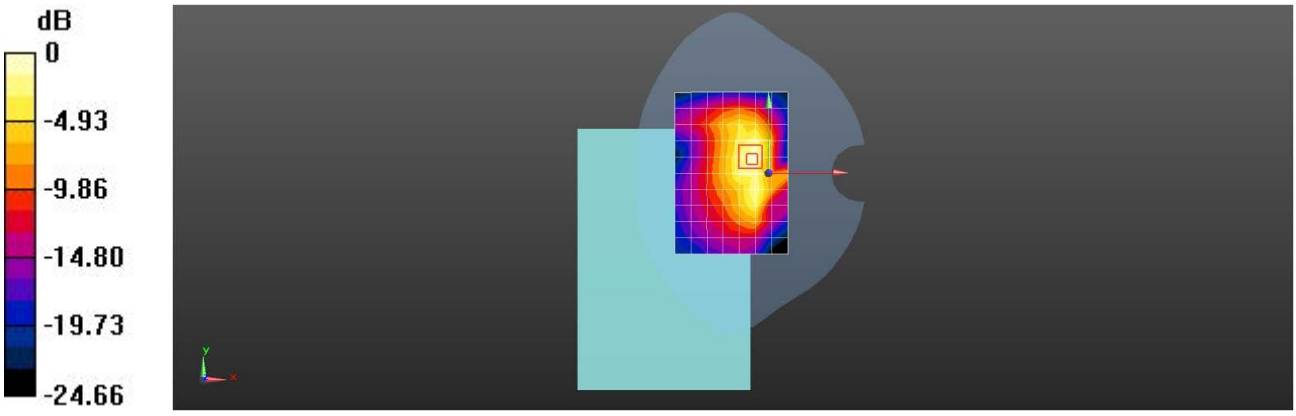

0 dB = 0.315 W/kg = -5.02 dBW/kg

Test Laboratory: LCS-SAR Lab

LTE Band 71 20M QPSK 1RB49 133372CH Rear side 0mm

DUT: Tablet pc; Type: TAB10P; Serial: NA

Communication System: UID 0, LTE-FDD BW 20MHZ (0); Frequency: 688 MHz;Duty Cycle: 1:1
Medium parameters used: f = 688 MHz; σ = 0.854 S/m; ε_r = 42.834; ρ = 1000 kg/m^3
Phantom section: Flat Section

DASY Configuration:

- Probe: EX3DV4 - SN3805; ConvF(10.02, 10.02, 10.02); Calibrated: 2023/6/21;
- Sensor-Surface: 2mm (Mechanical Surface Detection)
- Electronics: DAE3 Sn419; Calibrated: 2023/6/20
- Phantom: SAM v5.0; Type: SAM; Serial: 1850
- DASY52 52.8.8(1222); SEMCAD X 14.6.10(7331)

Configuration/Body/Area Scan (8x9x1): Measurement grid: dx=15mm, dy=15mm
Maximum value of SAR (measured) = 0.471 W/kg

Configuration/Body/Zoom Scan (5x5x7)/Cube 0: Measurement grid: dx=8mm, dy=8mm, dz=5mm
Reference Value = 17.09 V/m; Power Drift = 0.12 dB
Peak SAR (extrapolated) = 0.710 W/kg
SAR(1 g) = 0.404 W/kg; SAR(10 g) = 0.249 W/kg
Maximum value of SAR (measured) = 0.536 W/kg

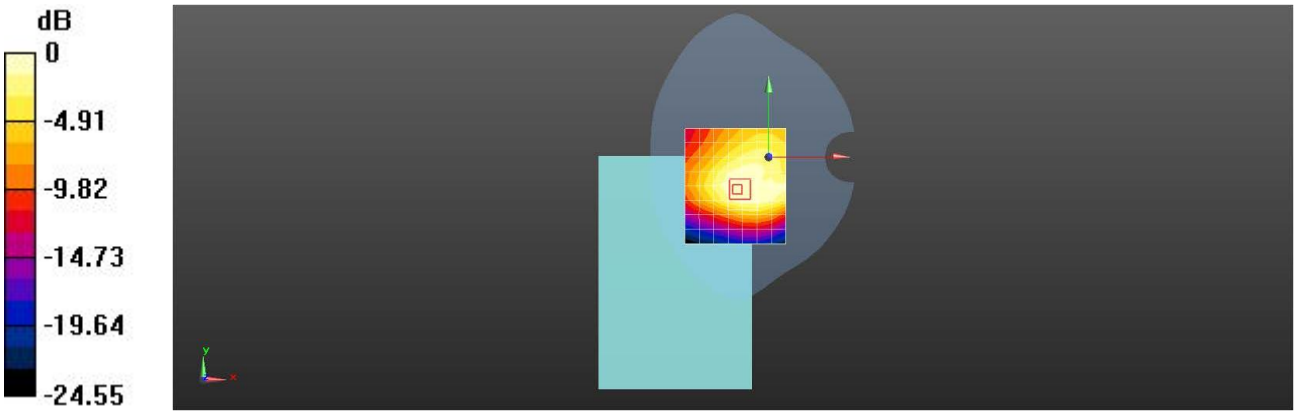

0 dB = 0.471 W/kg = -3.27 dBW/kg

Test Laboratory: LCS-SAR Lab

WIFI 2.4G 802.11b 6CH Rear side 0mm

DUT: Tablet pc; Type: TAB10P; Serial: NA

Communication System: UID 0, WI-FI(2.4GHz) (0); Frequency: 2437 MHz;Duty Cycle: 1:1.004
Medium parameters used: f = 2437 MHz; σ = 1.813 S/m; ε_r = 39.951; ρ = 1000 kg/m^3
Phantom section: Flat Section

DASY Configuration:

- Probe: EX3DV4 - SN3805; ConvF(7.50, 7.50, 7.50); Calibrated: 2023/6/21;
- Sensor-Surface: 2mm (Mechanical Surface Detection)
- Electronics: DAE3 Sn419; Calibrated: 2023/6/20
- Phantom: SAM v5.0; Type: SAM; Serial: 1850
- DASY52 52.8.8(1222); SEMCAD X 14.6.10(7331)

Configuration/Body/Area Scan (10x11x1): Measurement grid: dx=12mm, dy=12mm
Maximum value of SAR (measured) = 0.883 W/kg

Configuration/Body/Zoom Scan (7x7x7)/Cube 0: Measurement grid: dx=5mm, dy=5mm, dz=5mm
Reference Value = 3.654 V/m; Power Drift = 0.03 dB
Peak SAR (extrapolated) = 1.61 W/kg
SAR(1 g) = 0.594 W/kg; SAR(10 g) = 0.237 W/kg
Maximum value of SAR (measured) = 1.03 W/kg

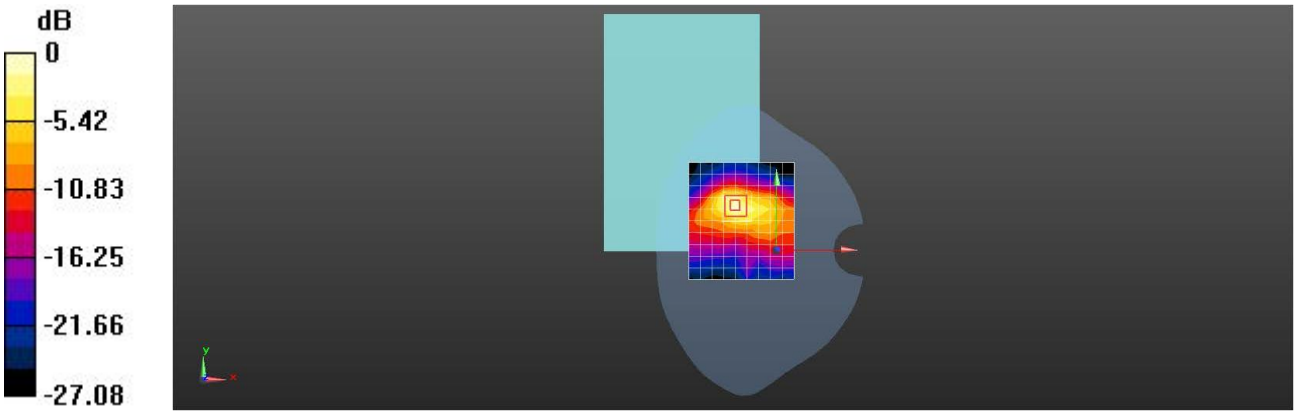

0 dB = 0.883 W/kg = -0.54 dBW/kg

Test Laboratory: LCS-SAR Lab

WIFI 5.2G 802.11n 36CH Rear side 0mm

DUT: Tablet pc; Type: TAB10P; Serial: NA

Communication System: UID 0, WI-FI(5.2GHz) (0); Frequency: 5180 MHz;Duty Cycle: 1:1.034
Medium parameters used: f = 5180 MHz; σ = 4.633 S/m; ε_r = 36.852; ρ = 1000 kg/m^3
Phantom section: Flat Section

DASY Configuration:

- Probe: EX3DV4 - SN3805; ConvF(5.45, 5.45, 5.45); Calibrated: 2023/6/21;
- Sensor-Surface: 2mm (Mechanical Surface Detection)
- Electronics: DAE3 Sn419; Calibrated: 2023/6/20
- Phantom: SAM v5.0; Type: SAM; Serial: 1850
- DASY52 52.8.8(1222); SEMCAD X 14.6.10(7331)

Configuration/Body/Area Scan (11x13x1): Measurement grid: dx=10mm, dy=10mm
Maximum value of SAR (measured) = 0.193 W/kg

Configuration/Body/Zoom Scan (7x7x7)/Cube 0: Measurement grid: dx=4mm, dy=4mm, dz=1.4mm
Reference Value = 0.9710 V/m; Power Drift = 0.07 dB
Peak SAR (extrapolated) = 0.534 W/kg
SAR(1 g) = 0.113 W/kg; SAR(10 g) = 0.035 W/kg
Maximum value of SAR (measured) = 0.234 W/kg

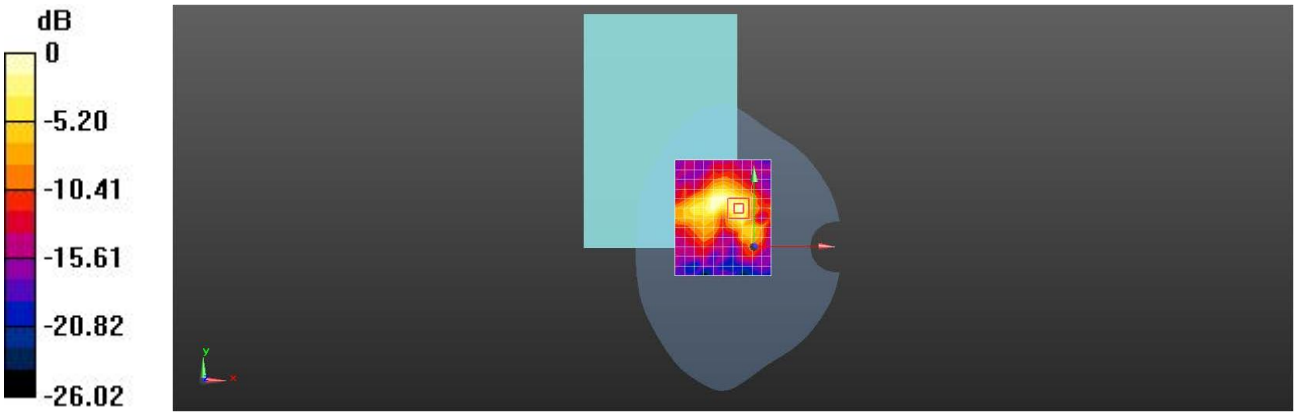

0 dB = 0.193 W/kg = -7.15 dBW/kg

Test Laboratory: LCS-SAR Lab

WIFI 5.8G 802.11a 149CH Rear side 0mm

DUT: Tablet pc; Type: TAB10P; Serial: NA

Communication System: UID 0, WI-FI(5.8GHz) (0); Frequency: 5745 MHz;Duty Cycle: 1:1.032
Medium parameters used: f = 5745 MHz; σ = 5.311 S/m; ε_r = 35.184; ρ = 1000 kg/m^3
Phantom section: Flat Section

DASY Configuration:

- Probe: EX3DV4 - SN3805; ConvF(4.96, 4.96, 4.96); Calibrated: 2023/6/21;
- Sensor-Surface: 2mm (Mechanical Surface Detection)
- Electronics: DAE3 Sn419; Calibrated: 2023/6/20
- Phantom: SAM v5.0; Type: SAM; Serial: 1850
- DASY52 52.8.8(1222); SEMCAD X 14.6.10(7331)

Configuration/Body/Area Scan (11x13x1): Measurement grid: dx=10mm, dy=10mm
Maximum value of SAR (measured) = 0.292 W/kg

Configuration/Body/Zoom Scan (7x7x7)/Cube 0: Measurement grid: dx=4mm, dy=4mm, dz=1.4mm
Reference Value = 1.020 V/m; Power Drift = 0.03 dB
Peak SAR (extrapolated) = 0.952 W/kg
SAR(1 g) = 0.134 W/kg; SAR(10 g) = 0.034 W/kg
Maximum value of SAR (measured) = 0.305 W/kg

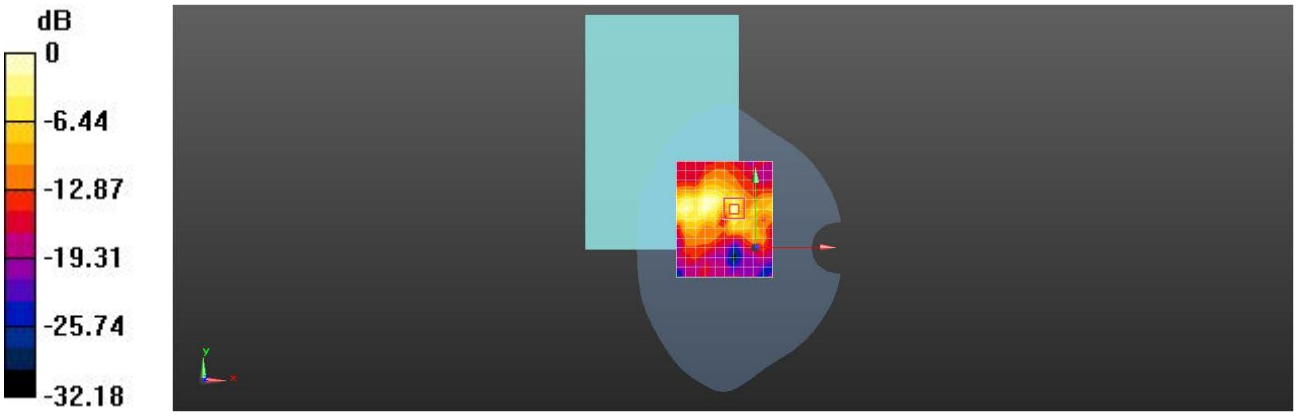

0 dB = 0.292 W/kg = -5.34 dBW/kg