Appendix D

Photographs

1. SAR measurement System
2. Photographs of Tissue Simulate Liquid
3. Photographs of EUT test position
4. EUT Constructional Details

1. SAR measurement System

2. Photographs of Tissue Simulate Liquid

Photo 1: Tissue Simulant Liquid for Head 750	Photo 2: Tissue Simulant Liquid for Head 835
	
Photo 3: Tissue Simulant Liquid for Head 1750	**Photo 4: Tissue Simulant Liquid for Head 1900**
	
Photo 5: Tissue Simulant Liquid for Head 2450	**Photo 6: Tissue Simulant Liquid for Head 2600**

Photo 7: Tissue Simulant Liquid for Head 5000	**NA**
	**NA**

3. Photographs of EUT test position

Photo 8: Back side 0mm	Photo 9: Right side 0mm
	
Photo 10: Top side 0mm	**Photo 11: Bottom side 0mm**

4. EUT Constructional Details

Photo 12: Front View	Photo 13: Back View