Table of Contents

1. -6dB Bandwidth 2
2. 99% Occupied Bandwidth 4
3. Duty Cycle 6
4. Peak Output Power 8
5. Power Spectral Density 10
6. Bandedge 12
7. Spurious Emission 14

Report No.: MAX250523110P01-R01
FCC ID:2BCR5-F1PRO
FCC_BLE (Part15.247) Test Data

1. -6dB Bandwidth

Condition	Antenna	Rate	Frequency (MHz)	-6dB BW(kHz)	limit(kHz)	Result
NVNT	ANT1	1Mbps	2402.00	508.84	500	Pass
NVNT	ANT1	1Mbps	2440.00	508.19	500	Pass
NVNT	ANT1	1Mbps	2480.00	512.47	500	Pass

-6dB_Bandwidth_NVNT_ANT1_1Mbps_2402

-6dB_Bandwidth_NVNT_ANT1_1Mbps_2440

-6dB_Bandwidth_NVNT_ANT1_1Mbps_2480

2. 99% Occupied Bandwidth

Condition	Antenna	Rate	Frequency (MHz)	99%%BW(MHz)
NVNT	ANT1	1Mbps	2402.00	1.018
NVNT	ANT1	1Mbps	2440.00	1.020
NVNT	ANT1	1Mbps	2480.00	1.019

99%_Occupied_Bandwidth_NVNT_ANT1_1Mbps_2402

99%_Occupied_Bandwidth_NVNT_ANT1_1Mbps_2440

99%_Occupied_Bandwidth_NVNT_ANT1_1Mbps_2480

Keysight Spectrum Analyzer - Occupied BW
Center Freq 2.480000000 GHz
Center Freq: 2.480000000 GHz
Trig: Free Run
Avg|Hold: 10/10
#Atten: 30 dB
Radio Std: None
Radio Device: BTS
06:46:59 PM May 28, 2025
#IFGain:Low
Ref Offset 4.65 dB
10 dB/div
Ref 10.30 dBm
Center 2.48 GHz
#Res BW 30 kHz
#VBW 100 kHz
Span 3 MHz
Sweep 3.2 ms
Occupied Bandwidth
1.0188 MHz
Total Power 4.03 dBm
Transmit Freq Error 47.960 kHz
% of OBW Power 99.00 %
x dB Bandwidth 1.257 MHz
x dB -26.00 dB
Frequency
Center Freq
2.480000000 GHz
CF Step
300.000 kHz
Auto Man
Freq Offset
0 Hz

3. Duty Cycle

Condition	Antenna	Rate	Frequency (MHz)	Dutycycle(%)	Duty_factor
NVNT	ANT1	1Mbps	2402.00	16.13	7.92
NVNT	ANT1	1Mbps	2440.00	16.13	7.92
NVNT	ANT1	1Mbps	2480.00	18.75	7.27

Duty_Cycle_NVNT_ANT1_1Mbps_2402

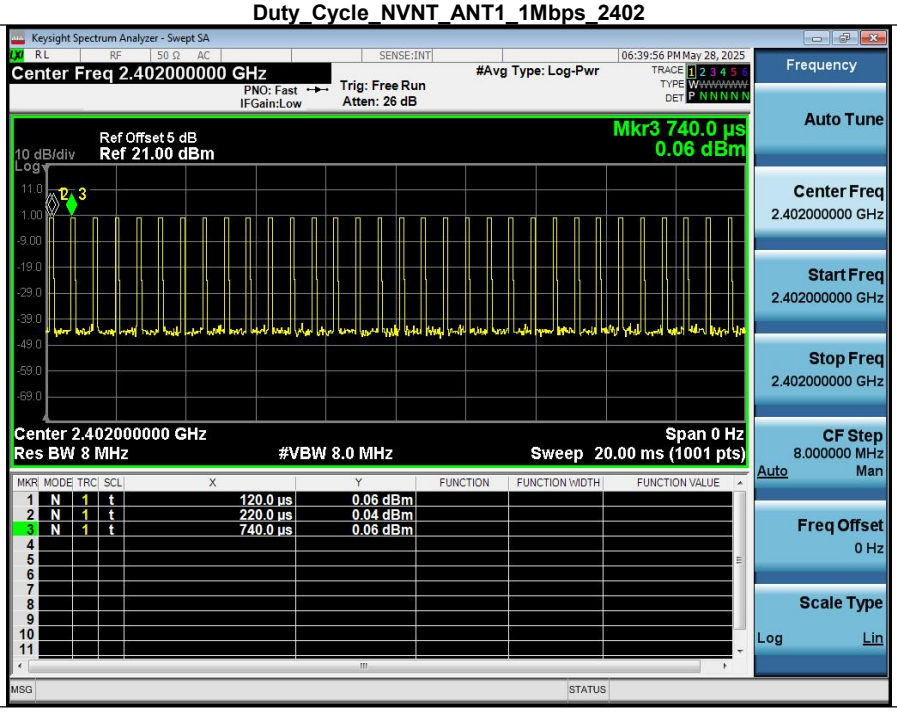

Duty_Cycle_NVNT_ANT1_1Mbps_2440

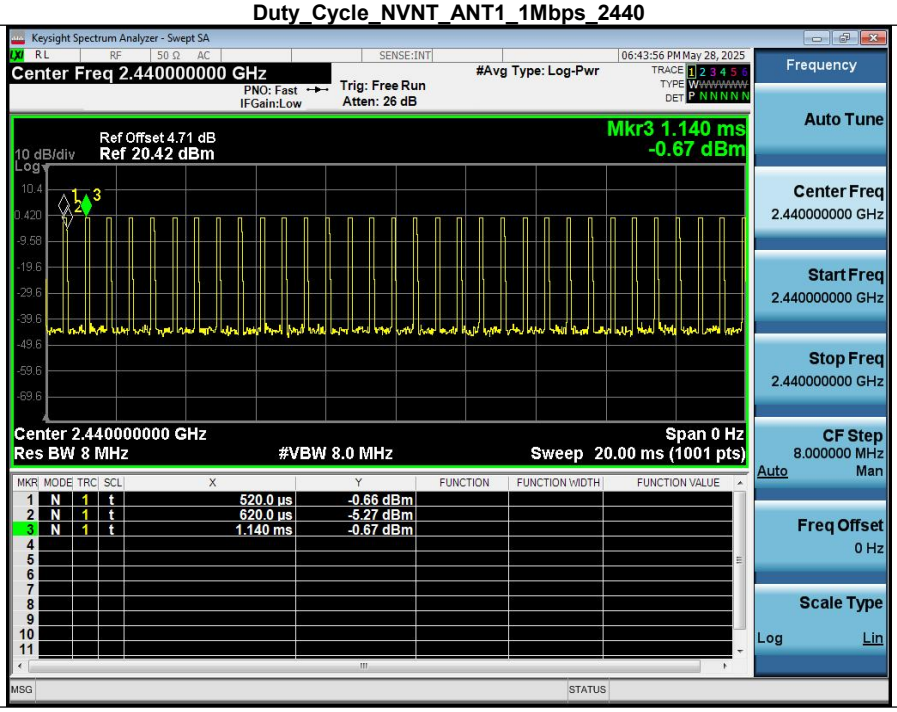

Duty_Cycle_NVNT_ANT1_1Mbps_2480

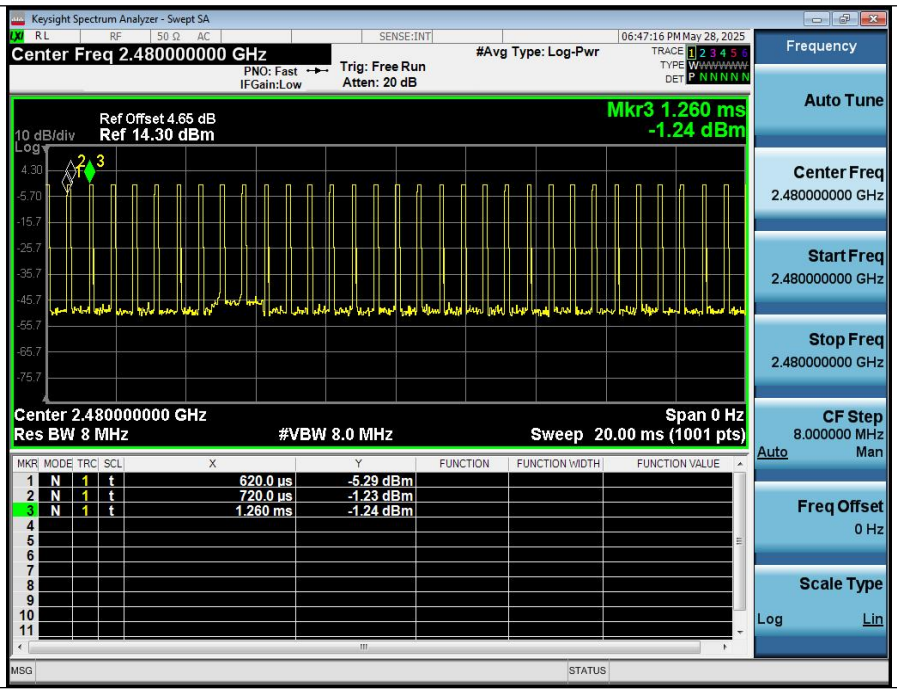
Keysight Spectrum Analyzer - Swept SA
Center Freq 2.480000000 GHz
PNO: Fast
IFGain:Low
Trig: Free Run
Atten: 20 dB
#Avg Type: Log-Pwr
06:47:16 PM May 28, 2025
Ref Offset 4.65 dB
10 dB/div
Ref 14.30 dBm
Mkr3 1.260 ms
-1.24 dBm
Center 2.480000000 GHz
Span 0 Hz
Res BW 8 MHz
#VBW 8.0 MHz
Sweep 20.00 ms (1001 pts)
MKR MODE TRC SCL X Y FUNCTION FUNCTION WIDTH FUNCTION VALUE
1 N 1 t 620.0 µs -5.29 dBm
2 N 1 t 720.0 µs -1.23 dBm
3 N 1 t 1.260 ms -1.24 dBm
Frequency
Auto Tune
Center Freq
2.480000000 GHz
Start Freq
2.480000000 GHz
Stop Freq
2.480000000 GHz
CF Step
8.000000 MHz
Auto Man
Freq Offset
0 Hz
Scale Type
Log Lin
MSG
STATUS

4. Peak Output Power

Condition	Antenna	Rate	Frequency (MHz)	Max. Conducted Power(dBm)	Max. Conducted Power(mW)	Limit(mW)	Result
NVNT	ANT1	1Mbps	2402.00	0.09	1.02	1000	Pass
NVNT	ANT1	1Mbps	2440.00	-0.57	0.88	1000	Pass
NVNT	ANT1	1Mbps	2480.00	-1.23	0.75	1000	Pass

Peak_Output_Power_NVNT_ANT1_1Mbps_2402

Peak_Output_Power_NVNT_ANT1_1Mbps_2440

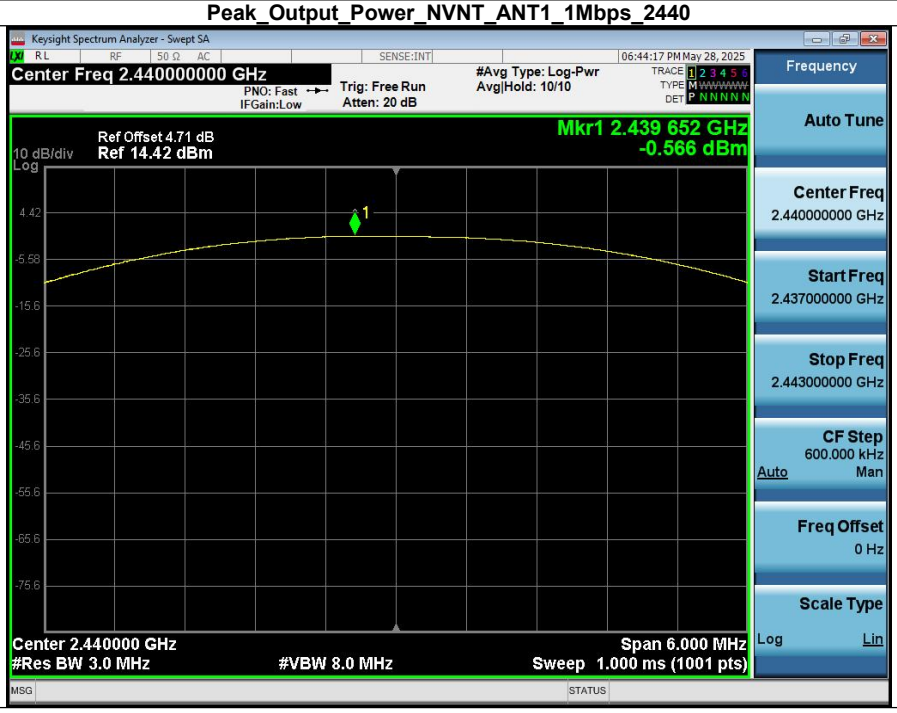

Peak_Output_Power_NVNT_ANT1_1Mbps_2480

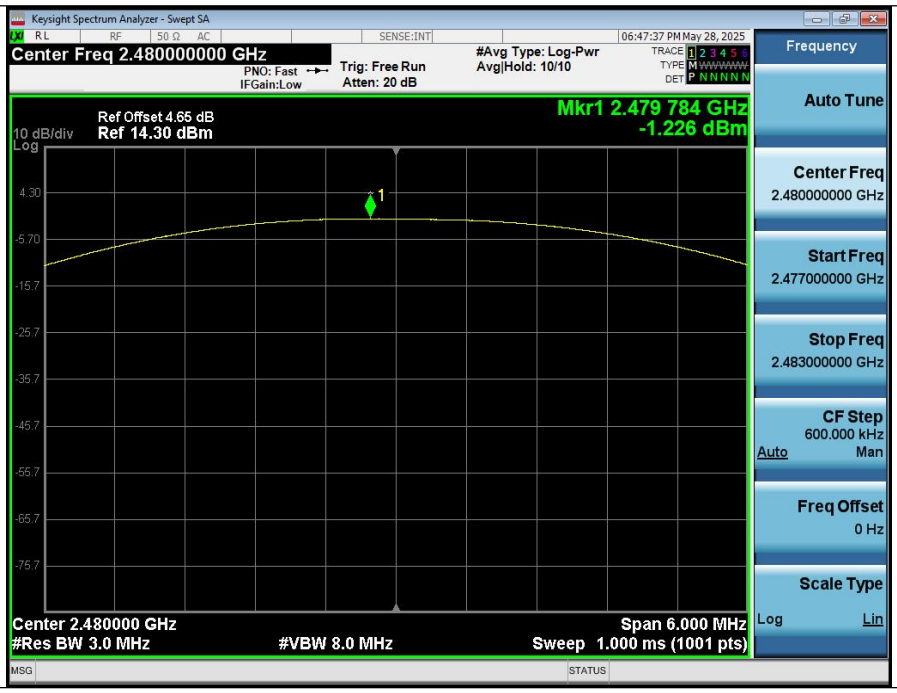
Keysight Spectrum Analyzer - Swept SA
RL
RF
50 Ω AC
SENSE:INT
06:47:37 PM May 28, 2025
Center Freq 2.480000000 GHz
PNO: Fast
IFGain:Low
Trig: Free Run
Atten: 20 dB
#Avg Type: Log-Pwr
Avg|Hold: 10/10
TRACE 1 2 3 4 5 6
TYPE M
DET P N N N N N
Ref Offset 4.65 dB
10 dB/div
Ref 14.30 dBm
Log
Mkr1 2.479 784 GHz
-1.226 dBm
4.30
-5.70
-15.7
-25.7
-35.7
-45.7
-55.7
-65.7
-75.7
Center 2.480000 GHz
#Res BW 3.0 MHz
#VBW 8.0 MHz
Span 6.000 MHz
Sweep 1.000 ms (1001 pts)
MSG
STATUS
Frequency
Auto Tune
Center Freq
2.480000000 GHz
Start Freq
2.477000000 GHz
Stop Freq
2.483000000 GHz
CF Step
600.000 kHz
Auto
Man
Freq Offset
0 Hz
Scale Type
Log
Lin

5. Power Spectral Density

Condition	Antenna	Rate	Frequency (MHz)	Power Spectral Density(dBm/3kHz)	Limit(dBm/3kHz)	Result
NVNT	ANT1	1Mbps	2402.00	-18.86	8	Pass
NVNT	ANT1	1Mbps	2440.00	-19.98	8	Pass
NVNT	ANT1	1Mbps	2480.00	-20.72	8	Pass

Power_Spectral_Density_NVNT_ANT1_1Mbps_2402

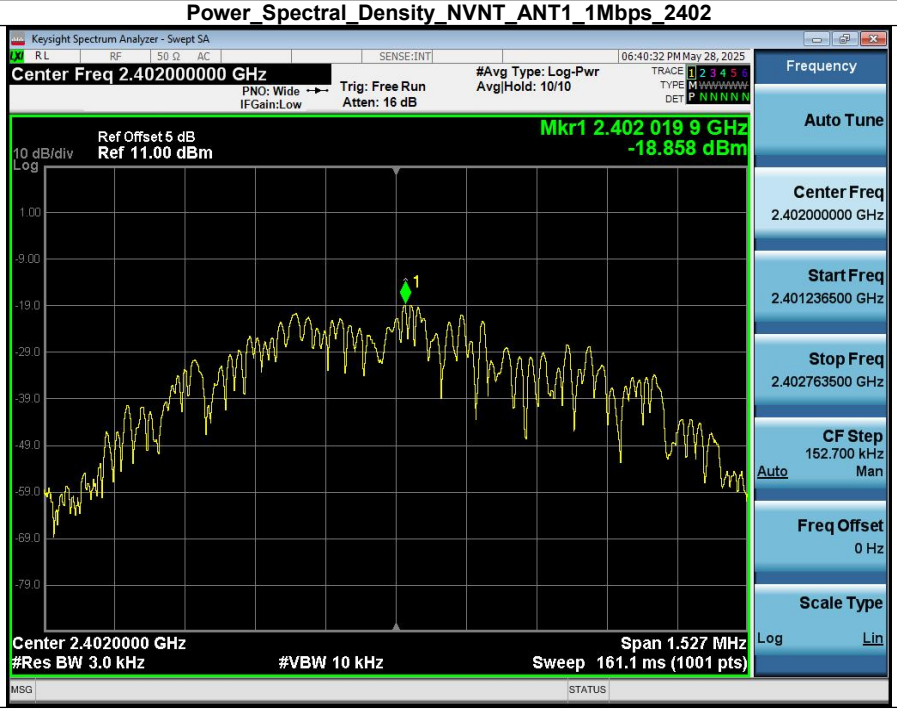

Power_Spectral_Density_NVNT_ANT1_1Mbps_2440

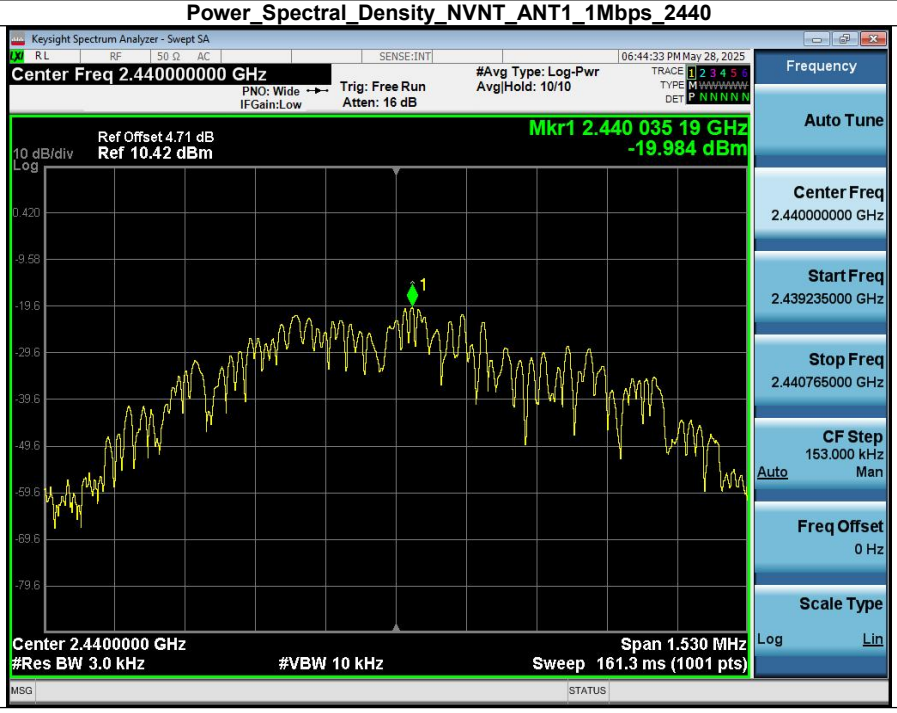

Power_Spectral_Density_NVNT_ANT1_1Mbps_2480

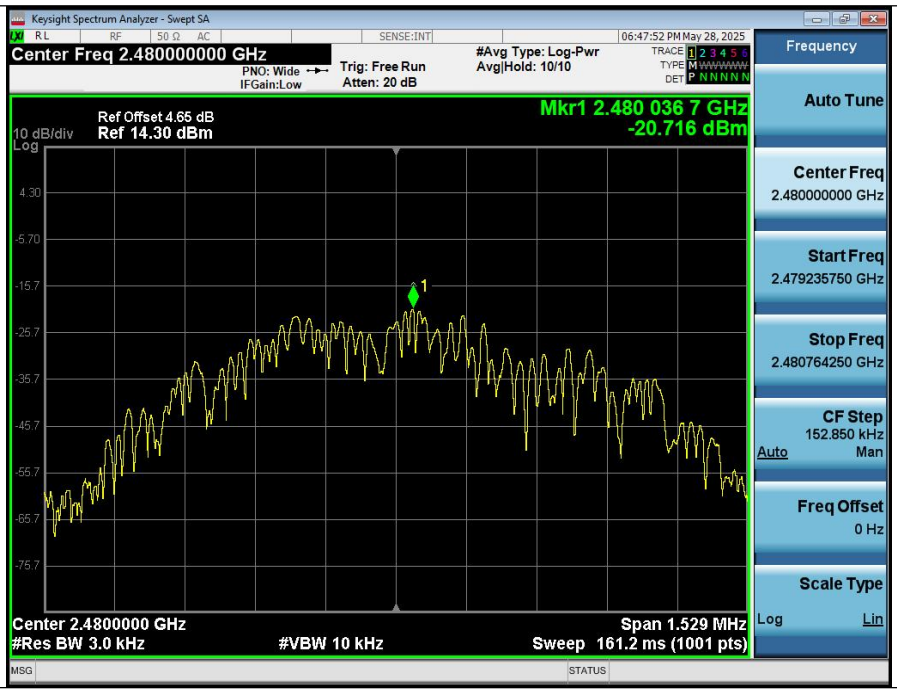
Keysight Spectrum Analyzer - Swept SA
Center Freq 2.480000000 GHz
PNO: Wide
IFGain:Low
Trig: Free Run
Atten: 20 dB
#Avg Type: Log-Pwr
Avg|Hold: 10/10
06:47:52 PM May 28, 2025
Ref Offset 4.65 dB
10 dB/div
Ref 14.30 dBm
Log
Mkr1 2.480 036 7 GHz
-20.716 dBm
Center 2.4800000 GHz
#Res BW 3.0 kHz
#VBW 10 kHz
Span 1.529 MHz
Sweep 161.2 ms (1001 pts)
Frequency
Auto Tune
Center Freq
2.480000000 GHz
Start Freq
2.479235750 GHz
Stop Freq
2.480764250 GHz
CF Step
152.850 kHz
Auto
Man
Freq Offset
0 Hz
Scale Type
Log
Lin

6. Bandedge

Condition	Antenna	Modulation	TX_Frequency (MHz)	Max. Mark_freq(MHz)	Ref_level(dBm)	Spurious level(dBm)	limit(dBm)	Result
NVNT	ANT1	1Mbps	2402.00	2399.300	0.031	-45.810	-19.969	Pass
NVNT	ANT1	1Mbps	2480.00	2483.625	-1.336	-52.830	-21.336	Pass

1_Reference_Level_NVNT_ANT1_1Mbps_2402

2_Bandedge_NVNT_ANT1_1Mbps_2402

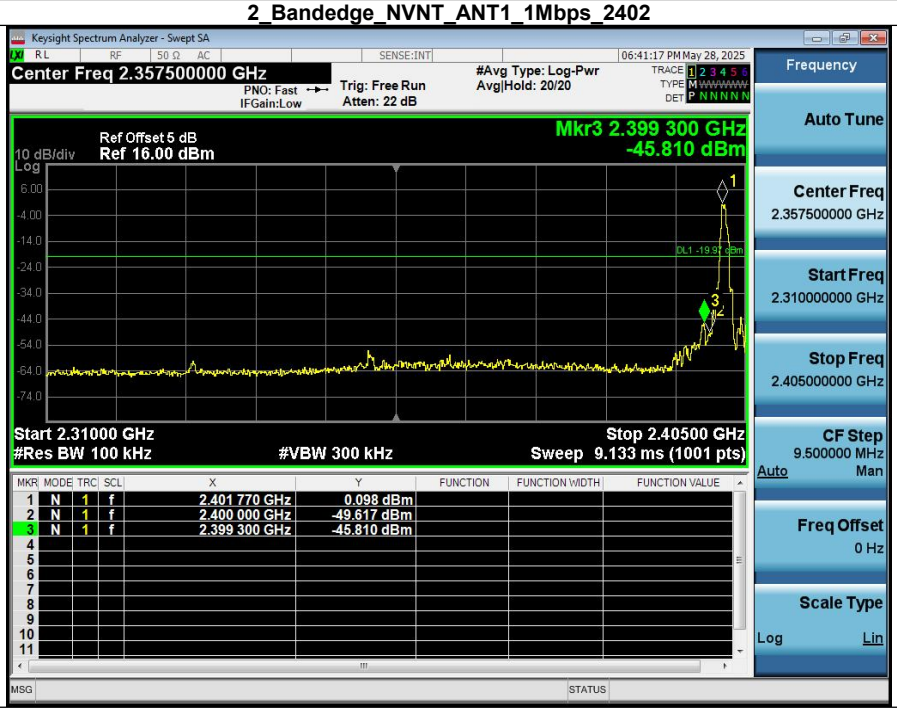

1_Reference_Level_NVNT_ANT1_1Mbps_2480

2_Bandedge_NVNT_ANT1_1Mbps_2480

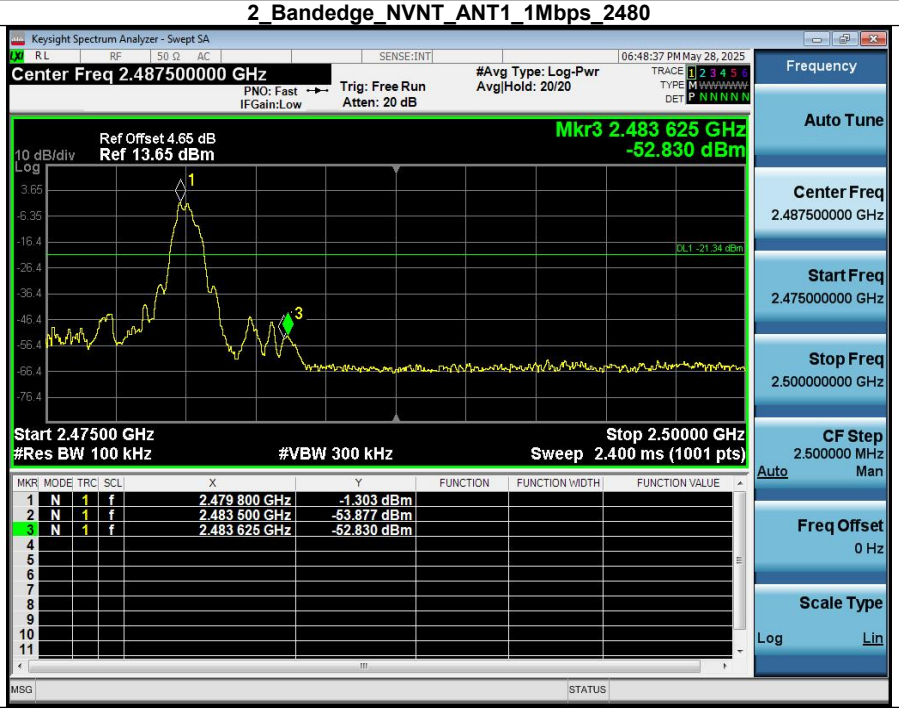

7. Spurious Emission

Condition	Antenna	Modulation	TX_Frequency (MHz)	Ref_level(dBm)	Spurious level(dBm)	limit(dBm)	Result
NVNT	ANT1	1Mbps	2402.00	0.031	-48.948	-19.969	Pass
NVNT	ANT1	1Mbps	2440.00	-0.684	-48.719	-20.684	Pass
NVNT	ANT1	1Mbps	2480.00	-1.336	-46.618	-21.336	Pass

1_Reference_Level_NVNT_ANT1_1Mbps_2402

2_Spurious_Emission_NVNT_ANT1_1Mbps_2402

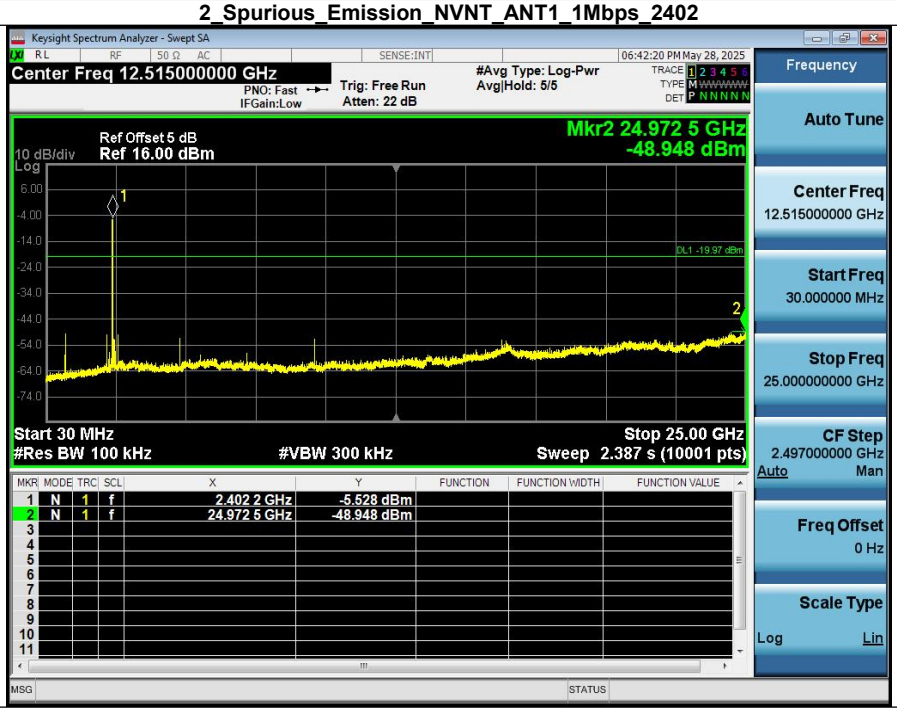

1_Reference_Level_NVNT_ANT1_1Mbps_2440

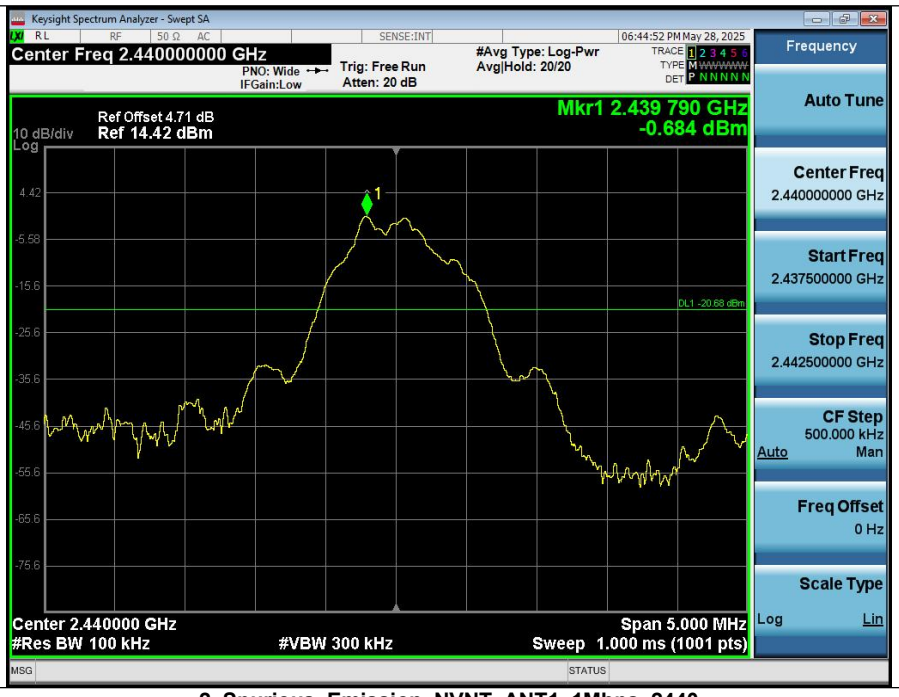

2_Spurious_Emission_NVNT_ANT1_1Mbps_2440

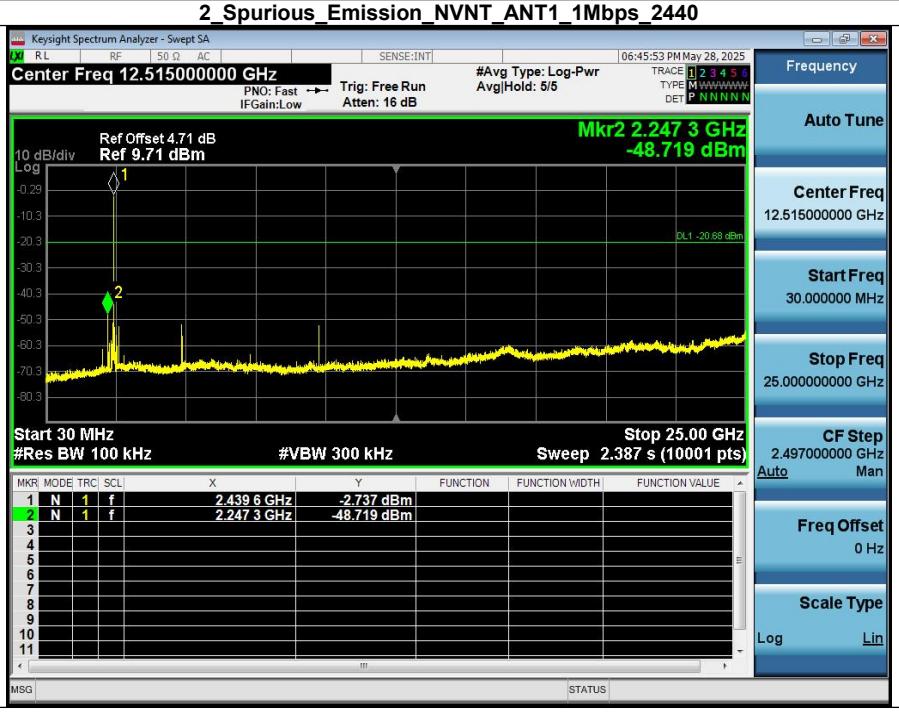

1_Reference_Level_NVNT_ANT1_1Mbps_2480
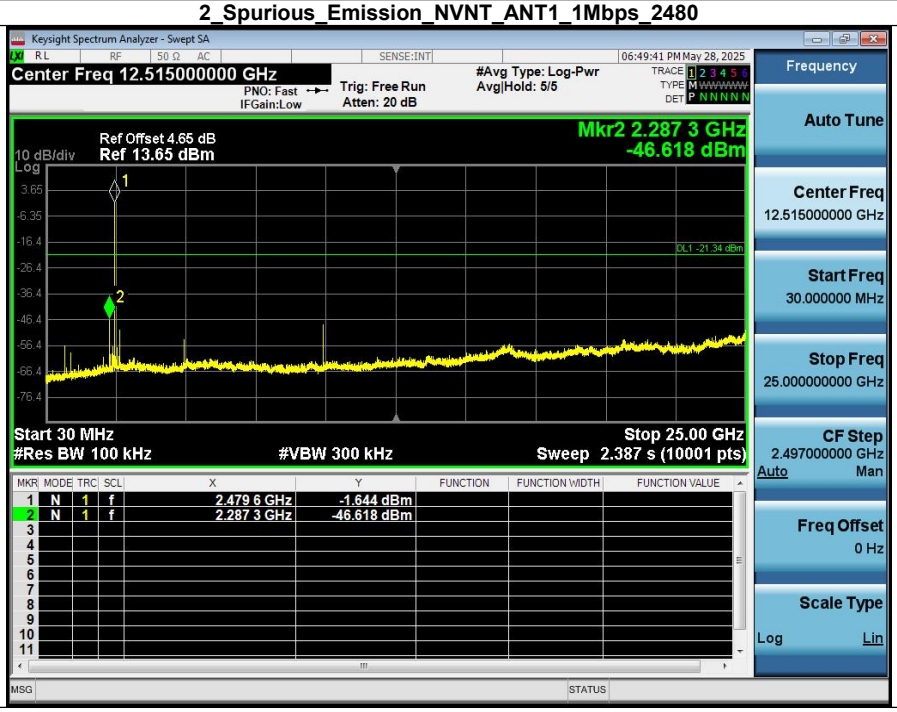
2_Spurious_Emission_NVNT_ANT1_1Mbps_2480