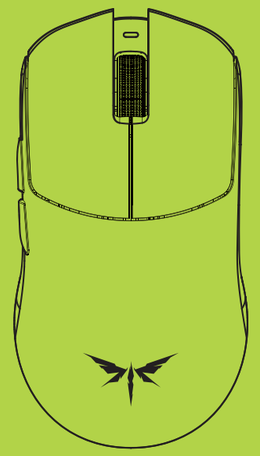

VGN

VGN

DRAGONFLY F2

ULTRA-LIGHTWEIGHTTRI-MODE MOUSE

蜻蜓F2 超轻量化三模鼠标

01 按键和配件说明 / Introduction

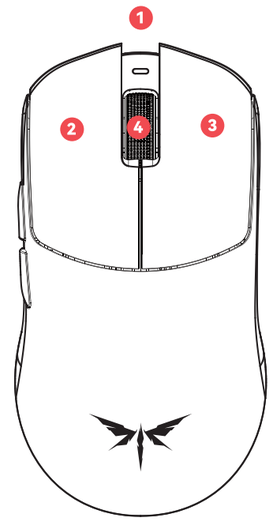

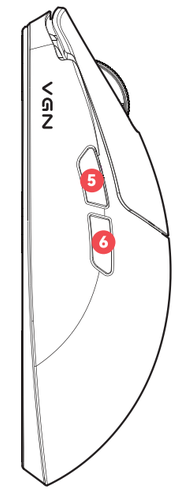

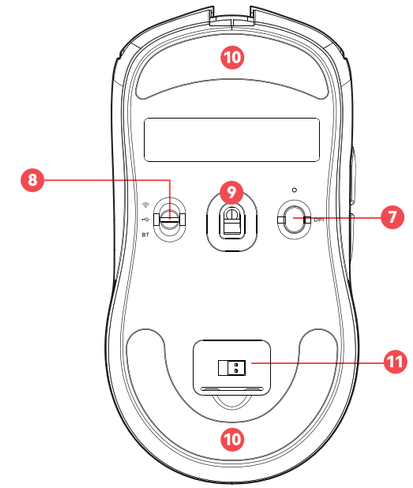

1. USB-C 接口 / USB-C port
2. 鼠标左键 / Left mouse button
3. 鼠标右键 / Right mouse button
4. 滚轮、中键 / Scroll wheel &Middle Button
5. 前进侧键 / Forward side button
6. 后退侧键 / Back side button
7. DPI切换键 / DPI button
8. 模式开关 / Mode switch
9. 光学传感器 / Optical sensor
10. 脚贴区 / Feet
11. 接收器仓 / Receiver bin

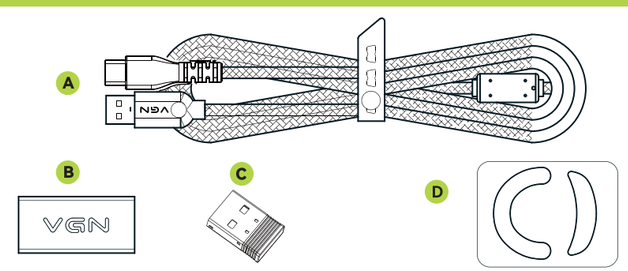

A. USB-C 数据线 / USB-C Cable
B. 转接座 / converter
C. 接收器 / Receiver
D. 鼠标脚贴 / Mouse feet

Facebook Instagram YouTube TikTok
X Pinterest Reddit Discord

@vgnlab

微信扫码关注
了解更多咨资讯

Scan the QR code
on wechat for
more information

support@vgnlab.com

02 快速开始 / Quick Start



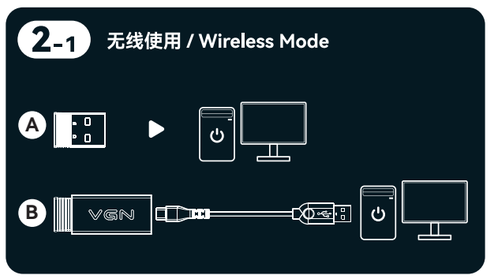

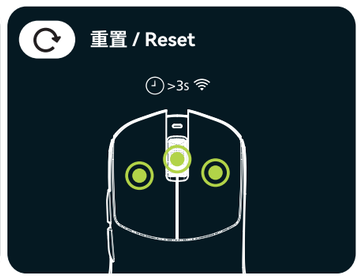

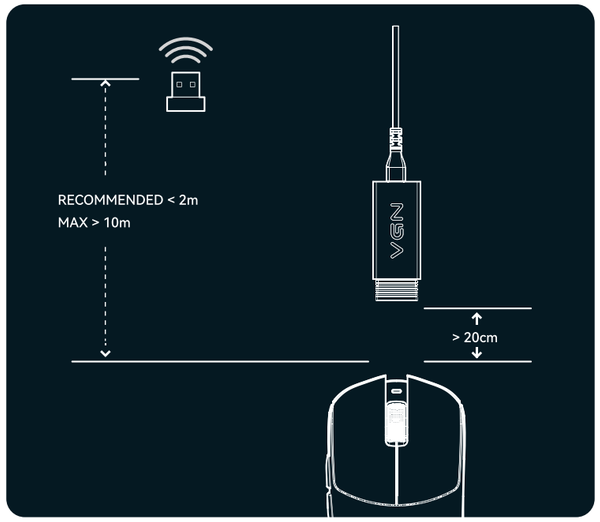

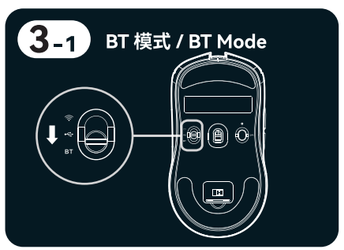

驱动下载 / Software Download

download.vgnlab.com.cn

03 DPI调节 / DPI Set

按击底部DPI切换键可以快速切换DPI,免驱提供以下DPI档位和状态指示 / Press the DPI button to quickly switch the DPI. The free drive provides the following DPI set and status indications

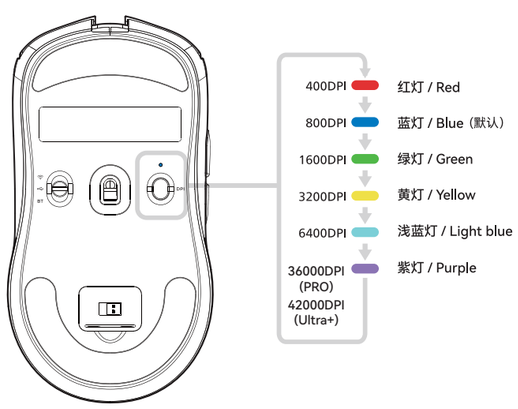

04 回报率设置 / Polling Rate Set

可通过驱动直接修改回报率 / Set the rate by software

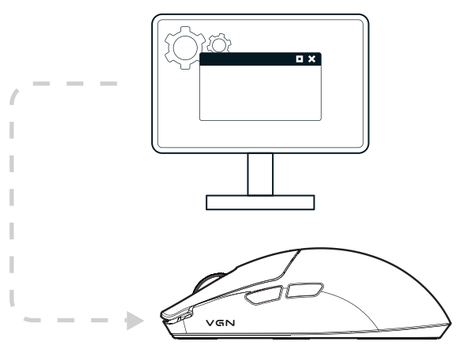

05 电量状态指示 / Battery Indication

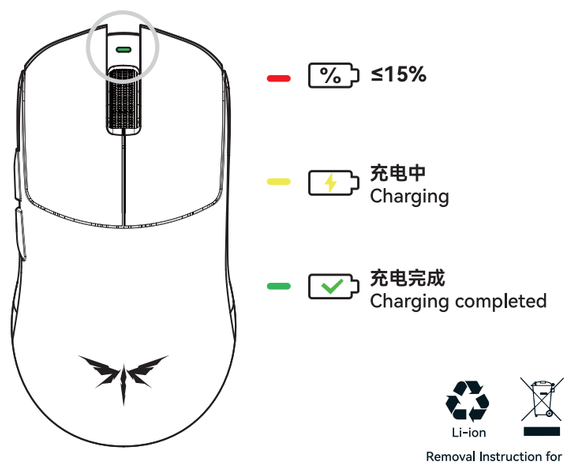

Li-ion

Removal Instruction for Battery Recycling

FCC Warning Statement:

This equipment has been tested and found to comply with the limits for a Class B digital device, pursuant to part 15 of the FCC Rules. These limits are designed to provide reasonable protection against harmful interference in a residential installation. This equipment generates, uses and can radiate radio frequency energy and, if not installed and used in accordance with the instructions, may cause harmful interference to radio communications. However, there is no guarantee that interference will not occur in a particular installation. If this equipment does cause harmful interference to radio or television reception, which can be determined by turning the equipment off and on, the user is encouraged to try to correct the interference by one or more of the following measures:

- Reorient or relocate the receiving antenna.
- Increase the separation between the equipment and receiver.
- Connect the equipment into an outlet on a circuit different from that to which the receiver is connected.
- Consult the dealer or an experienced radio/TV technician for help.

Caution: Any changes or modifications to this device not explicitly approved by manufacturer could void your authority to operate this equipment.

This device complies with part 15 of the FCC Rules. Operation is subject to the following two conditions: (1) This device may not cause harmful interference, and (2) this device must accept any interference received, including interference that may cause undesired operation.

The device has been evaluated to meet general RF exposure requirement.