Appendix E.6: Band edge measurements

Test Result B2

TestMode	Antenna	ChName	Freq(MHz)	Result[dBm]	Limit[dBm]	Verdict
11A	Ant2	Low	5260	-36.53	≤-27	PASS
		High	5320	-31.4	≤-27	PASS
11N20SISO	Ant2	Low	5260	-37.33	≤-27	PASS
		High	5320	-34.67	≤-27	PASS
11N40SISO	Ant2	Low	5270	-36.93	≤-27	PASS
		High	5310	-30.99	≤-27	PASS
11AC20SISO	Ant2	Low	5260	-36.9	≤-27	PASS
		High	5320	-33.68	≤-27	PASS
11AC40SISO	Ant2	Low	5270	-36.91	≤-27	PASS
		High	5310	-28.69	≤-27	PASS
11AC80SISO	Ant2	Low	5290	-37.04	≤-27	PASS
		High	5290	-37.31	≤-27	PASS

Test Graphs B2

11A_Ant2_Low_5260

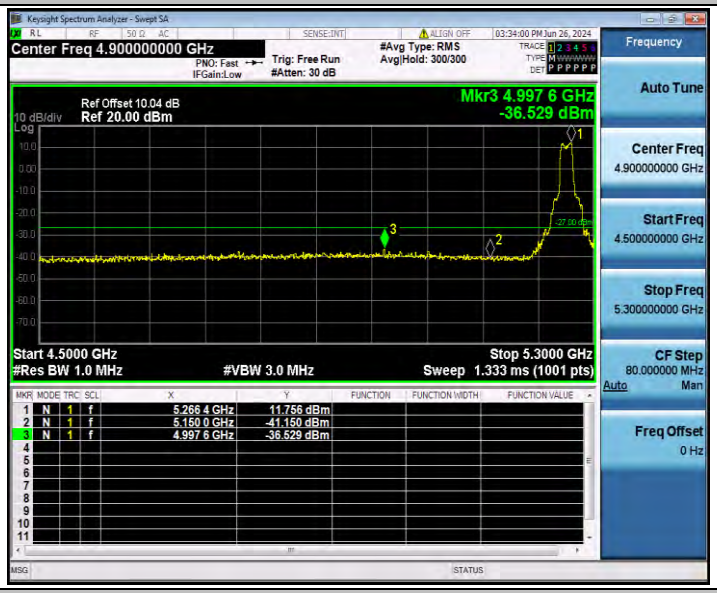

11A_Ant2_High_5320

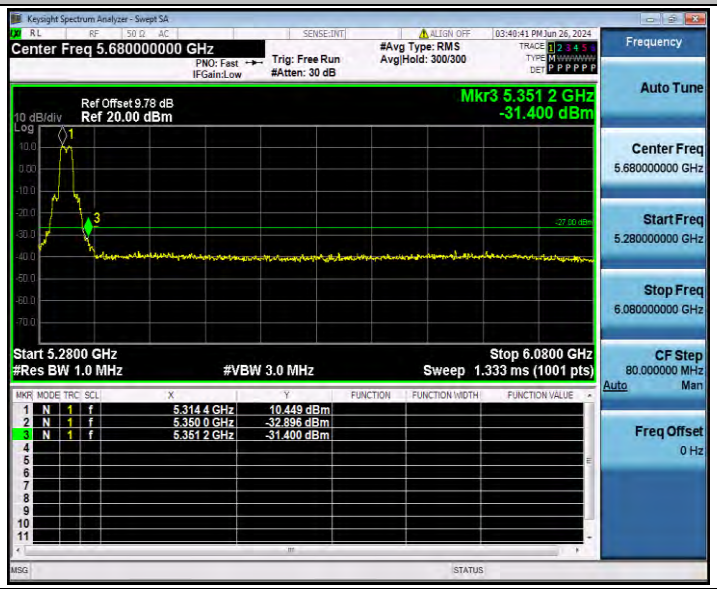

11N20SISO_Ant2_Low_5260

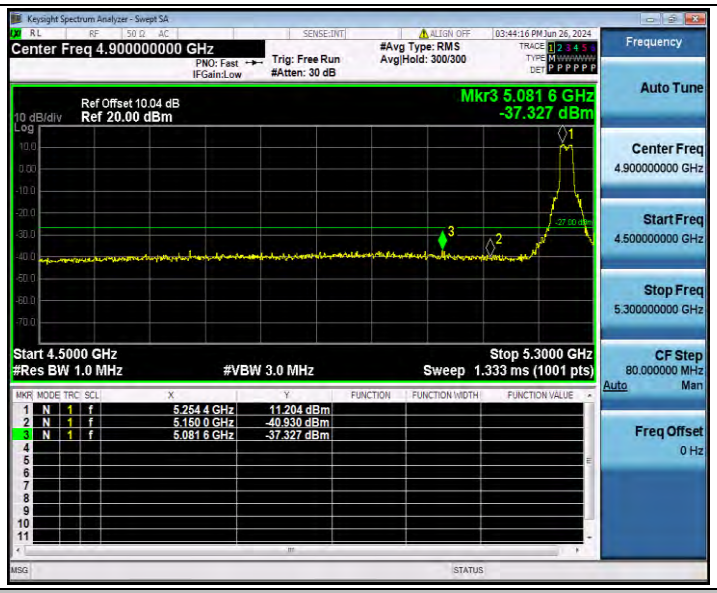

11N20SISO_Ant2_High_5320

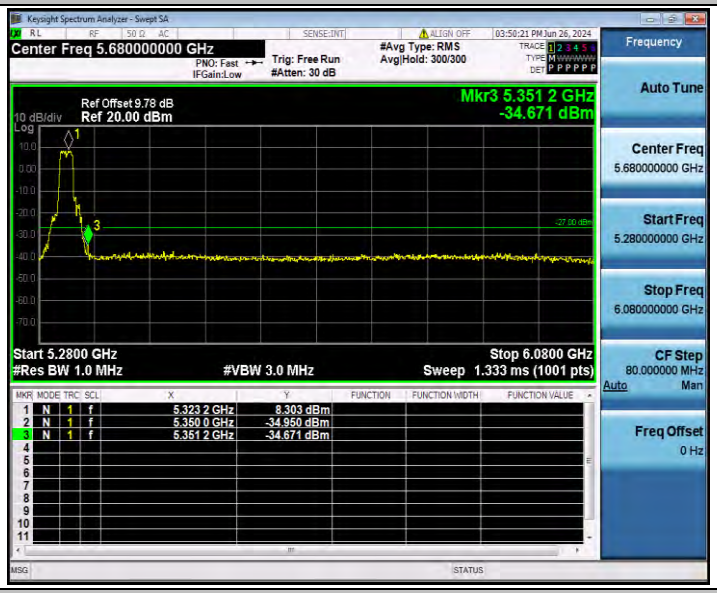

11N40SISO_Ant2_Low_5270

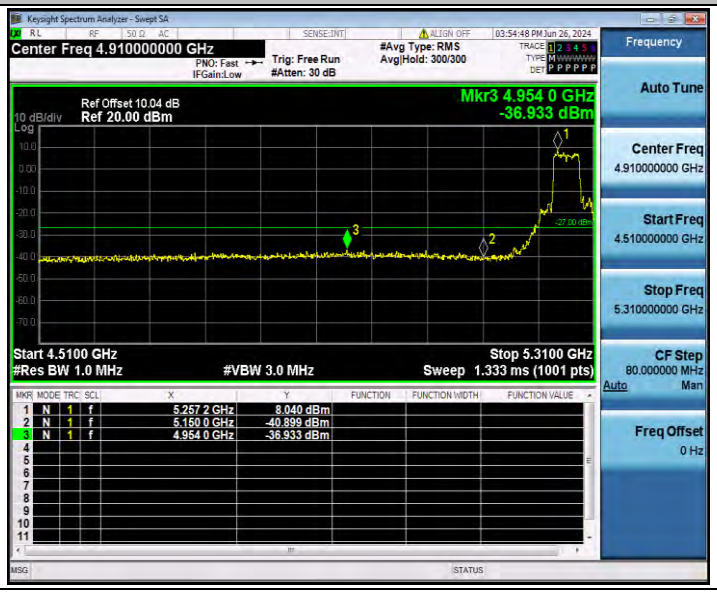

11N40SISO_Ant2_High_5310

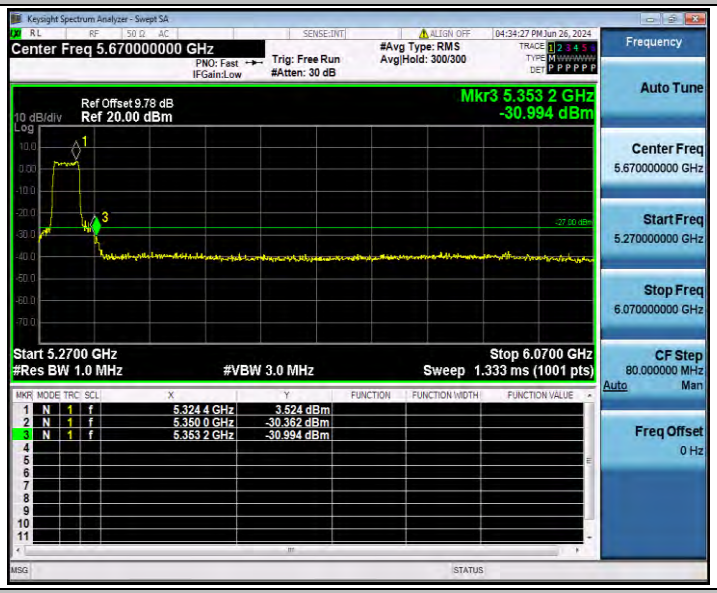

11AC20SISO_Ant2_Low_5260

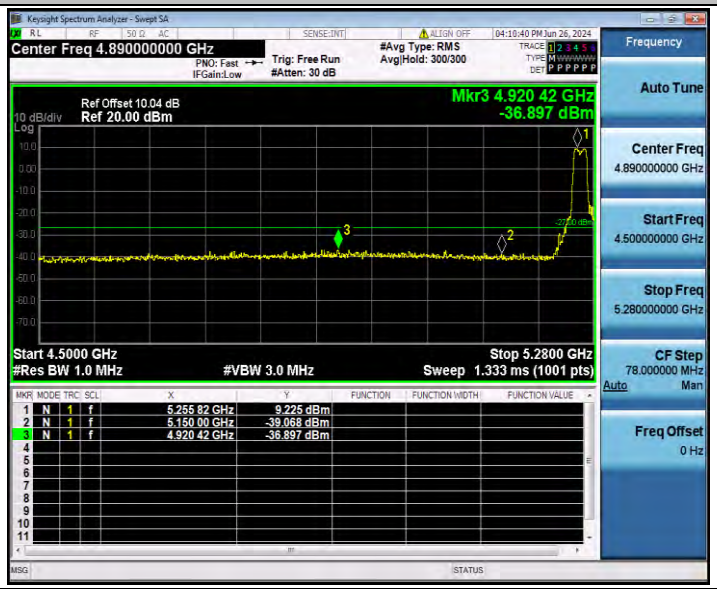

11AC20SISO_Ant2_High_5320

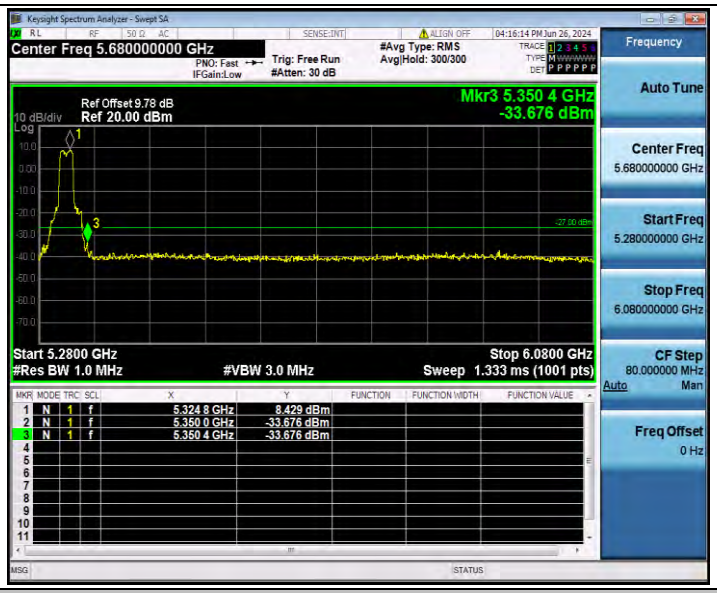

11AC40SISO_Ant2_Low_5270

11AC40SISO_Ant2_High_5310

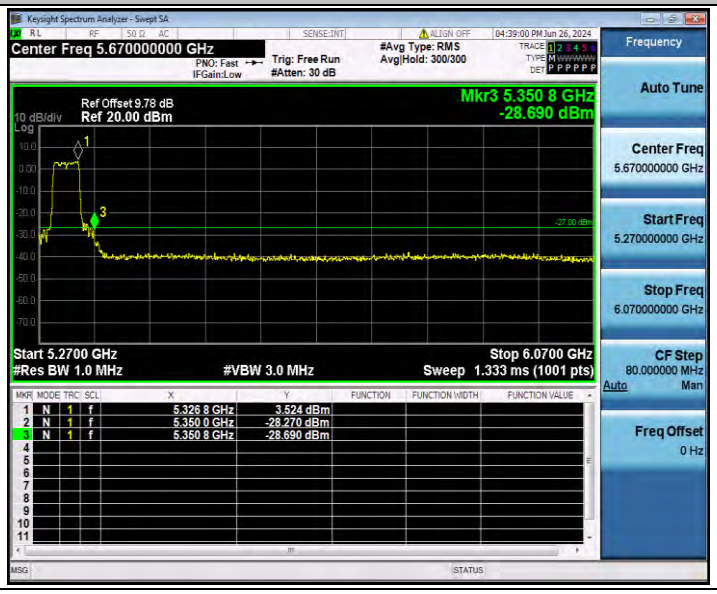

11AC80SISO_Ant2_Low_5290
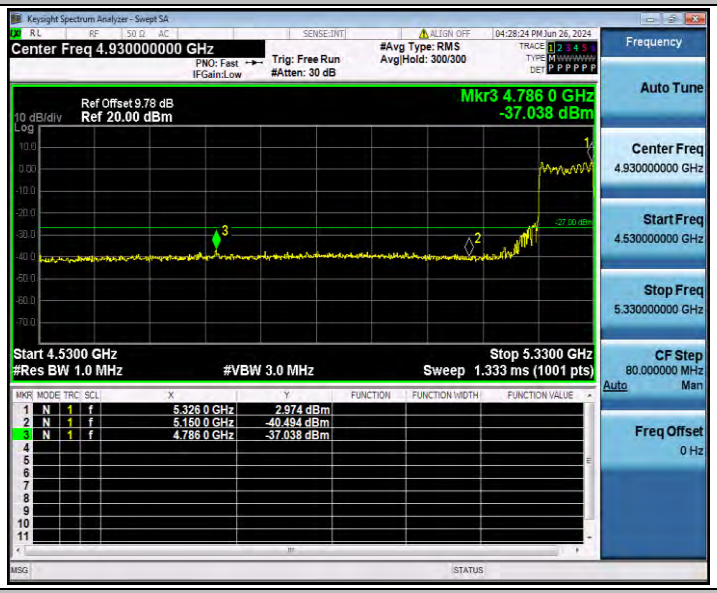

11AC80SISO_Ant2_High_5290
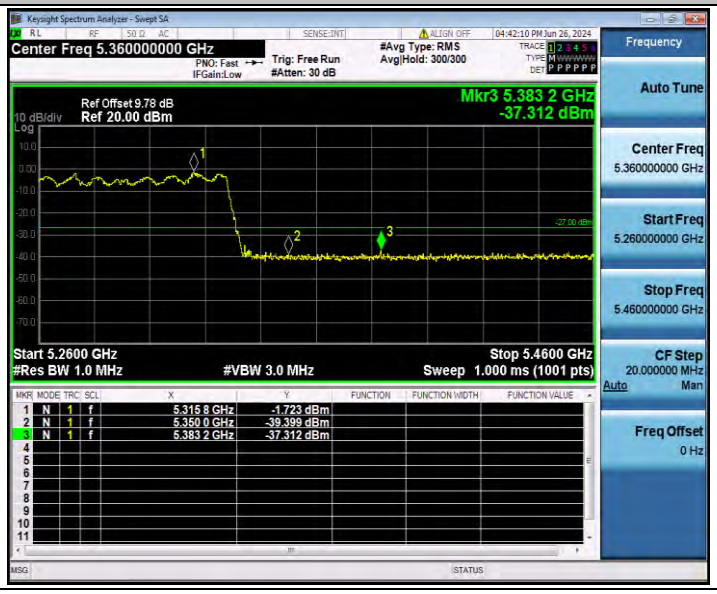

Appendix E.7: Conducted Spurious Emission

Test Result

TestMode	Antenna	Freq(MHz)	FreqRange [MHz]	Max. Fre [MHz]	Max. Level [dBm]	Limit [dBm]	Verdict
11A	Ant2	5260	30~5140	4916.01	-46.26	≤-27	PASS
			5360~27000	26922.1	-37.26	≤-27	PASS
		5280	30~5140	1744.58	-44.15	≤-27	PASS
			5360~27000	26728.06	-37.8	≤-27	PASS
		5320	30~5140	2658.58	-46.83	≤-27	PASS
			5360~27000	26765.57	-37.52	≤-27	PASS
11N20SISO	Ant2	5260	30~5140	4994.88	-45.92	≤-27	PASS
			5360~27000	24765.31	-37.24	≤-27	PASS
		5280	30~5140	4833.06	-46.07	≤-27	PASS
			5360~27000	24830.23	-37.23	≤-27	PASS
		5320	30~5140	2649.73	-47.11	≤-27	PASS
			5360~27000	25244.27	-37.25	≤-27	PASS
11N40SISO	Ant2	5270	30~5140	2657.39	-46.44	≤-27	PASS
			5360~27000	25291.88	-36.2	≤-27	PASS
		5310	30~5140	3234.31	-47.23	≤-27	PASS
			5360~27000	5360	-32.46	≤-27	PASS
11AC20SISO	Ant2	5260	30~5140	4906.81	-45.76	≤-27	PASS
			5360~27000	25513.33	-36.85	≤-27	PASS
		5280	30~5140	3674.28	-45.79	≤-27	PASS
			5360~27000	24258.93	-37.76	≤-27	PASS
		5320	30~5140	5035.07	-45.79	≤-27	PASS
			5360~27000	23616.95	-37	≤-27	PASS
11AC40SISO	Ant2	5270	30~5140	3052.74	-45.98	≤-27	PASS
			5360~27000	25656.16	-37.06	≤-27	PASS
		5310	30~5140	4960.13	-46.05	≤-27	PASS
			5360~27000	5362.89	-33.69	≤-27	PASS
11AC80SISO	Ant2	5290	30~5140	5045.81	-46.47	≤-27	PASS
			5360~27000	5381.64	-27.35	≤-27	PASS

Test Graphs

11A_Ant2_5260_30~5140

11A_Ant2_5260_5360~27000

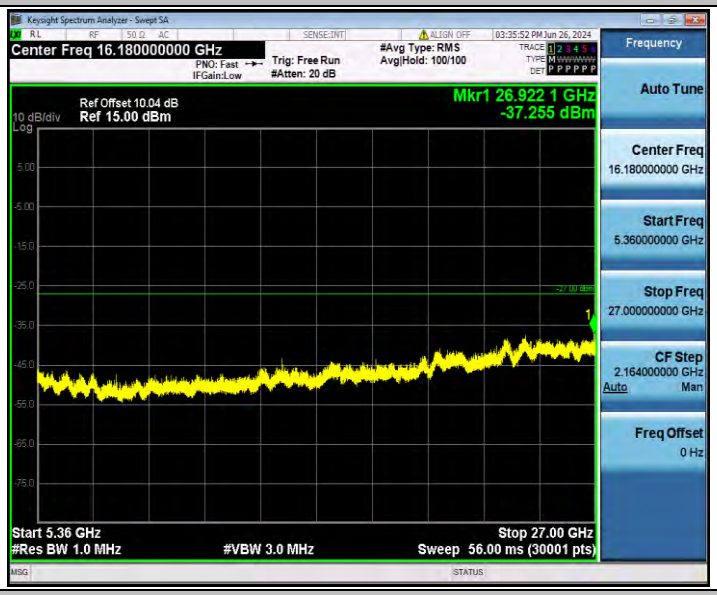

11A_Ant2_5280_30~5140

11A_Ant2_5280_5360~27000

11A_Ant2_5320_30~5140

11A_Ant2_5320_5360~27000

11N20SISO_Ant2_5260_30~5140

11N20SISO_Ant2_5260_5360~27000

11N20SISO_Ant2_5280_30~5140

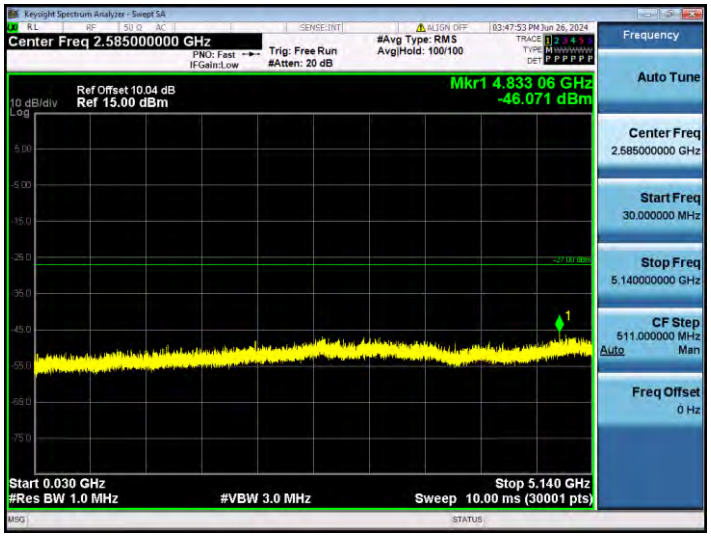

11N20SISO_Ant2_5280_5360~27000

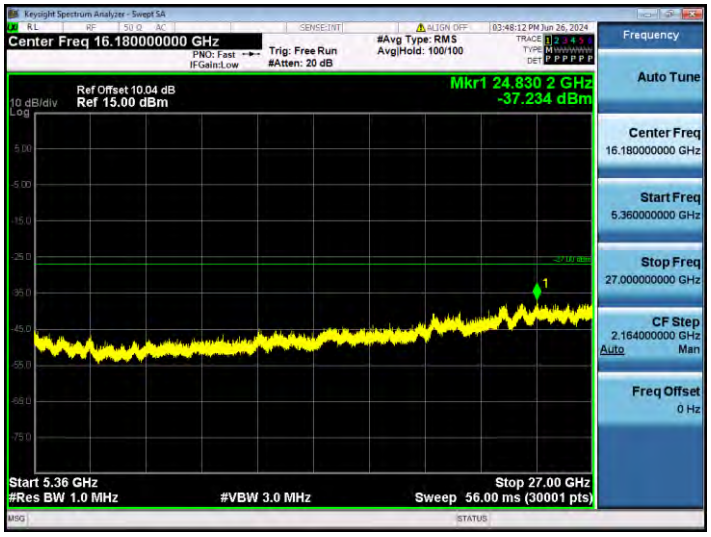

11N20SISO_Ant2_5320_30~5140

11N20SISO_Ant2_5320_5360~27000

11N40SISO_Ant2_5270_30~5140

11N40SISO_Ant2_5270_5360~27000

11N40SISO_Ant2_5310_30~5140

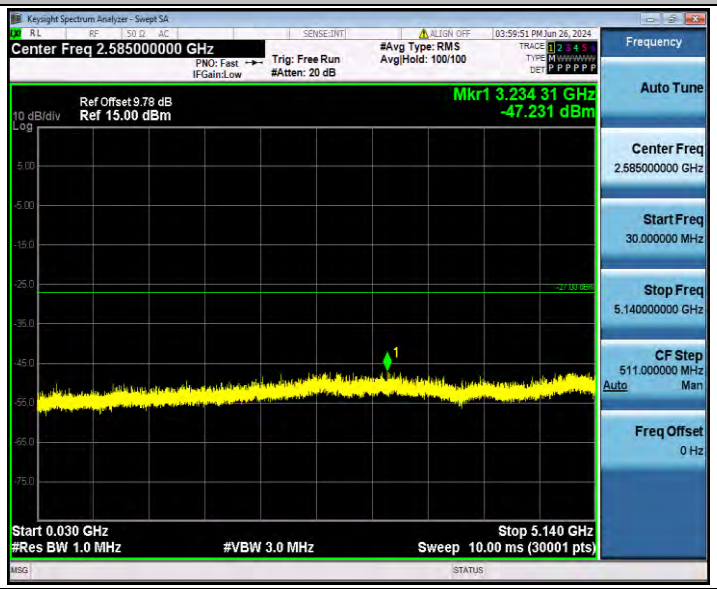

11N40SISO_Ant2_5310_5360~27000

11AC20SISO_Ant2_5260_30~5140

11AC20SISO_Ant2_5260_5360~27000

11AC20SISO_Ant2_5280_30~5140

11AC20SISO_Ant2_5280_5360~27000

11AC20SISO_Ant2_5320_30~5140

11AC20SISO_Ant2_5320_5360~27000

11AC40SISO_Ant2_5270_30~5140

11AC40SISO_Ant2_5270_5360~27000

11AC40SISO_Ant2_5310_30~5140

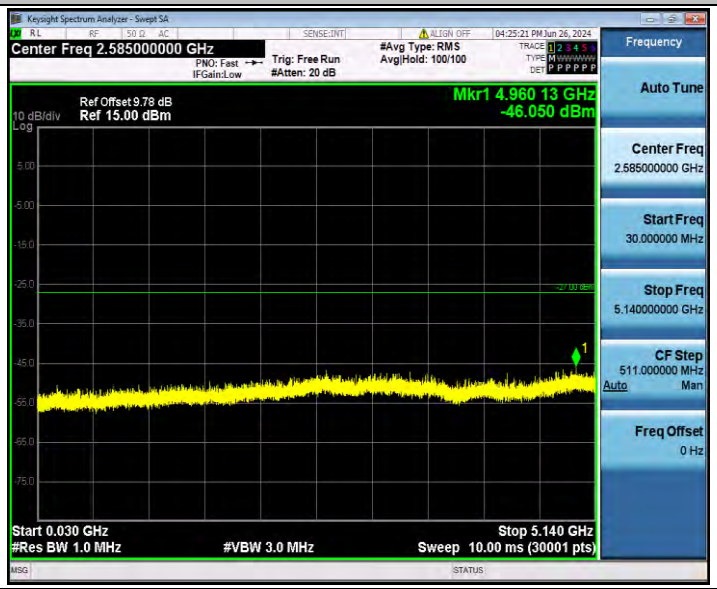

11AC40SISO_Ant2_5310_5360~27000

11AC80SISO_Ant2_5290_30~5140

11AC80SISO_Ant2_5290_5360~27000

Appendix E.8: Emissions in Restricted Bands

Test Result

TestMode	Antenna	ChName	Freq(MHz)	Detector	Freq [MHz]	Result [dBm]	Limit [dBm]	Result [dBuV/m]	Limit [dBuV/m]	Verdict
11A	Ant2	Low	5260	AV	4500.000	-48.11	≤-41.20	47.09	≤54	PASS
				AV	4941.600	-45.83	≤-41.20	49.37	≤54	PASS
				AV	5150.000	-47.28	≤-41.20	47.92	≤54	PASS
				Peak	4500.000	-44.93	≤-21.20	50.27	≤74	PASS
				Peak	4925.600	-37.59	≤-21.20	57.61	≤74	PASS
				Peak	5150.000	-45.1	≤-21.20	50.10	≤74	PASS
		High	5320	AV	5350.000	-42.82	≤-41.20	52.38	≤54	PASS
				AV	5350.400	-42.82	≤-41.20	52.38	≤54	PASS
				AV	5460.000	-46.33	≤-41.20	48.87	≤54	PASS
				Peak	5350.000	-39.19	≤-21.20	56.01	≤74	PASS
				Peak	5351.200	-36.41	≤-21.20	58.79	≤74	PASS
				Peak	5460.000	-42.66	≤-21.20	52.54	≤74	PASS
11N20SISO	Ant2	Low	5260	AV	4500.000	-48.11	≤-41.20	47.09	≤54	PASS
				AV	4944.000	-45.81	≤-41.20	49.39	≤54	PASS
				AV	5150.000	-47.26	≤-41.20	47.94	≤54	PASS
				Peak	4500.000	-44.56	≤-21.20	50.64	≤74	PASS
				Peak	4822.400	-37.49	≤-21.20	57.71	≤74	PASS
				Peak	5150.000	-42.84	≤-21.20	52.36	≤74	PASS
		High	5320	AV	5350.000	-45.98	≤-41.20	49.22	≤54	PASS
				AV	5350.400	-45.98	≤-41.20	49.22	≤54	PASS
				AV	5460.000	-46.45	≤-41.20	48.75	≤54	PASS
				Peak	5350.000	-48.39	≤-21.20	46.81	≤74	PASS
				Peak	5441.600	-38.02	≤-21.20	57.18	≤74	PASS
				Peak	5460.000	-44.62	≤-21.20	50.58	≤74	PASS
11N40SISO	Ant2	Low	5270	AV	4500.000	-48.03	≤-41.20	47.17	≤54	PASS
				AV	4941.610	-45.74	≤-41.20	49.46	≤54	PASS
				AV	5150.000	-47.23	≤-41.20	47.97	≤54	PASS
				Peak	4500.000	-46.69	≤-21.20	48.51	≤74	PASS
				Peak	4799.410	-37.11	≤-21.20	58.09	≤74	PASS
				Peak	5150.000	-42.75	≤-21.20	52.45	≤74	PASS
		High	5310	AV	5350.000	-42.52	≤-41.20	52.68	≤54	PASS
				AV	5460.000	-46.37	≤-41.20	48.83	≤54	PASS
				Peak	5350.000	-38.95	≤-21.20	56.25	≤74	PASS
				Peak	5352.400	-33.52	≤-21.20	61.68	≤74	PASS
				Peak	5460.000	-43.75	≤-21.20	51.45	≤74	PASS
11AC20SI	Ant2	Low	5260	AV	4500.000	-47.97	≤-41.20	47.23	≤54	PASS

SO				AV	4946.400	-45.65	≤-41.20	49.55	≤54	PASS
				AV	5150.000	-47.1	≤-41.20	48.10	≤54	PASS
				Peak	4500.000	-43.84	≤-21.20	51.36	≤74	PASS
				Peak	4767.200	-37.31	≤-21.20	57.89	≤74	PASS
				Peak	5150.000	-41.81	≤-21.20	53.39	≤74	PASS
		High	5320	AV	5350.000	-45.89	≤-41.20	49.31	≤54	PASS
				AV	5350.400	-45.89	≤-41.20	49.31	≤54	PASS
				AV	5460.000	-46.36	≤-41.20	48.84	≤54	PASS
				Peak	5350.000	-45.25	≤-21.20	49.95	≤74	PASS
				Peak	5433.600	-38.22	≤-21.20	56.98	≤74	PASS
				Peak	5460.000	-39.1	≤-21.20	56.10	≤74	PASS
11AC40SISO	Ant2	Low	5270	AV	4500.000	-47.94	≤-41.20	47.26	≤54	PASS
				AV	4944.770	-45.63	≤-41.20	49.57	≤54	PASS
				AV	5150.000	-47.1	≤-41.20	48.10	≤54	PASS
				Peak	4500.000	-43.59	≤-21.20	51.61	≤74	PASS
				Peak	4875.250	-37.61	≤-21.20	57.59	≤74	PASS
				Peak	5150.000	-43.86	≤-21.20	51.34	≤74	PASS
		High	5310	AV	5350.000	-42.43	≤-41.20	52.77	≤54	PASS
				AV	5460.000	-46.35	≤-41.20	48.85	≤54	PASS
				Peak	5350.000	-42.08	≤-21.20	53.12	≤74	PASS
				Peak	5352.400	-36.76	≤-21.20	58.44	≤74	PASS
				Peak	5460.000	-42.54	≤-21.20	52.66	≤74	PASS
11AC80SISO	Ant2	Low	5290	AV	4500.000	-48.2	≤-41.20	47.00	≤54	PASS
				AV	4943.610	-45.92	≤-41.20	49.28	≤54	PASS
				AV	5150.000	-47.32	≤-41.20	47.88	≤54	PASS
				Peak	4500.000	-42.83	≤-21.20	52.37	≤74	PASS
				Peak	5140.770	-37.81	≤-21.20	57.39	≤74	PASS
				Peak	5150.000	-44.86	≤-21.20	50.34	≤74	PASS
		High	5290	AV	5350.000	-41.84	≤-41.20	53.36	≤54	PASS
				AV	5353.200	-41.47	≤-41.20	53.73	≤54	PASS
				AV	5460.000	-46.38	≤-41.20	48.82	≤54	PASS
				Peak	5350.000	-37.13	≤-21.20	58.07	≤74	PASS
				Peak	5352.600	-29.08	≤-21.20	66.12	≤74	PASS
				Peak	5460.000	-45.41	≤-21.20	49.79	≤74	PASS

Note：

1. The Antenna Gain is compensated in the graph.
2. The Duty Cycle Factor and RBW Factor is compensated in the graph.
3. For transmitters operating in 5150-5350 GHz band and 5470-5725 GHz band: The limit in dBm for average detector is conversion from 54dBuV/m, according to 15.209(a). The limit in dBm for peak detector is 20dB above the limit of average detector in dBm.

Test Graphs

11A_Ant2_Low_5260_AV

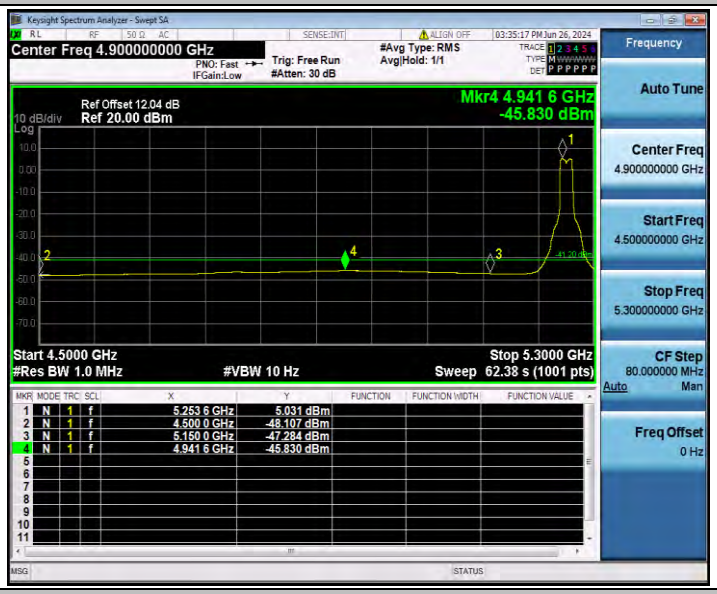

11A_Ant2_Low_5260_Peak

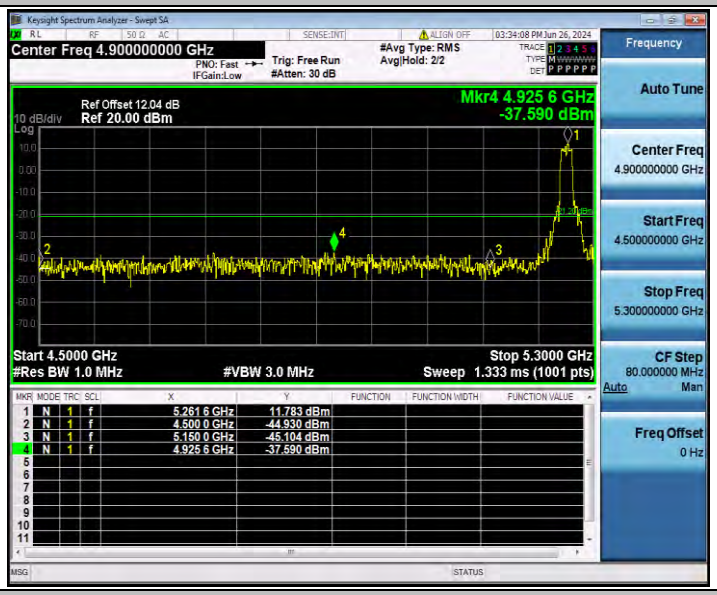

11A_Ant2_High_5320_AV

11A_Ant2_High_5320_Peak

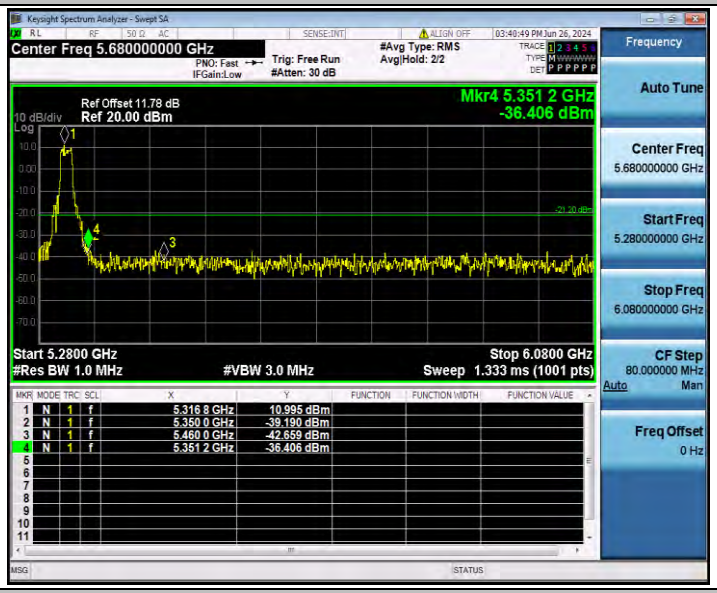

11N20SISO_Ant2_Low_5260_AV

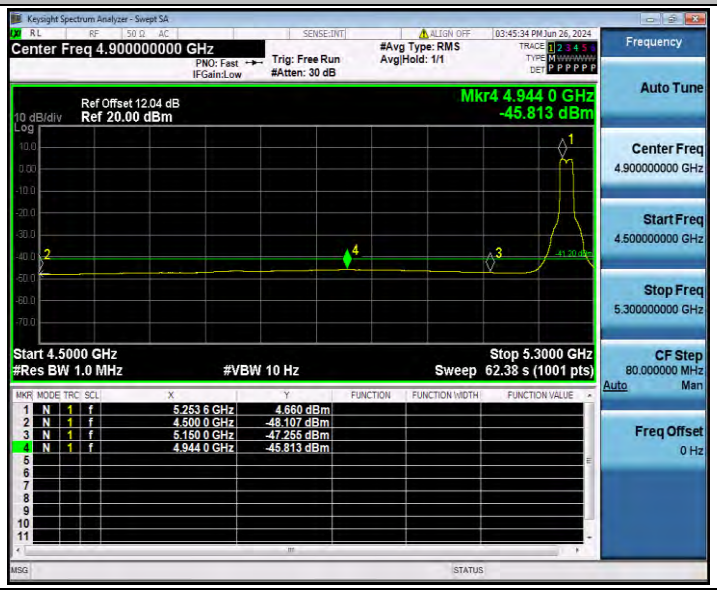

11N20SISO_Ant2_Low_5260_Peak

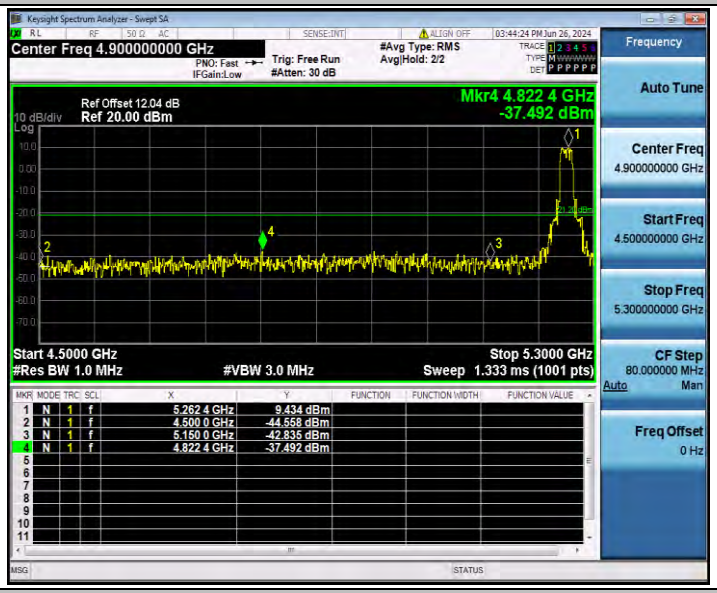

11N20SISO_Ant2_High_5320_AV

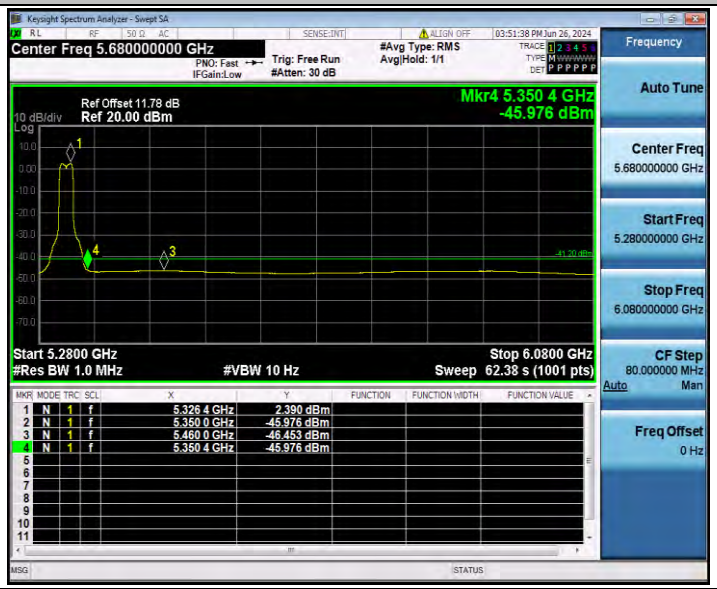

11N20SISO_Ant2_High_5320_Peak

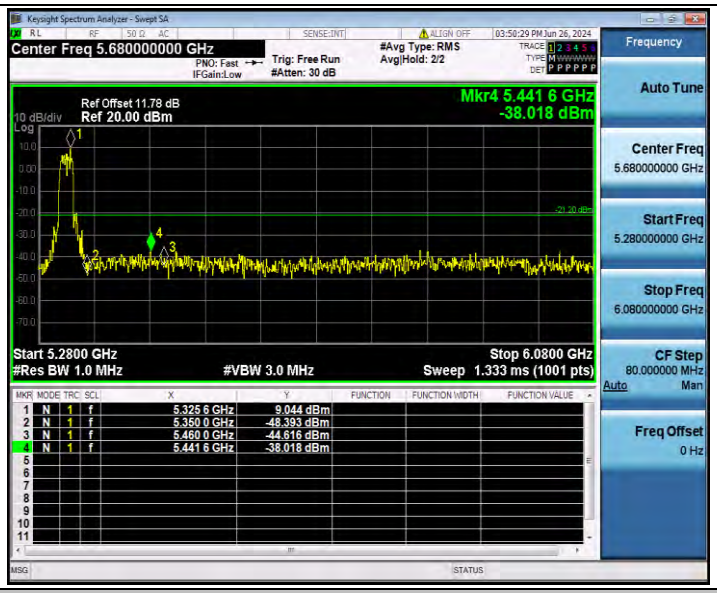

11N40SISO_Ant2_Low_5270_AV

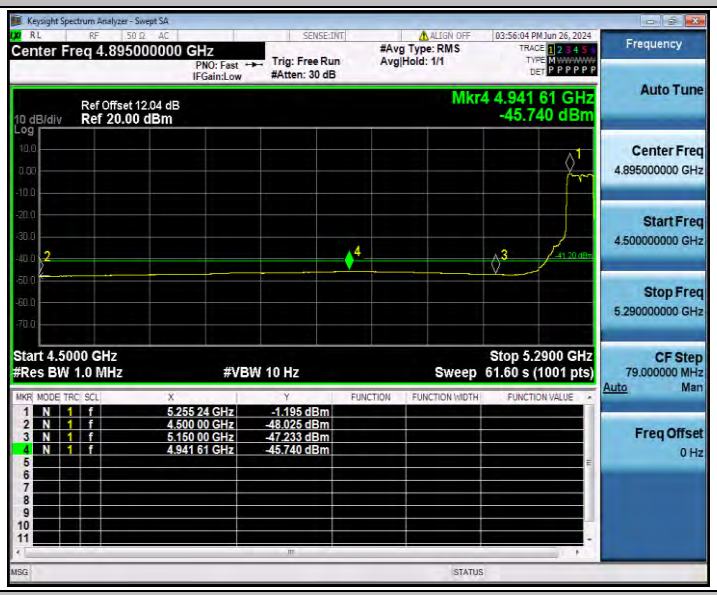

11N40SISO_Ant2_Low_5270_Peak

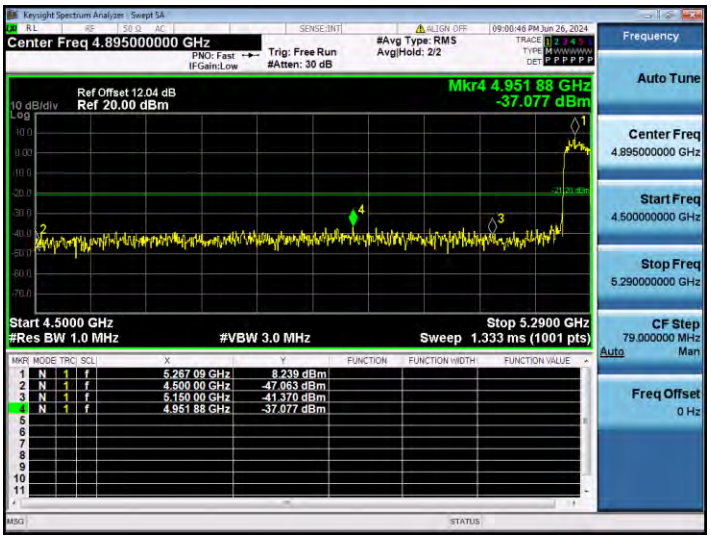

11N40SISO_Ant2_High_5310_Peak

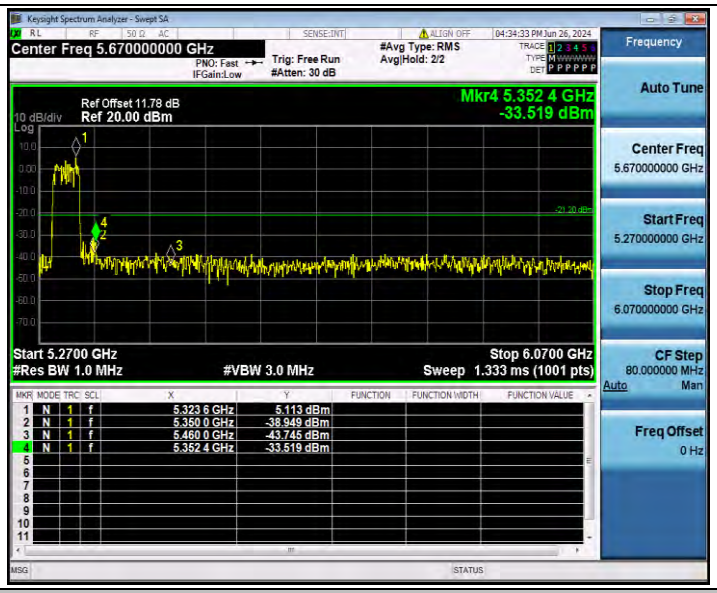

11AC20SISO_Ant2_Low_5260_AV

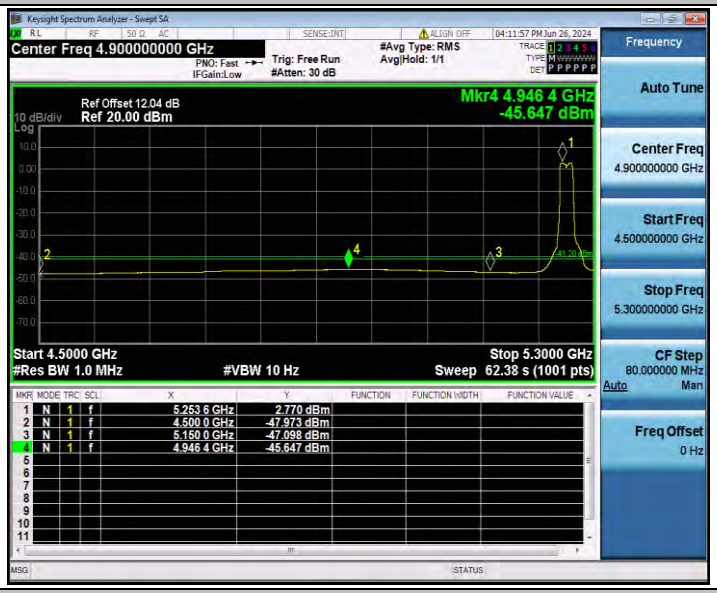

11AC20SISO_Ant2_Low_5260_Peak

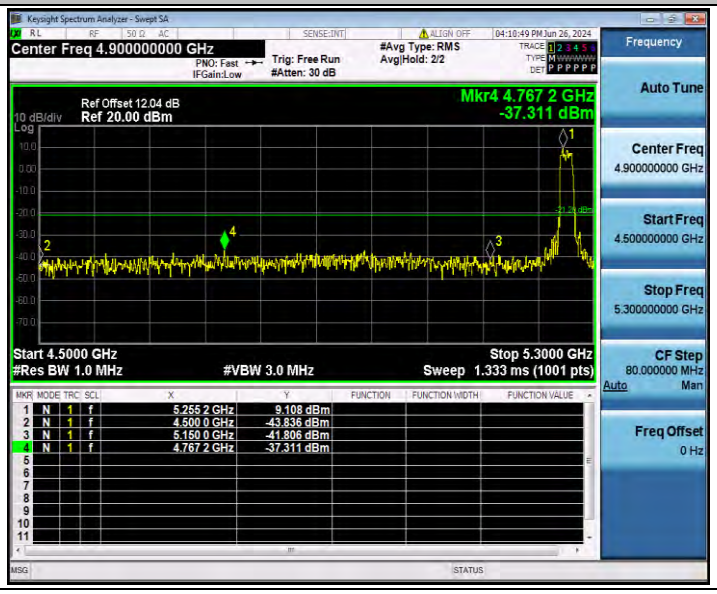

11AC20SISO_Ant2_High_5320_AV

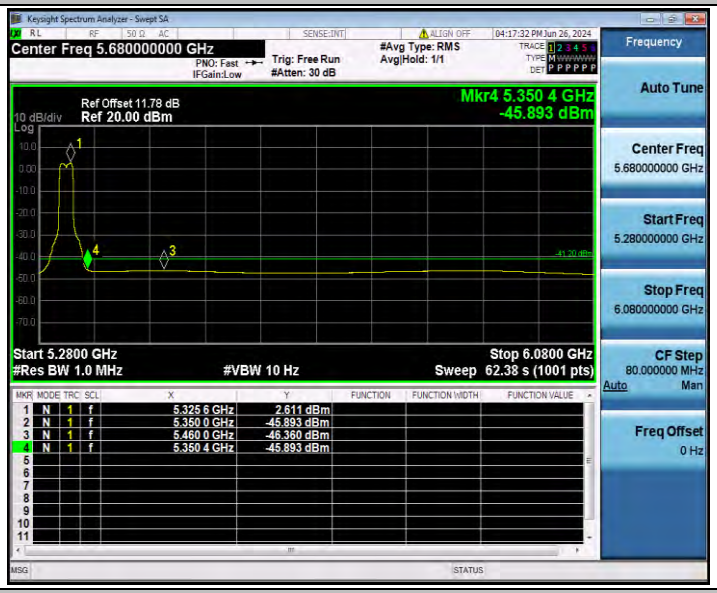

11AC20SISO_Ant2_High_5320_Peak

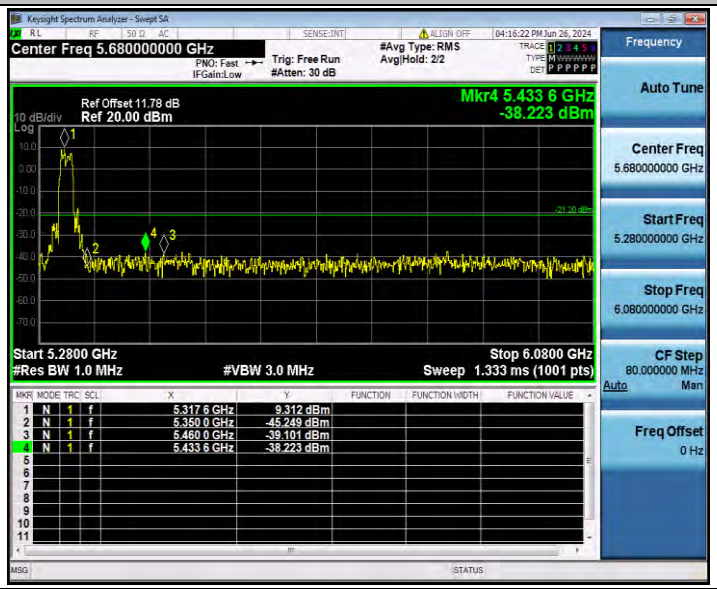

11AC40SISO_Ant2_Low_5270_AV

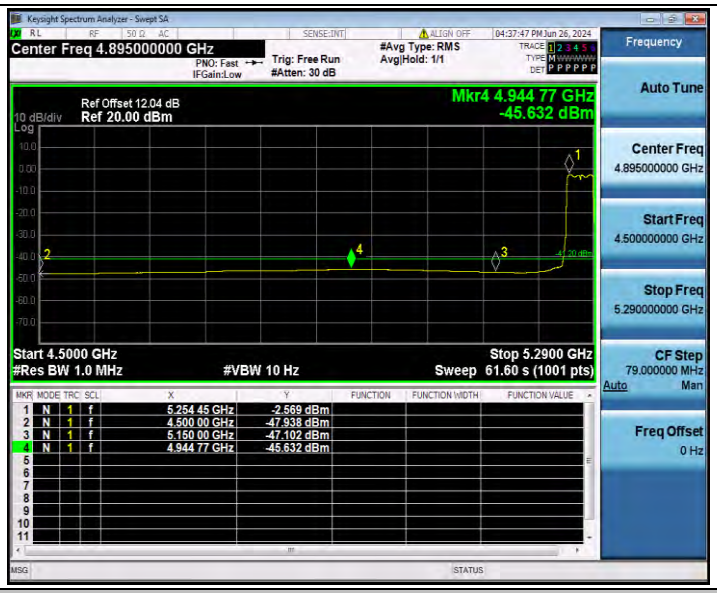

11AC40SISO_Ant2_Low_5270_Peak

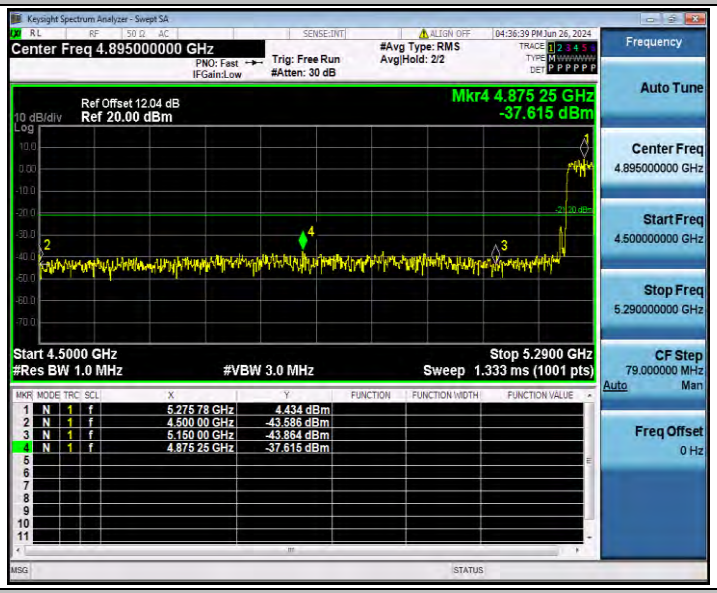

11AC40SISO_Ant2_High_5310_Peak

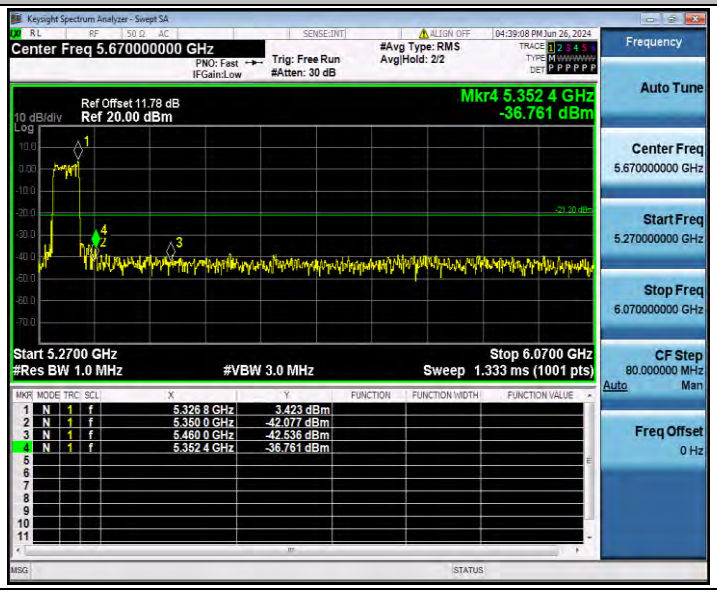

11AC80SISO_Ant2_Low_5290_AV

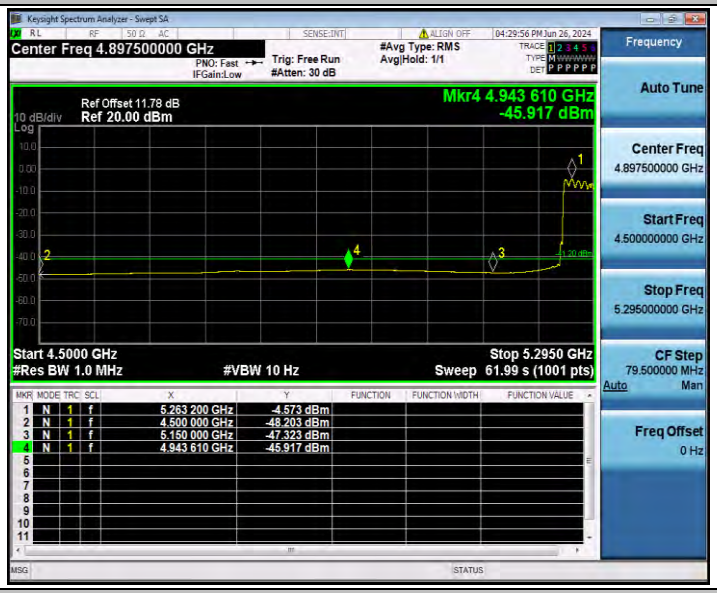

11AC80SISO_Ant2_Low_5290_Peak

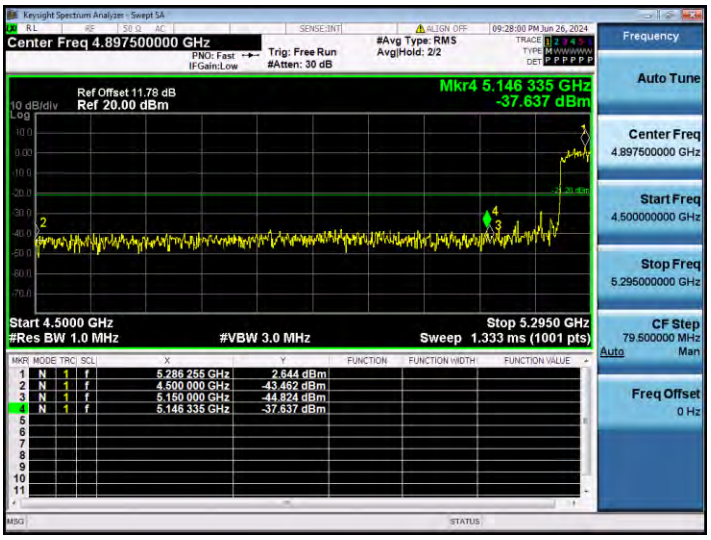

11AC80SISO_Ant2_High_5290_AV

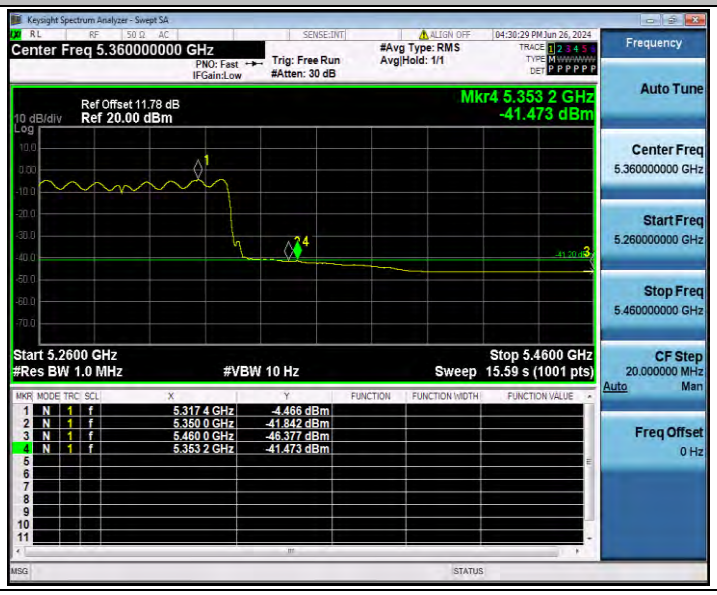
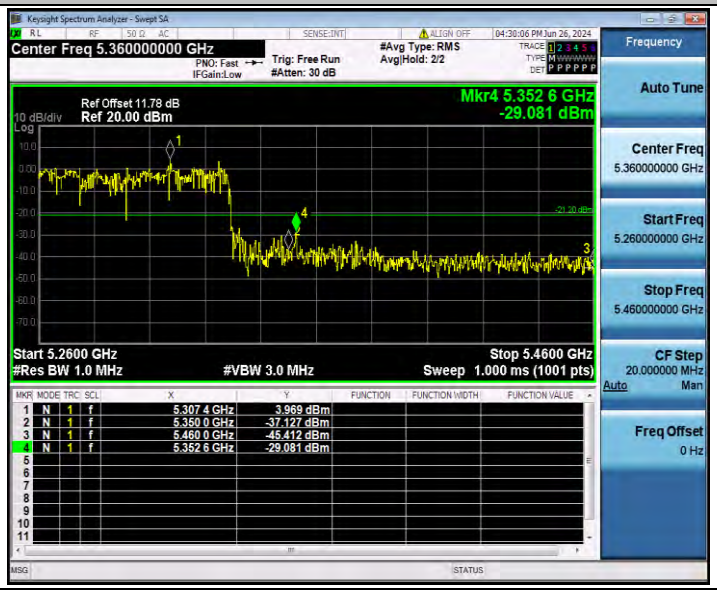
11AC80SISO_Ant2_High_5290_Peak