Case No. : CTA24071501904	
Ambient Condition: 23 ℃, 52 %RH	
According Standard: ■Part15E	
Test Date: 2024.6.20-2024.8.12	**Test Engineer:** Lushan Kong

Appendix F.1: Emission Bandwidth

Test Result

TestMode	Antenna	Freq(MHz)	26db EBW [MHz]	FL[MHz]	FH[MHz]	Limit[MHz]	Verdict
11A	Ant2	5500	23.520	5488.200	5511.720	---	---
		5580	29.320	5563.640	5592.960	---	---
		5700	33.800	5681.920	5715.720	---	---
11N20SISO	Ant2	5500	21.680	5489.120	5510.800	---	---
		5580	28.400	5565.160	5593.560	---	---
		5700	35.400	5681.800	5717.200	---	---
11N40SISO	Ant2	5510	40.960	5489.840	5530.800	---	---
		5590	60.320	5565.920	5626.240	---	---
		5670	74.320	5632.400	5706.720	---	---
11AC20SISO	Ant2	5500	21.800	5489.200	5511.000	---	---
		5580	22.040	5569.200	5591.240	---	---
		5700	25.080	5687.640	5712.720	---	---
11AC40SISO	Ant2	5510	42.240	5489.120	5531.360	---	---
		5590	45.360	5568.800	5614.160	---	---
		5670	57.280	5644.640	5701.920	---	---
11AC80SISO	Ant2	5530	83.040	5489.360	5572.400	---	---
		5610	125.600	5555.440	5681.040	---	---

Test Graphs

11A_Ant2_5500
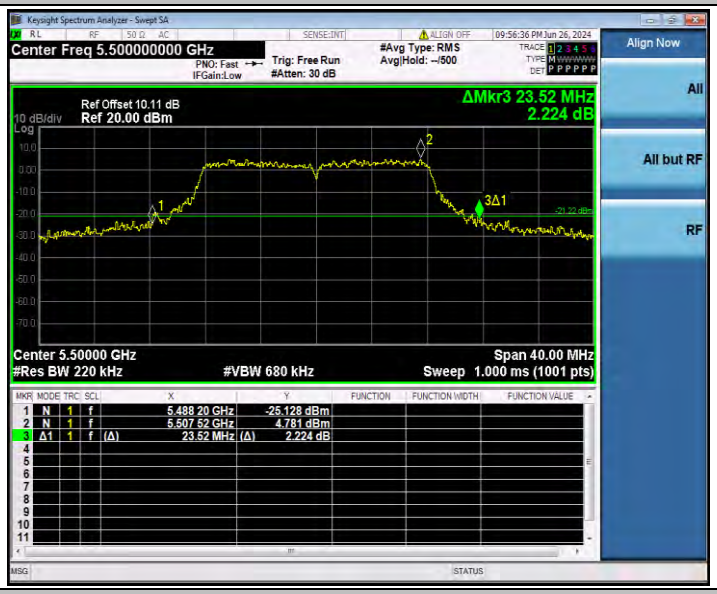
11A_Ant2_5580
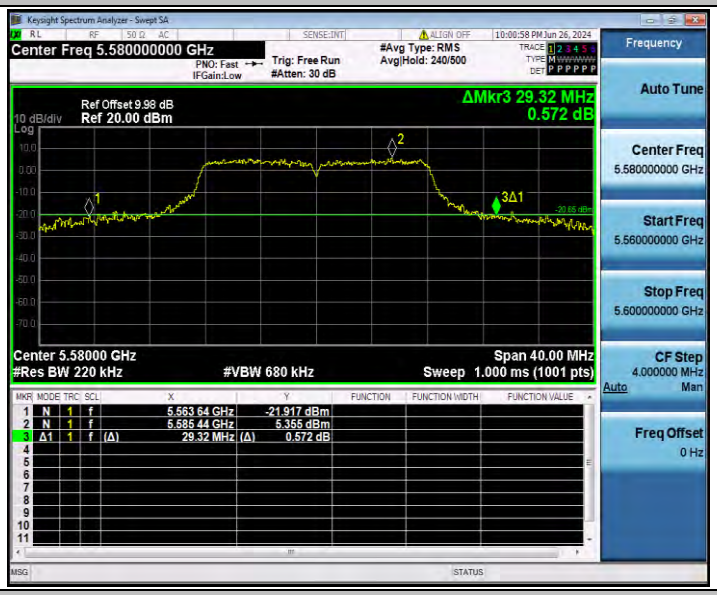
11A_Ant2_5700

11N20SISO_Ant2_5500

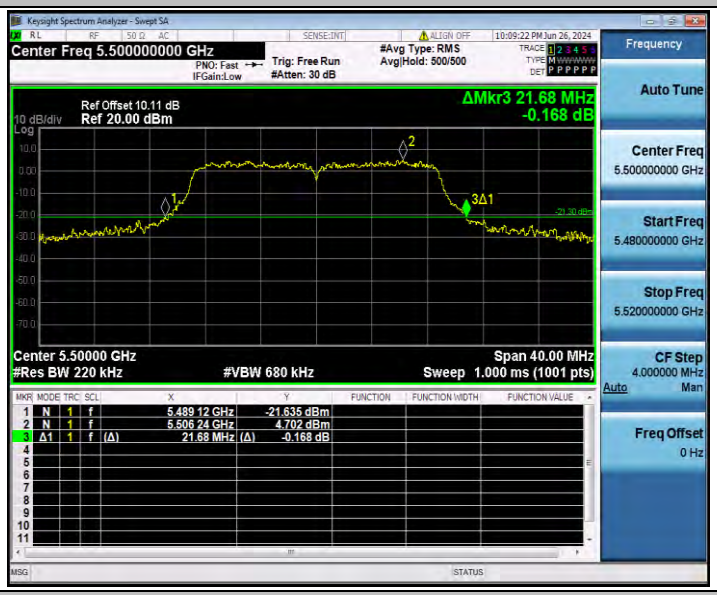

11N20SISO_Ant2_5580

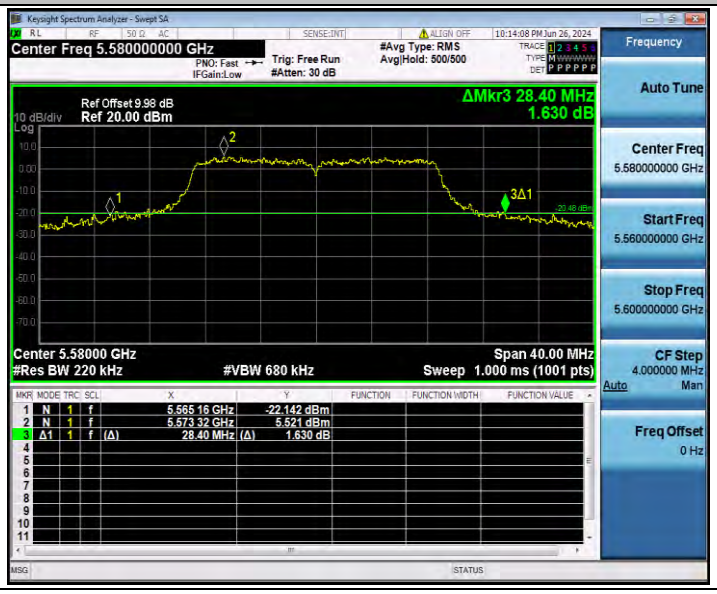

11N20SISO_Ant2_5700

11N40SISO_Ant2_5510
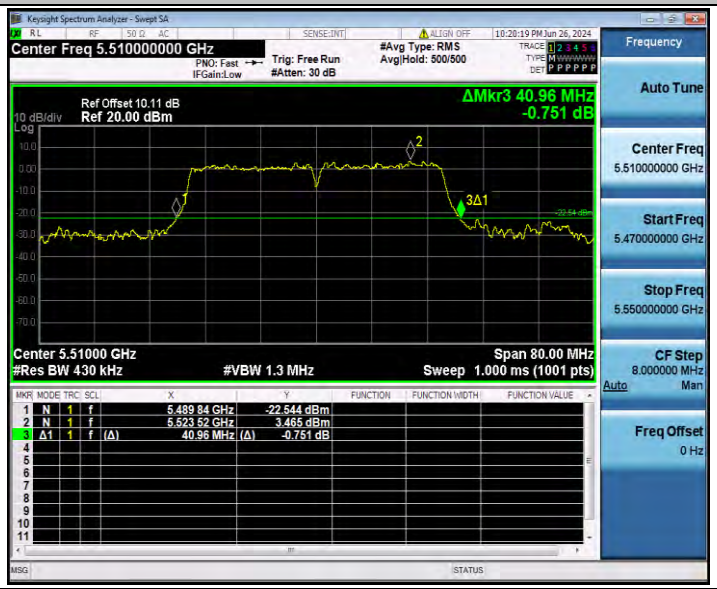

11N40SISO_Ant2_5590

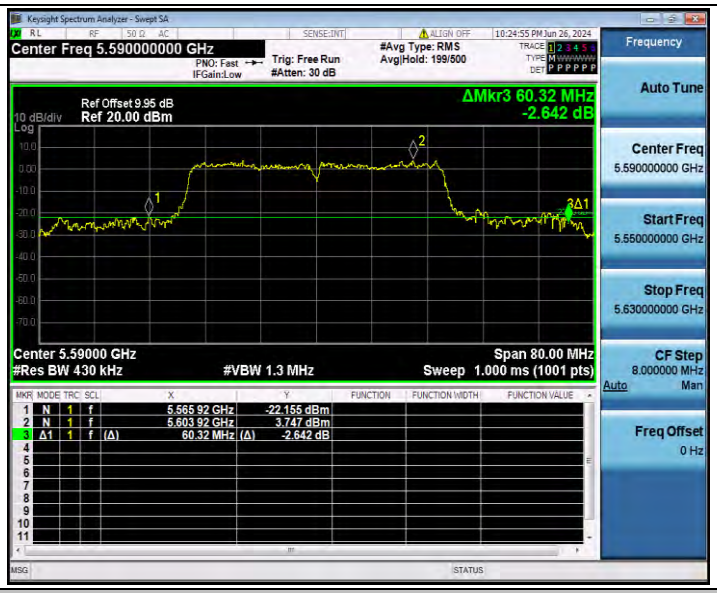

11N40SISO_Ant2_5670

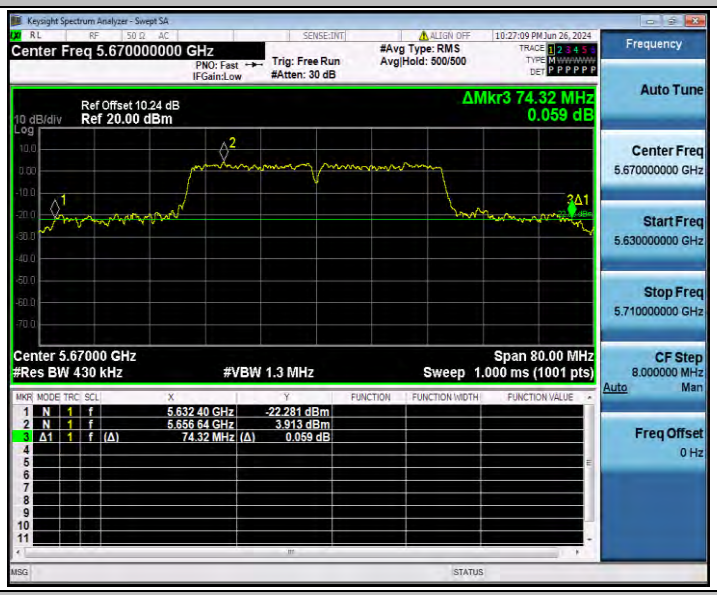

11AC20SISO_Ant2_5500

11AC20SISO_Ant2_5580
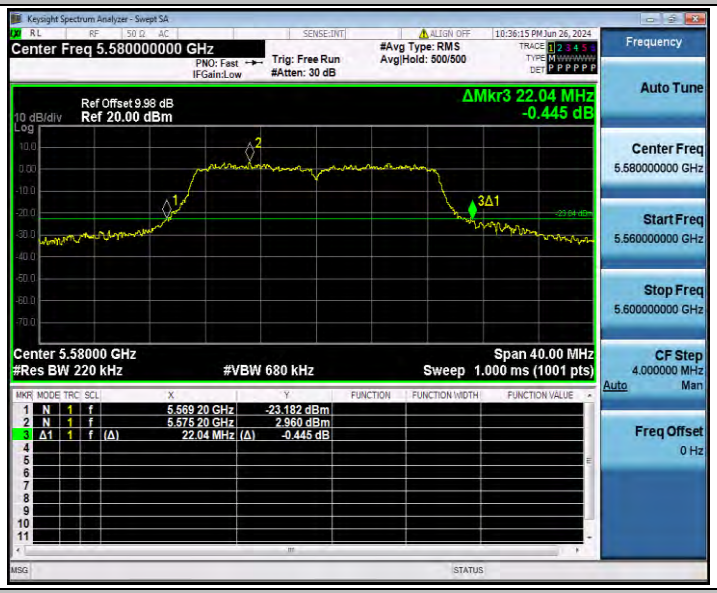

11AC20SISO_Ant2_5700
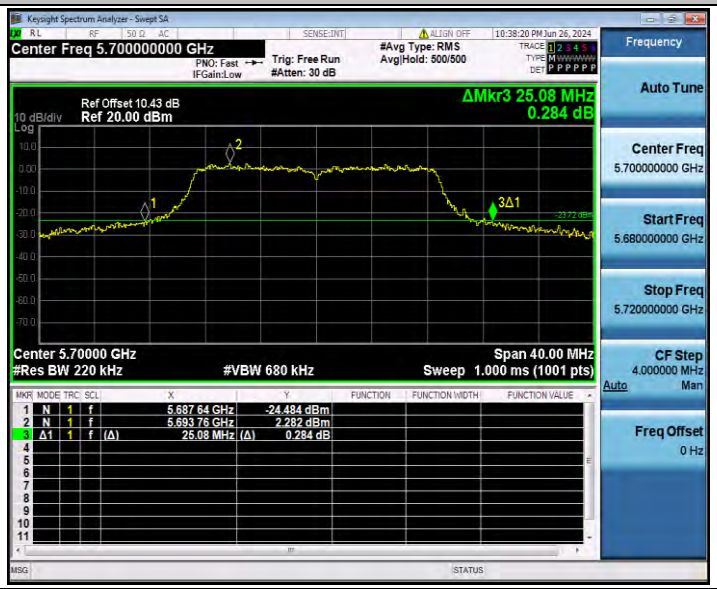

11AC40SISO_Ant2_5510

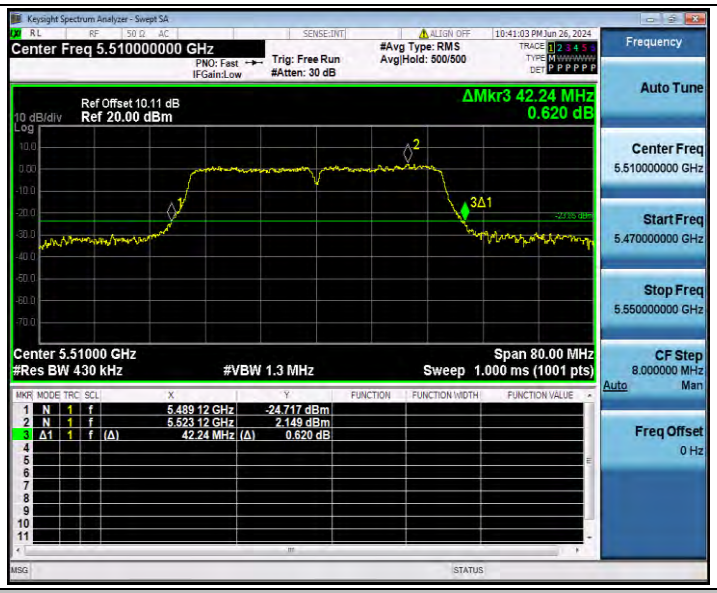

11AC40SISO_Ant2_5590

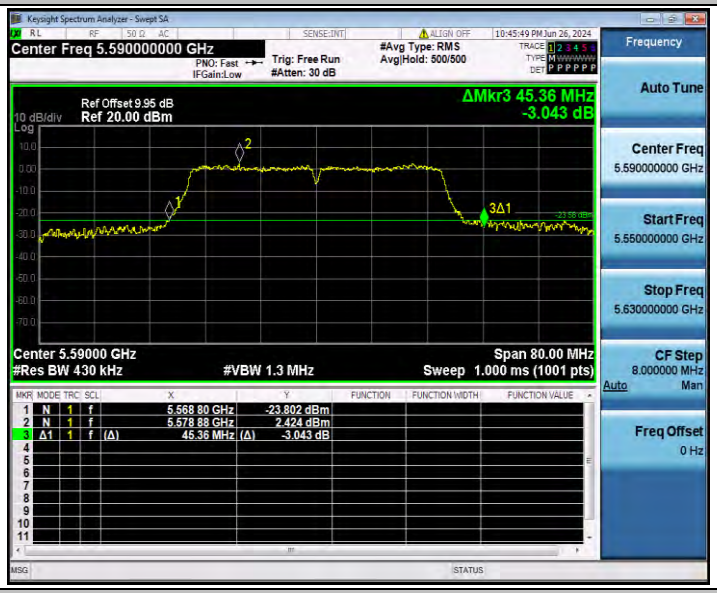

11AC40SISO_Ant2_5670

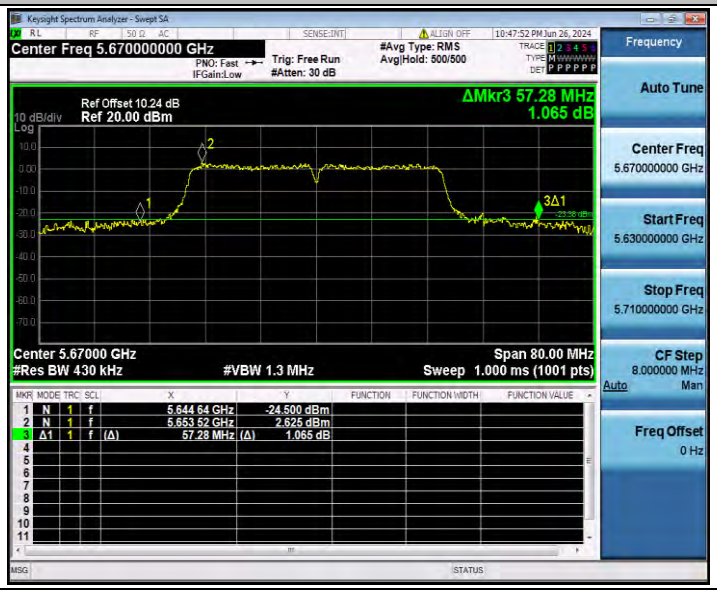

11AC80SISO_Ant2_5530
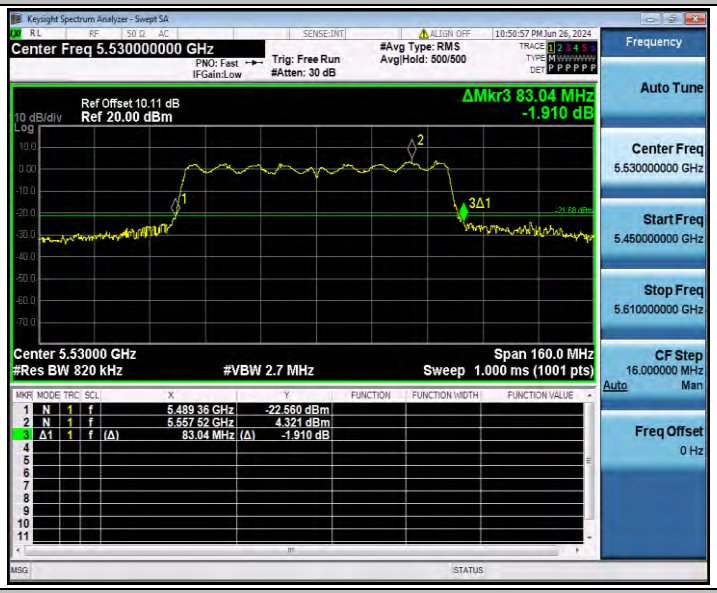

11AC80SISO_Ant2_5610
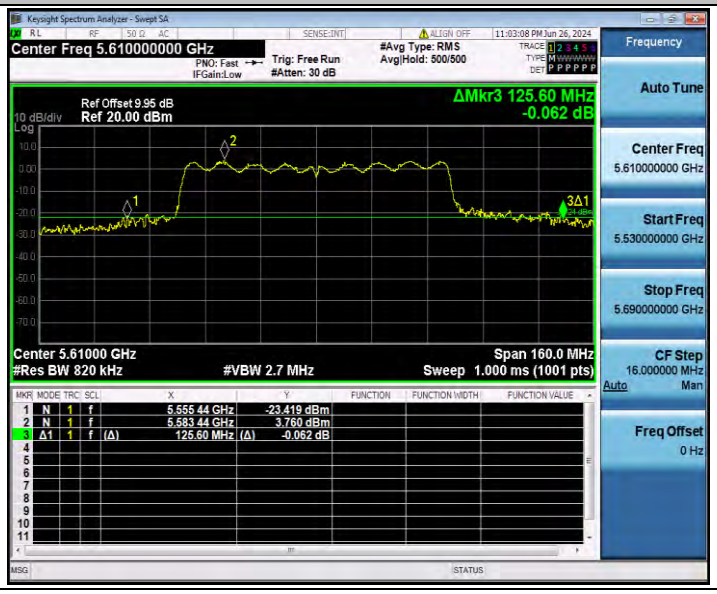

Appendix F.2: Occupied channel bandwidth

Test Result

TestMode	Antenna	Freq(MHz)	OCB [MHz]	FL[MHz]	FH[MHz]	Limit[MHz]	Verdict
11A	Ant2	5500	17.322	5491.3729	5508.6949	---	---
		5580	17.836	5571.0034	5588.8394	---	---
		5700	18.393	5690.5689	5708.9619	---	---
11N20SISO	Ant2	5500	18.259	5490.8597	5509.1187	---	---
		5580	18.518	5570.7630	5589.2810	---	---
		5700	19.107	5690.2904	5709.3974	---	---
11N40SISO	Ant2	5510	36.601	5491.7764	5528.3774	---	---
		5590	36.909	5571.7510	5608.6600	---	---
		5670	37.000	5651.6463	5688.6463	---	---
11AC20SISO	Ant2	5500	18.148	5490.9509	5509.0989	---	---
		5580	18.177	5570.8614	5589.0384	---	---
		5700	18.463	5690.6760	5709.1390	---	---
11AC40SISO	Ant2	5510	36.816	5491.6411	5528.4571	---	---
		5590	37.293	5571.4130	5608.7060	---	---
		5670	37.061	5651.4586	5688.5196	---	---
11AC80SISO	Ant2	5530	76.267	5491.9414	5568.2084	---	---
		5610	77.033	5571.7601	5648.7931	---	---

Test Graphs

11A_Ant2_5500

11A_Ant2_5580

11A_Ant2_5700

11N20SISO_Ant2_5500

11N20SISO_Ant2_5580

11N20SISO_Ant2_5700

11N40SISO_Ant2_5510

11N40SISO_Ant2_5590

11N40SISO_Ant2_5670

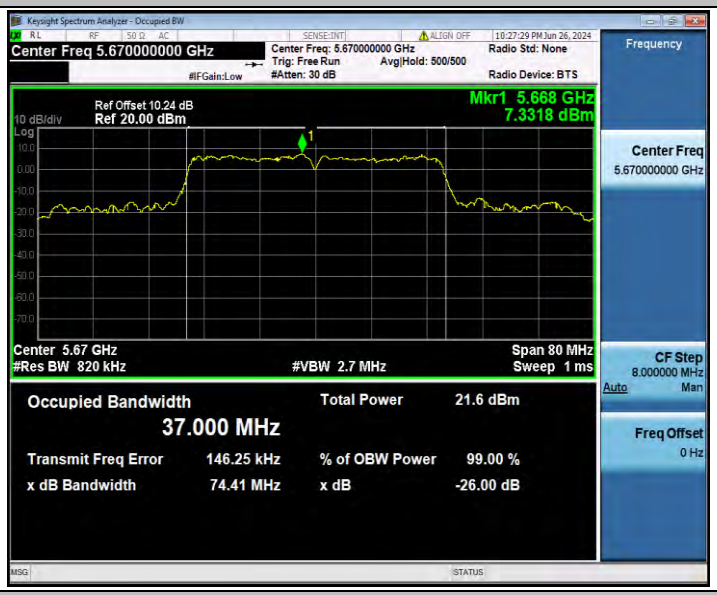

11AC20SISO_Ant2_5500

11AC20SISO_Ant2_5580
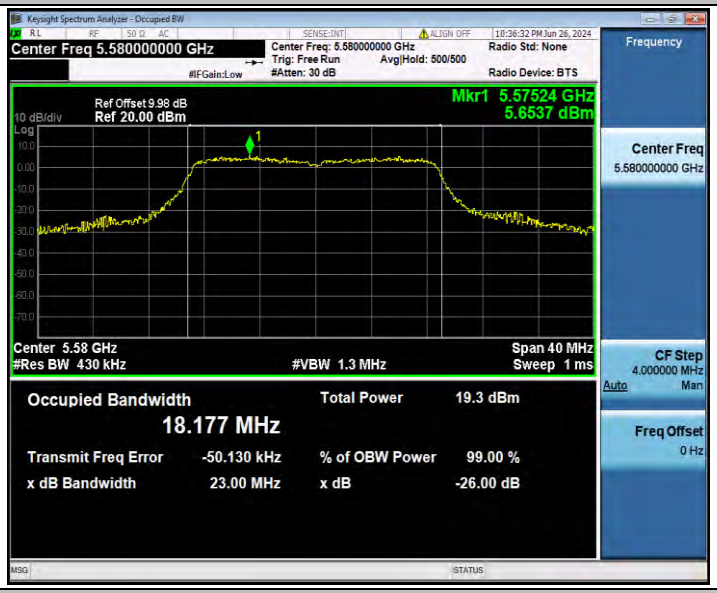

11AC20SISO_Ant2_5700

11AC40SISO_Ant2_5510

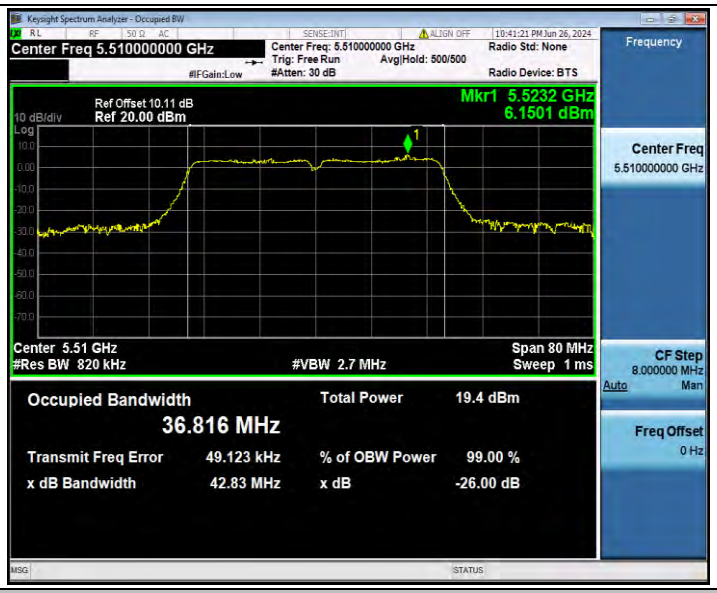

11AC40SISO_Ant2_5590

11AC40SISO_Ant2_5670

11AC80SISO_Ant2_5530

11AC80SISO_Ant2_5610

Appendix F.3: Duty Cycle

Test Result

TestMode	Antenna	Freq(MHz)	Transmission Duration [ms]	Transmission Period [ms]	Duty Cycle [%]	Duty Cycle Factor[dB]	1/T Factor[KHz]
11A	Ant2	5500	2.07	2.22	93.24	0.30	0.48
		5580	2.06	2.22	92.79	0.32	0.49
		5700	2.06	2.21	93.21	0.31	0.49
11N20SISO	Ant2	5500	1.92	2.10	91.43	0.39	0.52
		5580	1.92	2.00	96.00	0.18	0.52
		5700	1.92	2.07	92.75	0.33	0.52
11N40SISO	Ant2	5510	0.13	0.30	43.33	3.63	7.69
		5590	0.12	0.30	40.00	3.98	8.33
		5670	0.13	0.30	43.33	3.63	7.69
11AC20SISO	Ant2	5500	1.93	2.08	92.79	0.32	0.52
		5580	1.93	2.03	95.07	0.22	0.52
		5700	1.93	2.10	91.90	0.37	0.52
11AC40SISO	Ant2	5510	0.96	1.10	87.27	0.59	1.04
		5590	0.95	1.10	86.36	0.64	1.05
		5670	0.95	1.11	85.59	0.68	1.05
11AC80SISO	Ant2	5530	0.46	0.64	71.88	1.43	2.17
		5610	0.47	0.64	73.44	1.34	2.13

Test Graphs

11A_Ant2_5500
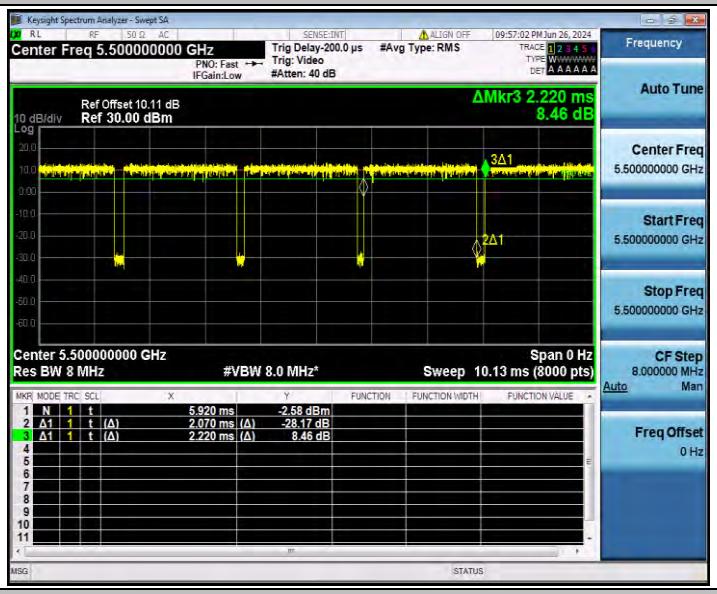

11A_Ant2_5580
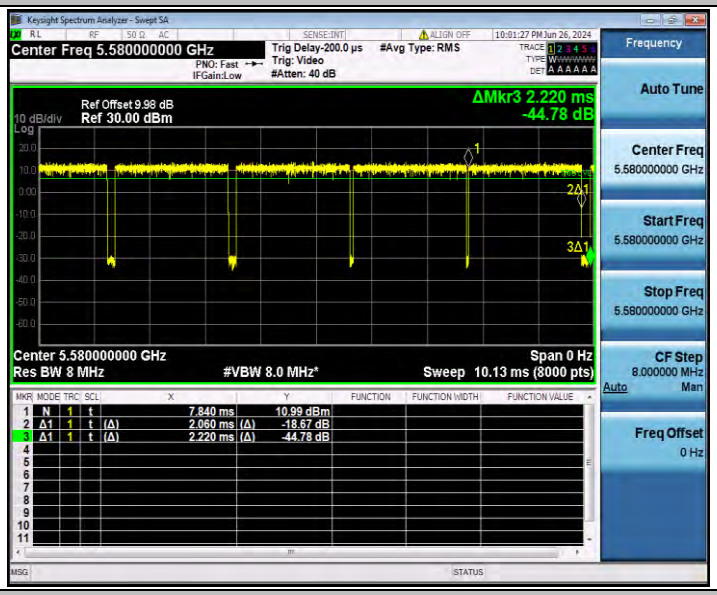

11A_Ant2_5700

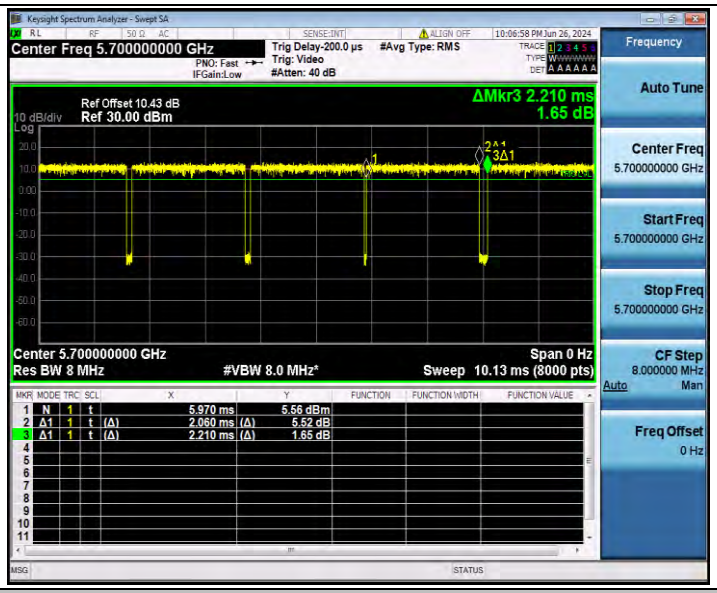

11N20SISO_Ant2_5500

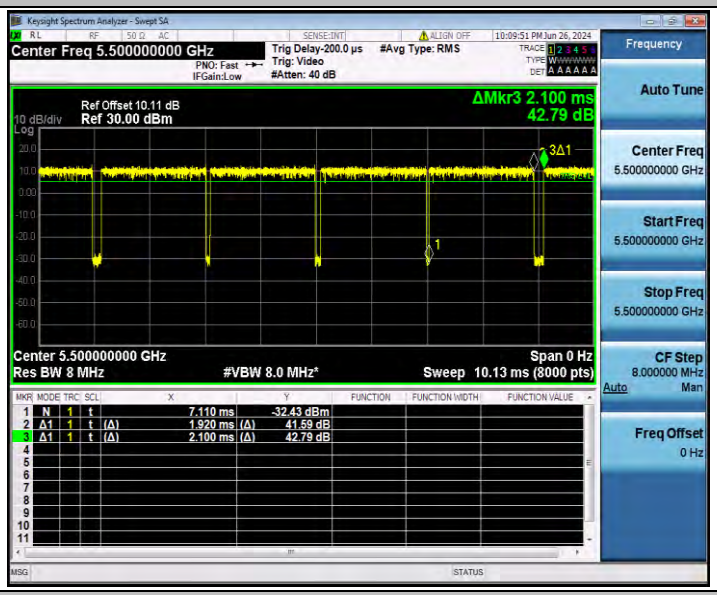

11N20SISO_Ant2_5580

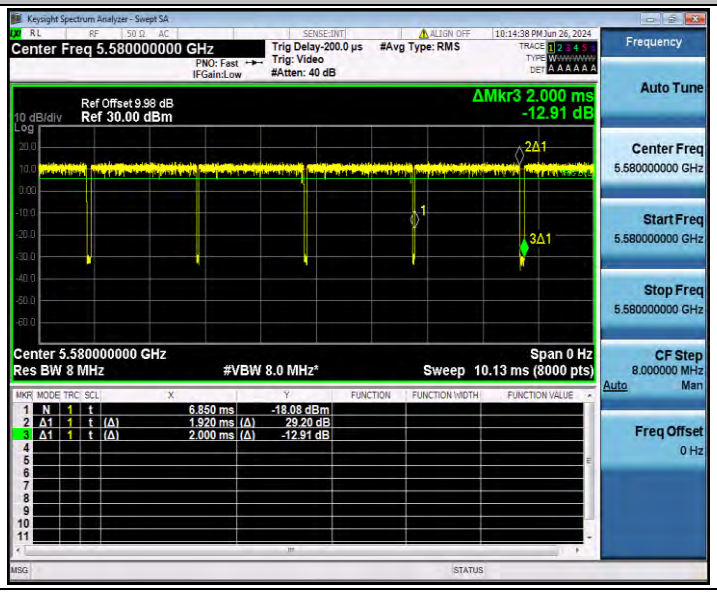

11N20SISO_Ant2_5700

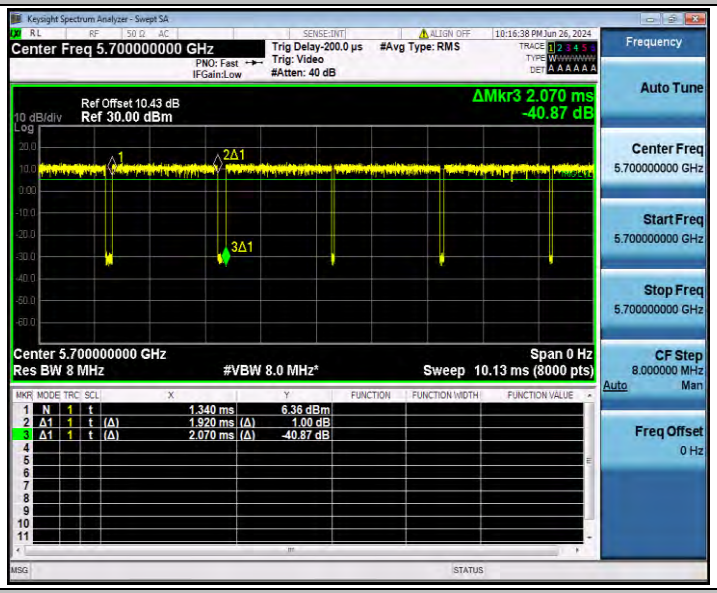

11N40SISO_Ant2_5510

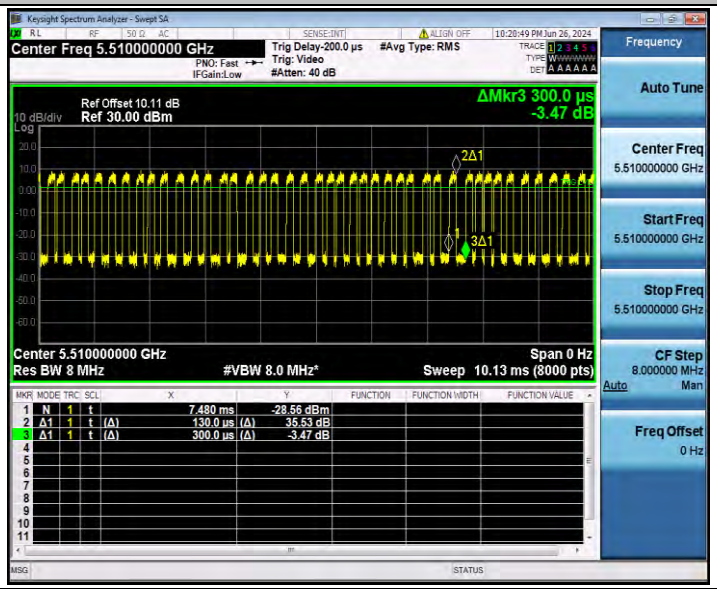

11N40SISO_Ant2_5590

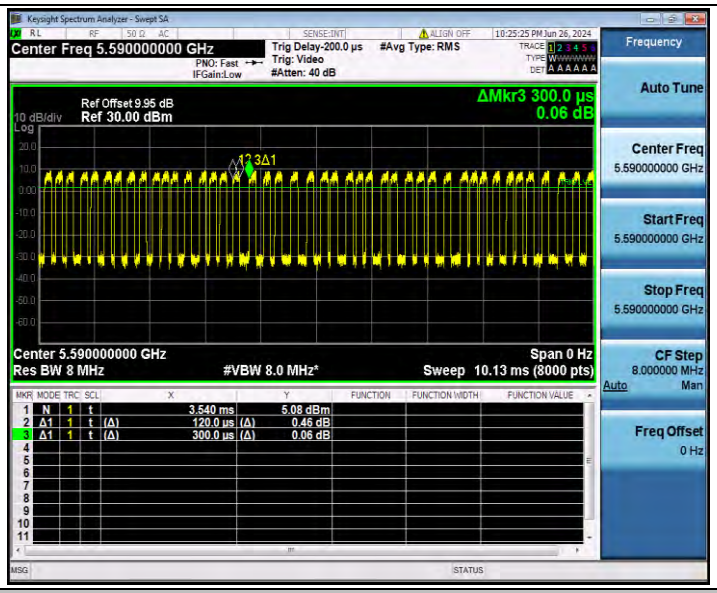

11N40SISO_Ant2_5670

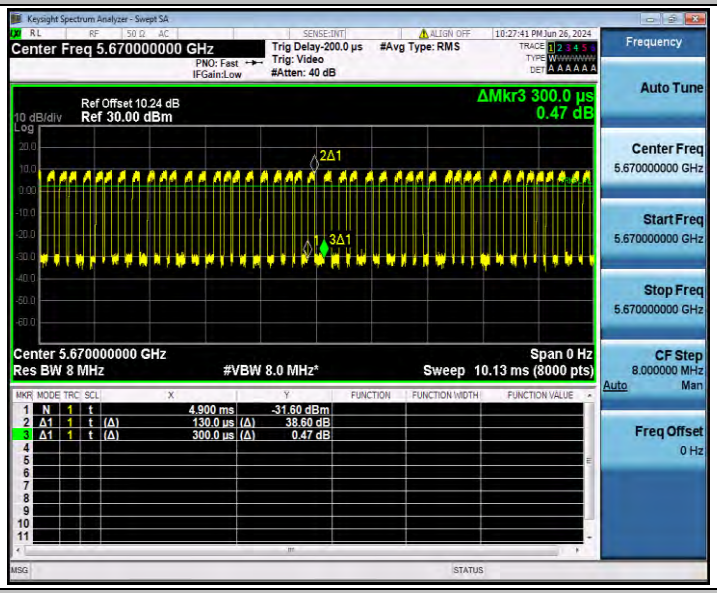

11AC20SISO_Ant2_5500

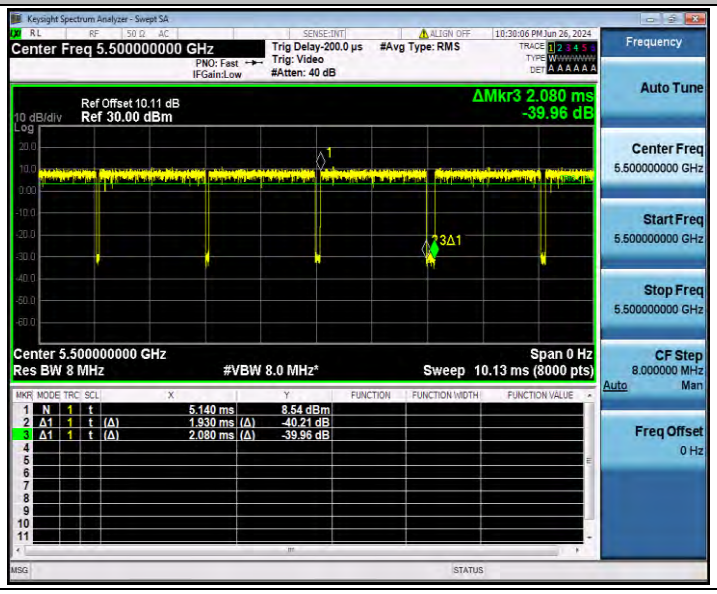

11AC20SISO_Ant2_5580
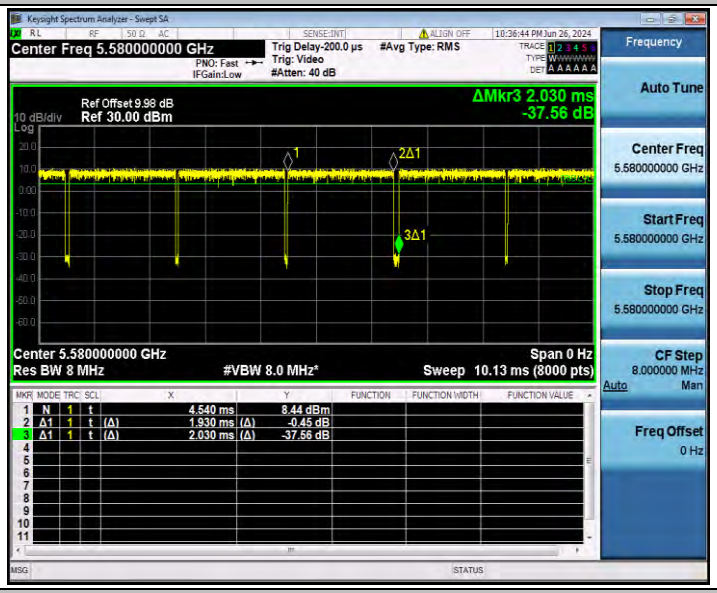
11AC20SISO_Ant2_5700
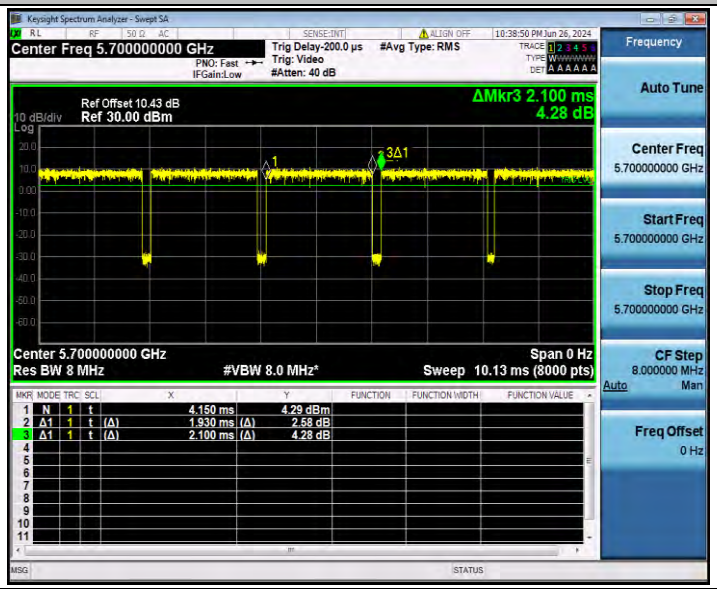
11AC40SISO_Ant2_5510

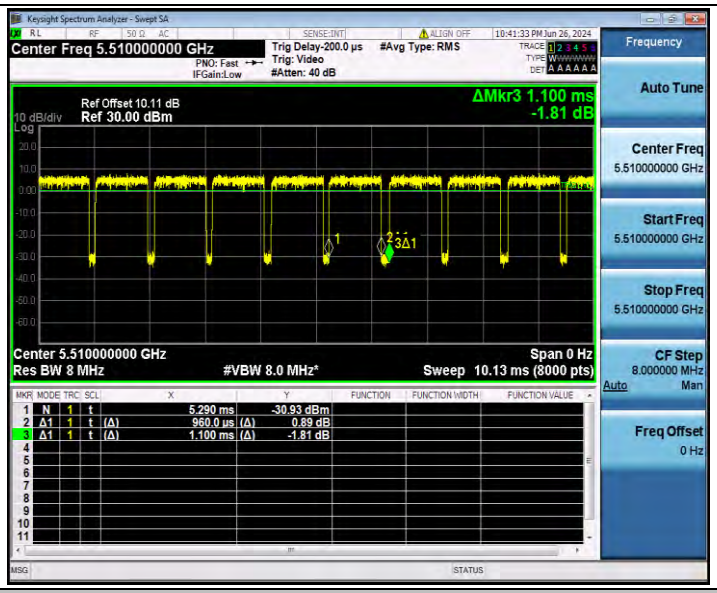

11AC40SISO_Ant2_5590

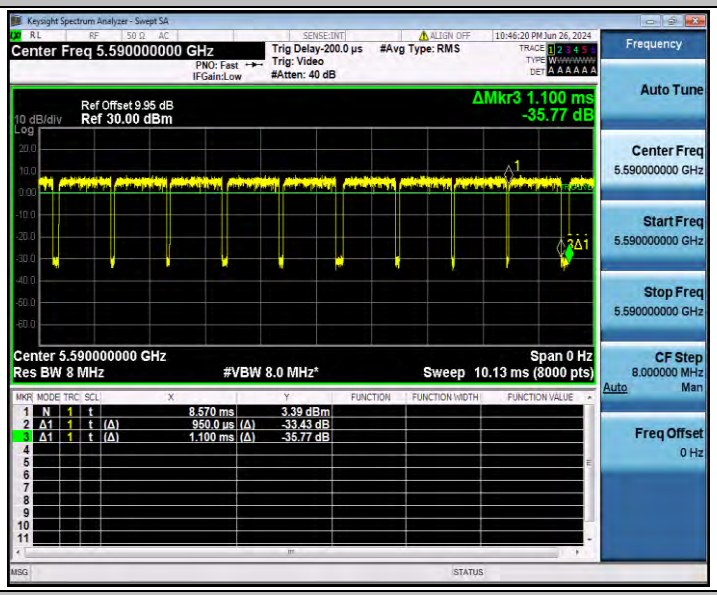

11AC40SISO_Ant2_5670

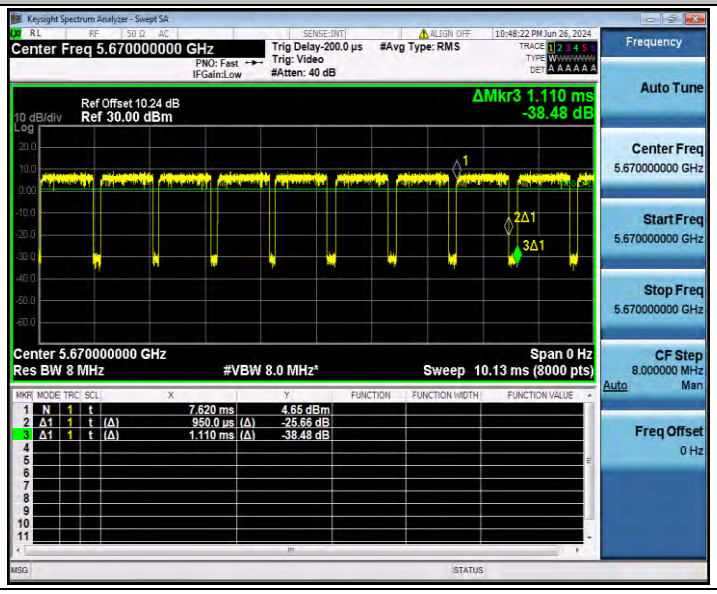

11AC80SISO_Ant2_5530
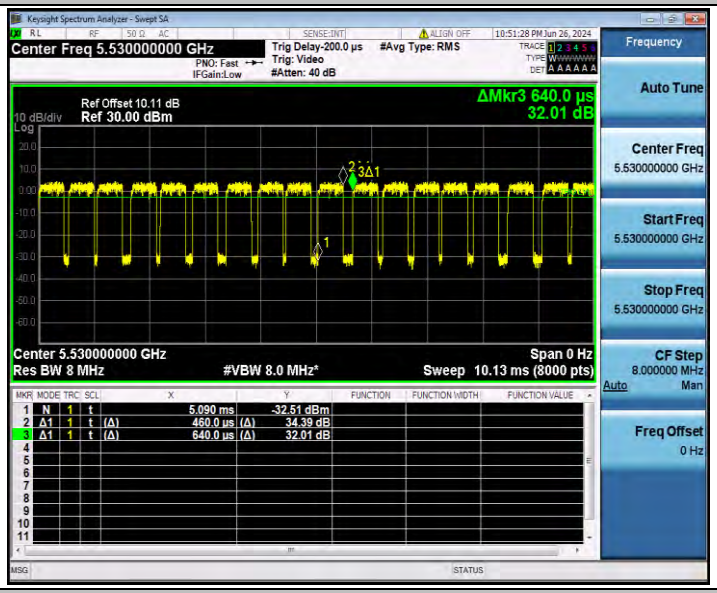

11AC80SISO_Ant2_5610
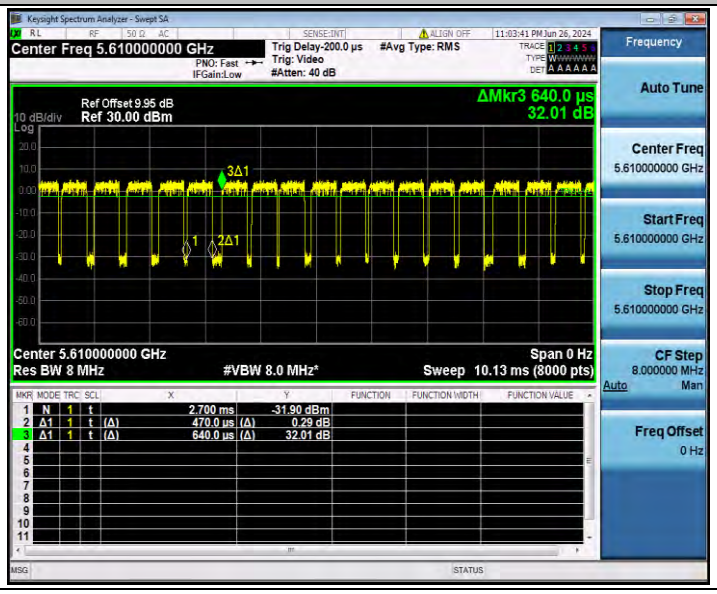

Appendix F.4: Maximum conducted output power

Test Result Channel Power

Test Mode	Antenna	Freq(MHz)	Channel Powert [dBm]	Duty Cycle [%]	DC Factor [dBm]	Result [dBm]	Limit [dBm]	Verdict
11A	Ant2	5500	14.74	93.24	0.30	15.04	≤23.98	PASS
		5580	15.25	92.79	0.32	15.57	≤23.98	PASS
		5700	14.25	93.21	0.31	14.56	≤23.98	PASS
11N20SISO	Ant2	5500	14.39	91.43	0.39	14.78	≤23.98	PASS
		5580	15.00	96.00	0.18	15.18	≤23.98	PASS
		5700	14.52	92.75	0.33	14.85	≤23.98	PASS
11N40SISO	Ant2	5510	10.93	43.33	3.63	14.56	≤23.98	PASS
		5590	11.33	40.00	3.98	15.31	≤23.98	PASS
		5670	11.79	43.33	3.63	15.42	≤23.98	PASS
11AC20SISO	Ant2	5500	12.19	92.79	0.32	12.51	≤23.98	PASS
		5580	12.21	95.07	0.22	12.43	≤23.98	PASS
		5700	11.90	91.90	0.37	12.27	≤23.98	PASS
11AC40SISO	Ant2	5510	11.62	87.27	0.59	12.21	≤23.98	PASS
		5590	12.08	86.36	0.64	12.72	≤23.98	PASS
		5670	12.58	85.59	0.68	13.26	≤23.98	PASS
11AC80SISO	Ant2	5530	11.73	71.88	1.43	13.16	≤23.98	PASS
		5610	12.24	73.44	1.34	13.58	≤23.98	PASS

Appendix F.5: Maximum power spectral density

Test Result

TestMode	Antenna	Freq(MHz)	Result [dBm/MHz]	Limit[dBm/MHz]	Verdict
11A	Ant2	5500	3.53	≤11.00	PASS
		5580	4.04	≤11.00	PASS
		5700	3.38	≤11.00	PASS
11N20SISO	Ant2	5500	3.07	≤11.00	PASS
		5580	3.45	≤11.00	PASS
		5700	3.17	≤11.00	PASS
11N40SISO	Ant2	5510	1.65	≤11.00	PASS
		5590	1.84	≤11.00	PASS
		5670	2.11	≤11.00	PASS
11AC20SISO	Ant2	5500	0.73	≤11.00	PASS
		5580	0.68	≤11.00	PASS
		5700	0.76	≤11.00	PASS
11AC40SISO	Ant2	5510	-1.84	≤11.00	PASS
		5590	-1.55	≤11.00	PASS
		5670	-1.11	≤11.00	PASS
11AC80SISO	Ant2	5530	-2.19	≤11.00	PASS
		5610	-1.73	≤11.00	PASS

Note：1.The Result and Limit Unit is dBm/500 kHz in the band 5.725–5.85 GHz.
2.The Duty Cycle Factor and RBW Factor is compensated in the graph.

Test Graphs

11A_Ant2_5500
11A_Ant2_5580
11A_Ant2_5700

11N20SISO_Ant2_5500

11N20SISO_Ant2_5580

11N20SISO_Ant2_5700
11N40SISO_Ant2_5510
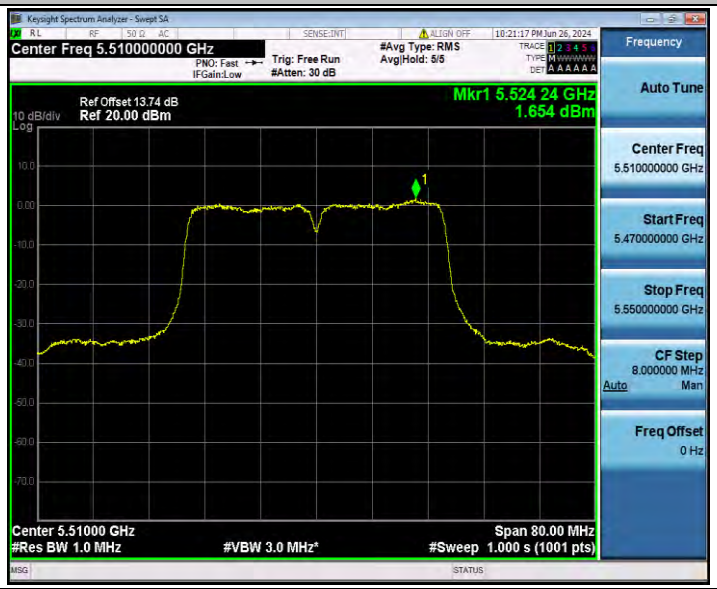
11N40SISO_Ant2_5590

11N40SISO_Ant2_5670

11AC20SISO_Ant2_5500

11AC20SISO_Ant2_5580
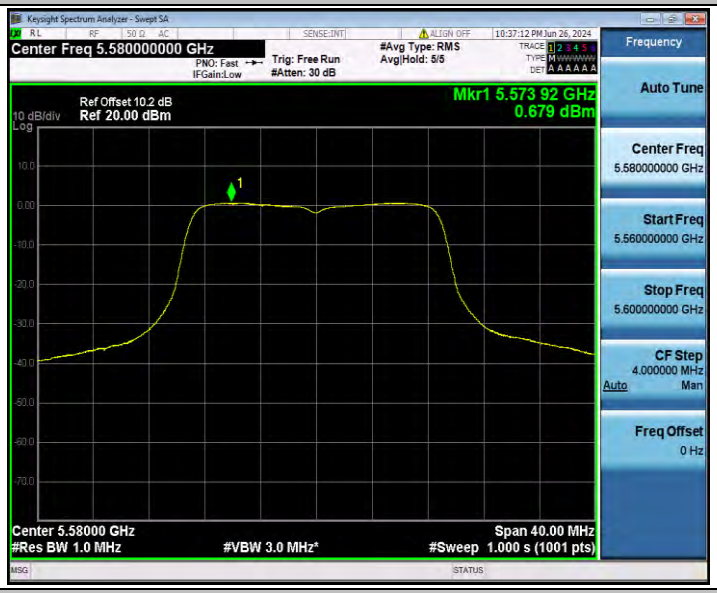
11AC20SISO_Ant2_5700
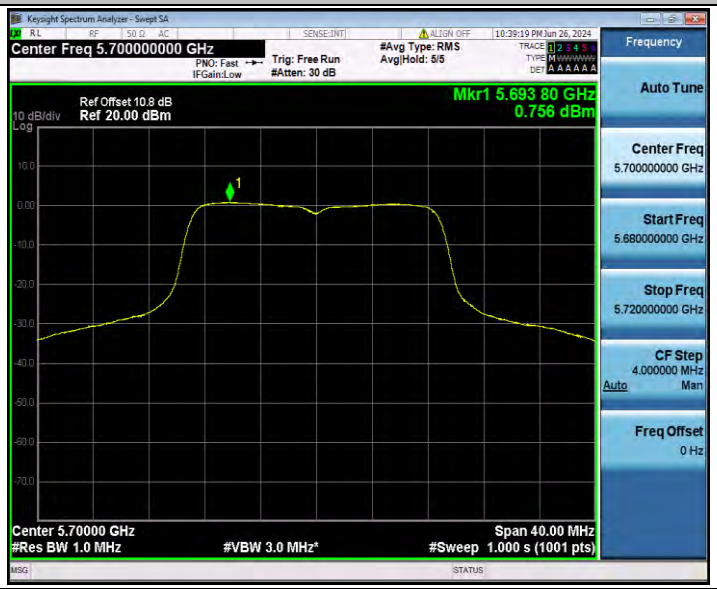
11AC40SISO_Ant2_5510

11AC40SISO_Ant2_5590

11AC40SISO_Ant2_5670

11AC80SISO_Ant2_5530

11AC80SISO_Ant2_5610