Appendix F.6: Band edge measurements

Test Result B3

TestMode	Antenna	ChName	Freq(MHz)	Result[dBm]	Limit[dBm]	Verdict
11A	Ant2	Low	5500	-33.91	≤-27	PASS
		High	5700	-27.01	≤-27	PASS
11N20SISO	Ant2	Low	5500	-32.24	≤-27	PASS
		High	5700	-32.67	≤-27	PASS
11N40SISO	Ant2	Low	5510	-28.94	≤-27	PASS
		High	5670	-31.29	≤-27	PASS
11AC20SISO	Ant2	Low	5500	-37.44	≤-27	PASS
		High	5700	-33.6	≤-27	PASS
11AC40SISO	Ant2	Low	5510	-31.65	≤-27	PASS
		High	5670	-33.96	≤-27	PASS
11AC80SISO	Ant2	Low	5530	-28.13	≤-27	PASS
		High	5610	-36.47	≤-27	PASS

Test Graphs B3

11A_Ant2_Low_5500

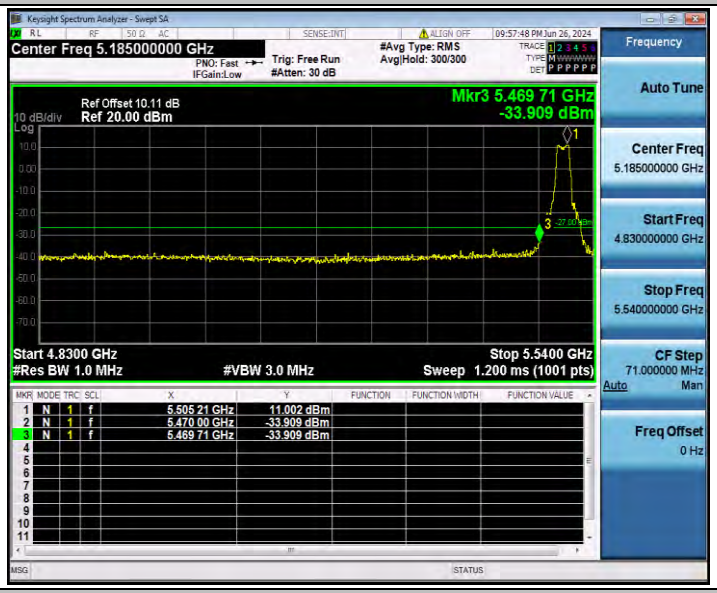

11A_Ant2_High_5700

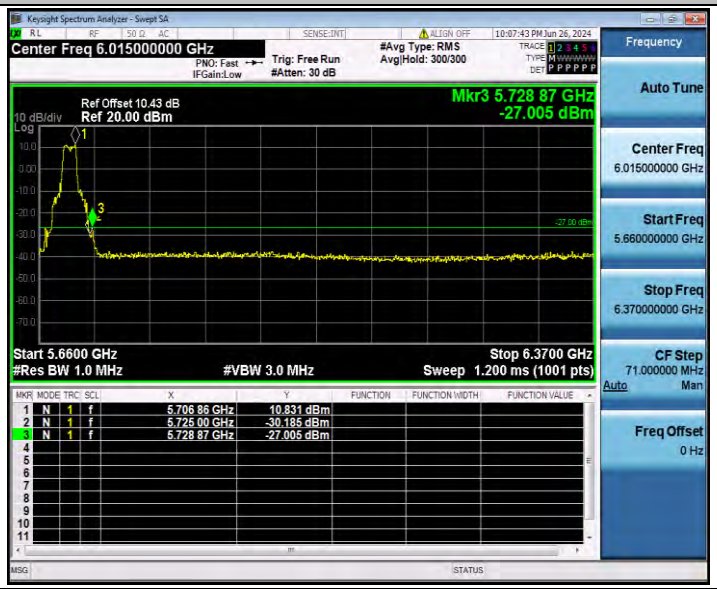

11N20SISO_Ant2_Low_5500

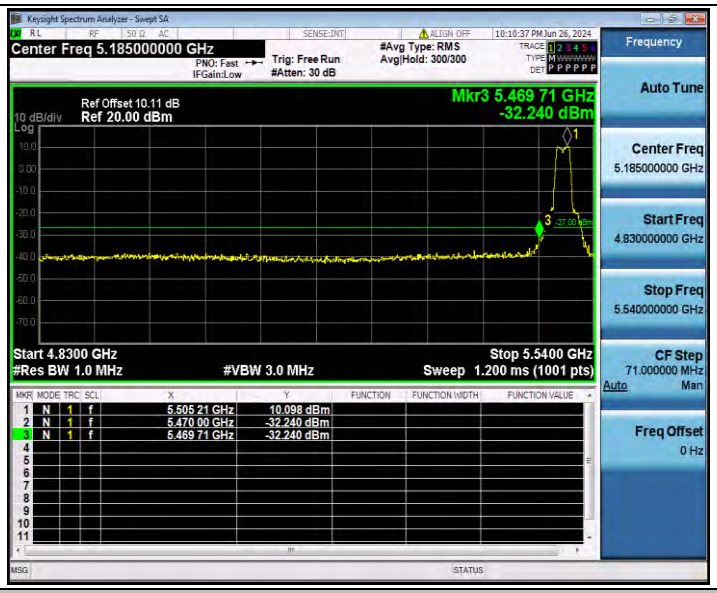

11N20SISO_Ant2_High_5700

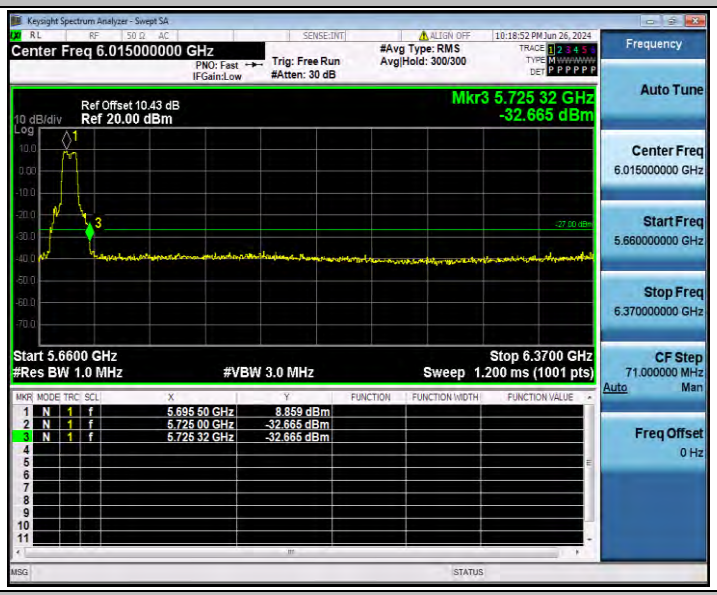

11N40SISO_Ant2_Low_5510

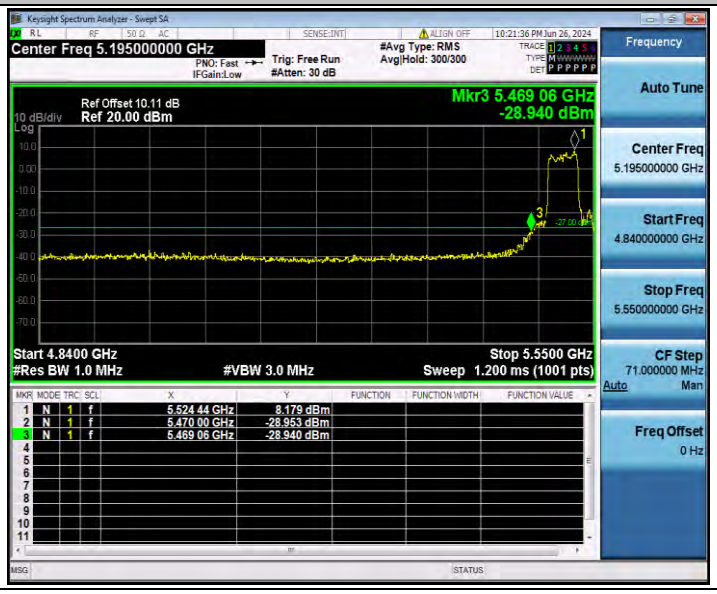

11N40SISO_Ant2_High_5670

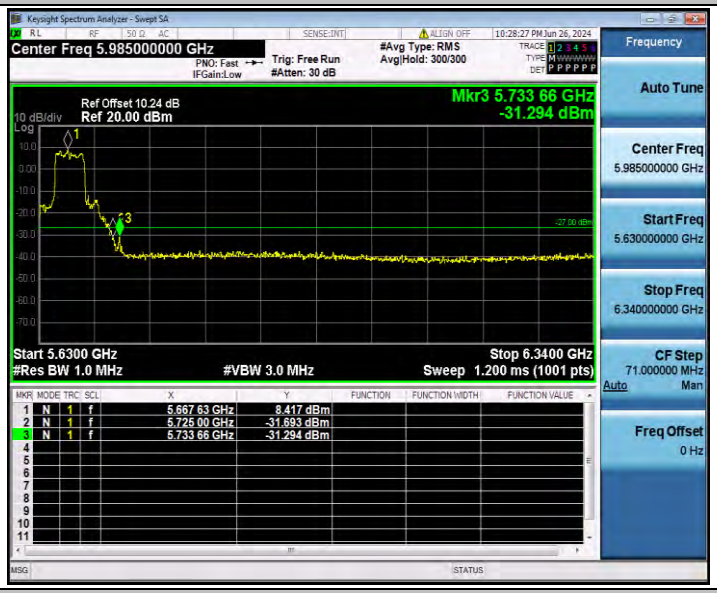

11AC20SISO_Ant2_Low_5500

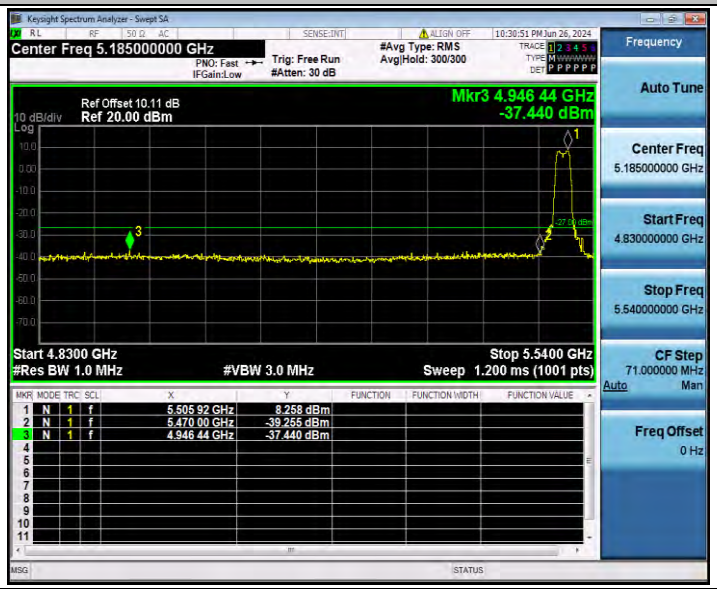

11AC20SISO_Ant2_High_5700

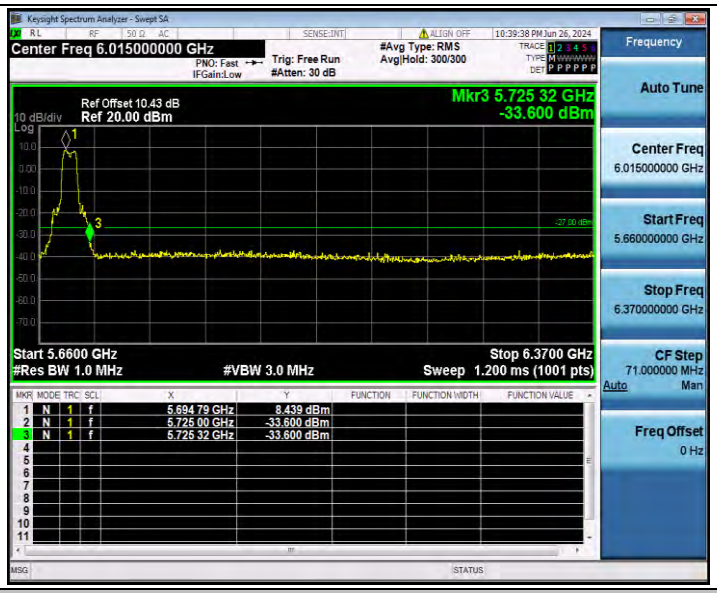

11AC40SISO_Ant2_Low_5510

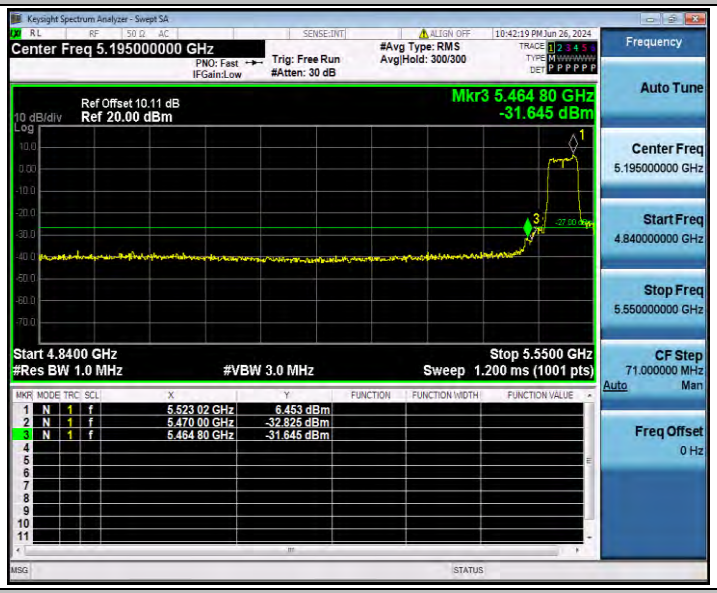

11AC40SISO_Ant2_High_5670

11AC80SISO_Ant2_Low_5530

11AC80SISO_Ant2_High_5610

Appendix F.7: Conducted Spurious Emission

Test Result

TestMode	Antenna	Freq(MHz)	FreqRange [MHz]	Max. Fre [MHz]	Max. Level [dBm]	Limit [dBm]	Verdict
11A	Ant2	5500	30~5460	826.94	-33.54	≤-27	PASS
			5735~27000	24282.33	-37.09	≤-27	PASS
		5580	30~5460	5432.31	-45.25	≤-27	PASS
			5735~27000	24811.12	-37.46	≤-27	PASS
		5700	30~5460	1762.35	-30.49	≤-27	PASS
			5735~27000	24217.12	-37.23	≤-27	PASS
11N20SISO	Ant2	5500	30~5460	5457.29	-42.19	≤-27	PASS
			5735~27000	24840.18	-37.18	≤-27	PASS
		5580	30~5460	5451.86	-45.28	≤-27	PASS
			5735~27000	24247.6	-37.26	≤-27	PASS
		5700	30~5460	1757.46	-43.79	≤-27	PASS
			5735~27000	24383.7	-37.05	≤-27	PASS
11N40SISO	Ant2	5510	30~5460	5459.64	-35.12	≤-27	PASS
			5735~27000	26581.08	-37.53	≤-27	PASS
		5590	30~5460	5361.72	-46.12	≤-27	PASS
			5735~27000	26490.35	-37.13	≤-27	PASS
		5670	30~5460	5443.71	-45.24	≤-27	PASS
			5735~27000	5736.42	-35.96	≤-27	PASS
11AC20SISO	Ant2	5500	30~5460	5445.7	-45.67	≤-27	PASS
			5735~27000	24247.6	-37.15	≤-27	PASS
		5580	30~5460	5454.39	-46	≤-27	PASS
			5735~27000	24271.7	-37.3	≤-27	PASS
		5700	30~5460	5458.73	-45.28	≤-27	PASS
			5735~27000	24271.7	-36.59	≤-27	PASS
11AC40SISO	Ant2	5510	30~5460	5458.19	-36.23	≤-27	PASS
			5735~27000	24263.19	-37.58	≤-27	PASS
		5590	30~5460	2674.77	-46.43	≤-27	PASS
			5735~27000	26922.03	-37.98	≤-27	PASS
		5670	30~5460	5442.81	-44.11	≤-27	PASS
			5735~27000	25559.65	-36.83	≤-27	PASS
11AC80SISO	Ant2	5530	30~5460	5440.81	-29.63	≤-27	PASS
			5735~27000	26533.59	-37.48	≤-27	PASS
		5610	30~5460	5460	-43.42	≤-27	PASS
			5735~27000	25160.58	-37.29	≤-27	PASS

Test Graphs

11A_Ant2_5500_30~5460

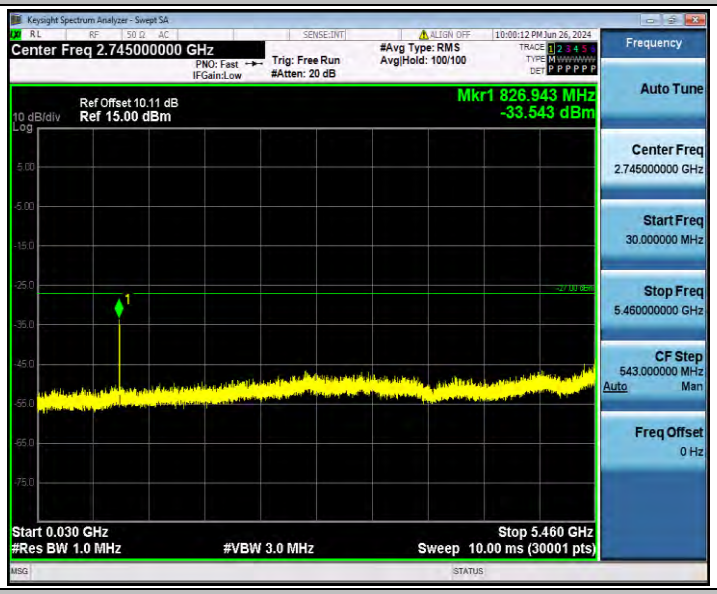

11A_Ant2_5500_5735~27000

11A_Ant2_5580_30~5460

11A_Ant2_5580_5735~27000

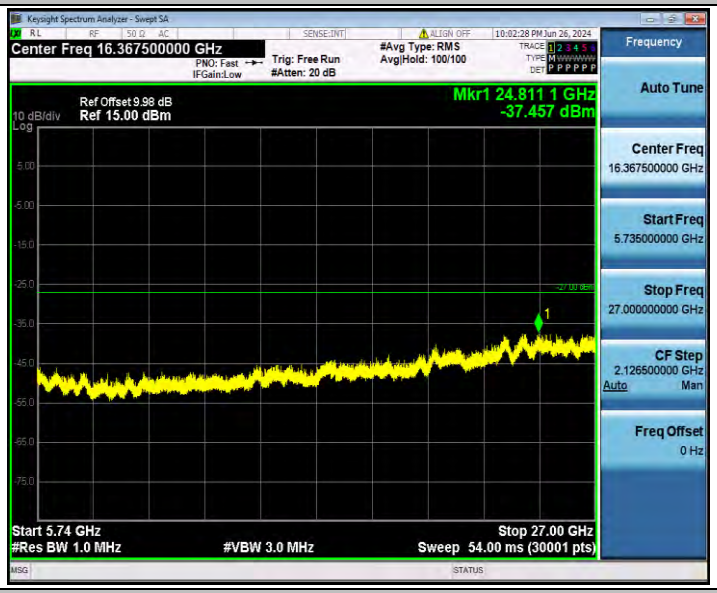

11A_Ant2_5700_30~5460

11A_Ant2_5700_5735~27000

11N20SISO_Ant2_5500_30~5460

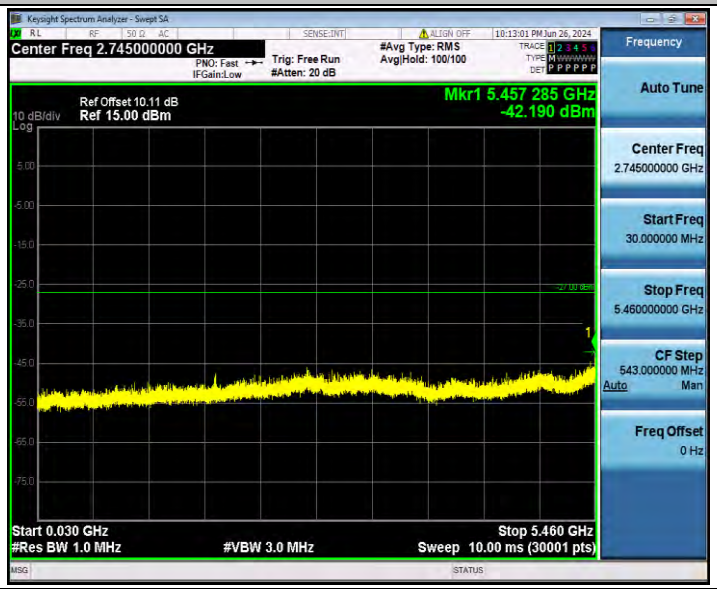

11N20SISO_Ant2_5500_5735~27000

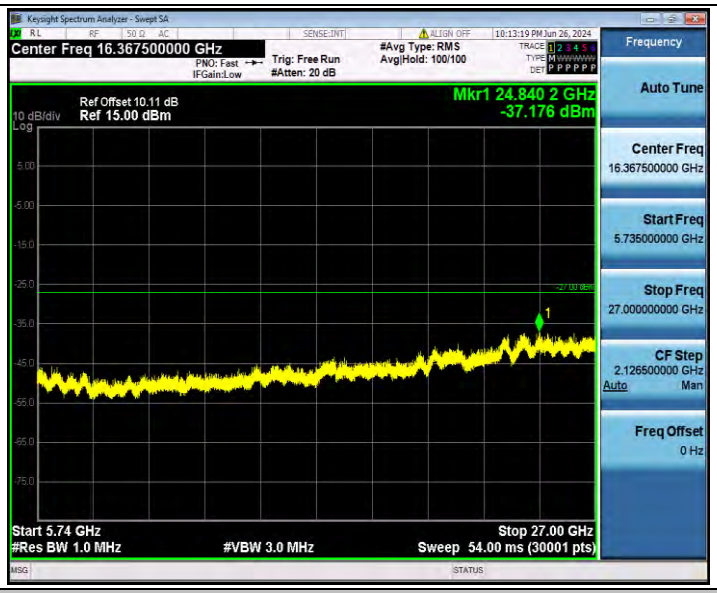

11N20SISO_Ant2_5580_30~5460

11N20SISO_Ant2_5580_5735~27000

11N20SISO_Ant2_5700_30~5460

11N20SISO_Ant2_5700_5735~27000

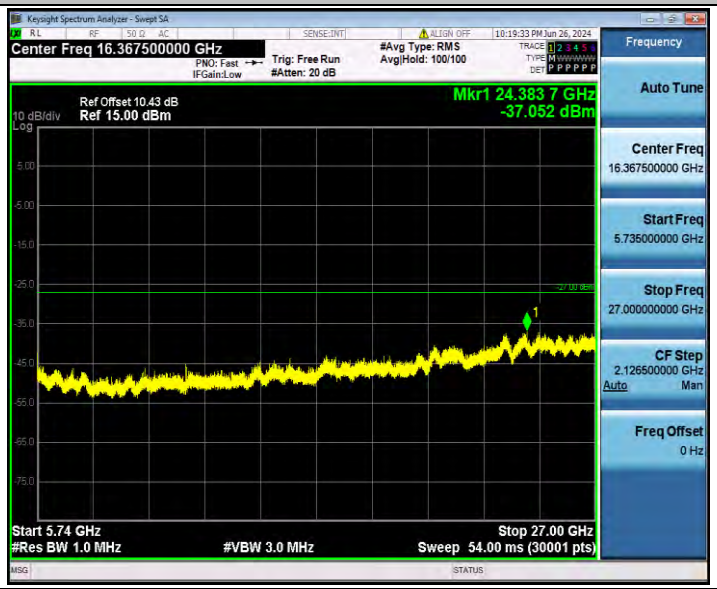

11N40SISO_Ant2_5510_30~5460

11N40SISO_Ant2_5510_5735~27000

11N40SISO_Ant2_5590_30~5460

11N40SISO_Ant2_5590_5735~27000

11N40SISO_Ant2_5670_30~5460

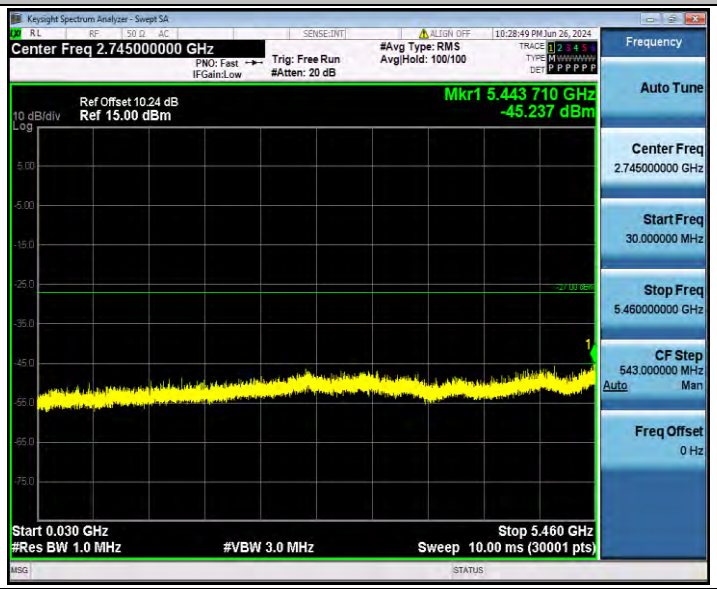

11N40SISO_Ant2_5670_5735~27000

11AC20SISO_Ant2_5500_30~5460

11AC20SISO_Ant2_5500_5735~27000

11AC20SISO_Ant2_5580_30~5460

11AC20SISO_Ant2_5580_5735~27000

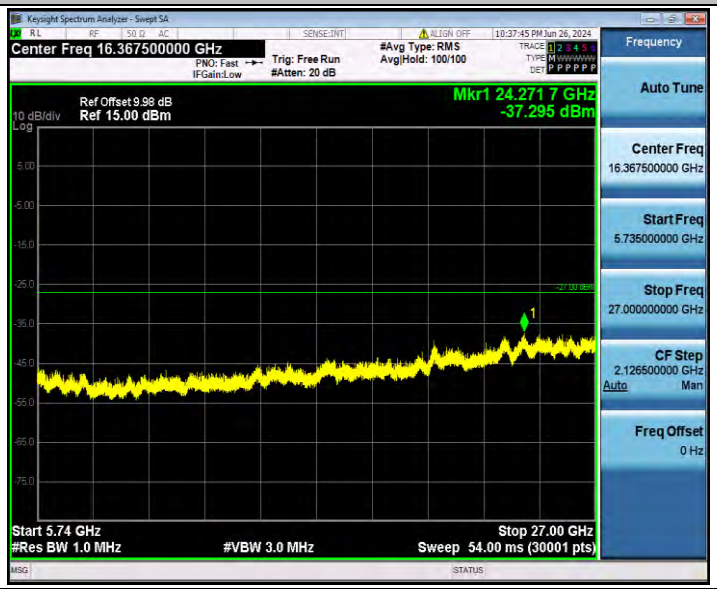

11AC20SISO_Ant2_5700_30~5460

11AC20SISO_Ant2_5700_5735~27000

11AC40SISO_Ant2_5510_30~5460

11AC40SISO_Ant2_5510_5735~27000

11AC40SISO_Ant2_5590_30~5460

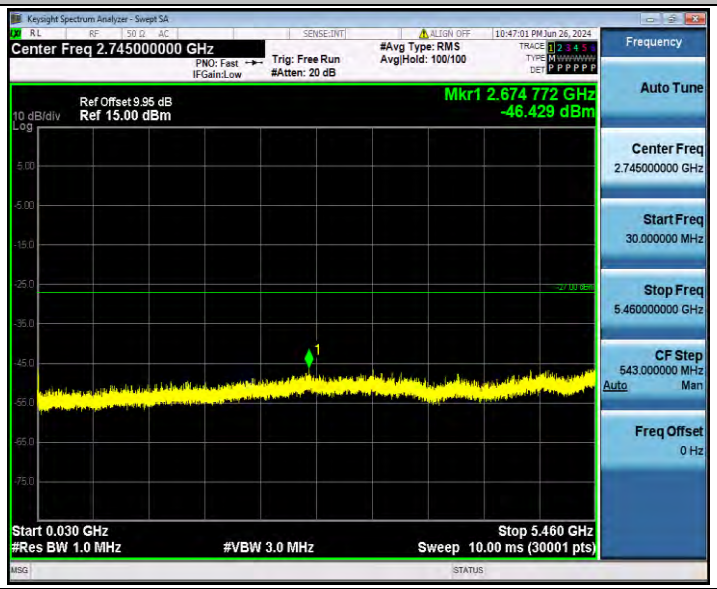

11AC40SISO_Ant2_5590_5735~27000

11AC40SISO_Ant2_5670_30~5460

11AC40SISO_Ant2_5670_5735~27000

11AC80SISO_Ant2_5530_30~5460

11AC80SISO_Ant2_5530_5735~27000

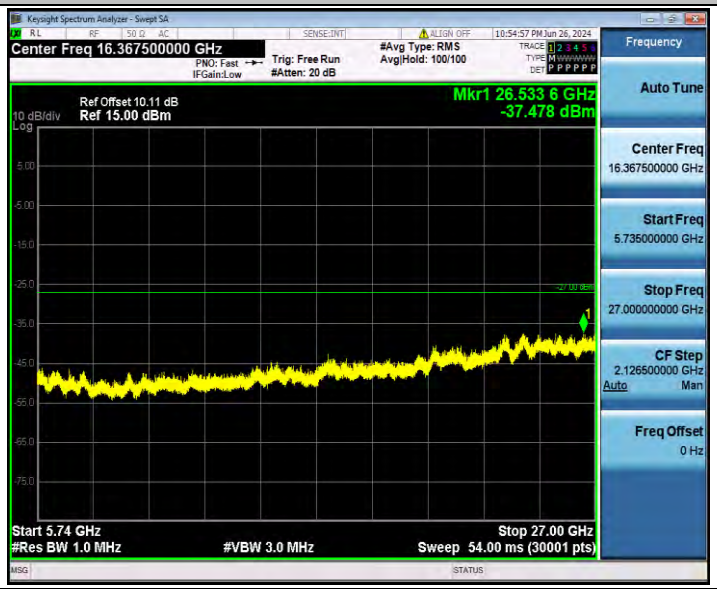

11AC80SISO_Ant2_5610_30~5460

11AC80SISO_Ant2_5610_5735~27000

Appendix F.8: Emissions in Restricted Bands

Test Result

TestMode	Antenna	ChName	Freq(MHz)	Detector	Freq [MHz]	Result [dBm]	Limit [dBm]	Result [dBuV/m]	Limit [dBuV/m]	Verdict
11A	Ant2	Low	5500	AV	5350.000	-46.72	≤-41.20	48.48	≤54	PASS
				AV	5459.770	-45.35	≤-41.20	49.85	≤54	PASS
				AV	5460.000	-45.35	≤-41.20	49.85	≤54	PASS
				Peak	5350.000	-41.7	≤-21.20	53.50	≤74	PASS
				Peak	5451.250	-37.62	≤-21.20	57.58	≤74	PASS
				Peak	5460.000	-41.61	≤-21.20	53.59	≤74	PASS
11N20SISO	Ant2	Low	5500	AV	5350.000	-46.72	≤-41.20	48.48	≤54	PASS
				AV	5459.770	-45.26	≤-41.20	49.94	≤54	PASS
				AV	5460.000	-45.26	≤-41.20	49.94	≤54	PASS
				Peak	5350.000	-42.53	≤-21.20	52.67	≤74	PASS
				Peak	5446.280	-38.15	≤-21.20	57.05	≤74	PASS
				Peak	5460.000	-40.73	≤-21.20	54.47	≤74	PASS
11N40SISO	Ant2	Low	5510	AV	5350.000	-46.8	≤-41.20	48.40	≤54	PASS
				AV	5459.830	-42.79	≤-41.20	52.41	≤54	PASS
				AV	5460.000	-42.79	≤-41.20	52.41	≤54	PASS
				Peak	5350.000	-46.67	≤-21.20	48.53	≤74	PASS
				Peak	5454.860	-34.14	≤-21.20	61.06	≤74	PASS
				Peak	5460.000	-40.6	≤-21.20	54.60	≤74	PASS
11AC20SISO	Ant2	Low	5500	AV	5350.000	-46.81	≤-41.20	48.39	≤54	PASS
				AV	5456.930	-45.7	≤-41.20	49.50	≤54	PASS
				AV	5460.000	-45.73	≤-41.20	49.47	≤54	PASS
				Peak	5350.000	-46.53	≤-21.20	48.67	≤74	PASS
				Peak	5451.960	-36.82	≤-21.20	58.38	≤74	PASS
				Peak	5460.000	-42.38	≤-21.20	52.82	≤74	PASS
11AC40SISO	Ant2	Low	5510	AV	5350.000	-46.71	≤-41.20	48.49	≤54	PASS
				AV	5459.830	-43.68	≤-41.20	51.52	≤54	PASS
				AV	5460.000	-43.68	≤-41.20	51.52	≤54	PASS
				Peak	5350.000	-46.48	≤-21.20	48.72	≤74	PASS
				Peak	5412.970	-37.72	≤-21.20	57.48	≤74	PASS
				Peak	5460.000	-41.25	≤-21.20	53.95	≤74	PASS
11AC80SISO	Ant2	Low	5530	AV	5350.000	-46.8	≤-41.20	48.40	≤54	PASS
				AV	5459.950	-42.46	≤-41.20	52.74	≤54	PASS
				AV	5460.000	-42.46	≤-41.20	52.74	≤54	PASS
				Peak	5350.000	-46.93	≤-21.20	48.27	≤74	PASS
				Peak	5455.690	-34.25	≤-21.20	60.95	≤74	PASS
				Peak	5460.000	-39.79	≤-21.20	55.41	≤74	PASS

Note：

1. The Antenna Gain is compensated in the graph.
2. The Duty Cycle Factor and RBW Factor is compensated in the graph.
3. For transmitters operating in 5150-5350 GHz band and 5470-5725 GHz band: The limit in dBm for average detector is conversion from 54dBuV/m, according to 15.209(a). The limit in dBm for peak detector is 20dB above the limit of average detector in dBm.

Test Graphs

11A_Ant2_Low_5500_AV

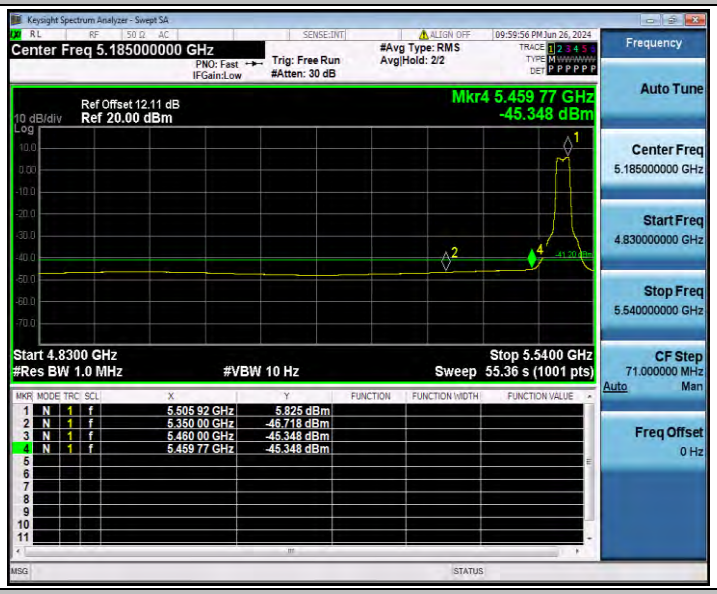

11A_Ant2_Low_5500_Peak

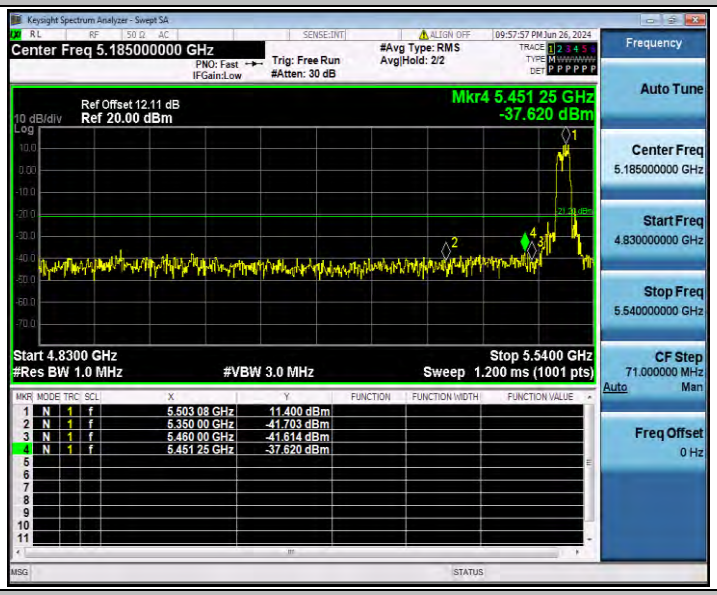

11N20SISO_Ant2_Low_5500_AV

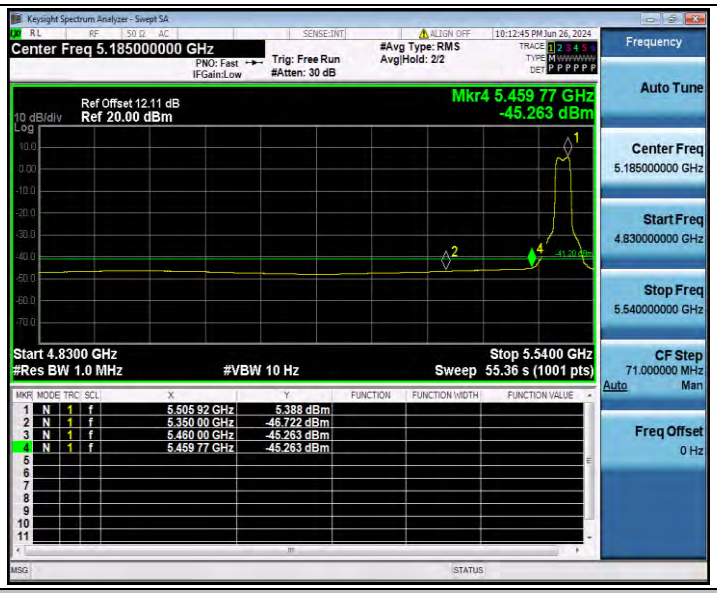

11N20SISO_Ant2_Low_5500_Peak

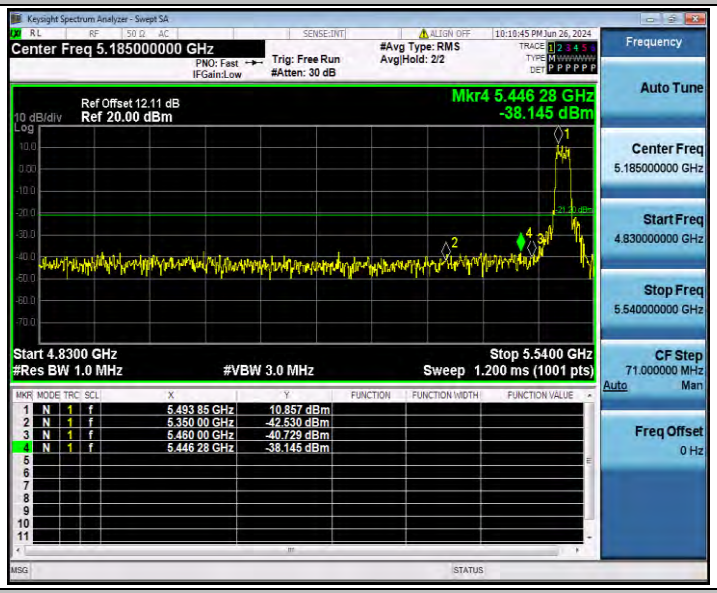

11N40SISO_Ant2_Low_5510_AV

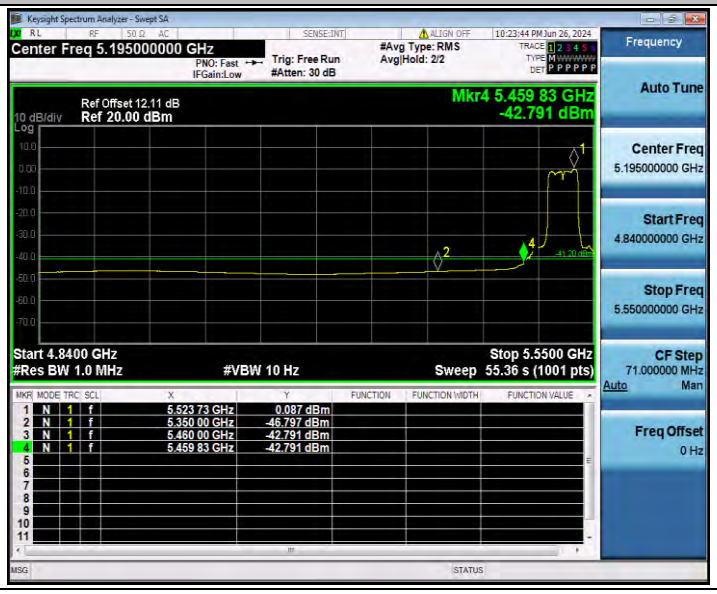

11N40SISO_Ant2_Low_5510_Peak

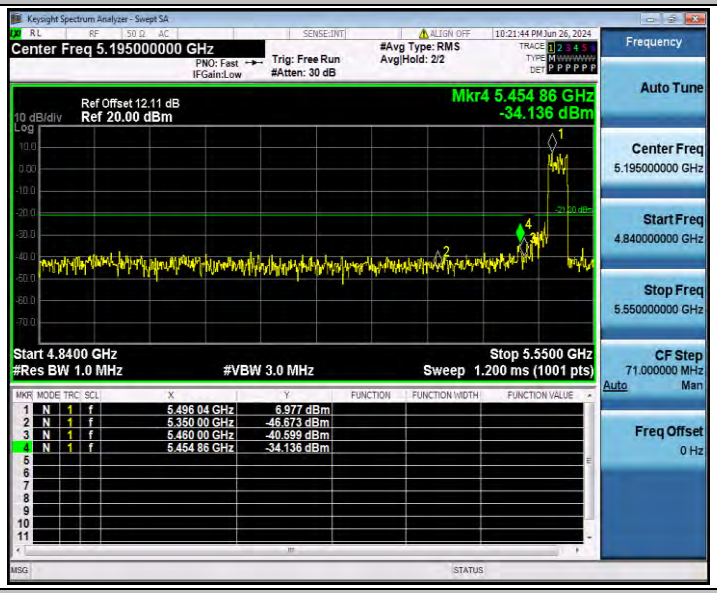

11AC20SISO_Ant2_Low_5500_AV

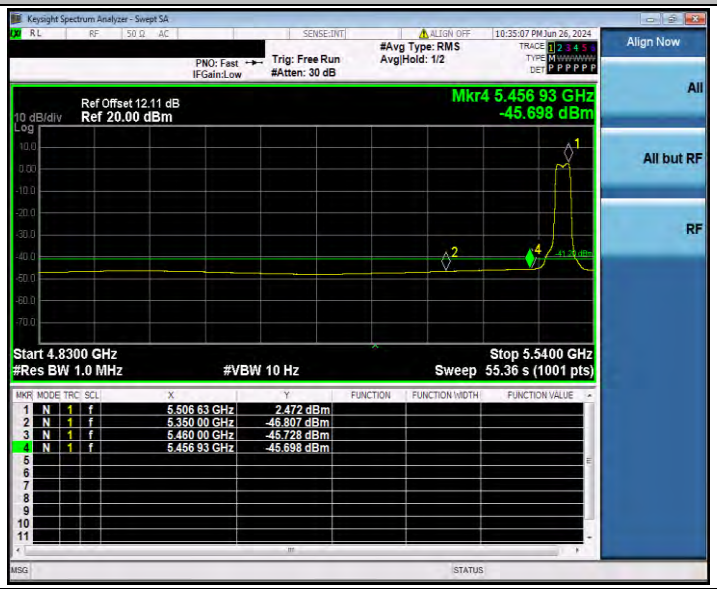

11AC20SISO_Ant2_Low_5500_Peak

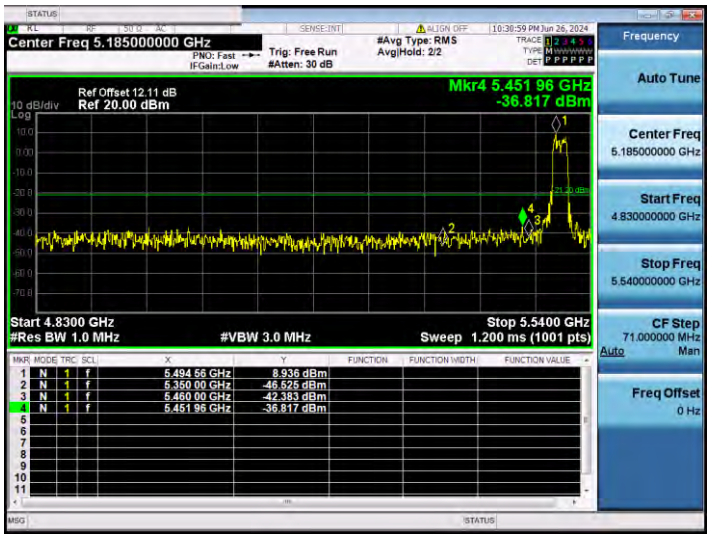

11AC40SISO_Ant2_Low_5510_AV

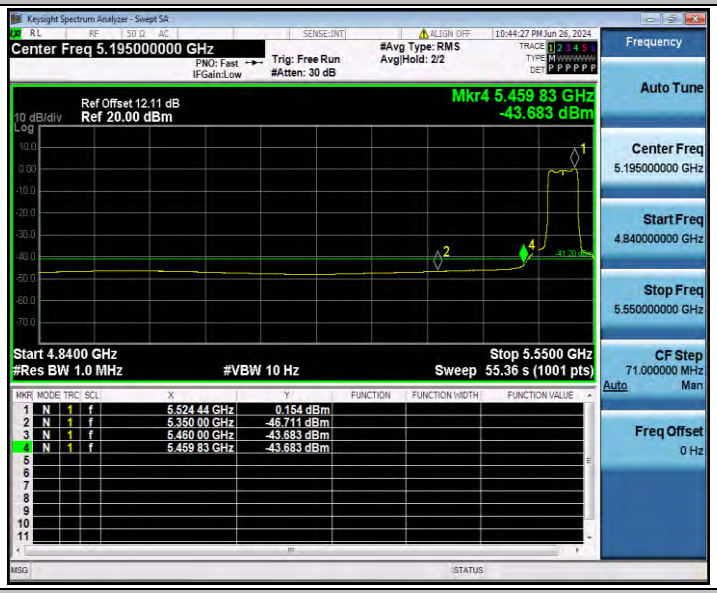

11AC40SISO_Ant2_Low_5510_Peak

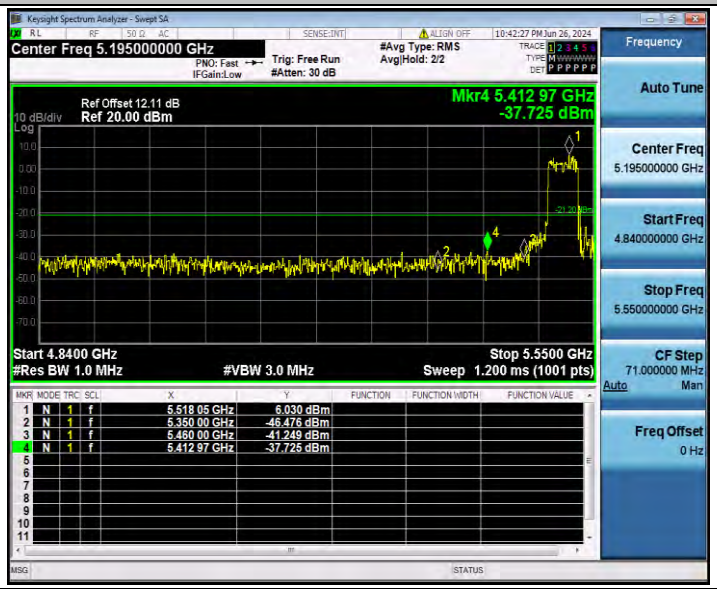

11AC80SISO_Ant2_Low_5530_AV

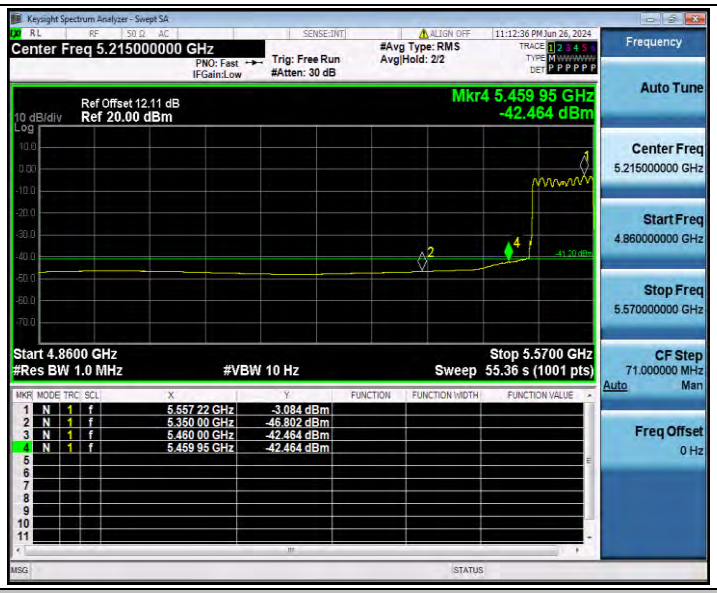
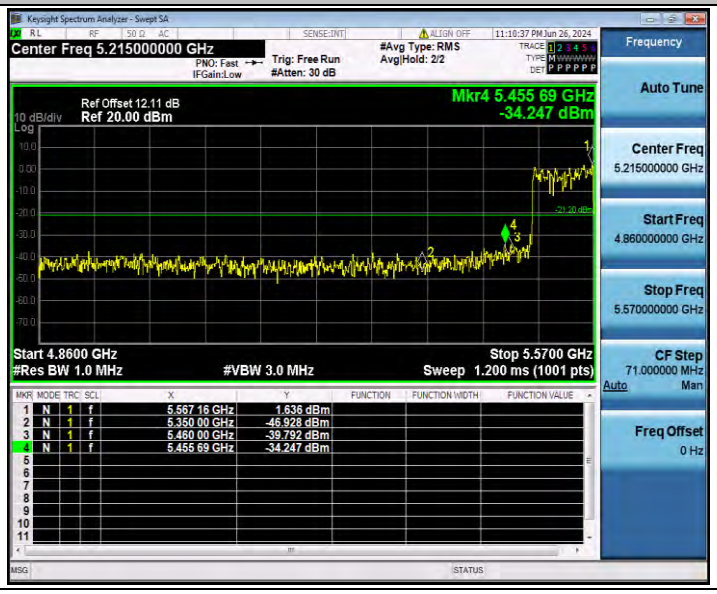
11AC80SISO_Ant2_Low_5530_Peak