6. 6DB BANDWIDTH TEST

6.1 APPLIED PROCEDURES / LIMIT

FCC Part15 (15.247) , Subpart C				
Section	Test Item	Limit	Frequency Range(MHz)	Result
15.247(a)(2)	Bandwidth	>= 500KHz (6dB bandwidth)	2400-2483.5	PASS

6.1.1 TEST PROCEDURE

1. Set RBW = 100 kHz.
2. Set the video bandwidth (VBW) ≥RBW.
3. Detector = Peak.
4. Trace mode = max hold.
5. Sweep = auto couple.
6. Allow the trace to stabilize.
7. Measure the maximum width of the emission that is constrained by the frequencies associated with the two outermost amplitude points (upper and lower frequencies) that are attenuated by 20 dB relative to the maximum level measured in the fundamental emission.

6.1.2 DEVIATION FROM STANDARD

No deviation.

6.1.3 TEST SETUP



6.1.4 EUT OPERATION CONDITIONS

The EUT tested system was configured as the statements of 2.3 Unless otherwise a special operating condition is specified in the follows during the testing.

6.1.5 TEST RESULTS

	Test Channel	6dB Bandwidth (MHz)	Limit (MHz)	Result
802.11b	Low	8.734	0.5	Pass
	Middle	7.401	0.5	Pass
	High	7.172	0.5	Pass
802.11g	Low	15.771	0.5	Pass
	Middle	15.084	0.5	Pass
	High	15.071	0.5	Pass
802.11n HT20	Low	15.115	0.5	Pass
	Middle	15.669	0.5	Pass
	High	10.924	0.5	Pass
802.11n HT40	Low	23.762	0.5	Pass
	Middle	34.784	0.5	Pass
	High	35.032	0.5	Pass

802.11b	802.11g
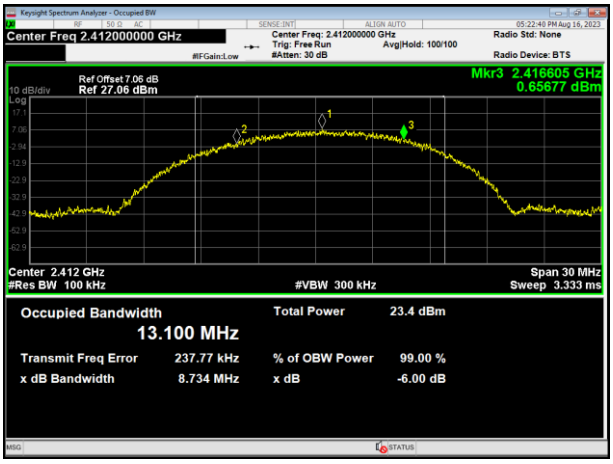	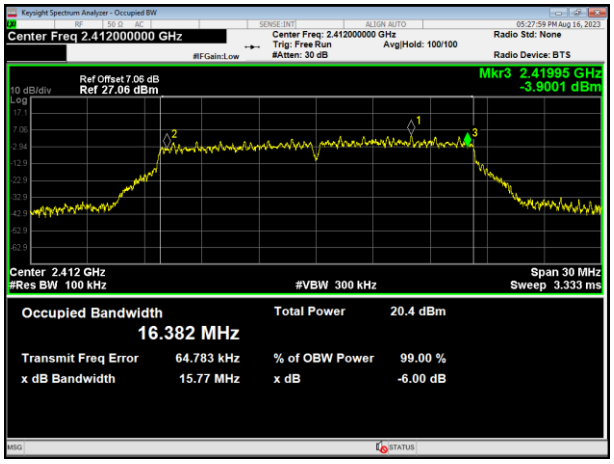
2412MHz	2412MHz
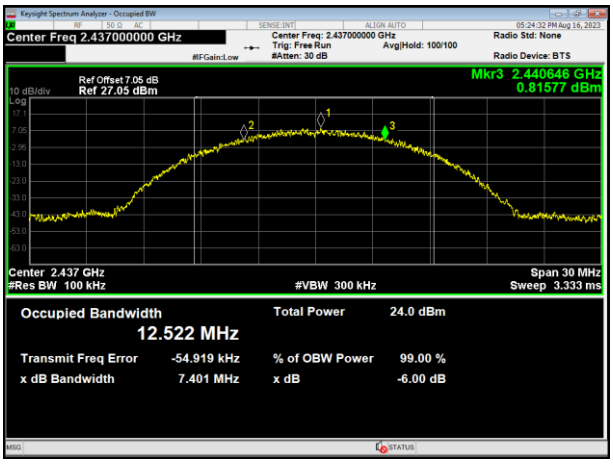	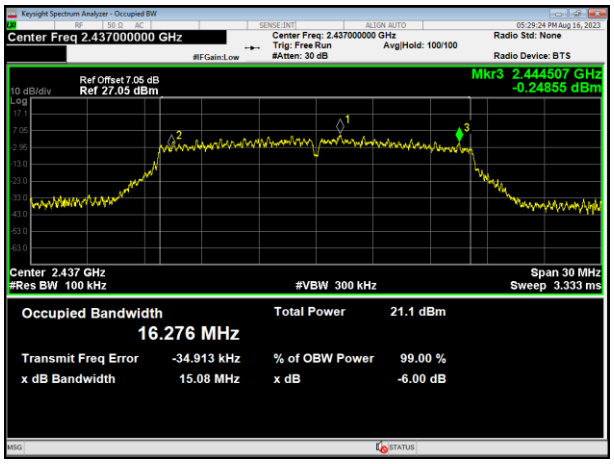
2437MHz	2437MHz
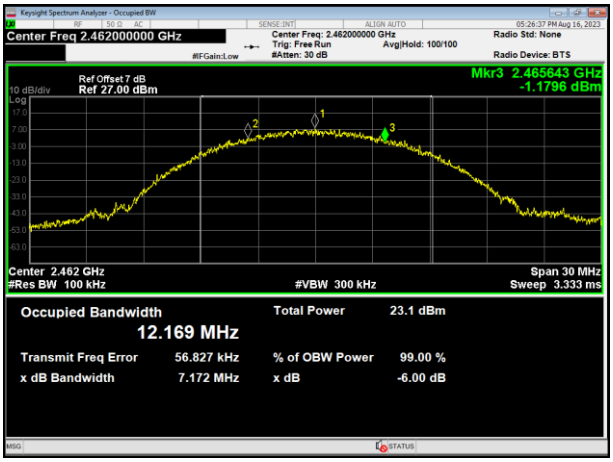	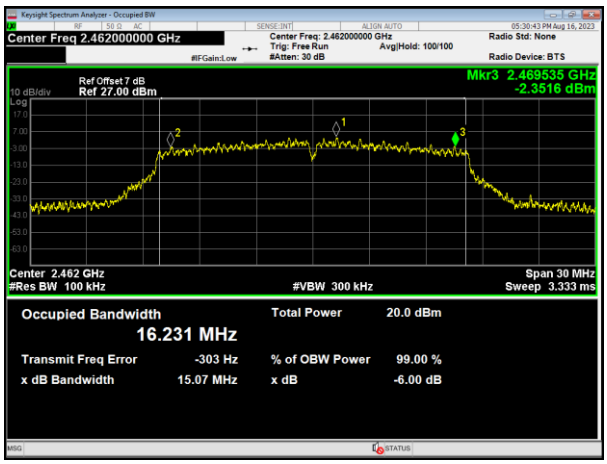
2462MHz	2462MHz

802.11n HT20	802.11n HT40
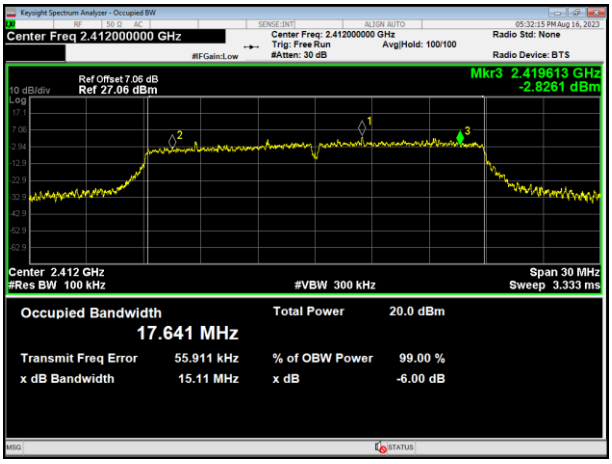	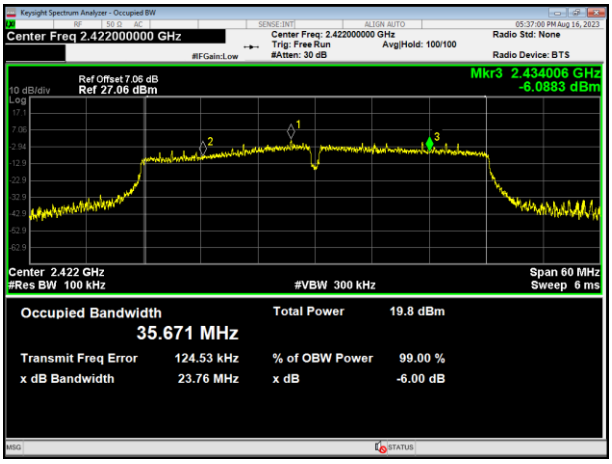
2412MHz	2422MHz
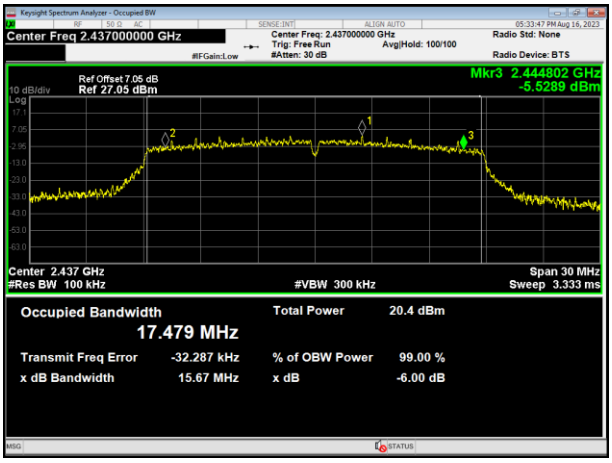	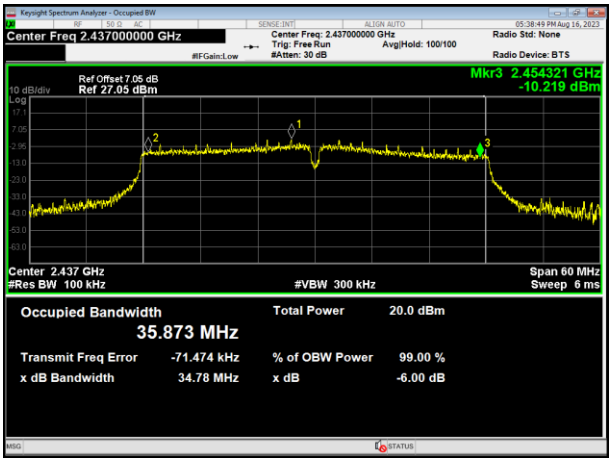
2437MHz	2437MHz
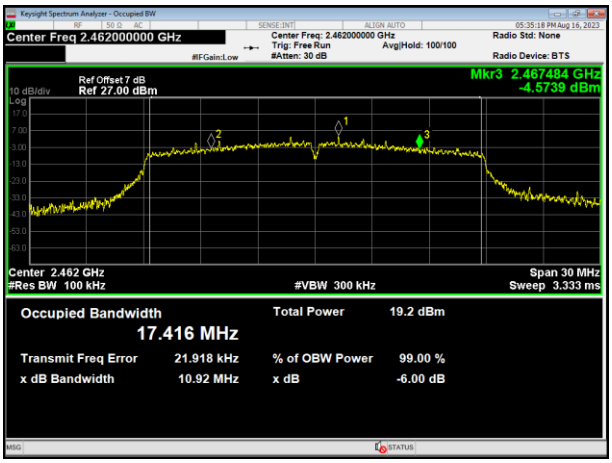	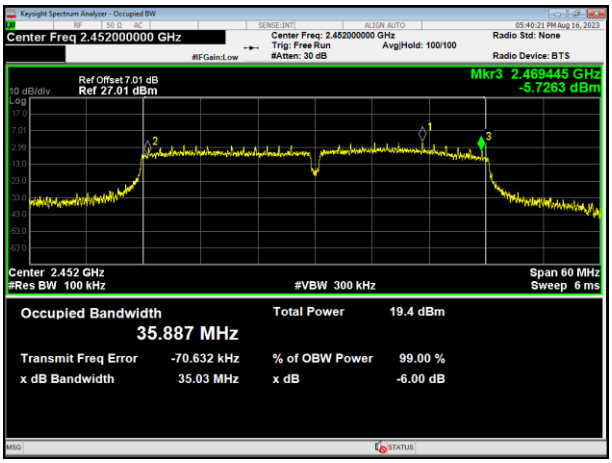
2462MHz	2452MHz

7. ANTENNA REQUIREMENT

7.1 STANDARD REQUIREMENT

15.203 requirement: For intentional device, according to 15.203: an intentional radiator shall be designed to ensure that no antenna other than that furnished by the responsible party shall be used with the device.

7.2 EUT ANTENNA

The EUT antenna is Internal Antenna, It comply with the standard requirement.

8. TEST SEUUP PHOTO

Radiated Measurement Photos





Conducted Measurement Photos

9. EUT PHOTO











PSL 18650-2000mAh 3.7V 7.4Wh
PSL 18650-2000mAh 3.7V 7.4Wh




BYF37-X- V01
内置天线
mm


mm











※※※※※ **END OF REPORT** ※※※※※