FCC ID: 2BCSQ-AEM301
Product Name:Mouse
Model:AEM301

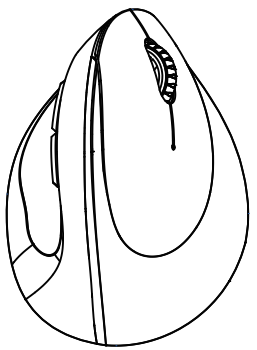

Product Function

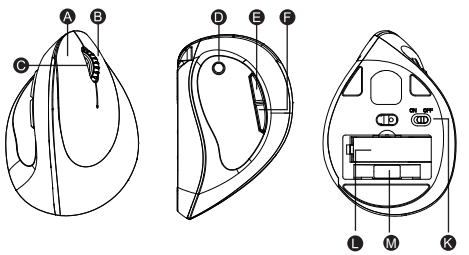

- A Left Button
- B Right Button
- C Scroll Wheel
- D DPI Switch Button
- E Forward Button
- F Backward Button
- J Mode Switch Button
- K Power Switch
- L Battery Storage
- M USB Receiver

2.4G Connection

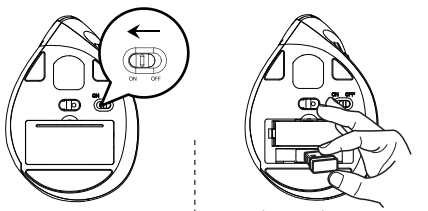

1. Slide the power switch to “ON”.
2. Take out the USB receiver.
3. Plug the USB Receiver into the USB port.



Main Specifications

Engine: Optical
Mouse DPI: 800/1200/1600 dpi
Mouse Button Life: 5 million times click
Battery : AA1.5V
Mouse Size: 108.91x78.23x68.18mm
Mouse Weight: 85.0±5.0g

2.4GHz Transmission Main Specifications:
Transmission Distance: 10 meters
Working Voltage: 1.5 V
Working Current: 15mA
Mouse Polling Rate: 250Hz

System Requirement

2.4G : Windows XP, Win7/8/10, Mac OS systems

Package Contents

- 1 × Mouse
- 1 × USB Receiver

FCC warning:

This device complies with part 15 of the FCC Rules. Operation is subject to the following two conditions: (1) This device may not cause harmful interference, and (2) this device must accept any interference received, including interference that may cause undesired operation.

Any Changes or modifications not expressly approved by the party responsible for compliance could void the user's authority to operate the equipment.

Note: This equipment has been tested and found to comply with the limits for a Class B digital device, pursuant to part 15 of the FCC Rules. These limits are designed to provide reasonable protection against harmful interference in a residential installation. This equipment generates uses and can radiate radio frequency energy and, if not installed and used in accordance with the instructions, may cause harmful interference to radio communications. However, there is no guarantee that interference will not occur in a particular installation. If this equipment does cause harmful interference to radio or television reception, which can be determined by turning the equipment off and on, the user is encouraged to try to correct the interference by one or more of the following measures:

-Reorient or relocate the receiving antenna.

-Increase the separation between the equipment and receiver.

-Connect the equipment into an outlet on a circuit different from that to which the receiver is connected.

-Consult the dealer or an experienced radio/TV technician for help.

The device has been evaluated to meet general RF exposure requirement. The device can be used in portable exposure condition without restriction.