Appendix A

RF Test Data for BT (Conducted Measurement)

Product Name: Bluetooth Headset

Test Model: HA-BC01

Environmental Conditions

Temperature:	23.8°C
Relative Humidity:	52.1%
ATM Pressure:	100.0 kPa
Test Engineer:	Paddi Chen
Supervised by:	Ling Zhu

A.1 20dB Emission Bandwidth

Test Result

TestMode	Antenna	Channel	20db EBW[MHz]	FL[MHz]	FH[MHz]	Verdict
DH5	Ant1	2402	1.026	2401.472	2402.498	PASS
		2441	0.978	2440.514	2441.492	PASS
		2480	1.017	2479.475	2480.492	PASS
2DH5	Ant1	2402	1.320	2401.331	2402.651	PASS
		2441	1.296	2440.352	2441.648	PASS
		2480	1.290	2479.355	2480.645	PASS

Test Graphs

DH5_Ant1_2402

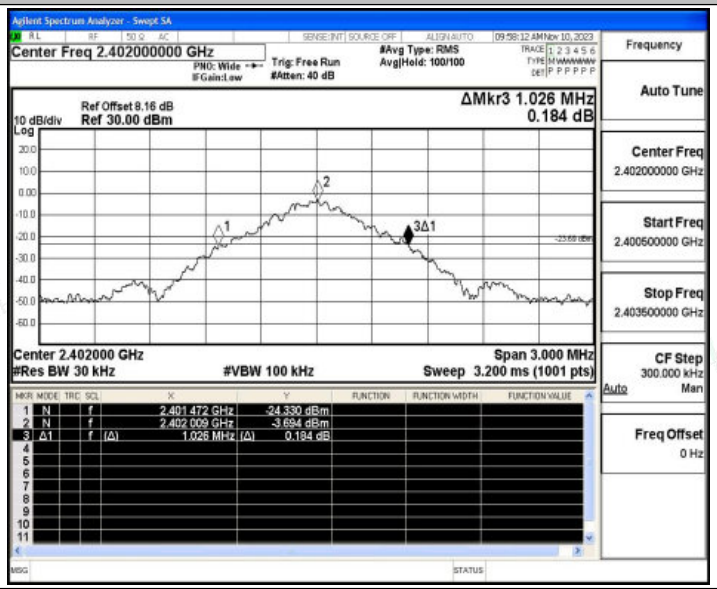

DH5_Ant1_2441

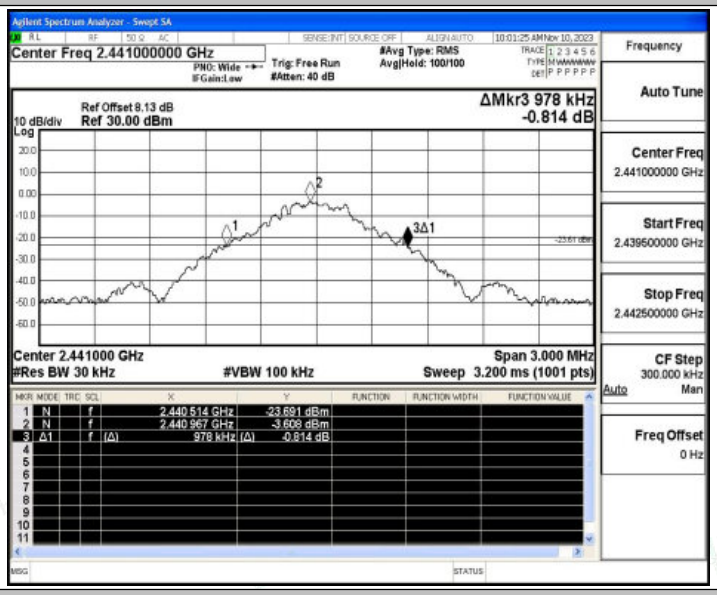

DH5_Ant1_2480

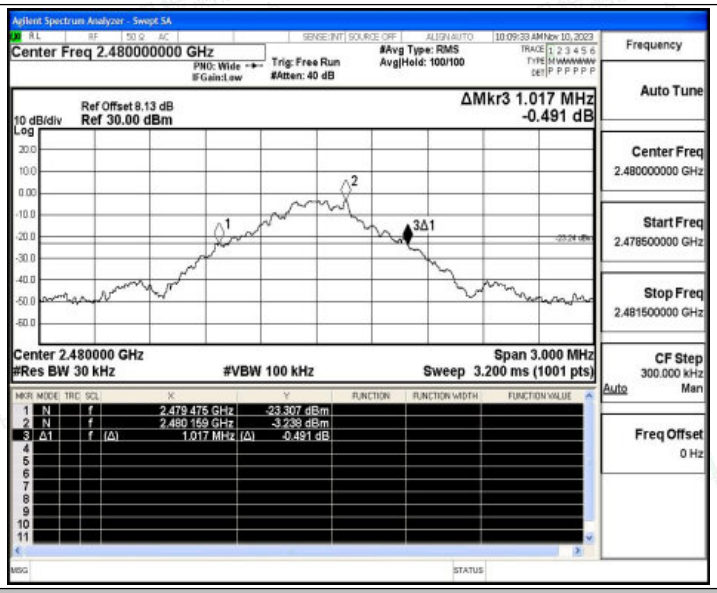

2DH5_Ant1_2402

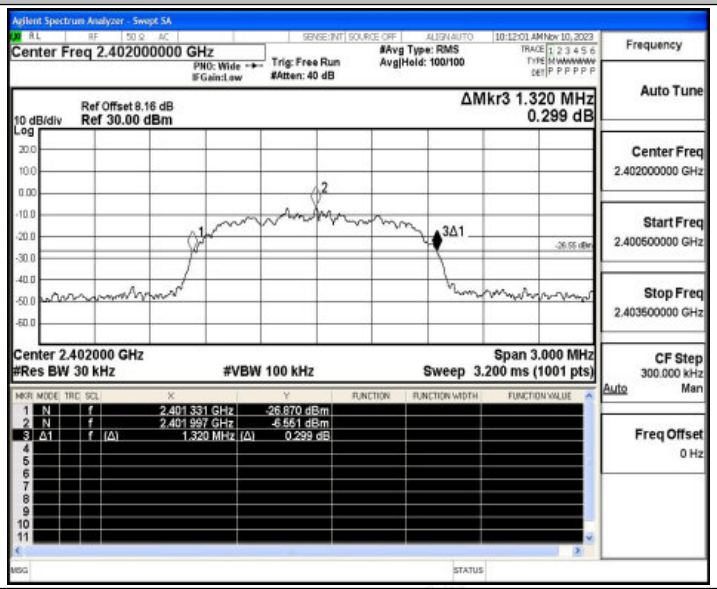

2DH5_Ant1_2441

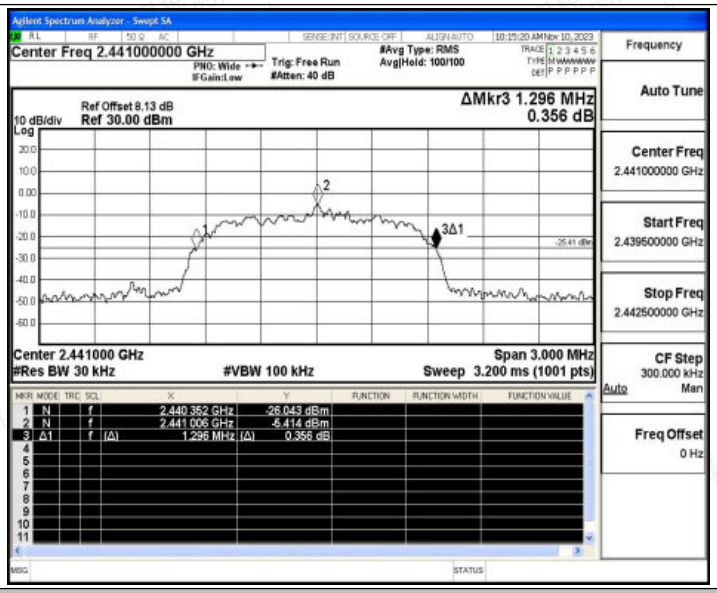

2DH5_Ant1_2480

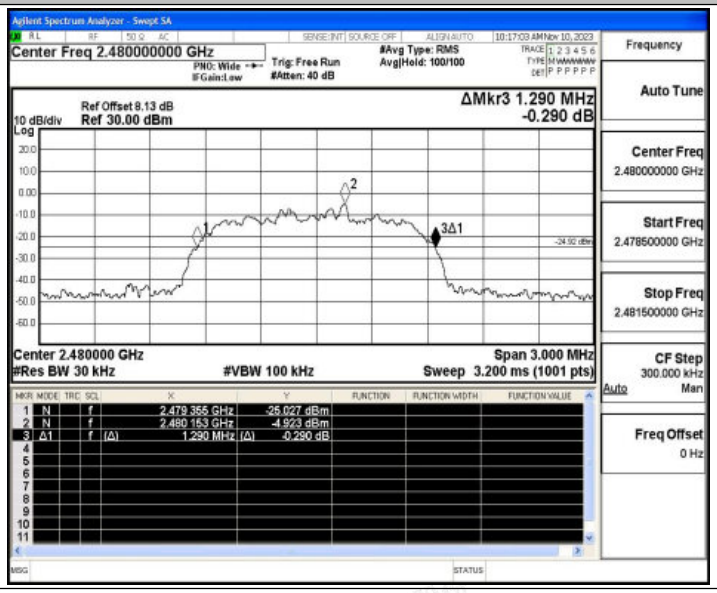

A.2 Maximum Peak Conducted Output Power

Test Result

TestMode	Antenna	Channel	Result[dBm]	Limit[dBm]	Verdict
DH5	Ant1	2402	-0.67	≤20.97	PASS
		2441	-0.52	≤20.97	PASS
		2480	-0.44	≤20.97	PASS
2DH5	Ant1	2402	-0.97	≤20.97	PASS
		2441	-0.54	≤20.97	PASS
		2480	-0.50	≤20.97	PASS

Test Graphs

DH5_Ant1_2402

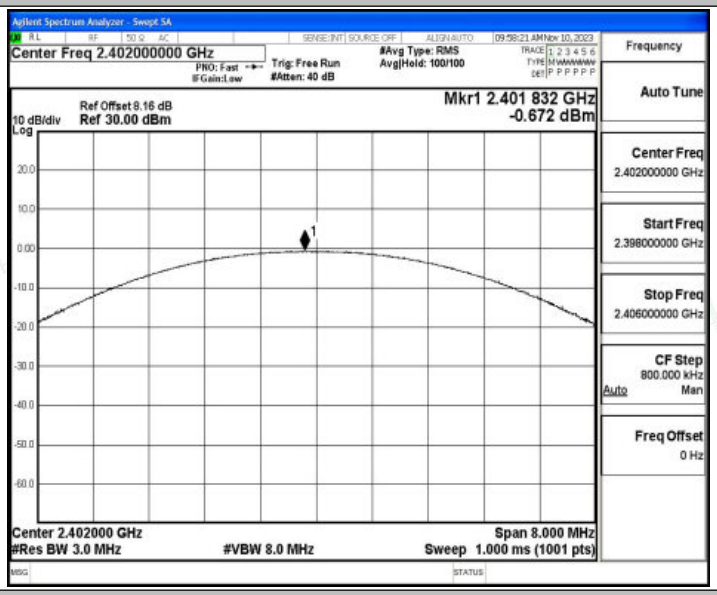

DH5_Ant1_2441

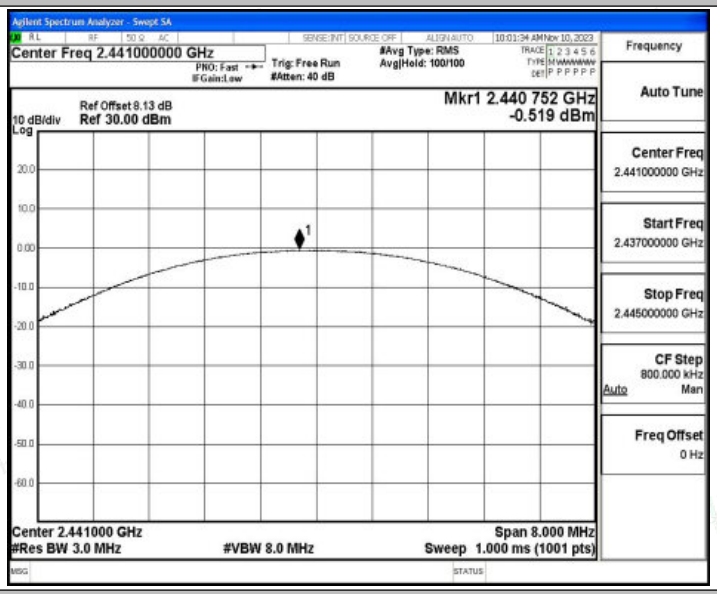

DH5_Ant1_2480

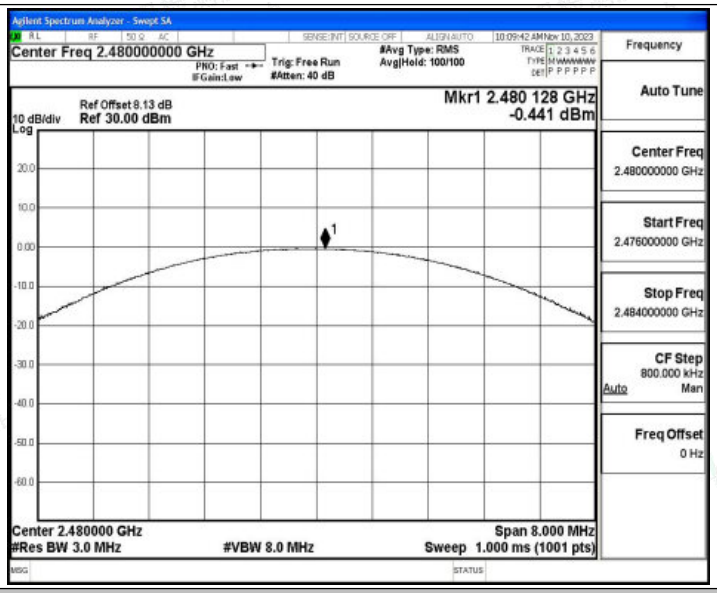

2DH5_Ant1_2402

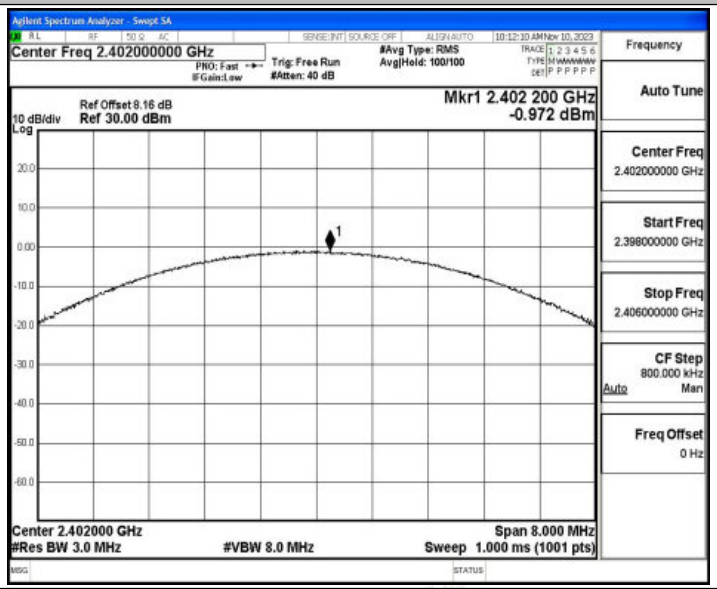

2DH5_Ant1_2441

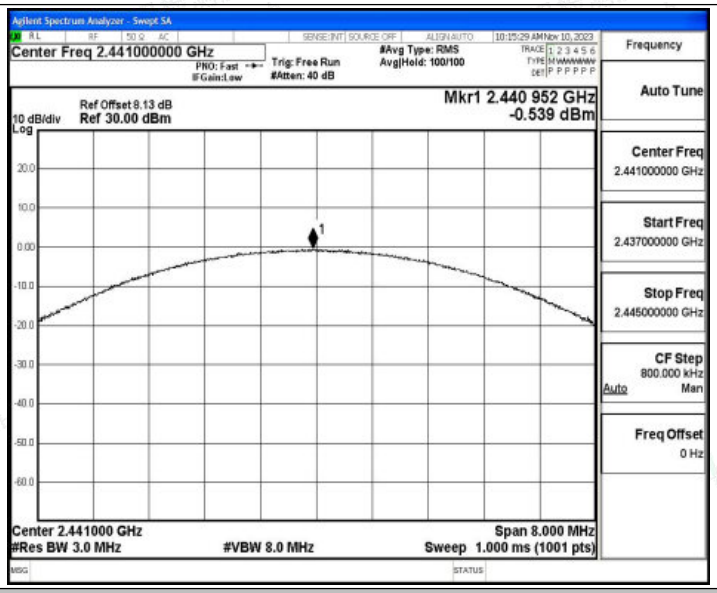

2DH5_Ant1_2480

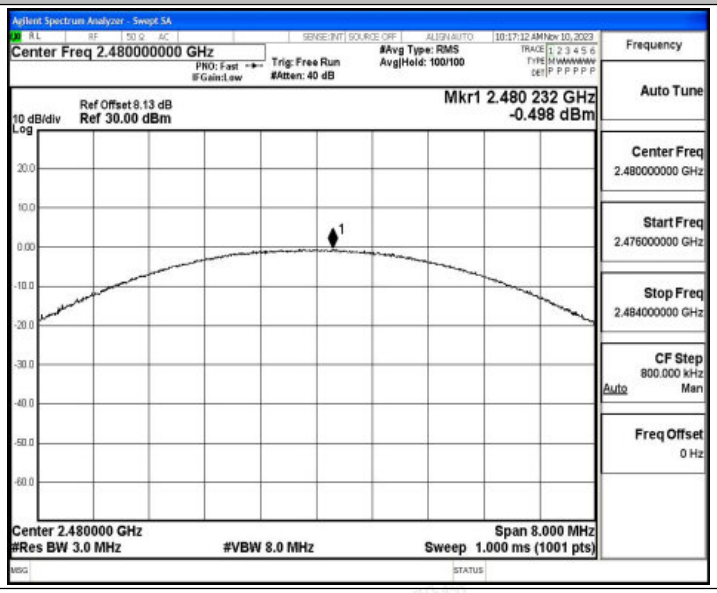

A.3 Carrier frequency separation

Test Result

TestMode	Antenna	Channel	Result[MHz]	Limit[MHz]	Verdict
DH5	Ant1	Hop	0.98	≥0.684	PASS
2DH5	Ant1	Hop	1.01	≥0.880	PASS

Test Graphs

DH5_Ant1_Hop

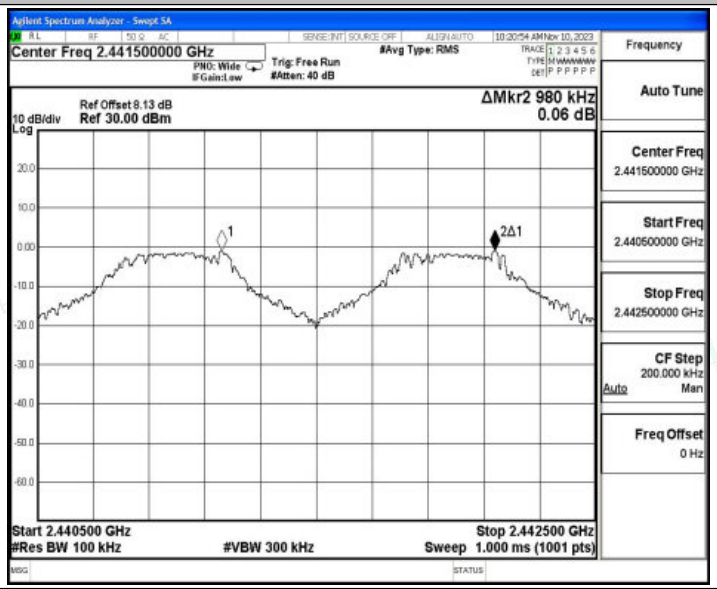

2DH5_Ant1_Hop

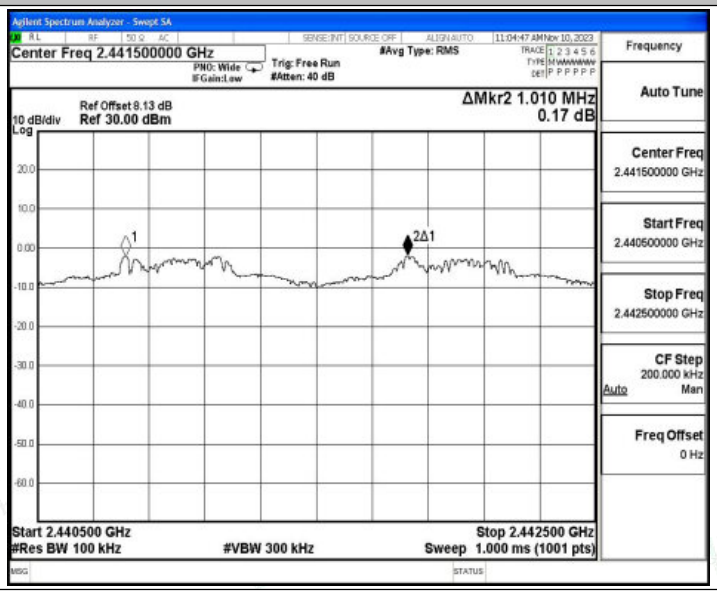

A.4 Time of occupancy

Test Result

TestMode	Antenna	Channel	BurstWidth [ms]	TotalHops [Num]	Result[s]	Limit[s]	Verdict
DH5	Ant1	Hop	2.880	106.67	0.307	≤0.4	PASS
2DH5	Ant1	Hop	2.884	106.67	0.308	≤0.4	PASS

Test Graphs

DH5_Ant1_Hop

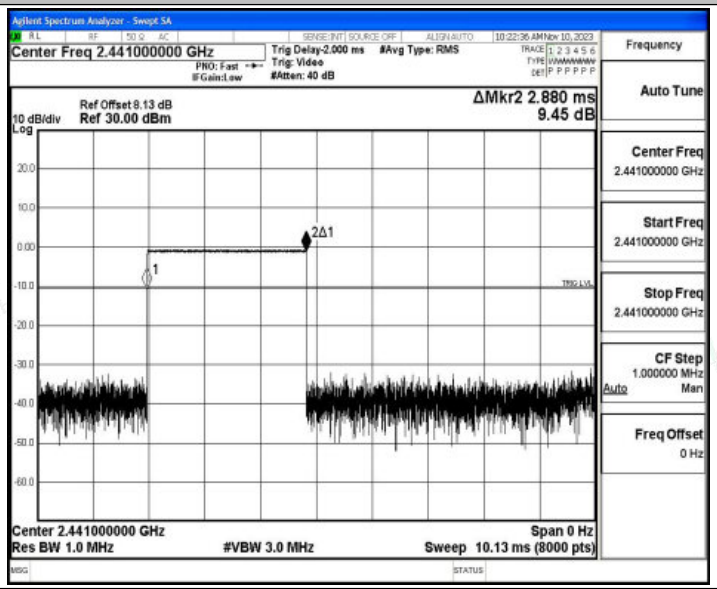

2DH5_Ant1_Hop

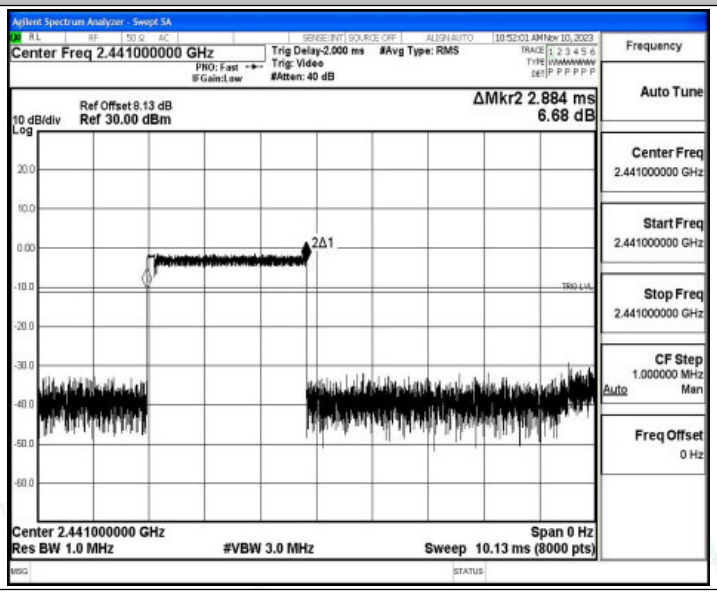

A.5 Number of hopping channels

Test Result

TestMode	Antenna	Channel	Result[Num]	Limit[Num]	Verdict
DH5	Ant1	Hop	79	≥15	PASS
2DH5	Ant1	Hop	79	≥15	PASS

Test Graphs

DH5_Ant1_Hop

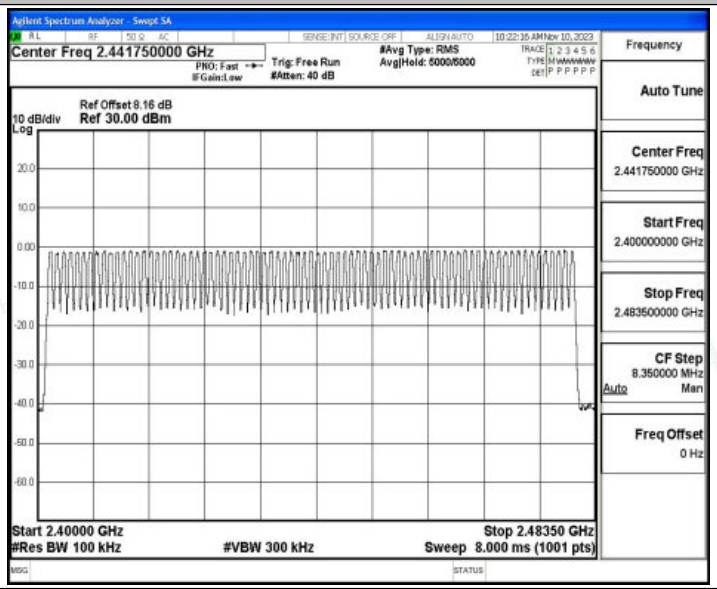

2DH5_Ant1_Hop

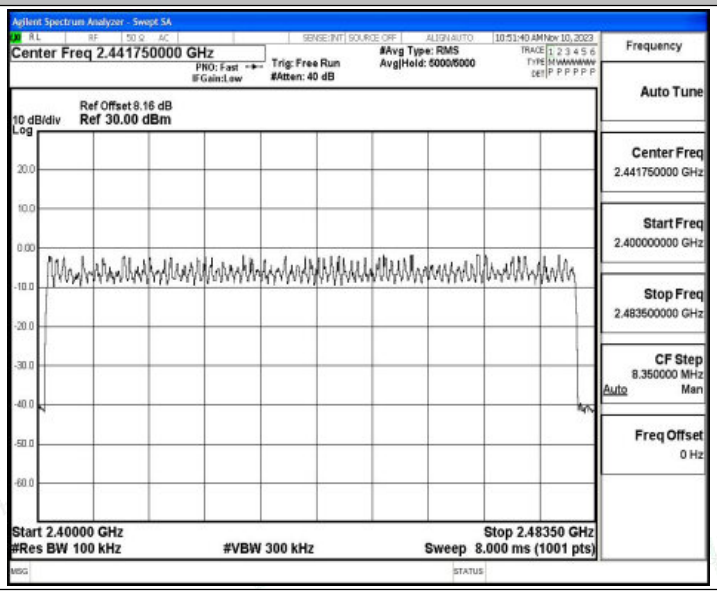

A.6 Band edge measurements

Test Result

TestMode	Antenna	ChName	Channel	RefLevel [dBm]	Result [dBm]	Limit [dBm]	Verdict
DH5	Ant1	Low	2402	-1.61	-50.7	≤-21.61	PASS
		High	2480	-1.54	-51.03	≤-21.54	PASS
		Low	Hop_2402	-1.48	-49.81	≤-21.48	PASS
		High	Hop_2480	-0.80	-49.56	≤-20.8	PASS
2DH5	Ant1	Low	2402	-6.01	-50.68	≤-26.01	PASS
		High	2480	-5.55	-50.79	≤-25.55	PASS
		Low	Hop_2402	-4.47	-50.29	≤-24.47	PASS
		High	Hop_2480	-3.52	-49.9	≤-23.52	PASS

Test Graphs

DH5_Ant1_Low_2402

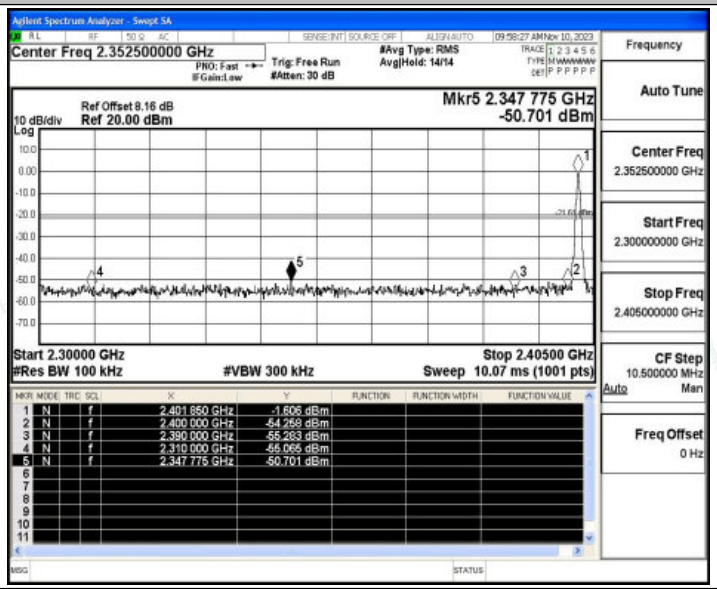

DH5_Ant1_High_2480

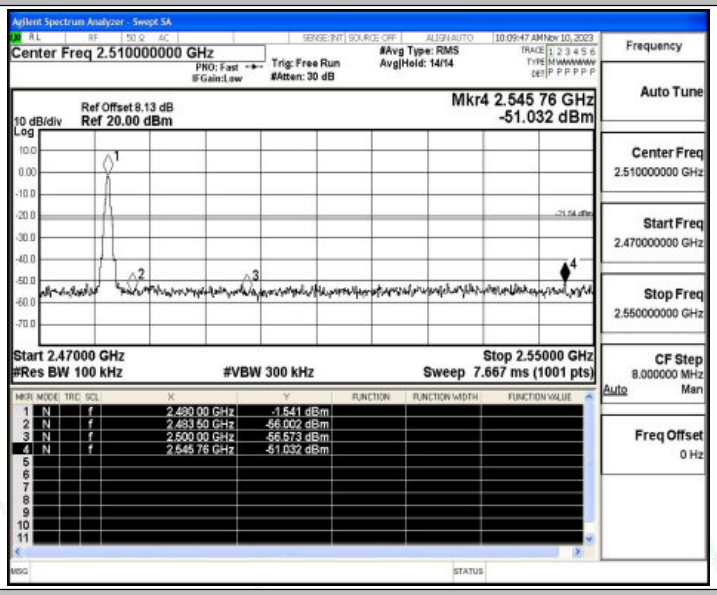

DH5_Ant1_Low_Hop_2402

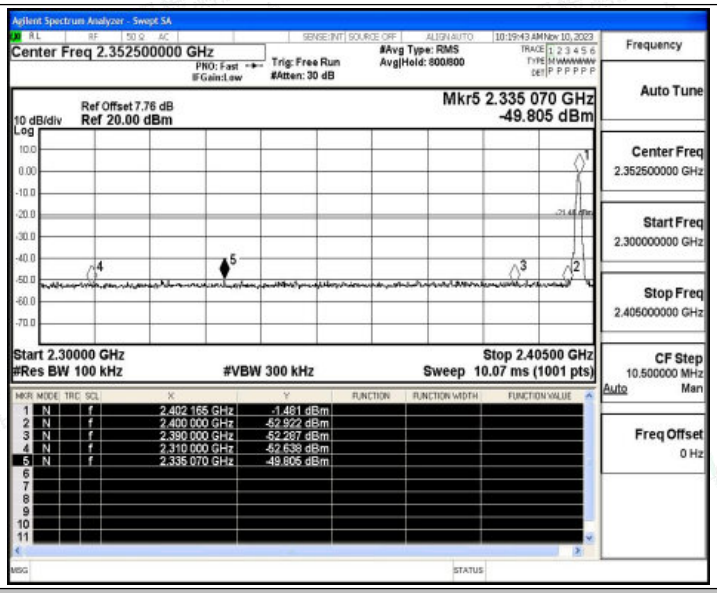

DH5_Ant1_High_Hop_2480

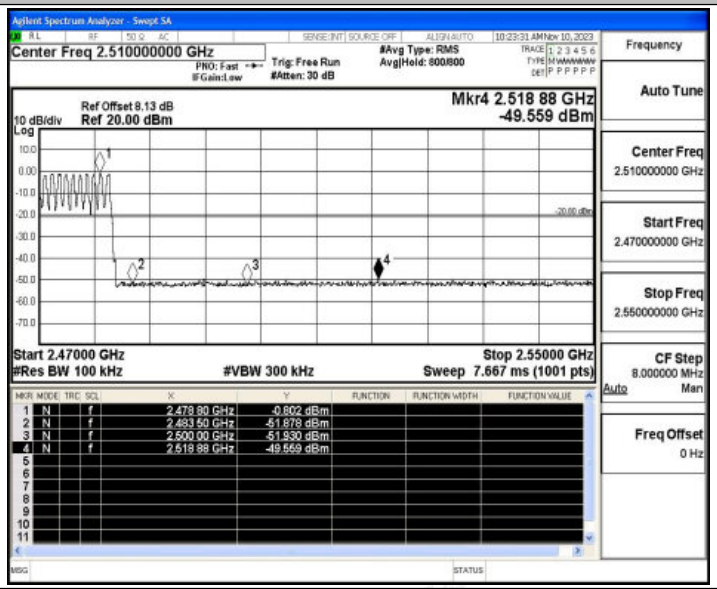

2DH5_Ant1_Low_2402

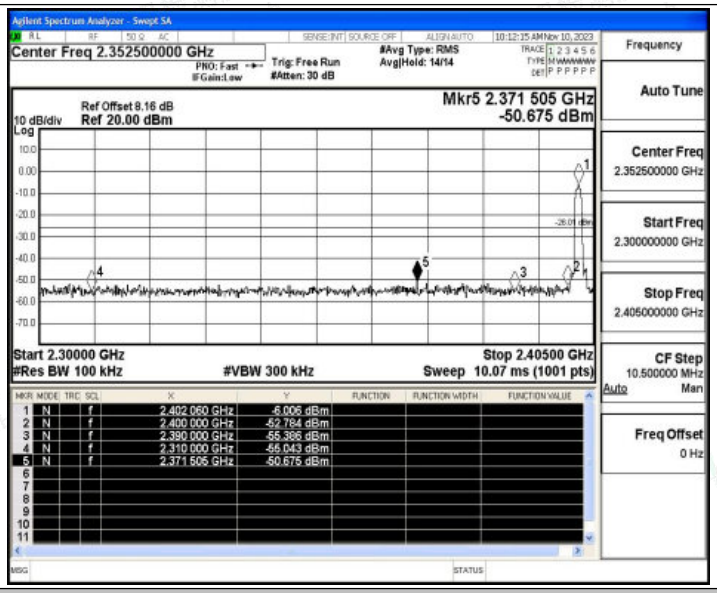

2DH5_Ant1_High_2480

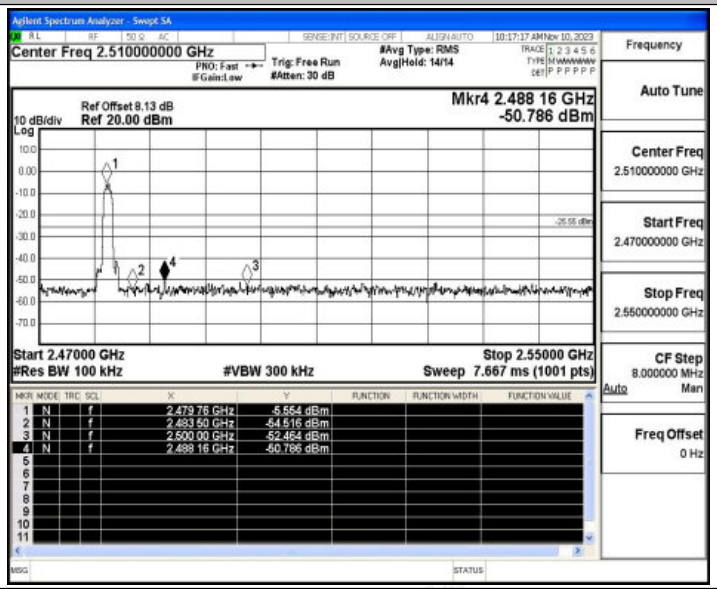

2DH5_Ant1_Low_Hop_2402

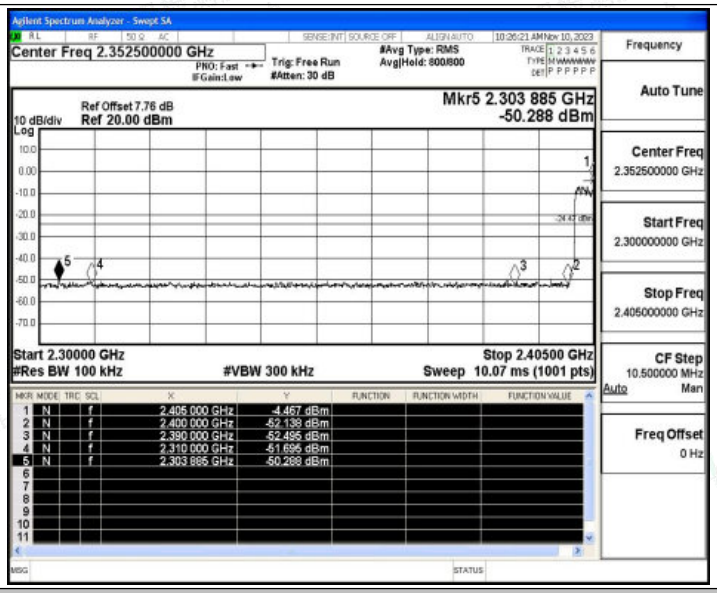

2DH5_Ant1_High_Hop_2480

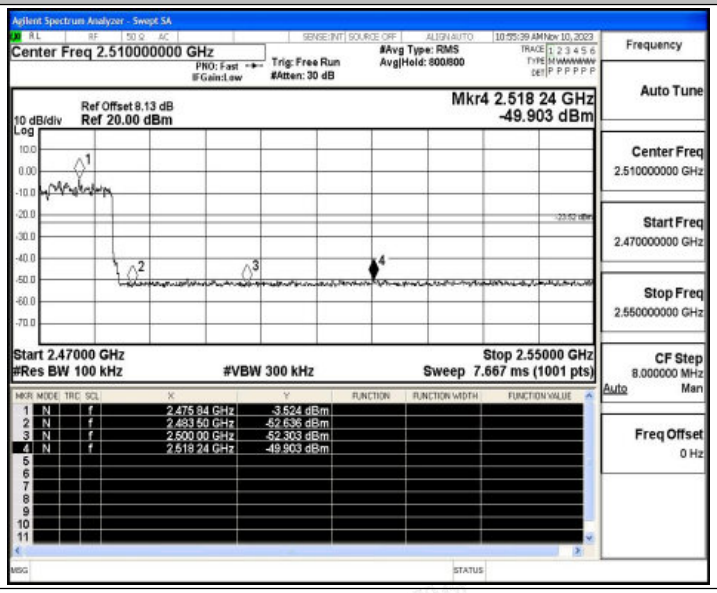

A.7 Conducted Spurious Emission

Test Result

TestMode	Antenna	Channel	FreqRange [MHz]	RefLevel [dBm]	Result [dBm]	Limit [dBm]	Verdict
DH5	Ant1	2402	Reference	-1.70	-1.70	---	PASS
			30~1000	-1.70	-61.51	≤-21.7	PASS
			1000~26500	-1.70	-48.8	≤-21.7	PASS
		2441	Reference	-1.75	-1.75	---	PASS
			30~1000	-1.75	-61.81	≤-21.75	PASS
			1000~26500	-1.75	-46.94	≤-21.75	PASS
		2480	Reference	-1.05	-1.05	---	PASS
			30~1000	-1.05	-61.19	≤-21.05	PASS
			1000~26500	-1.05	-49.38	≤-21.05	PASS
2DH5	Ant1	2402	Reference	-2.66	-2.66	---	PASS
			30~1000	-2.66	-61.71	≤-22.66	PASS
			1000~26500	-2.66	-49.16	≤-22.66	PASS
		2441	Reference	-5.37	-5.37	---	PASS
			30~1000	-5.37	-61.55	≤-25.37	PASS
			1000~26500	-5.37	-48.56	≤-25.37	PASS
		2480	Reference	-2.52	-2.52	---	PASS
			30~1000	-2.52	-61.95	≤-22.52	PASS
			1000~26500	-2.52	-49.21	≤-22.52	PASS

Test Graphs

DH5_Ant1_2402_0~Reference

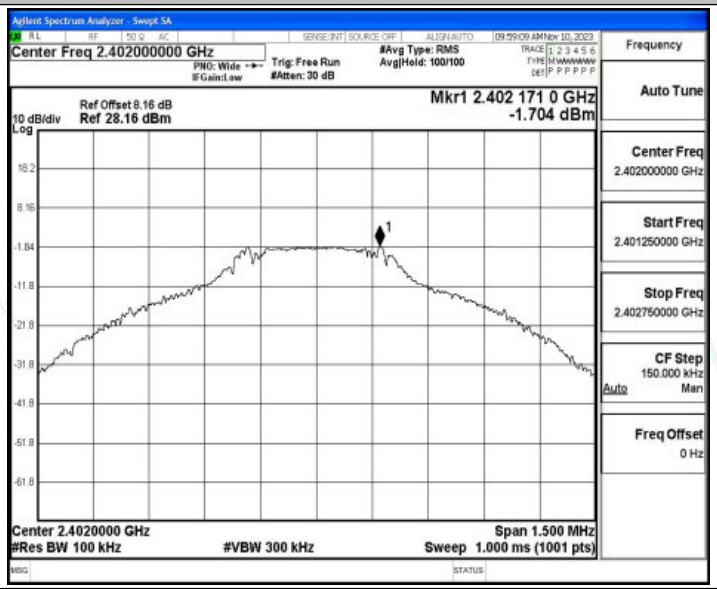

DH5_Ant1_2402_30~1000

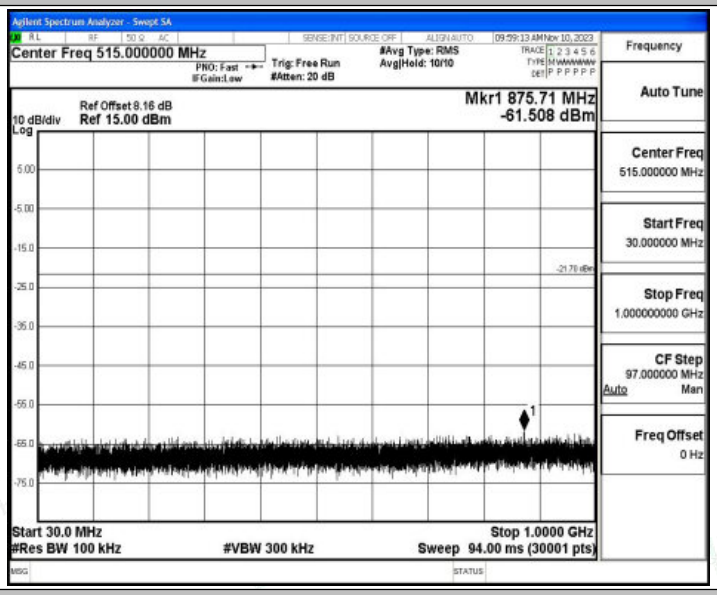

DH5_Ant1_2402_1000~26500

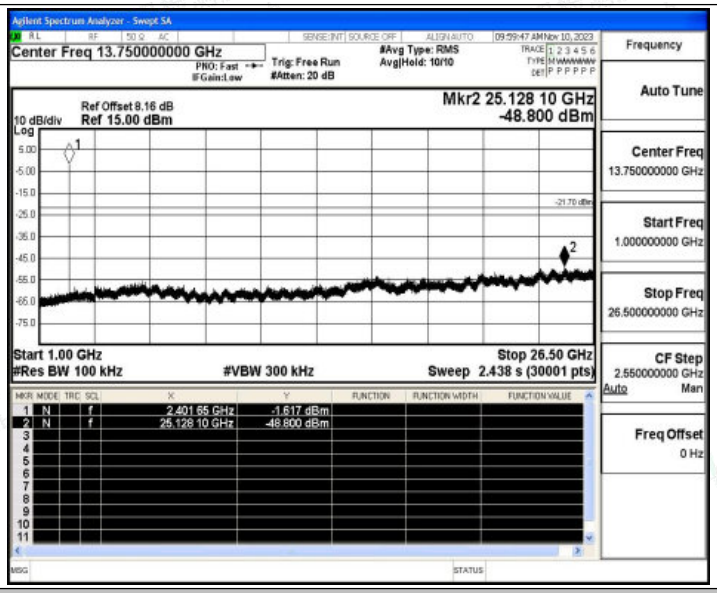

DH5_Ant1_2441_0~Reference

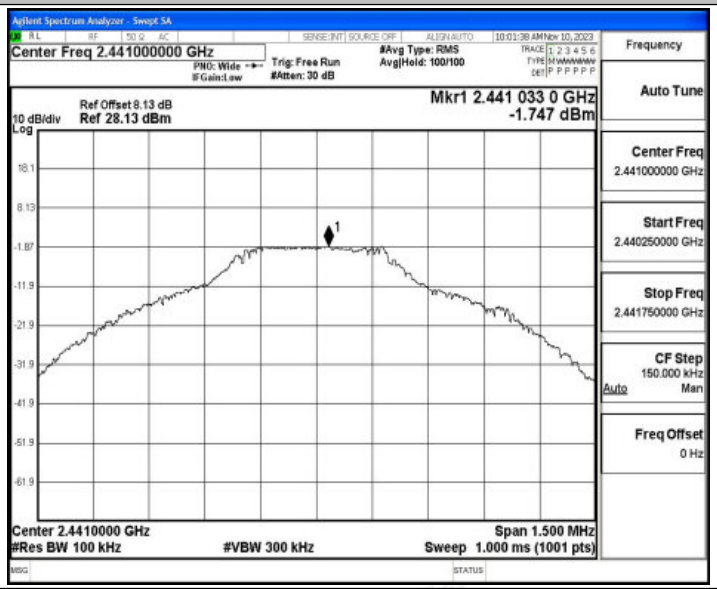

DH5_Ant1_2441_30~1000

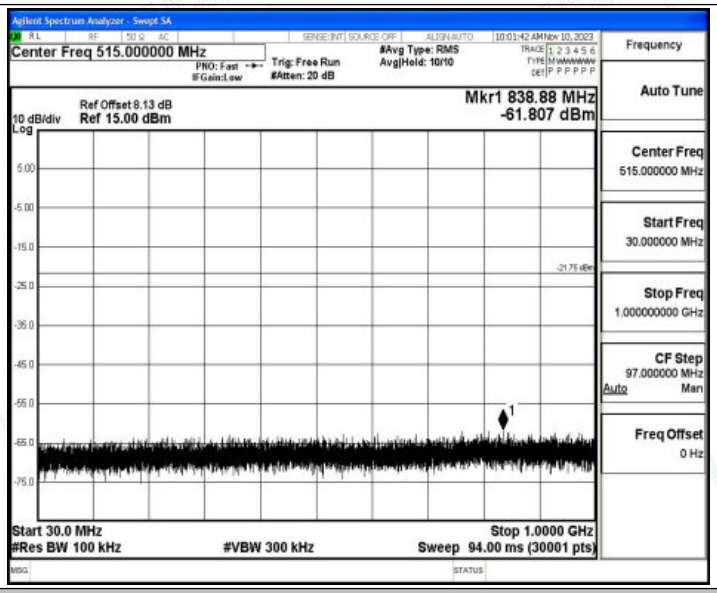

DH5_Ant1_2441_1000~26500

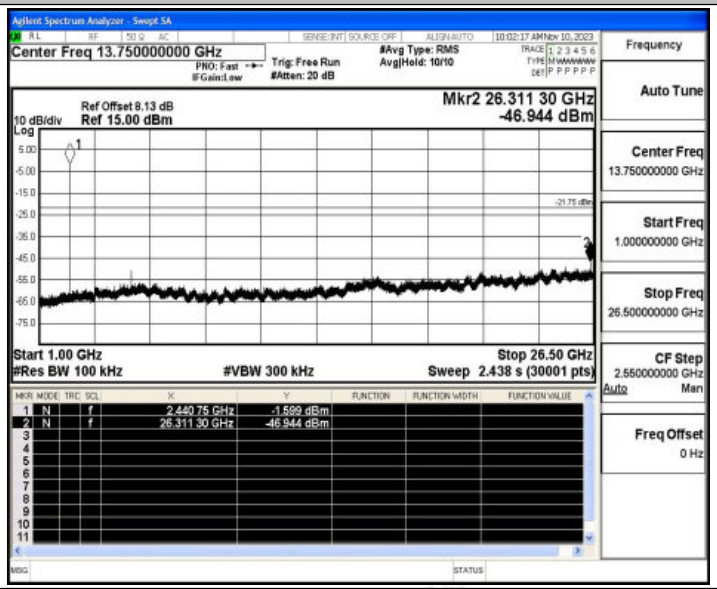

DH5_Ant1_2480_0~Reference

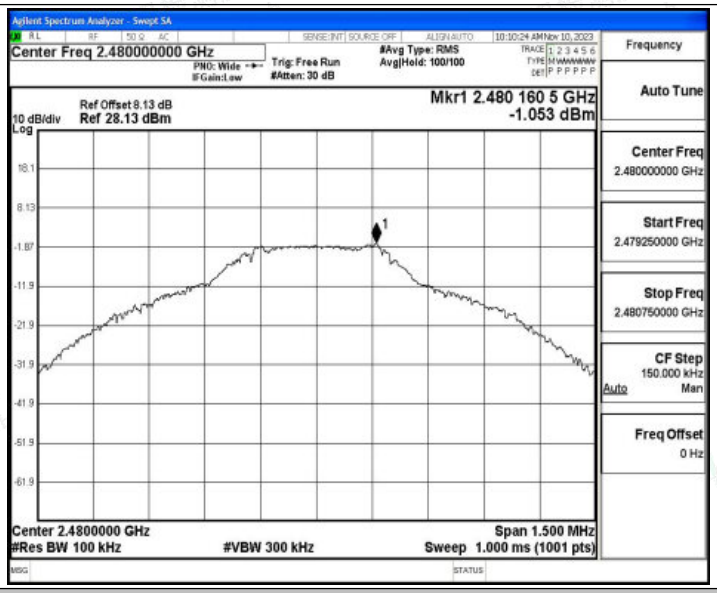

DH5_Ant1_2480_30~1000

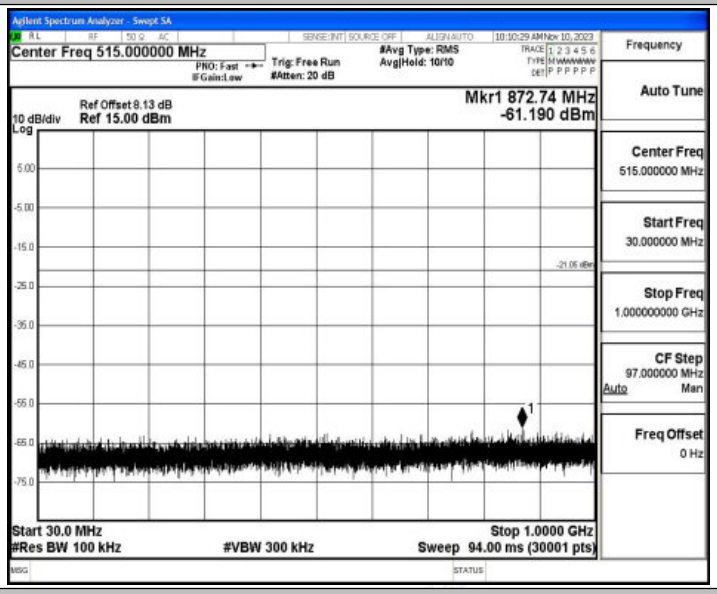

DH5_Ant1_2480_1000~26500

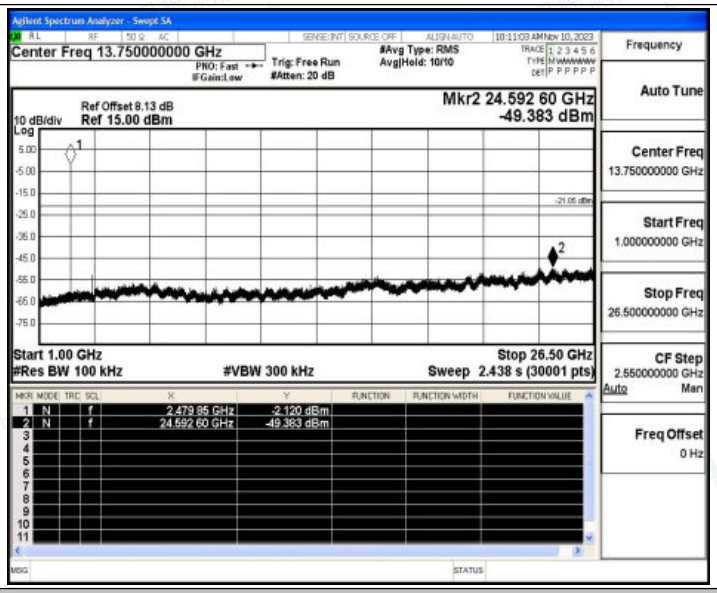

2DH5_Ant1_2402_0~Reference

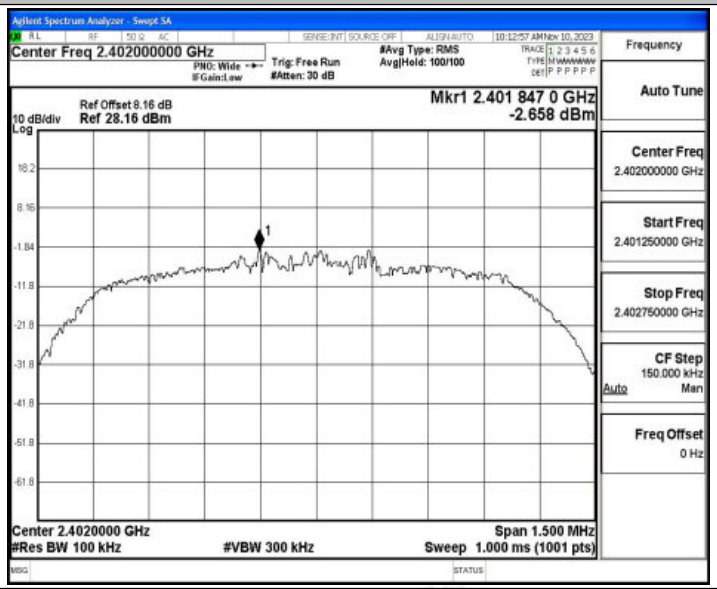

2DH5_Ant1_2402_30~1000

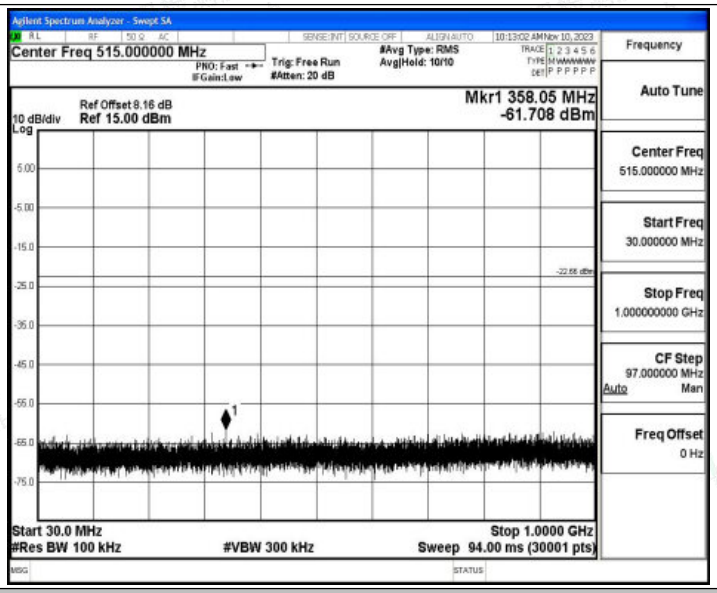

2DH5_Ant1_2402_1000~26500

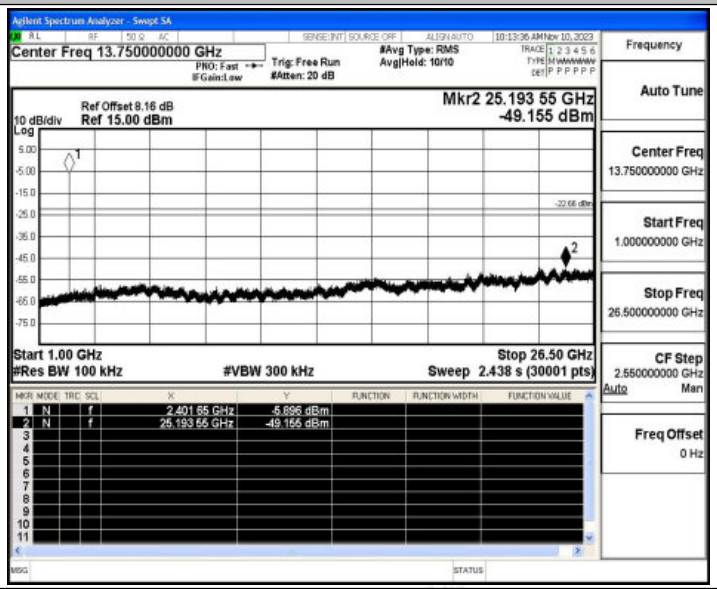

2DH5_Ant1_2441_0~Reference

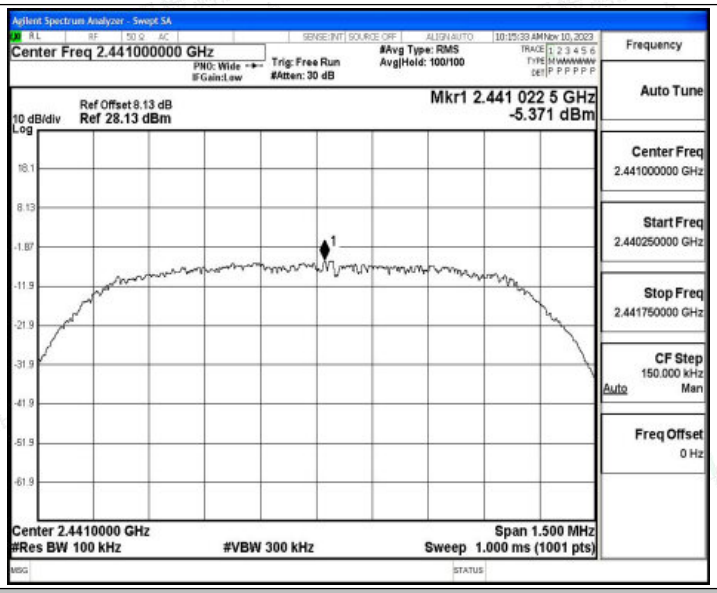

2DH5_Ant1_2441_30~1000

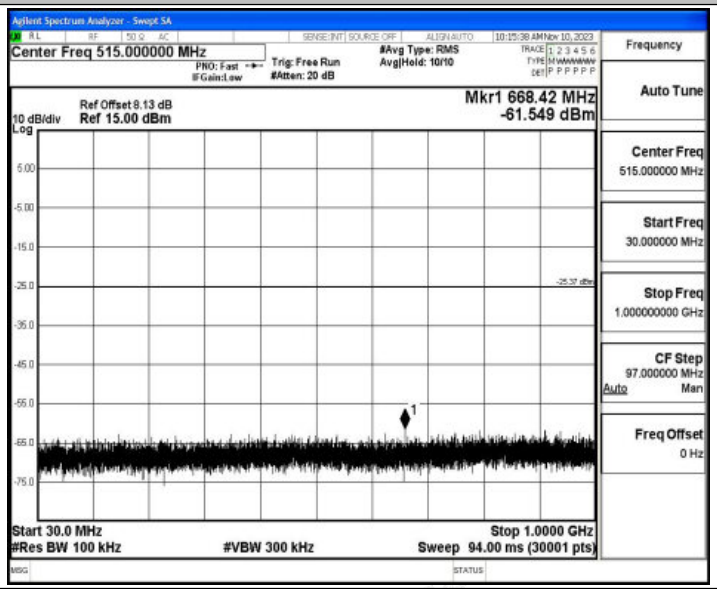

2DH5_Ant1_2441_1000~26500

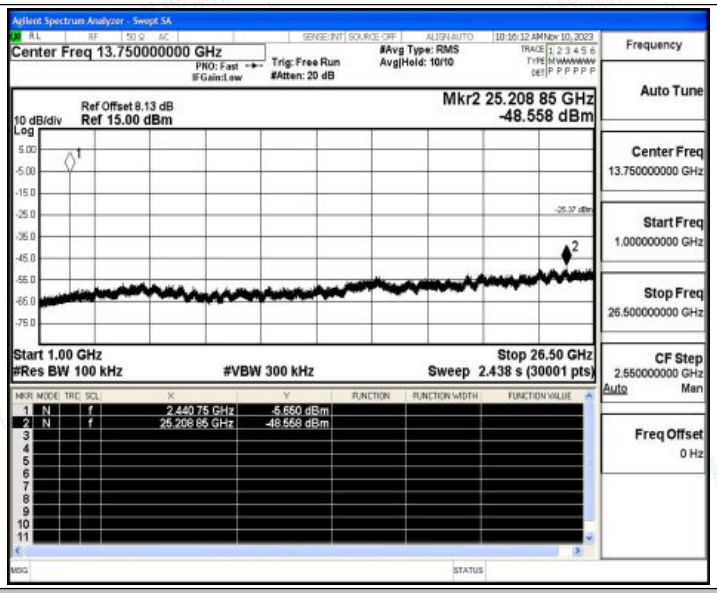

2DH5_Ant1_2480_0~Reference

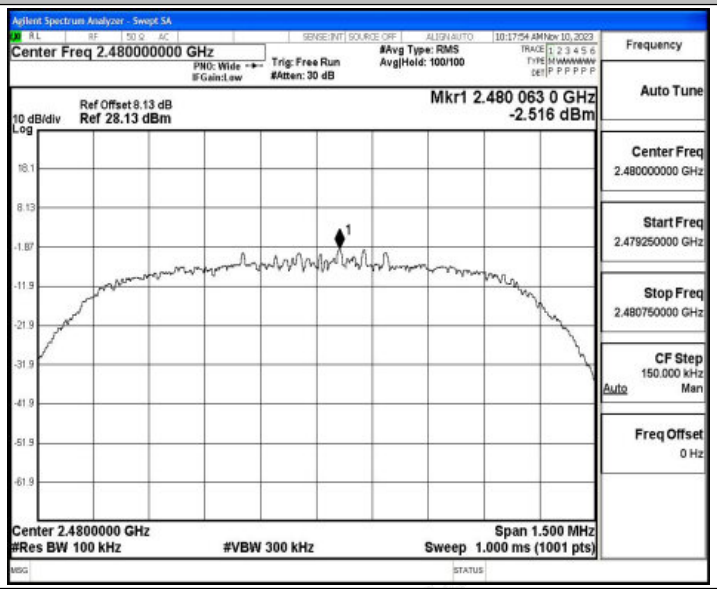

2DH5_Ant1_2480_30~1000

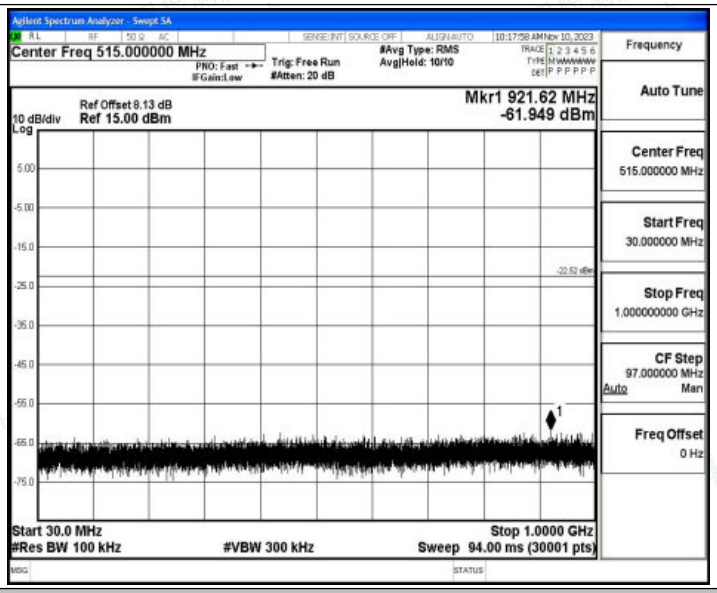

2DH5_Ant1_2480_1000~26500

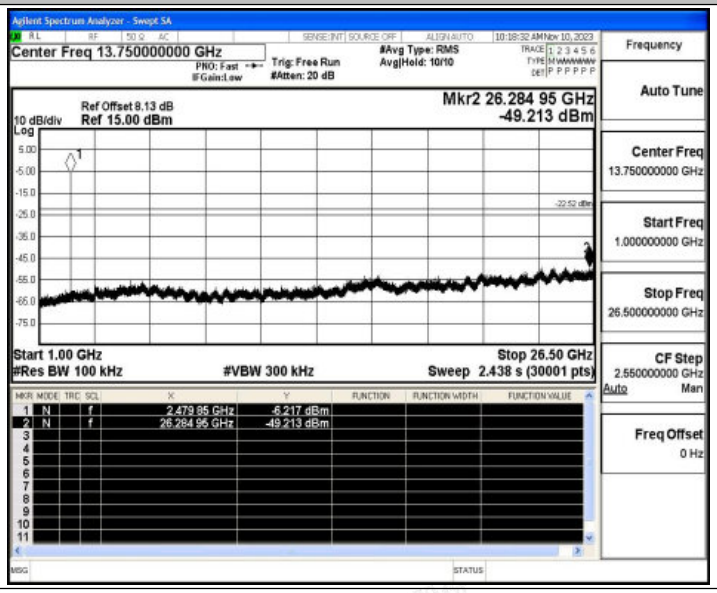

A.8 Emissions in Restricted Bands

Test Result

TestMode	Antenna	ChName	Channel	Detector	Freq. [MHz]	Result [dBm]	Limit [dBm]	Result [dBuV/m]	Limit [dBuV/m]	Verdict
DH5	Ant1	Low	2402	AV	2310.000	-49.24	≤-41.20	45.96	≤54	PASS
				AV	2385.785	-48.62	≤-41.20	46.58	≤54	PASS
				AV	2390.000	-48.86	≤-41.20	46.34	≤54	PASS
				Peak	2310.000	-45.8	≤-21.20	49.40	≤74	PASS
				Peak	2325.515	-39.81	≤-21.20	55.39	≤74	PASS
				Peak	2390.000	-43.05	≤-21.20	52.15	≤74	PASS
		High	2480	AV	2483.500	-48.57	≤-41.20	46.63	≤54	PASS
				AV	2483.520	-48.56	≤-41.20	46.64	≤54	PASS
				AV	2500.000	-48.7	≤-41.20	46.50	≤54	PASS
				Peak	2483.500	-42.48	≤-21.20	52.72	≤74	PASS
				Peak	2496.880	-40.05	≤-21.20	55.15	≤74	PASS
				Peak	2500.000	-42.24	≤-21.20	52.96	≤74	PASS
		Low	Hop_2402	Peak	2310.000	-41.04	≤-21.20	54.16	≤74	PASS
				Peak	2386.520	-37.98	≤-21.20	57.22	≤74	PASS
				Peak	2390.000	-40.51	≤-21.20	54.69	≤74	PASS
		High	Hop_2480	Peak	2483.500	-39.58	≤-21.20	55.62	≤74	PASS
				Peak	2487.440	-38.57	≤-21.20	56.63	≤74	PASS
				Peak	2500.000	-40.99	≤-21.20	54.21	≤74	PASS
2DH5	Ant1	Low	2402	AV	2310.000	-49.15	≤-41.20	46.05	≤54	PASS
				AV	2386.205	-48.63	≤-41.20	46.57	≤54	PASS
				AV	2390.000	-48.78	≤-41.20	46.42	≤54	PASS
				Peak	2310.000	-44.31	≤-21.20	50.89	≤74	PASS
				Peak	2368.985	-39.54	≤-21.20	55.66	≤74	PASS
				Peak	2390.000	-43.35	≤-21.20	51.85	≤74	PASS
		High	2480	AV	2483.500	-48.56	≤-41.20	46.64	≤54	PASS
				AV	2483.520	-48.56	≤-41.20	46.64	≤54	PASS
				AV	2500.000	-48.71	≤-41.20	46.49	≤54	PASS
				Peak	2483.500	-45.12	≤-21.20	50.08	≤74	PASS
				Peak	2487.280	-39.82	≤-21.20	55.38	≤74	PASS
				Peak	2500.000	-43.89	≤-21.20	51.31	≤74	PASS
		Low	Hop_2402	Peak	2310.000	-41.23	≤-21.20	53.97	≤74	PASS
				Peak	2328.665	-38.14	≤-21.20	57.06	≤74	PASS
				Peak	2390.000	-39.76	≤-21.20	55.44	≤74	PASS

		High	Hop_2480	Peak	2483.500	-39.89	≤-21.20	55.31	≤74	PASS
				Peak	2488.800	-38.02	≤-21.20	57.18	≤74	PASS
				Peak	2500.000	-40.3	≤-21.20	54.90	≤74	PASS

Note：

1. The Antenna Gain is compensated in the graph.
2. The limit in dBm for average detector is conversion from 54dBuV/m, according to 15.209(a). The limit in dBm for peak detector is 20dB above the limit of average detector in dBm.

Test Graphs

DH5_Ant1_Low_2402_AV

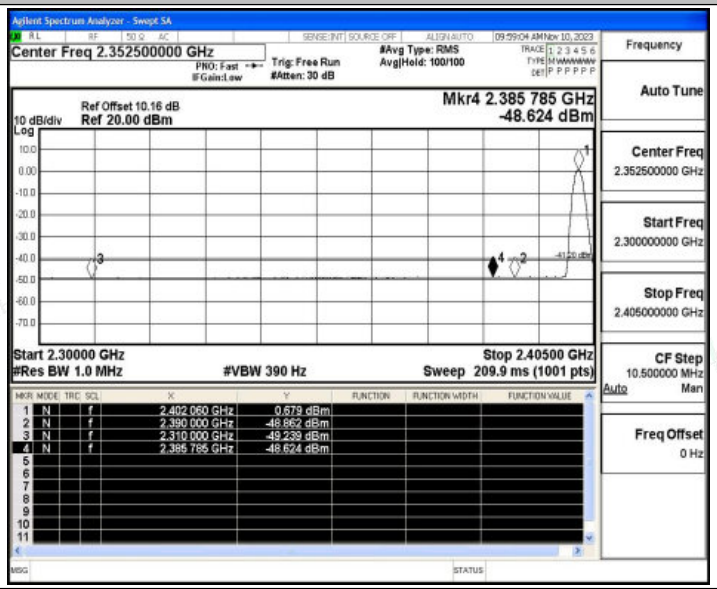

DH5_Ant1_Low_2402_Peak

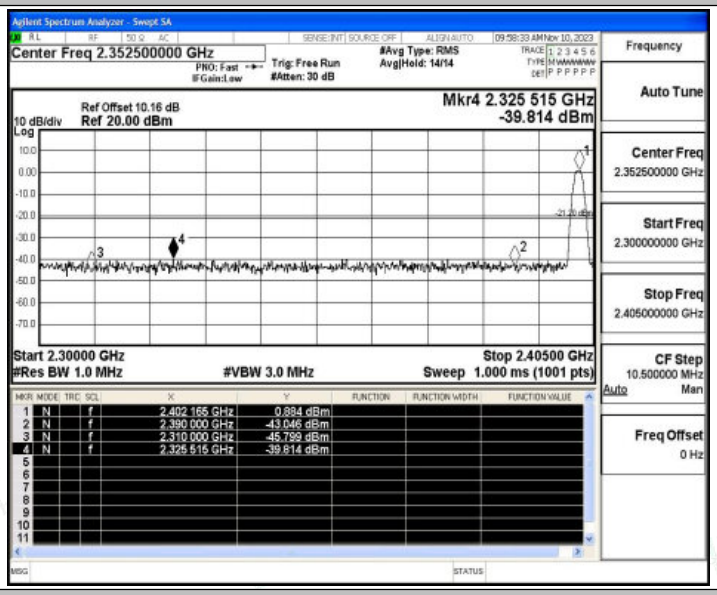

DH5_Ant1_High_2480_AV

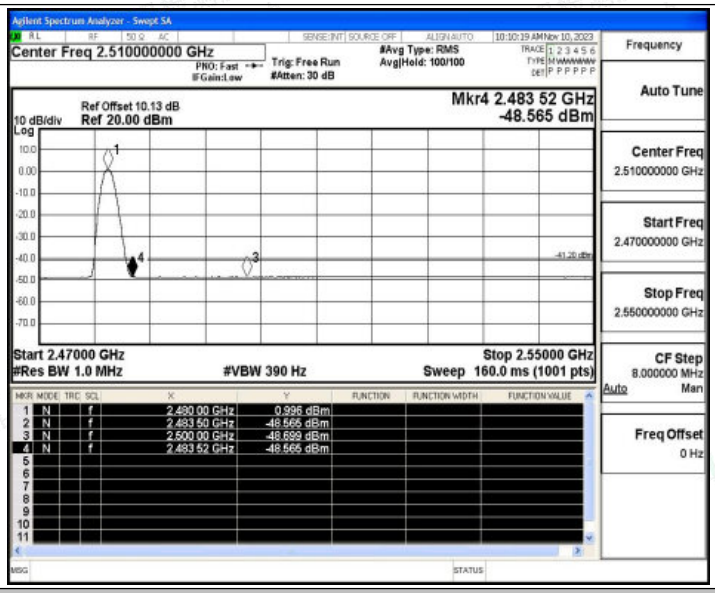

DH5_Ant1_High_2480_Peak

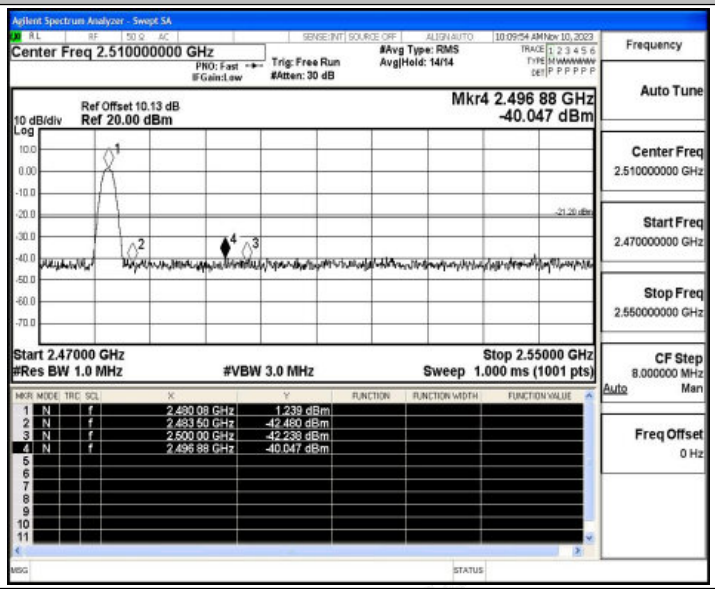

DH5_Ant1_Low_Hop_2402_Peak

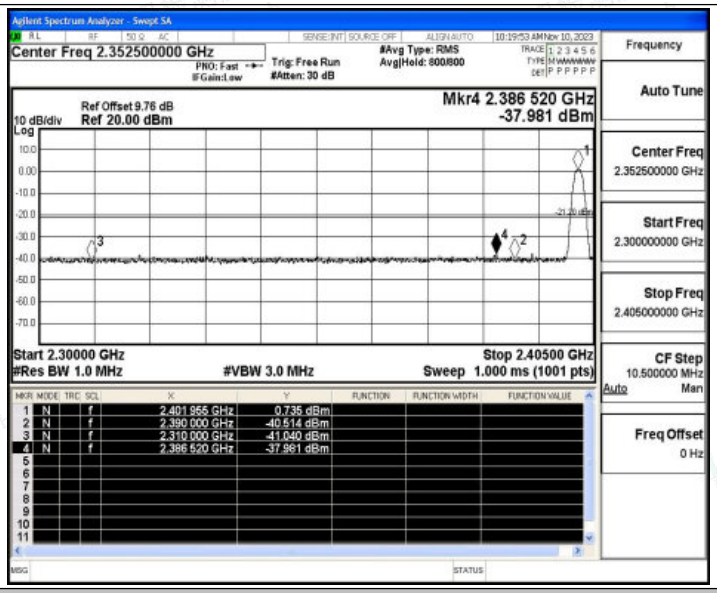

DH5_Ant1_High_Hop_2480_Peak

2DH5_Ant1_Low_2402_AV

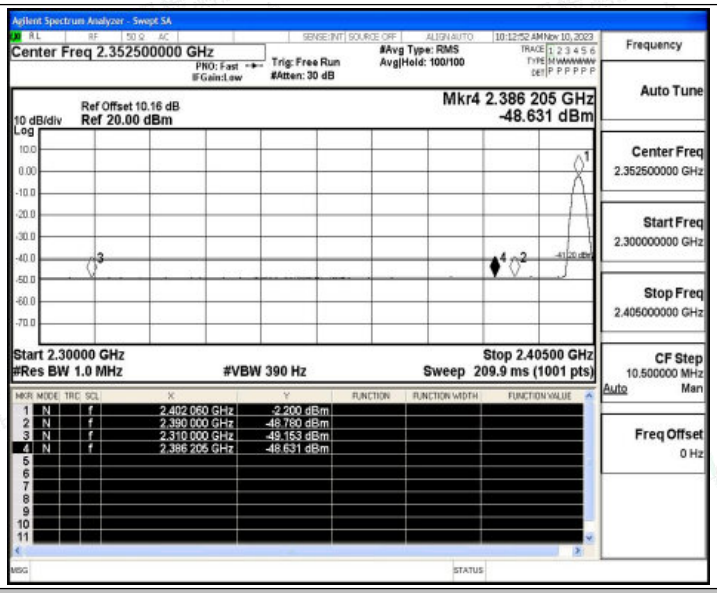

2DH5_Ant1_Low_2402_Peak

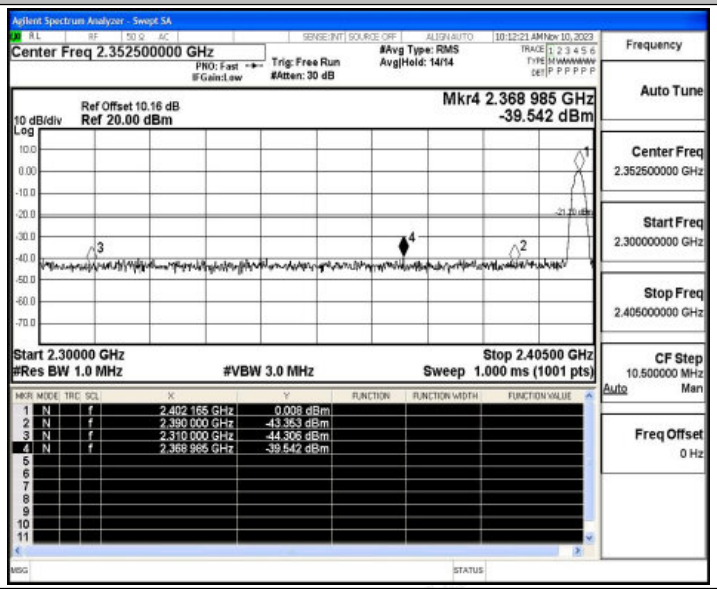

2DH5_Ant1_High_2480_AV

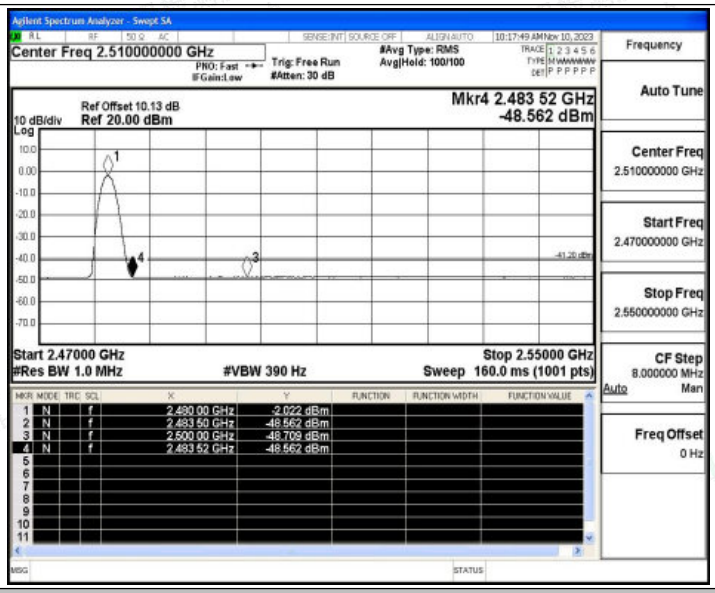

2DH5_Ant1_High_2480_Peak

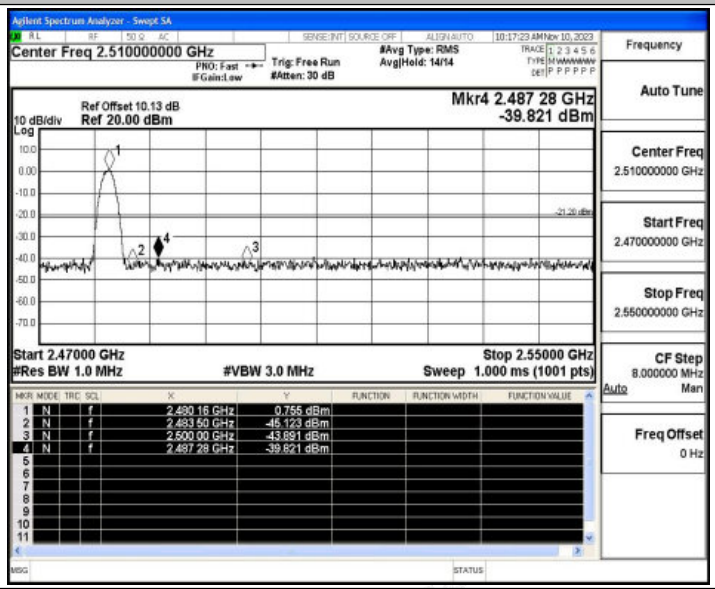

2DH5_Ant1_Low_Hop_2402_Peak

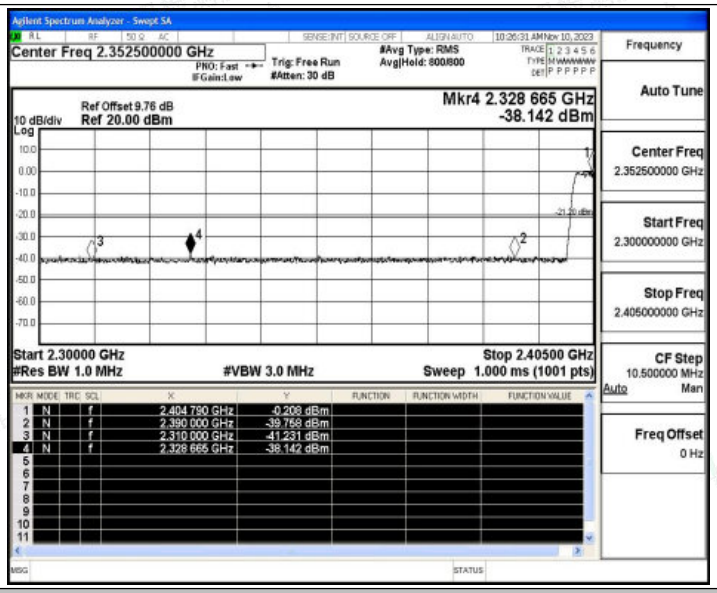
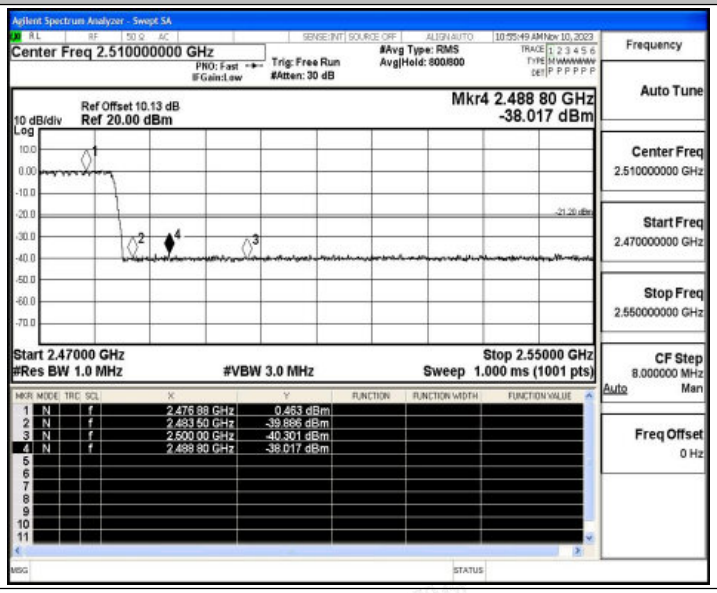
2DH5_Ant1_High_Hop_2480_Peak